

100-1202

0110712010

Socket
1/54



UNITED STATES ENVIRONMENTAL PROTECTION AGENCY
WASHINGTON, D.C. 20460

OFFICE OF
PREVENTION, PESTICIDES
AND TOXIC SUBSTANCES

Adora Clark, Ph.D
Regulatory Product Manager
Syngenta Crop Protection, Inc.
P.O. Box 18300
Greensboro, NC 27419-8300

JAN 7 2010

Subject: Ridomil Gold SL
EPA Registration Number 100-1202
Your Amendment dated April 21, 2009
PRIA Decision Number 409083

Dear Dr. Clark:

The amended label and supplemental label referred to above, submitted in connection with registration under section 3(c)(7)(a) of the Federal Insecticide, Fungicide and Rodenticide Act (FIFRA) is acceptable provided you make the following changes:

Main Label:

1. On page 10, under the "Mixing in the Spray Tank" heading, 7th bullet, revise the statement to read, "Do not exceed maximum label dosage rates, and the most restrictive label precautions and limitations must be followed."
2. On page 10, under the "Mixing in the Spray Tank" heading, 8th bullet, revise the statement to read, "Do not tank mix this product with any product which prohibits such mixing."
3. On page 10, under the "Application Procedures(Broadcast):" heading, delete the word "Recommended" and replace it with the word, "Application" so that the sentence reads, "Application rates in the *Directions for Use* are generally..."
4. On page 11, under the "Application Through Irrigation Systems (Chemigation)" heading, 6th bullet, delete the word "recommended" and replace it with the word, "directions".
5. On page 18, in the grape use table, delete the word, "projects" and replace it with the word "products".

6. On page 20, in the Leafy Vegetable use table, revise the following statement "For additional applications, see Leafy Vegetables in Part 2 of Directions for Use: Soil Directed and Other Foliar Applications" to "For additional applications to Lettuce (Head and Leaf), see Part 2 of Directions for Use: Soil Directed and Other Foliar Applications."
7. On page 39, in the Lettuce (Head and Leaf) table, revise the following statement "For additional applications, see Leafy Vegetables in Part 1 of Directions for Use: Soil-Injected or Soil-Incorporated Applications" to "For additional applications to Lettuce (Head and Leaf), see Leafy Vegetables (Except Brassica) in Part 1 of Directions for Use: Soil-Injected or Soil-Incorporated Applications."
8. On page 39, delete the blank row after the "Lettuce (Head and Leaf) table".
9. On final printed labels, ensure that crop boxes are not blank. For instance on page 33, add "Citrus, continued" if the table is separated into multiple sections.

Supplemental label:

10. On page 1, move the statement "All applicable directions, restrictions and precautions on the EPA registered label..." so that it appears below the misuse statement on page 2.
11. On page 2, in the use table for "Carrots" revise the following sentence, "For additional applications, see Carrots in Part 2 Directions for Use: Soil Directed and Other Foliar Applications." to " For additional applications, see Carrots in Part 2 of Directions for Use: Soil Directed and Other Foliar Applications on the container label."
12. On page 3, in the use table for "Grapes" delete the word, "projects" and replace it with the word "products".
13. Add the following statement to the supplemental label: "This supplemental label expires on June 30, 2011 and must not be used or distributed after this date."

One copy of the label stamped "Accepted with comments" is enclosed for your records. Please submit one copy of the final printed label that incorporates the required changes before the product is released for shipment. If you have any questions, please contact Tamue L. Gibson by phone at (703) 305-9096 or via email at gibson.tamue@epa.gov.

Sincerely,



Mary L. Waller
Product Manager 21
Fungicide Branch
Registration Division (7505P)

Enclosure

Booklet

Group 4 Fungicide

Ridomil Gold® SL

Fungicide

For the control of certain diseases in various crops caused by the Oomycete class of fungi

Active Ingredient:

Mefenoxam*	45.3%
Other Ingredients:	54.7%
Total:	100.0%

*CAS Nos. 70630-17-0 and 69516-34-3

Contains 4 lbs. active ingredient per gallon.

KEEP OUT OF REACH OF CHILDREN.

CAUTION

See additional precautionary statements and directions for use inside booklet.

EPA Reg. No. 100-1202
EPA Est. 39578-TX-1

Product of Switzerland
Formulated in the USA

SCP 1202A-L1C 0109	[1 pint front booklet/base - Product ID 34128]
SCP 1202A-L1.1C 0109	[1 pint back booklet/base - Product ID 34128]

SCP 1202A-L2C 0109	[1 gallon/Product ID 34129]
--------------------	-----------------------------

1 pint
Net Contents


1 gallon
Net Contents

ACCEPTED
with COMMENTS
In EPA Letter Dated

JAN 7 2010

Under the Federal Insecticide,
Fungicide, and Rodenticide Act
as amended, for the pesticide
registered under EPA Reg. No.

100-1202



FIRST AID	
If in eyes	<ul style="list-style-type: none"> • Hold eye open and rinse slowly and gently with water for 15-20 minutes. • Remove contact lenses, if present, after the first 5 minutes, then continue rinsing eye. • Call a poison control center or doctor for treatment advice.
If on skin or clothing	<ul style="list-style-type: none"> • Take off contaminated clothing. • Rinse skin immediately with plenty of water for 15-20 minutes. • Call a poison control center or doctor for treatment advice.
If swallowed	<ul style="list-style-type: none"> • Call a poison control center or doctor immediately for treatment advice. • Have person sip a glass of water if able to swallow. • Do not induce vomiting unless told to do so by the poison control center or doctor. • Do not give anything by mouth to an unconscious person.
If inhaled	<ul style="list-style-type: none"> • Move person to fresh air. • If person is not breathing, call 911 or an ambulance, then give artificial respiration, preferably mouth-to-mouth, if possible. • Call a poison control center or doctor for treatment advice.
<p>Have the product container or label with you when calling a poison control center or doctor, or going for treatment.</p>	
<p>HOT LINE NUMBER For 24-Hour Medical Emergency Assistance (Human or Animal) or Chemical Emergency Assistance (Spill, Leak, Fire, or Accident) Call 1-800-888-8372</p>	

PRECAUTIONARY STATEMENTS

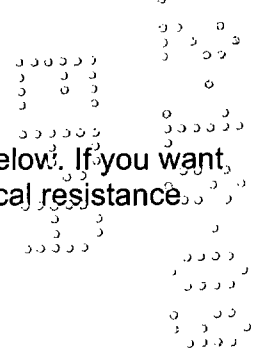
Hazards to Humans and Domestic Animals

CAUTION

Causes moderate eye irritation. Harmful if swallowed or absorbed through skin. Avoid contact with skin, eyes, or clothing.

Personal Protective Equipment (PPE)

Some materials that are chemical-resistant to this product are listed below. If you want more options, follow the instructions for Category C on an EPA chemical resistance category selection chart.



Applicators and other handlers must wear:

- Long-sleeved shirt and long pants
- Chemical-resistant gloves, such as barrier laminate, butyl rubber, nitrile rubber, neoprene rubber, polyvinyl chloride (PVC), or Viton®
- Shoes plus socks

Follow manufacturer's instructions for cleaning/maintaining PPE. If no such instructions for washables, use detergent and hot water. Keep and wash PPE separately from other laundry.

Engineering Control Statements

When handlers use closed systems, enclosed cabs, or aircraft in a manner that meets the requirements listed in the Worker Protection Standard (WPS) for agricultural pesticides [40 CFR 170.240(d)(4-6)], the handler PPE requirements may be reduced or modified as specified in the WPS.

User Safety Recommendations

Users should:

- Wash hands before eating, drinking, chewing gum, using tobacco, or using the toilet.
- Remove clothing immediately if pesticide gets inside. Then wash thoroughly and put on clean clothing.

Environmental Hazards


Do not apply directly to water, or to areas where surface water is present, or to intertidal areas below the mean high water mark. Do not apply when weather conditions favor drift from treated areas. Do not contaminate water when disposing of equipment washwater or rinsate.

Groundwater Advisory Statement

This chemical is known to leach through soil into ground water under certain conditions as a result of agricultural use. Use of this chemical in areas where soils are permeable, particularly where the water table is shallow, may result in ground water contamination.

Physical or Chemical Hazards

Do not use or store near heat or open flame.



CONDITIONS OF SALE AND LIMITATION OF WARRANTY AND LIABILITY

NOTICE: Read the entire Directions for Use and Conditions of Sale and Limitation of Warranty and Liability before buying or using this product. If the terms are not acceptable, return the product at once, unopened, and the purchase price will be refunded.

The Directions for Use of this product must be followed carefully. It is impossible to eliminate all risks inherently associated with the use of this product. Crop injury, ineffectiveness or other unintended consequences may result because of such factors as manner of use or application, weather or crop conditions, presence of other materials or other influencing factors in the use of the product, which are beyond the control of SYNGENTA CROP PROTECTION, INC. or Seller. To the extent permitted by applicable law, Buyer and User agree to hold SYNGENTA and Seller harmless for any claims relating to such factors.

SYNGENTA warrants that this product conforms to the chemical description on the label and is reasonably fit for the purposes stated in the Directions for Use, subject to the inherent risks referred to above, when used in accordance with directions under normal use conditions. To the extent permitted by applicable law: (1) this warranty does not extend to the use of the product contrary to label instructions or under conditions not reasonably foreseeable to or beyond the control of Seller or SYNGENTA, and, (2) Buyer and User assume the risk of any such use. **TO THE EXTENT PERMITTED BY APPLICABLE LAW, SYNGENTA MAKES NO WARRANTIES OF MERCHANTABILITY OR OF FITNESS FOR A PARTICULAR PURPOSE NOR ANY OTHER EXPRESS OR IMPLIED WARRANTY EXCEPT AS WARRANTED BY THIS LABEL.**

To the extent permitted by applicable law, in no event shall SYNGENTA be liable for any incidental, consequential or special damages resulting from the use or handling of this product. **TO THE EXTENT PERMITTED BY APPLICABLE LAW, THE EXCLUSIVE REMEDY OF THE USER OR BUYER, AND THE EXCLUSIVE LIABILITY OF SYNGENTA AND SELLER FOR ANY AND ALL CLAIMS, LOSSES, INJURIES OR DAMAGES (INCLUDING CLAIMS BASED ON BREACH OF WARRANTY, CONTRACT, NEGLIGENCE, TORT, STRICT LIABILITY OR OTHERWISE) RESULTING FROM THE USE OR HANDLING OF THIS PRODUCT, SHALL BE THE RETURN OF THE PURCHASE PRICE OF THE PRODUCT OR, AT THE ELECTION OF SYNGENTA OR SELLER, THE REPLACEMENT OF THE PRODUCT.**

SYNGENTA and Seller offer this product, and Buyer and User accept it, subject to the foregoing Conditions of Sale and Limitation of Warranty and Liability, which may not be modified except by written agreement signed by a duly authorized representative of SYNGENTA.

DIRECTIONS FOR USE

It is a violation of Federal law to use this product in a manner inconsistent with its labeling.

Do not apply this product in a way that will contact workers or other persons, either directly or through drift. Only protected handlers may be in the area during application. For any requirements specific to your State or Tribe, consult the agency responsible for pesticide regulation.

AGRICULTURAL USE REQUIREMENTS

Use this product only in accordance with its labeling and with the Worker Protection Standard, 40 CFR part 170. This Standard contains requirements for the protection of agricultural workers on farms, forests, nurseries, and greenhouses, and handlers of agricultural pesticides. It contains requirements for training, decontamination, notification, and emergency assistance. It also contains specific instructions and exceptions pertaining to the statements on this label about personal protective equipment (PPE) and restricted-entry interval. The requirements in this box only apply to uses of this product that are covered by the Worker Protection Standard.

Do not enter or allow worker entry into treated areas during the restricted-entry interval (REI) of 48 hours. For crop uses that fall under this REI, see Part 2, *Soil-Directed and Other Foliar Applications* under *Directions for Use* of this label.

Exception: If the product is soil-injected or soil-incorporated, the Worker Protection Standard, under certain circumstances, allows workers to enter the treated area immediately if there will be no contact with anything that has been treated. For crop uses that fall under this Exception, see Part 1, *Soil-Injected or Soil-Incorporated Applications* under *Directions for Use* of this label.

PPE required for early entry to treated areas that is permitted under the Worker Protection Standard and that involves contact with anything that has been treated, such as plants, soil, or water is:

- Coveralls
- Chemical-resistant gloves, such as barrier laminate, butyl rubber, nitrile rubber, neoprene rubber, polyvinyl chloride (PVC), or Viton
- Shoes plus socks

FAILURE TO FOLLOW THE DIRECTIONS FOR USE AND PRECAUTIONS ON THIS LABEL MAY RESULT IN CROP INJURY, POOR DISEASE CONTROL, OR ILLEGAL RESIDUES.

GENERAL INFORMATION

Ridomil Gold SL is a systemic fungicide for use on selected crops to control certain diseases caused by members of the Oomycete class of fungi.

GENERAL USE PRECAUTIONS

Do not use Ridomil Gold SL in greenhouses or other structures such as lath houses, float houses, and hydroponic facilities.

Do not use Ridomil Gold SL for disease control in bedding plants, transplant trays, or nurseries.

DO NOT USE RIDOMIL GOLD SL AS A FOLIAR APPLICATION UNLESS SPECIFIED ON THIS LABEL.

Do not dip plants or roots, spray bare roots, or use a transplant water treatment with solutions containing Ridomil Gold SL.

Under conditions conducive to severe disease pressure, additional fungicide applications beyond the number allowed by this label may be needed. Under these conditions, use another fungicide registered for the crop/disease appearing on this label.

Where rate ranges are specified on this label, use the higher rate when heavy disease pressure is expected and the lower rate when disease pressure is expected to be light, unless otherwise noted.

Maximum usage when applying both metalaxyl and mefenoxam containing products to the same crop within the same season: Do not apply more than the maximum seasonal total for the active ingredient as stated on the label of the product containing the lowest seasonal total on that crop.

Replanting

If replanting is necessary, additional applications of Ridomil Gold SL may be made, provided that the total amount of active ingredient in Ridomil Gold SL applied does not exceed the maximum allowed for the specific crop.

GENERAL USE INSTRUCTIONS

Application: Apply Ridomil Gold SL by ground or air in sufficient water or liquid fertilizer to provide uniform coverage of the soil surface. Apply in a minimum of 20 gals. per acre for ground applications and 3 gals. per acre by air. Refer to the *Directions for*

9
/54

Use for specific crop application directions. Refer to *Application Instructions* for band and in-furrow calculations.

Moving Ridomil Gold into the Root or Seed Zone:

To ensure maximum activity on soilborne pathogens, Ridomil Gold SL must be moved into the seed or root zone of the plant. Follow the recommended specific crop directions. Placement in the seed or root zone includes in-furrow sprays, soil injections, crown dips. Incorporation includes preplant incorporated applications, soil drenches, or shank applications. For soil surface sprays, rainfall will move the fungicide into the seed or root zone, but if rain is not expected within 24 hours after application, mechanically incorporate (before planting) or sprinkler irrigate (after planting) with ½ to 1 inch of water.

Efficacy: Under certain conditions conducive to extended infection periods, use another registered fungicide for additional applications if maximum amount of Ridomil Gold SL has been used. If resistant isolates to Group 4 fungicides are present, efficacy can be reduced. Under high disease pressure, it is recommended to use the highest rate and shortest interval when needed.

Crop Tolerance: Plant tolerance has been found acceptable for all crops on the label, however, not all possible tank-mix combinations have been tested under all conditions. When possible, it is recommended to test the combinations on a small portion of the crop to ensure a phytotoxic response will not occur as a result of application.

Spray Drift Management: To avoid spray drift, do not apply when conditions favor drift beyond the target area. Avoid spray overlap as crop injury may occur. The interaction of many equipment and weather related factors determine the potential for spray drift. AVOIDING SPRAY DRIFT AT THE APPLICATION SITE IS THE RESPONSIBILITY OF THE APPLICATOR AND THE GROWER. More information on managing spray drift can be found on the Syngenta Crop Protection website under Stewardship <http://www.syngentacropprotection-us.com/enviro/driftmanagement/>

IPM: Ridomil Gold SL should be integrated into an overall disease and pest management strategy (IPM) whenever the use of a fungicide is required. Cultural practices known to reduce disease development should be followed. Consult your local agricultural authorities for additional IPM strategies established for your area.

Rotational Crops: For crops that are on the label there is a 0 day plant back. For other crops refer to the table below.

The table is partially obscured by small, illegible fragments, possibly due to a scanning artifact or a very small font size. It appears to be a table with two columns and several rows of data.

Rotation Crop	Planting Time From Last Ridomil Gold SL Application
Clover Sunflower	0 days
Cereal Grains (other than Corn)	14 days
Corn	9 months
Crops Not Intended for Food or Feed	0 days
All Other Crops Intended for Food or Feed	12 months

RESISTANCE MANAGEMENT



Ridomil Gold SL is in the Group 4 class fungicide having a specific mode of action and is subject to the development of insensitive strains of fungi. Fungal pathogens can develop resistance to products with the same mode of action when used repeatedly. Because resistance development cannot be predicted, use of this product should conform to resistance management strategies established for the crop and use area. Consult your local or state agricultural authorities for resistance management strategies that are complementary to those in this label. Resistance management strategies may include rotating and/or tank mixing with products having different modes of action or limiting the total number of applications per season. Syngenta Crop Protection encourages responsible resistance management to ensure effective long-term control of the fungal diseases on this label. Ridomil Gold SL should not be alternated or tank mixed with any fungicide to which resistance has already developed.

SPRAY EQUIPMENT

Nozzles

- Equip sprayers with nozzles that provide accurate and uniform application.
- Nozzles should be the same size and uniformly spaced across the boom.
- Calibrate sprayer before use.
- It is suggested that screens be used to protect the pump and to prevent nozzles from clogging.
- Screens placed on suction side of pump should be *16-mesh or coarser*.
- Do not place a screen in the recirculation line.
- Use 50-mesh or coarser screens between the pump and boom, and where required, at the nozzles.
- Check nozzle manufacturer's recommendations.

11
54

Pump

- Use a pump with capacity to:
 - (1) Maintain 35-40 psi at nozzles
 - (2) Provide sufficient agitation in tank to keep mixture in suspension - this requires recirculation of 10% of tank volume per minute.
- Use a jet agitator or liquid sparge tube for agitation.
- Do not air sparge.

For more information on spray equipment and calibration, consult sprayer manufacturers and state recommendations. For specific local directions and spray schedules, consult the current state agricultural recommendations.

MIXING INSTRUCTIONS

- Prepare no more spray mixture than is required for the immediate operation.
- Thoroughly clean spray equipment before using this product.
- Agitate the spray solution before and during application.
- Rinse spray tank thoroughly with clean water after each day's use and dispose of pesticide rinsate by application to an already treated area.

Ridomil Gold SL Alone (no tank mix):

- Add $\frac{1}{4}$ - $\frac{1}{2}$ of the required amount of water to the spray or mixing tank.
- With the agitator running, add Ridomil Gold SL to the tank.
- Continue agitation while adding the remainder of the water.
- Begin application of the spray solution after Ridomil Gold SL has completely dispersed into the mix water.
- Maintain agitation until all of the mixture has been sprayed.

Ridomil Gold SL + Tank Mixtures: Ridomil Gold SL is usually compatible with all tank-mix partners listed on this label. To determine the physical compatibility of Ridomil Gold SL with other products, use a jar test. Using a quart jar, add the proportionate amounts of the products to 1 qt. of water. Add wettable powders and water dispersible granular products first, then liquid flowables, and emulsifiable concentrates last. After thoroughly mixing, let stand for at least 20 minutes. If the combination remains mixed or can be remixed readily, it is physically compatible. Once compatibility has been proven, use the same procedure for adding required ingredients to the spray tank.

Do not combine Ridomil Gold SL in the spray tank with pesticides, surfactants or fertilizers, unless compatibility charts or your own prior use has shown that the combination is physically compatible, effective and non-injurious under your conditions of use.

Mixing in the Spray Tank

- Add ¼ - ½ of the required amount of water to the spray or mixing tank.
- With the agitator running, add the tank-mix partner(s) into the tank in the same order as described above.
- Allow the material to completely dissolve and disperse into the mix water. Continue agitation while adding the remainder of the water and Ridomil Gold SL to the spray tank.
- Allow Ridomil Gold SL to completely disperse.
- Spray the mixture with the agitator running.
- Observe all directions for use, crops/sites, use rates, dilution ratios, precautions, and limitations which appear on the tank mix product label.
- No label dosage rate should be exceeded, and the most restrictive label precautions and limitations should be followed.
- This product should not be mixed with any product which prohibits such mixing.

APPLICATION PROCEDURES

Ground Application (Broadcast):

- Apply in a minimum of 20 gals. of water per acre, unless specified otherwise.

Ground Application (Banded):

- Recommended rates in the *Directions for Use* are generally expressed as an amount per acre which refers to the total crop area to be treated. If using a banded application, use proportionally less product using the formula below:

$$\frac{\text{band width in inches}}{\text{row spacing in inches}} \times \text{broadcast rate per acre} = \text{amount needed per acre of field}$$

Ground Applications (In-Furrow):

- Apply Ridomil Gold SL as an in-furrow spray in 3-7 gals. per acre of water at planting.
- Mount the spray nozzle so the spray is directed into the furrow just before the seed are covered.
- The following table provides common row spacing and the amount of Ridomil Gold SL to apply per acre.

13
54

Use Rate fl. oz./1,000 row feet (oz. a.i./1,000 row feet)	Ridomil Gold SL fl. oz./A								
	20 inch rows	22 inch rows	24 inch rows	30 inch rows	32 inch rows	34 inch rows	36 inch rows	38 inch rows	40 inch rows
0.08 (0.038)	2.0	1.8	1.6	1.4	1.2	1.1	1.1	1.0	0.9
0.15 (0.078)	4.0	3.6	3.2	2.8	2.4	2.3	2.2	2.0	1.9
0.28 (0.14)	7.0	6.7	6.1	4.8	4.6	4.3	4.0	3.8	3.7
0.42 (0.21)	11.0	10.0	9.1	7.3	6.8	6.5	6.1	5.8	5.4

20" = 26,136 row ft./A, 22" = 23,760 row ft./A, 24" = 21,780 row ft./A, 30" = 17,424 row ft./A, 32" = 16,315 row ft./A, 34" = 15,374 row ft./A, 36" = 14,520 row ft./A, 38" = 13,754 row ft./A, 40" = 13,068 row ft./A

Aerial Application:

- Apply in a minimum of 3 gals. of water per acre, unless specified otherwise.
- Avoid application under conditions when uniform coverage cannot be obtained or when excessive spray drift may occur.
- Do not apply directly to humans or animals.

Application Through Irrigation Systems (Chemigation)

- Apply this product only through center pivot, solid set, hand move, moving wheel, micro-sprinkler, or drip irrigation systems. Do not apply this product through any other type of irrigation system.
- Crop injury, lack of effectiveness, or illegal pesticide residues in the crop can result from non-uniform distribution of treated water.
- If you have questions about calibration, you should contact State Extension Service specialists, equipment manufacturers, or other experts.
- Do not connect an irrigation system (including greenhouse systems) used for pesticide application to a public water system, unless the pesticide label-prescribed safety devices for public water systems are in place.
- A person knowledgeable of the chemigation system and responsible for its operation, or under the supervision of the responsible person, shall shut the system down and make necessary adjustments should the need arise.
- Ridomil Gold SL must be applied on the schedule specified in the specific crop use recommendations, not according to the irrigation schedule.

Note: Do not inject Ridomil Gold SL at full strength or deterioration of valves and seals may occur. Use a dilution ratio of at least 15 parts water to 1 part Ridomil Gold SL in the mix tank. Ridomil Gold SL can affect many seal materials. Leather seals are best. EPDM or silicone rubber seals can be used, but should be replaced once a year. Do not use Viton, Buna-N, Neoprene, or PVC seals.

Operating Instructions


1. The system must contain a functional check-valve, vacuum relief valve, and low pressure drain appropriately located on the irrigation pipeline to prevent water-source contamination from backflow.
2. The pesticide injection pipeline must contain a functional, automatic, quick-closing check-valve to prevent the flow of fluid back toward the injection pump.
3. The pesticide injection pipeline must also contain a functional, normally closed, solenoid-operated valve located on the intake side of the injection pump and connected to the system interlock to prevent fluid from being withdrawn from the supply tank when the irrigation system is either automatically or manually shut down.
4. The system must contain functional interlocking controls to automatically shut off the pesticide injection pump when the water pump motor stops.
5. The irrigation line or water pump must include a functional pressure switch which will stop the water pump motor when the water pressure decreases to the point where pesticide distribution is adversely affected.
6. Systems must use a metering pump, such as a positive displacement injection pump (e.g., diaphragm pump) effectively designed and constructed of materials that are compatible with pesticides and capable of being fitted with a system interlock.
7. Do not apply when wind speed favors drift beyond the area intended for treatment.

Specific Instructions for Public Water Systems

1. Public water system means a system for the provision to the public of piped water for human consumption if such system has at least 15 service connections or regularly serves an average of at least 25 individuals daily at least 60 days out of the year.
2. Chemigation systems connected to public water systems must contain a functional, reduced-pressure zone, back-flow preventer (RPZ) or the functional equivalent in the water supply line upstream from the point of pesticide introduction. As an option to the RPZ, the water from the public water system should be discharged into a reservoir tank prior to pesticide introduction. There shall be a complete physical break (air gap) between the outlet end of the fill pipe and the top or

overflow rim of the reservoir tank of at least twice the inside diameter of the fill pipe.

3. The pesticide injection pipeline must contain a functional, automatic, quick-closing check valve to prevent the flow of fluid back toward the injection pump.
4. The pesticide injection pipeline must contain a functional, normally closed, solenoid-operated valve located on the intake side of the injection pump and connected to the system interlock to prevent fluid from being withdrawn from the supply tank when the irrigation system is either automatically or manually shut down.
5. The system must contain functional interlocking controls to automatically shut off the pesticide injection pump when the water pump motor stops, or in cases where there is no water pump, when the water pressure decreases to the point where pesticide distribution is adversely affected.
6. Systems must use a metering pump, such as a positive displacement injection pump (e.g., diaphragm pump) effectively designed and constructed of materials that are compatible with pesticides and capable of being fitted with a system interlock.
7. Do not apply when wind speed favors drift beyond the area intended for treatment.



16
34

DIRECTIONS FOR USE – PART 1

SOIL-INJECTED OR SOIL-INCORPORATED APPLICATIONS

The restricted-entry interval (REI) for soil-injected or soil-incorporated applications is 0 hours.

Crop	Target Diseases (Pathogen)	Use Rate (lb. a.i.)	Remarks
Alfalfa (including birdsfoot trefoil)	Damping Off (<i>Pythium</i> spp.)	0.25-0.50 pt./A (0.12-0.25)	Soil spray (broadcast): Apply as a broadcast soil surface spray at planting. If alfalfa seed was previously treated with mefenoxam or metalaxyl as a seed dressing, use the 0.25 pt./A rate.
	Root Rot (<i>Phytophthora</i> spp.)		

For additional applications, see Alfalfa in Part 2 of Directions for Use: Soil Directed and Other Foliar Applications.

- Do not feed green forage or cut hay for 60 days following application (60 day PHI).

Artichoke, Globe	Damping Off (<i>Pythium</i> spp.)	1.0-2.0 pts./A (0.50-1.0)	Soil spray (broadcast): Apply at planting.
	Root Rot (<i>Phytophthora</i> spp.)		

- Do not apply within 200 days of harvest (200 day PHI).

Avocados	Root Rot (<i>Phytophthora cinnamomi</i>)	Diluted Mixture: 0.25 fl. oz. in 18 gals. water	Sleeve drench: At transplanting, drench the roots inside the sleeve with 1 qt. of the diluted mixture per tree. Sleeve drench does not replace other soil applications for long-term control of root rot.
		2.0-4.0 pts./A (1.0-2.0) or 0.50-1.0 fl. oz./ 1,000 gals. water (3.9-7.8 ppm)	Injection (drip irrigation): Inject Ridomil Gold SL into the irrigation water at the start of the growing season or at transplanting and as soon as soil tests indicate the presence of <i>Phytophthora</i> . Two additional applications may be made at 3-month intervals. Applications are not needed during the winter months of November through February.

For additional applications, see Avocados in Part 2 of Directions for Use: Soil Directed and Other Foliar Applications.

- For new plantings, use *Phytophthora* resistant rootstocks.
- Mature trees in moderate to advanced stages of decline cannot be cured with Ridomil Gold SL.
- Do not apply within 28 days of harvest (28 day PHI).
- Do not exceed the equivalent of 6.0 lbs. a.i./A per crop of soil-applied mefenoxam containing products.

17
54


Crop	Target Diseases (Pathogen)	Use Rate (lb. a.i.)	Remarks
Carrots	Damping Off Cavity Spot Root Dieback (<i>Pythium</i> spp.)	0.5-1.3 pts./A (0.25-0.65)	<p>Preplant incorporated (broadcast or band): Apply in water or liquid fertilizer and mechanically incorporate in the top 2 inches of soil.</p> <p>Soil spray (broadcast or band): Apply in water or liquid fertilizer at planting or prior to emergence.</p> <p>For banded applications, a 7-inch band is recommended.</p> <p>NOTE: If post planting applications are planned, see notes below for guidance on maximum rates for soil and foliar applications.</p>

For additional applications, see Carrots in Part 2 of Directions for Use: Soil Directed and Other Foliar Applications.

- For best control of cavity spot, use a preventive disease control program that incorporates an at-planting or seed treatment use of Ridomil Gold SL or Apron XL followed by one of more supplemental applications.
- If a seed treatment containing mefenoxam or metalaxyl is used, do not use a soil application.
- Do not exceed the equivalent of 1.4 lb. a.i./A (2.8 pt/A) per crop of total mefenoxam containing products. The total can be split as instructed below.
- Do not exceed the equivalent of 0.65 lb. a.i./A (1.3 pt./A) per crop of soil-applied and 0.75 lb. a.i./A (1.5 pt./A) per crop of foliar-applied mefenoxam containing products.

Clover	Damping Off (<i>Pythium</i> spp.) Root Rot (<i>Phytophthora</i> spp.)	0.25-0.50 pt./A (0.125-0.25)	Soil spray (broadcast): Apply as a broadcast soil surface spray at planting. If the clover seed was previously treated with mefenoxam or metalaxyl as a seed dressing, use the 0.25 pt./A rate.
--------	--	---------------------------------	--

- Do not feed green forage or cut hay for 90 days following application (90 day PHI).



Crop	Target Diseases (Pathogen)	Use Rate (lb. a.i.)	Remarks
Cole Crops Broccoli Brussels Sprouts Cabbage Cauliflower Collards Mustard Greens Including hybrids, cultivars, and varieties of these. See additional cole crops below.	Basal Stem Rot (<i>Phytophthora</i> spp.)	1.0-2.0 pts./A (0.50-1.0)	Preplant incorporated (broadcast or band): Apply in water or liquid fertilizer and incorporate in the top 2 inches of soil. Soil spray (broadcast or band): Apply in water or liquid fertilizer at planting. Injection (drip irrigation): Inject Ridomil Gold SL into the irrigation water at the recommended rates. For banded applications, a 7-inch band is recommended.
	Damping Off (<i>Pythium</i> spp.)	0.25-0.50 pt./A (0.125-0.250)	Preplant incorporated (broadcast or band): Apply in water or liquid fertilizer and incorporate in the top 2 inches of soil. For banded applications, a 7-inch band is recommended.

Additional Cole (Brassica) Crops: Broccoli Raab (rapini), Cavalo Broccolo, Chinese Broccoli (gai Ion), Chinese Cabbage (bok choy and napa), Chinese Mustard Cabbage (gai choy), Kale, Kohlrabi, Mizuna, Mustard Spinach, and Rape Greens.

For Downy Mildew control, see Cole Crops in Part 2 of Directions for Use: Soil Directed and Other Foliar Applications.

- Do not exceed the equivalent of 1.0 lb. a.i./A per crop of soil-applied and 0.50 lb. a.i./A per crop of foliar-applied mefenoxam containing products.

Cotton	Seed and Root Rot (<i>Pythium ultimum</i>)	0.075-0.15 fl. oz./1,000 row ft. (0.002-0.004)	In-furrow spray: Apply in water or liquid fertilizer at planting. Direct the spray into the furrow over the seed just before the seeds are covered.
	Seedling Blight (<i>Pythium aphanadermatum</i>)		

19
54

Crop	Target Diseases (Pathogen)	Use Rate (lb. a.i.)	Remarks
<p>Cucurbits</p> <p>Cantaloupe Cucumber Honeydew Pumpkin Squash, Summer Squash, Winter Watermelon</p> <p>Including hybrids, cultivars, and varieties of these.</p> <p>See additional cucurbit crops below</p>	<p>Damping Off (<i>Pythium</i> spp.)</p>	<p>1.0-2.0 pts./A (0.50-1.0)</p>	<p>Preplant incorporated (broadcast or band): Apply in water or liquid fertilizer and incorporate in the top 2 inches of soil.</p> <p>Soil spray (broadcast or band): Apply in water or liquid fertilizer at planting.</p> <p>Injection (drip irrigation): Inject Ridomil Gold SL into the irrigation water at the recommended rates.</p> <p>For banded applications, a 7-inch band is recommended.</p>

Additional Cucurbit Crops: Chayote, Chinese Waxgourd, Citron Melon, Gherkin, Gourd (edible), *Momordica* spp. (balsam apple, balsam pear, bitter melon, Chinese cucumber), and Muskmelons (casaba, crenshaw, golden pershaw, honey balls, mango, Persian, pineapple, Santa Claus, snake melons).

For additional applications, see Cucurbits in Part 2 of Directions for Use: Soil Directed and Other Foliar Applications.

- Do not exceed the equivalent of 1.0 lb. a.i./A per crop of soil-applied and 0.5 lb. a.i./A per crop of foliar-applied mefenoxam containing products.

20
5/2

Crop	Target Diseases (Pathogen)	Use Rate (lb. a.i.)	Remarks
Fruiting Vegetables (Except Cucurbits) Eggplant Groundcherry Pepino Pepper (bell, chili, cooking pepper, pimento, sweet) Tomatillo Tomato (see <i>Tomato</i> section for specific use directions)	Damping Off (<i>Pythium</i> spp.) Crown Rot (<i>Phytophthora capsici</i>)	1.0 pt./A (0.50)	To control Crown Rot, apply before the plants are infected to obtain satisfactory control. Plants already infected with <i>Phytophthora capsici</i> cannot be cured with Ridomil Gold SL. Soil spray (broadcast or band): Apply in water or liquid fertilizer preplant or at planting. For direct seeded peppers, apply preplant or prior to emergence. For banded applications, use a 12- to 16-inch band. Injection (drip irrigation): Inject Ridomil Gold SL into the irrigation water. Make up to two additional applications on a 30-day schedule following initial application at planting.

For additional applications, see Fruiting Vegetables in Part 2 of Directions for Use: Soil Directed and Other Foliar Applications.

- Do not apply within 7 days of harvest (7 day PHI).
- Do not exceed the equivalent of 1.5 lbs. a.i./A per crop of soil-applied mefenoxam containing products and 0.5 lb. a.i./A per crop of foliar-applied mefenoxam containing products.

Ginseng	Phytophthora Root Rot (<i>Phytophthora cactorum</i>)	0.75 pt./A (0.375)	Soil drench: For stand establishment, apply uniformly to the soil surface in the spring before the plants start growing. Apply in 100-400 gals. of water per acre. Follow with supplemental applications of Ridomil Gold GR (See Ridomil Gold GR label).
----------------	--	--------------------	---

- Do not make supplemental applications of Ridomil Gold SL.

Grapes	Root and Crown Rot (<i>Phytophthora</i> spp.)	3.6 pt./A (1.8) or 0.25 pt./1000 row ft.	Soil spray (broadcast or band): Apply in the spring before the plants start growing in sufficient water to provide uniform coverage. Two additional applications may be made to coincide with periods most favorable for root rot development. For banded applications, a 3-ft. band at the base of the plants is recommended.
---------------	--	--	--

- Do not exceed the equivalent of 5.4 lbs. a.i./A per crop of soil-applied mefenoxam containing products and 0.4 lb. a.i./A per crop of foliar-applied mefenoxam containing projects.
- Do not apply within 60 days of harvest (60 day PHI).

Crop	Target Diseases (Pathogen)	Use Rate (lb. a.i.)	Remarks
Grass, Forage, Fodder, and Hay*	Seedling Diseases (<i>Pythium</i> spp.)	0.25-1.0 pt./A (0.125-0.50)	Soil spray (broadcast): Apply as a broadcast soil surface spray at planting. If the grass seed was previously treated with mefenoxam or metalaxyl as a seed dressing, use the 0.25-0.50 pt./A rate.

* Includes enclosed pasture grasses or grasses grown for hay or silage such as Bermuda grass, bluegrass, brome grass, or fescue.

- Do not apply to range grasses.
- Do not graze, feed green forage, or cut hay for 60 days following application (60 day PHI).

Herbs (Fresh and Dried) Basil Chervil (dried) Chive Coriander (leaf) Cilantro (leaf) Dillweed Lemongrass Rosemary Sage Savory, Summer and Winter Sweet Bay Tarragon Thyme See additional herbs below	Damping Off (<i>Pythium</i> spp.)	1.0-2.0 pts./A (0.50-1.0)	Preplant incorporated (broadcast or band): Apply in water or liquid fertilizer and mechanically incorporate in the top 2 inches of soil. Soil spray (broadcast or band): Apply in sufficient water to provide uniform coverage. For banded applications, a 7-inch band is recommended.
---	------------------------------------	---------------------------	--

Additional Herbs (Fresh and Dried) Crops: Angelica, Balm, Borage, Burnet, Catnip, Chamomile, Chinese Chive, Clary, Costmary, Curry (leaf), Horehound, Hyssop, Lavender, Lovage (leaf), Marigold, Marjoram, Nasturtium, Parsley (dried), Pennyroyal, Rue, Tansy, Wintergreen, Woodruff, and Wormwood.

For additional applications, see Herbs in Part 2 of Directions for Use: Soil Directed and Other Foliar Applications.

- Do not apply within 21 days of harvest (21 day PHI).
- Do not exceed the equivalent of 2.0 lb. a.i./A per crop of soil-applied mefenoxam containing products.

Crop	Target Diseases (Pathogen)	Use Rate (lb. a.i.)	Remarks
Leafy Vegetables (Except Brassica) Celery Endive (Escarole) Lettuce (Head and Leaf) Parsley Rhubarb Spinach Swiss Chard See additional leafy vegetables below.	Damping Off (<i>Pythium</i> spp.)	1.0-2.0 pts./A (0.50-1.0)	Preplant incorporated (broadcast or band): Apply in water or liquid fertilizer and mechanically incorporate in the top 2 inches of soil. Soil spray (broadcast or band): Apply in water or liquid fertilizer at planting. For banded applications, a 7-inch band is recommended.

Additional Leafy Vegetable Crops: Amaranth, Arugula, Cardoon, Celtuce, Chervil, Chinese Celery, Chrysanthemum (edible-leaved), Chrysanthemum (garland), Corn Salad, Cress (garden), Cress (Upland), Dandelion, Dock (Sorrel), Florence Fennel (finocchio), Orach, Purslane (garden), Purslane (winter), Radicchio (red chicory), Spinach (New Zealand), and Spinach (vine).

Spinach Only	White Rust (<i>Albugo occidentalis</i>) Downy Mildew (<i>Peronospora effusa</i>)	0.25 pt./A (0.125)	Shank application: Shank in Ridomil Gold SL 21 days after planting or after the first cutting. Another application may be shanked in after the next cutting. A total of 2 shanked applications may be made on a 21-day interval.
---------------------	---	--------------------	---

For additional applications, see Leafy Vegetables in Part 2 of Directions for Use: Soil Directed and Other Foliar Applications.

- Do not apply Ridomil Gold SL in foliar applications or make curative applications in situations where white rust is already established.
- Do not apply within 7 days of harvest (7 day PHI).
- Do not harvest spinach within 21 days of the last application (21 day PHI).
- Do not exceed the equivalent of 1.0 lb. a.i./A per crop of soil-applied and 0.4 lb. a.i./A per crop of foliar-applied mefenoxam containing products.
- For spinach, do not exceed the equivalent of 1.0 lb. a.i./A per crop of soil-applied mefenoxam containing products at planting and either 0.25 lb. a.i./A per crop of soil-applied post planting, shanked-in applications of mefenoxam containing products or 0.4 lb. a.i./A per crop of foliar-applied mefenoxam containing products.

Crop	Target Diseases (Pathogen)	Use Rate (lb. a.i.)	Remarks
<p>Legume Vegetables (Succulent or Dried)</p> <p>Bean (<i>Lupinus</i> spp.) Bean (<i>Phaseolus</i> spp.) Bean (<i>Vigna</i> spp.) Broad Bean (fava bean) Chickpea (garbanzo bean) Lentil Pea (<i>Pisum</i> spp.) Pigeon Pea Soybean (immature seed) (See also <i>Soybean</i> section for specific use directions.)</p> <p>Including hybrids, cultivars, and varieties of these.</p> <p>See additional legume vegetables below.</p>	<p>Damping Off Root Rot</p> <p>(<i>Pythium</i> spp.)</p>	<p>0.50-1.0 pt./A (0.25-0.50)</p>	<p>Preplant incorporated (broadcast or band): Apply in water or liquid fertilizer and mechanically incorporate in the top 2 inches of soil.</p> <p>Soil spray (broadcast or band): Apply in water or liquid fertilizer at planting.</p> <p>For banded applications, a 7-inch band is recommended.</p>

Additional Legume Vegetable (Succulent or Dried) Crops: Bean (*Lupinus* spp.) - grain lupin, sweet lupin, white lupin, white sweet lupin; Bean (*Phaseolus* spp.) - field, kidney, lima, navy, pinto, runner, snap, tepary, wax; Bean (*Vigna* spp.) - adzuki, asparagus, blackeyed pea, catjang, Chinese longbean cowpea, crowder pea, moth, mung, rice, southern pea, urd, yardlong; Guar; Jackbean; Lablab bean (hyacinth bean); Pea (*Pisum* spp.) - dwarf, edible-pod, English, field, garden, green, snow, sugar snap; and Sword bean.

24
54

Crop	Target Diseases (Pathogen)	Use Rate (lb. a.i.)	Remarks
<p>Onions</p> <p>Dry Bulb Garlic Onions (dry bulb) Shallots (dry bulb)</p> <p>Green Green Eschalots Green Onions Green Shallots Japanese Bunching Onions Leeks Spring Onions Scallions</p>	<p>Damping Off (<i>Pythium</i> spp.)</p>	<p>0.50-1.0 pt./A (0.25-0.50)</p>	<p>Preplant incorporated (broadcast or band): Apply in water or liquid fertilizer and mechanically incorporate in the top 2 inches of soil.</p> <p>Soil spray (broadcast or band): Apply in water or liquid fertilizer at planting.</p> <p>For banded applications, a 7-inch band is recommended.</p>
<ul style="list-style-type: none"> ▪ Onions (dry bulb): Do not exceed the equivalent of 1.0 lb. a.i./A per crop of soil-applied and 0.5 lb. a.i./A per crop of foliar-applied mefenoxam containing products. ▪ Onions (green): Do not exceed the equivalent of 1.0 lb. a.i./A per crop of soil-applied and 0.3 lb. a.i./A per crop of foliar-applied mefenoxam containing products. 			
<p>Peanuts</p>	<p>Pythium Root Rot (<i>Pythium</i> spp.)</p>	<p>0.25 pt./A (0.125)</p>	<p>In-furrow spray: For seedling disease control, position the spray so the fungicide is mixed with the soil covering the seed. Avoid spraying the seed directly or crop injury may occur.</p> <p>Soil spray (banded): For banded applications, apply over the row. A 7-inch band is recommended.</p>
<p>For additional applications, see Peanuts in Part 2 of Directions for Use: Soil Directed and Other Foliar Applications.</p>			
<p>Pineapple</p>	<p>Heart Rot Disease (<i>Phytophthora</i> spp.)</p>	<p>0.50-1.0 pt. in 100 gals. water (0.25-0.50)</p>	<p>Crown dip: Apply as a crown dip before planting. Amount of dip solution per acre will depend on crown size, plant density, and dipping techniques. Use 75-100 gallons of the mixture per acre for dipping.</p>
<ul style="list-style-type: none"> ▪ If there is crop failure within one year of planting treated crowns, do not harvest plant material for animal feed. 			

25
/ 54

Crop	Target Diseases (Pathogen)	Use Rate (lb. a.i.)	Remarks
Potatoes	Pythium Leak (<i>Pythium</i> spp.) Pink Rot (<i>Phytophthora erythroseptica</i>) Pythium Seedling Disease (<i>Pythium</i> spp.)	0.42 fl. oz./ 1,000 row ft. (0.013)	<p>In-furrow spray: Apply directly over the seed pieces in furrow as a 6-8 inch band prior to row closure or use markout application method (incorporated).</p> <p>You may need to follow this in-furrow application with a Ridomil Gold prepack foliar application at tuber initiation:</p> <ul style="list-style-type: none"> • When conditions are conducive for disease development. • When the variety is susceptible or moderately susceptible to Pink Rot/Pythium leak. • In areas with a long growing season. <p>Ridomil Gold SL may be impregnated on dry fertilizer or applied in combination with liquid fertilizers.</p>

- Do not use the "dribble" application method.
- Do not apply Ridomil Gold SL beyond the at-planting stage.
- Do not exceed the equivalent of 0.34 lb. a.i./A per crop of soil-applied and 0.40 lb. a.i./A per crop of foliar-applied mefenoxam containing products.

26
54

Crop	Target Diseases (Pathogen)	Use Rate (lb. a.i.)	Remarks
<p>Root and Tuber Vegetables</p> <p>Artichoke (Chinese and Jerusalem) Beet, Garden Beet, Sugar (See <i>Sugar Beet</i> section for specific use directions.) Carrots (See <i>Carrots</i> section for specific use directions.) Ginseng (See <i>Ginseng</i> section for specific use directions.) Horseradish Parsley, Turnip-rooted Parsnip Potato (See <i>Potato</i> section for specific use directions.) Radish Radish, Oriental (daikon) Rutabaga Sweet Potato Turnip Yam Bean (jicama, manioc pea) Yam, True</p> <p>See additional root and tuber vegetables below.</p>	<p>Pythium Root Rot (<i>Pythium</i> spp.)</p> <p>Phytophthora Root Rot (<i>Phytophthora</i> spp.)</p>	<p>1.0-2.0 pts./A (0.50-1.0)</p>	<p>Preplant incorporated (broadcast or band): Apply in water or liquid fertilizer and mechanically incorporate in the top 2 inches of soil. Use sufficient water to provide uniform coverage of soil.</p> <p>Soil spray (broadcast or band): Apply in water or liquid fertilizer at planting.</p> <p>For banded applications, a 7-inch band is recommended.</p>

Additional Root and Tuber Vegetable Crops: Arracacha, Arrowroot, Burdock (edible), Canna (edible), Cassava (bitter and sweet), Celeriac (celery root), Chayote (root), Chervil (turnip-rooted), Chicory, Chufa, Dasheen (taro), Ginger, Leren, Salsify (oyster plant, black, Spanish), Skirret, Tanier (cocoyam), Turmeric

27
54

Crop	Target Diseases (Pathogen)	Use Rate (lb. a.i.)	Remarks
Soybeans	Phytophthora Root and Stem Rot (<i>Phytophthora megasprema</i>)	0.08-0.28 fl.oz./1,000 row ft. (0.0025 to 0.0087)	In-furrow spray: Apply in-furrow with water or liquid fertilizer. Position the spray so the fungicide is mixed with the soil covering the seed. Avoid spraying the seed directly or crop injury may occur. Use the high rate for full season control. Use 0.08-0.15 fl. oz. for early- to mid-season control.
	Pythium Damping Off (<i>Pythium</i> spp.)	0.37-1.25 pts./A (0.18-0.63)	Soil spray (broadcast or band): Apply in water or liquid fertilizer. Use the high rate for full season control. Use 0.37-0.75 pt. for early- to mid-season control. For banded applications, a 7-inch band is recommended.

- For best results, use soybean varieties that have some degree of resistance to the races of *Phytophthora* present in the field.
- Use the higher rate in areas with a history of heavy *Phytophthora* damage.
- Under heavy late season *Phytophthora* pressure, Ridomil Gold SL may not provide complete control.

Strawberries	Red Stele (<i>Phytophthora fragariae</i>) Vascular Collapse (<i>P. cactorum</i>) Leather Rot (<i>P. cactorum</i>)	1.0 pt/A (0.50)	<p>Drip irrigation application only (see Part 2 for other application methods).</p> <p>Annual plantings: Apply up to 3 times per crop. Make first application after transplanting. Make the second application 30 days before the beginning of harvest or at fruit set. Apply the third application during harvest, depending on disease pressure and environmental conditions.</p> <p>Established plantings: Apply up to 3 times per crop. Make first application in the spring after the ground thaws and before first bloom. Make a second application after harvest in the fall. For control of leather rot, make a supplemental application during the growing season at fruit set.</p> <p>When applying through drip irrigation, calculate the rate as a band application with a band width equal to the root zone width. Inject Ridomil Gold SL into the irrigation water.</p>
--------------	---	-----------------	--

- Ridomil Gold SL may be applied the day of harvest.
- Do not exceed the equivalent of 1.5 lbs. a.i./A per crop of soil-applied mefenoxam containing products.

28
54

Crop	Target Diseases (Pathogen)	Use Rate (lb. a.i.)	Remarks
Sugar Beets	Pythium Root Rot (<i>Pythium spp.</i>)	1.0-2.0 pts./A (0.50-1.0)	<p>Preplant incorporated (broadcast or band): Apply in water or liquid fertilizer and mechanically incorporate in the top 2 inches of soil.</p> <p>Soil spray (broadcast or band): Apply in water or liquid fertilizer at planting.</p> <p>For banded applications, a 7-inch band is recommended.</p>
Tobacco	Damping Off (<i>Pythium spp.</i>)	0.50-1.0 pt./A (0.25-0.50) or 0.25-0.50 fl. oz./150 sq. yds.	<p>Soil spray (broadcast): Apply as a preplant soil application before or at time of planting. Use higher application rate on broadleaf tobacco. Use 50 gals./A of water (2 gals. water/150 sq. yds.).</p>
	Blue Mold (<i>Peronospora tabacina</i>)	0.50-1.0 pt./A (0.25-0.50) For no-till tobacco: 0.50-1.0 pt./A (0.25-0.50)	<p>Soil spray (broadcast): Apply as a broadcast soil application prior to transplanting and incorporate in the top 2-4 inches of soil before forming beds. Use the low rate for low disease pressure or early-season control. Use the high rate for high disease pressure, extended control, and burley and other tobacco types other than flue-cured.</p>
	Black Shank (<i>Phytophthora parasitica var. nicotianae</i>)	1.0-3.0 pts./A (0.50-1.5) For no-till tobacco: 0.50-1.0 pt./A (0.25-0.50)	<p>Soil spray (broadcast): Apply to the soil within one week of planting. Incorporate in the top 2-4 inches of soil. Use the high rate if the disease epidemic is expected to be severe. In FL and GA, use 3 pts./A where black shank is severe.</p> <p>Apply preventively for effective black shank control. If black shank is expected early in the season, apply as near as possible to transplanting followed by sequential applications.</p>

29
54

Crop	Target Diseases (Pathogen)	Use Rate (lb. a.i.)	Remarks
------	----------------------------	---------------------	---------

For additional applications, see Tobacco in Part 2 of Directions for Use: Soil Directed and Other Foliar Applications.

- Consult local extension bulletins for additional use directions.
- For best results against black shank, use tobacco varieties that have high resistance to black shank and use crop rotation.
- In fields with a history of severe black shank, use the highest rate and plant a variety resistant to the race of *Phytophthora* present (Burley L8 hybrids are resistant to only *Phytophthora* Race 0).
- Do not use in high black shank areas on highly susceptible flue-cured varieties.
- Failure to adequately control nematodes in fields treated with Ridomil Gold SL may result in poor control of black shank.
- Do not use Ridomil Gold SL for black shank control in PA.
- Do not exceed the equivalent of 1.5 lb. a.i./A per crop of mefenoxam containing products.

Tomato	Damping Off (<i>Pythium</i> spp.)	1.0-2.0 pts./A (0.50-1.0)	<p>Soil spray (broadcast or band): Apply at planting in water or liquid fertilizer.</p> <p>For banded applications, a 7-inch band is recommended.</p>
	Root and Fruit Rot (<i>Phytophthora</i> spp.) (<i>Pythium</i> spp.)	1.0 pt./A (0.50)	<p>Injection (drip irrigation): Initiate control of Root and Fruit Rot with a soil application as described above. Make subsequent applications through drip irrigation. Make the first drip application 4-6 weeks after planting. Apply the second drip application as needed up to 4 weeks before harvest, but before the last irrigation.</p> <p>For injected applications, base rate calculations on a 7-inch band.</p>

For additional applications, see Tomato in Part 2 of Directions for Use: Soil Directed and Other Foliar Applications.

- Do not exceed the equivalent of 1.5 lbs. a.i./A per crop of soil-applied mefenoxam containing products and 0.5 lb. a.i./A per crop of foliar-applied mefenoxam containing products.

30
54

DIRECTIONS FOR USE – PART 2

SOIL DIRECTED AND OTHER FOLIAR APPLICATIONS

The restricted-entry interval (REI) for soil-directed or foliar applications is 48 hours.

Crop	Target Diseases (Pathogen)	Use Rate (lb. a.i.)	Remarks
Alfalfa (including birdsfoot trefoil)	Damping Off (<i>Pythium</i> spp.) Root Rot (<i>Phytophthora</i> spp.)	0.25 pt./A (0.12)	Soil spray (broadcast): Apply as a broadcast soil surface spray at planting when inter-seeding into existing stands for renovation.

For additional applications, see Alfalfa in Part 1 of Directions for Use: Soil-Injected or Soil-Incorporated Applications.

- Do not feed green forage or cut hay for 60 days following application (60 day PHI).

Apple Bearing and Nonbearing Trees	Crown Rot Collar Rot Root Rot (<i>Phytophthora</i> spp.)	2 qts./A (2.0) or 1.5 fl. oz./ 1,000 sq. ft.	Soil spray (broadcast or band): Apply to the soil in the early spring before growth starts and in the fall after harvest, but before the ground freezes. The treated area is based on the area under the tree canopy or the area of the sprayed row. Use sufficient water volume to obtain thorough coverage of the soil. Soil drench: Apply the diluted mixture around the trunk of each tree in the early spring before growth starts and in the fall after harvest, but before the ground freezes. On new plantings, delay the first application until 2 weeks after planting.
		Diluted Mixture: 0.50 pt. in 100 gals. water (0.25)	
		Trunk diameter at 12 inches above the soil line	Quantity of Diluted Mixture
		<1 inch	1 qt.
		1-3 inches	3 qts.
		>5 inches	4 qts.

- Apply before symptoms appear. Ridomil Gold SL will not revitalize trees showing moderate to severe disease symptoms.
- Use Ridomil Gold SL in conjunction with good cultural practices and rootstocks that are most tolerant to disease.
- Do not graze or feed cover crops in treated orchards.

31
54

Crop	Target Diseases (Pathogen)	Use Rate (lb. a.i.)	Remarks
Asparagus	Crown Rot Spear Rot (<i>Phytophthora</i> spp.)	1.0 pt./A (0.50)	Soil spray (broadcast or band) Cutting beds: Apply 30 to 60 days before the first cutting. Apply again just before the beginning of harvest. New plantings: Apply after planting seedlings or after covering one-year old crowns.

- Do not apply within one day of harvest (1 day PHI).

Avocados	Root Rot (<i>Phytophthora cinnamomi</i>)	1.0-4.0 pts./A (0.50-2.0)	Sprinkler irrigation: Apply as a soil surface spray to the soil surface under the tree canopy. Begin applications at the start of the growing season or at transplanting. Two additional applications may be made at 3-month intervals. Applications are not needed during the winter months of November through February. Use 1.0 pt./A if the trees have a canopy diameter of 2 ft. Increase the rate as the canopy diameter increases. For canopy diameters of 15 ft. or more, use the 4.0 pt./A rate. Soil spray: Apply to the soil directly under the drip emitter. Use irrigation to incorporate the material into the soil. If there is more than one emitter, distribute the amount of Ridomil Gold SL among the emitters. Use the same rate and application regime described above under sprinkler irrigation.
----------	---	------------------------------	---

For additional applications, see Avocados in Part 1 of Directions for Use: Soil-Injected or Soil-Incorporated Applications.

- Begin applications as soon as soil tests indicate the presence of *Phytophthora*.
- For new plantings, use *Phytophthora* resistant rootstocks.
- Mature trees in moderate to advanced stages of decline cannot be cured with Ridomil Gold SL.
- Do not apply within 28 days of harvest (28 day PHI).
- Do not exceed the equivalent of 6.0 lbs. a.i./A per crop of soil-applied mefenoxam containing products.

32
54

Crop	Target Diseases (Pathogen)	Use Rate (lb. a.i.)	Remarks
Blueberries	Root Rot (<i>Phytophthora</i> spp.)	3.6 pts./A (1.8)	Soil spray (broadcast or band) New Plantings: Apply at the time of planting. For band applications, use an 18-inch band.
		or 0.25 pt./1,000 row ft.	Reapply once during a period favorable for root rot (See directions for <i>Established plantings</i> below).
		3.6 pts./A (1.8)	Soil spray (band) Established plantings: Make applications in a 3-ft. band over the row before the plants start to grow in the spring. One additional application may be made to coincide with the period most favorable for root rot development.

- Ridomil Gold SL will not revitalize plants showing moderate to severe root rot symptoms.
- Use Ridomil Gold SL in conjunction with good cultural practices to minimize disease.
- Ridomil Gold SL may be applied the day of harvest.
- Do not exceed the equivalent of 3.6 lbs. a.i./A per crop of soil-applied mefenoxam containing products.

33
54

Crop	Target Diseases (Pathogen)	Use Rate (lb. a.i.)	Remarks
Carrots	Cavity Spot Root Dieback (<i>Pythium</i> spp.)	0.25-1.0 pt./A (0.125-0.5)	<p>For post planting applications: Begin 28-50 days after planting. Apply on a 14-21 day interval by chemigation, by ground equipment with a spray directed to the base of the plant, or shanked in with liquid fertilizer. All ground applications must be followed by irrigation by one inch of water to promote movement of material into the root zone.</p> <p>Directed spray (broadcast or band): Make up to 4 applications beginning 40-60 days after planting on a 14-21 day interval. Apply as a spray directed to base of plant. Use sufficient water to provide uniform coverage of soil.</p> <p>For banded applications, a 7-inch band is recommended.</p> <p>Irrigation: Inject Ridomil Gold SL into the irrigation water.</p>

For additional applications, see Carrots in Part 1 of Directions for Use: Soil-Injected or Soil-Incorporated Applications.

- For best control of cavity spot, use a preventive disease control program that incorporates an at-planting or seed treatment use of Ridomil Gold SL or Apron XL followed by one or more supplemental applications.
- If a seed treatment containing mefenoxam or metalaxyl is used, do not use a soil application.
- DO NOT exceed a total of 1.5 pt./A (0.75 lb. a.i./A) on post planting applications.
- DO NOT exceed a total of 1 pt./A (0.5 lb. a.i./A) per single post planting application.
- To avoid illegal residues, DO NOT apply more than 2.8 pt. (1.4 lb. a.i./A) of Ridomil Gold SL per acre per crop season. The total can be split as instructed below.
- DO NOT exceed the equivalent of 1.3 pt./A (0.65 lb. a.i./A) per crop of soil-applied and 1.5 pt. (0.75 lb. a.i./A) of foliar applied mefenoxam containing products per acre per crop.
- DO NOT apply within 7 days of harvest (7 day PHI).

34
54

Crop	Target Diseases (Pathogen)	Use Rate (lb. a.i.)	Remarks
<p>Citrus</p> <p>Calamondin Citrus Citron Citrus Hybrids (chironja, tangelo, tangor) Grapefruit Kumquat Lemon Lime Mandarin (tangerine) Orange (sour and sweet) Pummelo Satsuma Mandarin</p>	<p>Citrus Foot Rot Root Rot Trunk Canker Brown Rot Gummosis</p> <p>(<i>Phytophthora</i> spp.)</p>	<p>1.0-2.0 qt./A (1.0-2.0)</p>	<p>Citrus Resets or New Plantings: Make the first application at the time of planting. Apply to soil beneath the tree canopy or apply through irrigation water (micro-sprinkler or drip). Make up to 2 additional applications per year at 3 month intervals or when root growth flushes occur.</p> <p>In FL, PR, and TX, apply 1.0 qt./A as a soil spray or ½ pt. per grove acre through injection. Two or three applications per year are recommended (spring + summer, summer + fall, or spring + summer + fall).</p>
		<p>1.0-1.5 fl. oz./ 100 gals. water</p>	<p>Water ring drench: Apply 5 gals. of the mix around the base of each tree within the watering ring of resets or new plantings.</p>
		<p>1.0 – 1.5 fl. oz./20 trees</p>	<p>Individual Tree Treatment for Resets/New Plantings: Mix desired amount of Ridomil Gold SL in a water solution. Apply as a directed spray to individual trees (generally 8-12 oz/tree) around the base of the tree and outwards to cover the fibrous root system. Follow with sprinkler irrigation to move product into the root zone. May be tank mixed with other approved pesticides.</p>
		<p>1.0 pt.-3.0 qt./A (0.5-3.0)</p>	<p>Established Plantings: Apply to soil beneath the tree canopy or apply through irrigation water (micro-sprinkler or drip). Begin Ridomil Gold SL applications during the spring root flush period. One or two additional applications may be made to coincide with flushes of root growth. Use 1.0-2.0 qt./A when 3 applications are planned and 3.0 qt./A for 2 applications.</p> <p>In FL, PR, and TX, apply 1.0 pt./A as a spray or ½ pt. per grove acre through injection to groves that have a <i>Phytophthora</i> propagule count of 10-20 per cubic centimeter of soil. Where propagule counts are above 20 per cubic centimeter, apply 1 qt./A as a spray or 1.0 pt. per grove acre through injection. Time applications as in the <i>Citrus Resets or New Plantings</i> section above.</p>

Crop	Target Diseases (Pathogen)	Use Rate (lb. a.i.)	Remarks
		1 qt. in 3 gals. water (1.0)	<p>Trunk Spray for Gummosis: Spray the trunks to thoroughly wet the cankers. Apply up to 3 times per year.</p> <p>In FL, add 1.0 qt. to 10 gals. of water.</p>

- Consult local extension bulletins for additional use directions.
- Do not apply to bare roots.
- Do not apply rates higher than 1 qt./A to citrus resets or new plantings (less than 5 years old) in FL, PR and TX to prevent potential phytotoxicity.
- Do not use on the highly susceptible sweet orange rootstock in FL.
- Do not make trunk gummosis sprays and soil applications to the same tree in the same cropping season.
- Do not apply tank mixes of Ridomil Gold SL and residual herbicides to trees less than 3 years old. Apply the herbicide first; then wait 3-4 weeks to apply Ridomil Gold SL.
- Do not exceed the equivalent of 6.0 lbs. a.i./A per crop of mefenoxam containing products.

Crop	Target Diseases (Pathogen)	Use Rate (lb. a.i.)	Remarks
<p>Cole Crops</p> <p>Broccoli Brussels Sprouts Cabbage Cauliflower Collards Mustard Greens Turnip Greens (greens only)</p> <p>Including hybrids, cultivars, and varieties of these.</p> <p>See additional cole crops below.</p>	<p>Downy Mildew (<i>Peronospora parasitica</i>)</p>	<p>0.125-0.25 pt./A (0.063-0.125)</p>	<p>Foliar spray (ground or air): Ridomil Gold SL must be used in a tank mix with other fungicides registered for control of downy mildew. Apply with the full label rate of the tank mix partner fungicide.</p> <p>Apply when conditions are favorable for disease, but before infection on a 14-day schedule.</p>

Additional Cole (Brassica) Crops: Broccoli Raab (rapini), Cavalo Broccolo, Chinese Broccoli (gai lon), Chinese Cabbage, (bok choy and napa), Chinese Mustard Cabbage (gai choy), Kale, Kohlrabi, Mizuna, Mustard Spinach, and Rape Greens.

- Foliar applications to turnip plants may not be made to dual purpose turnip cultivars or varieties which produce a harvestable root.

For additional applications, see Cole Crops in Part 1 of Directions for Use: Soil-Injected or Soil-Incorporated Applications.

- Do not apply foliar sprays of Ridomil Gold SL without a labeled tank mix partner.
- Do not apply the Ridomil Gold SL mixture in fields where downy mildew is already established.
- Do not apply Ridomil Gold SL within 7 days of harvest (7 day PHI). However, refer to the label of the tank mix partner and follow the more restrictive PHI.
- Do not exceed the equivalent of 1.0 lb. a.i./A per crop of soil-applied and 0.50 lb. a.i./A per crop of foliar-applied mefenoxam containing products.

37
54

Crop	Target Diseases (Pathogen)	Use Rate (lb. a.i.)	Remarks
Cranberries	Phytophthora Root Rot (<i>Phytophthora</i> spp.)	1.0-1.75 pts./A (0.50-0.90)	Soil spray (broadcast): Apply 3 times by ground or chemigation equipment. Make the first application in the fall after harvest. Make the second application in the spring, and the final application up to, but no later than, 45 days before harvest.

- Do not apply by air.
- Do not apply within 45 days of harvest (45 day PHI).
- Do not exceed the equivalent of 2.65 lbs. a.i./A per crop of soil-applied mefenoxam containing products.

<p>Cucurbits</p> <p>Cantaloupe Cucumber Honeydew Pumpkin Squash, Summer Squash, Winter Watermelon</p> <p>Including hybrids, cultivars, and varieties of these.</p> <p>See additional cucurbit crops below</p>	<p>Root Rot (<i>Pythium</i> spp.)</p>	<p>0.25-0.4 pt./A (0.125-0.20)</p>	<p>Soil spray (directed): If soil applications of Ridomil Gold SL were made at planting, two supplemental applications at 20 to 30 day intervals may be made during the season.</p> <p>Direct the spray to the base of the plants and cover 6-8 inches of the soil on either side of the plants. Incorporate mechanically or sprinkler-irrigate to move the Ridomil Gold SL into the root zone.</p> <p>Injection (drip irrigation): Inject Ridomil Gold SL into the irrigation water at the recommended rates.</p>
--	---------------------------------------	------------------------------------	--

Additional Cucurbit Crops: Chayote, Chinese Waxgourd, Citron Melon, Gherkin, Gourd (edible), *Momordica* spp. (balsam apple, balsam pear, bitter melon, Chinese cucumber), and Muskmelons (casaba, crenshaw, golden pershaw, honey balls, mango, Persian, pineapple, Santa Claus, snake melons).

For additional applications, see Cucurbits in Part 1 of Directions for Use: Soil-Injected or Soil-Incorporated Applications.

- Do not apply within 5 days of harvest (5 day PHI).
- Do not exceed the equivalent of 1.0 lb. a.i./A per crop of soil-applied and 0.5 lb. a.i./A per crop of foliar-applied mefenoxam containing products.

38
54

Crop	Target Diseases (Pathogen)	Use Rate (lb. a.i.)	Remarks
Fruiting Vegetables (Except Cucurbits) Eggplant Groundcherry Pepino Pepper (bell, chili, cooking pepper, pimento, sweet) Tomatillo Tomato (see <i>Tomato</i> section for specific use directions)	Crown Rot <i>(Phytophthora capsici)</i>	1.0 pt./A (0.50)	Banded spray: Make 2 post-directed applications at 30-day intervals following transplanting. Direct the spray to the base of the plants and cover 6-8 inches of the soil on either side of the plants. Incorporate mechanically or sprinkler-irrigate to move the Ridomil Gold SL into the root zone. Shank application: Apply in liquid fertilizer, shanked in as a banded treatment to either side of the plant.

For additional applications, see Fruiting Vegetables in Part 1 of Directions for Use: Soil-Injected or Soil-Incorporated Applications.

- May cause some yellowing of pepper leaves.
- Apply before the plants are infected to obtain satisfactory control. Plants already infected with *Phytophthora* cannot be cured with Ridomil Gold SL.
- The foliar blight phase of *Phytophthora* cannot be controlled with foliar applications of Ridomil Gold SL.
- Do not apply within 7 days of harvest (7 day PHI).
- Do not exceed the equivalent of 1.5 lbs. a.i./A per crop of soil-applied mefenoxam containing products and 0.5 lb. a.i./A per crop of foliar-applied mefenoxam containing products.

Herbs (Fresh and Dried) Basil Chervil (dried) Chive Coriander (leaf) Cilantro (leaf) Dillweed Lemongrass Rosemary Sage Savory, Summer and Winter Sweet Bay Tarragon Thyme See additional herbs below	Damping Off <i>(Pythium spp.)</i>	1.0-2.0 pts./A (0.50-1.0)	Banded spray: Apply as a basally directed spray at 28 days after planting or after the first cutting. Direct the spray toward the base of the plants and cover 6-8 inches on each side of the plants (12-16 inch band width/row).
---	--------------------------------------	------------------------------	--

39
54

Crop	Target Diseases (Pathogen)	Use Rate (lb. a.i.)	Remarks
Additional Herbs (Fresh and Dried) Crops: Angelica, Balm, Borage, Burnet, Catnip, Chamomile, Chinese Chive, Clary, Costmary, Curry (leaf), Horehound, Hyssop, Lavender, Lovage (leaf), Marigold, Marjoram, Nasturtium, Parsley (dried), Pennyroyal, Rue, Tansy, Wintergreen, Woodruff, and Wormwood.			
<i>For additional applications, see Herbs in Part 1 of Directions for Use: Soil-Injected or Soil-Incorporated Applications.</i>			
<ul style="list-style-type: none">▪ Do not apply within 21 days of harvest (21 day PHI).▪ Do not exceed the equivalent of 2.0 lb. a.i./A per crop of soil-applied mefenoxam containing products.			

8/15

Crop	Target Diseases (Pathogen)	Use Rate (lb. a.i.)	Remarks
Hops	Downy Mildew (<i>Pseudoperonospora humuli</i>)	0.50 pt./A (0.25)	<p>Soil drench: Apply in water or liquid fertilizer to the soil over the crowns after pruning but before training. Apply early when shoots are 6 inches or less.</p> <p>Foliar spray: At first sign of a secondary infection (primary infection persists after the soil drench and/or there is evidence of foliar infection), apply in combination with copper fungicides. Apply by ground with a minimum of 50 gals. of water per acre.</p>

- Do not apply foliar sprays of Ridomil Gold SL without a copper fungicide registered for hops.
- Do not apply within 45 days of harvest (45 day PHI).
- Do not exceed the equivalent of 0.25 lb. a.i./A per crop of soil-applied and 0.5 lb. a.i./A per crop of foliar-applied mefenoxam containing products.

<p>Legume, Vegetables, Succulent (Shelled)</p> <p>Bean, Broad Bean, Lima Cowpea Pea, Blackeyed Pea, English Pea, Garden Pea, Pigeon Pea, Southern</p>	Downy Mildew (<i>Phytophthora parasitica</i>)	0.125 - 0.2 pt./A (0.063 - 0.1)	<p>Foliar spray (ground or air): Ridomil Gold SL must be used in a tank mix with other fungicides registered for control of downy mildew. Apply with the full label rate of the tank mix partner fungicide.</p> <p>Apply on a 14-day schedule when conditions are favorable for disease, but before infection.</p>
--	---	---------------------------------	---

- For use only on succulent beans east of the Mississippi River.
- Do not apply within 3 days of harvest (3 day PHI).
- Do not exceed the equivalent of 0.5 lb. a.i./A per crop of soil-applied and 0.4 lb. a.i./A per crop of foliar-applied mefenoxam containing products.

41
SU

Crop	Target Diseases (Pathogen)	Use Rate (lb. a.i.)	Remarks
Lettuce Head and Leaf	Downy Mildew (<i>Bremia lactucae</i>)	0.125-0.25 pt./A (0.063-0.125)	Foliar spray (ground or air): Ridomil Gold SL must be used in a tank mix with other fungicides registered for control of downy mildew. Apply with the full label rate of the tank mix partner fungicide. Apply when conditions are favorable for disease, but before infection on a 14-day schedule.

For additional applications, see Leafy Vegetables in Part 1 of Directions for Use: Soil-Injected or Soil-Incorporated Applications.

- Do not apply foliar sprays of Ridomil Gold SL without a labeled tank mix partner.
- Do not apply the Ridomil Gold SL mixture in fields where downy mildew is already established.
- Do not apply within 7 days of harvest (7 day PHI). However, refer to the label of the tank mix partner and follow the more restrictive PHI.
- Do not exceed the equivalent of 1.0 lb. a.i./A per crop of soil-applied (pre-plant or at-planting) and 0.4 lb. a.i./A per crop of foliar-applied mefenoxam containing products.

Lingonberry	Root Rot (<i>Phytophthora</i> spp.)	3.6 pts./A (1.8) or 0.25 pt./ 1,000 row ft. (0.125)	Soil spray: On new plantings, apply as a broadcast or banded spray to the soil at or after the time of planting. For banded applications on new plantings, an 18-inch band over the row is recommended. On established plantings, apply in a 3-ft. band over the row before the plants start growth in the spring. A second application may be made to coincide with periods most favorable for root rot development.
-------------	---	--	--

- May be applied the day of harvest (0 day PHI).
- Do not exceed the equivalent of 3.6 lbs. a.i./A per crop of soil-applied mefenoxam containing products.

Peanuts	Pod Rot (<i>Pythium</i> spp.)	0.5-1.0 pt./A (0.25-0.50)	Apply at early pod set as a soil spray or at pegging as a foliar spray (overhead irrigation).
---------	-----------------------------------	------------------------------	---

For additional applications, see Peanuts in Part 1 of Directions for Use: Soil-Injected or Soil-Incorporated Applications.

Raspberries	Phytophthora Root Rot (<i>Phytophthora</i> spp.)	0.25 pt./ 1,000 row ft. (0.125)	Apply in a 3-foot band in the spring and in the fall after harvest.
-------------	---	---------------------------------------	---

Crop	Target Diseases (Pathogen)	Use Rate (lb. a.i.)	Remarks
<ul style="list-style-type: none"> Do not apply within 45 days of harvest (45 day PHI). 			
<p>Stone Fruits</p> <p>Apricot Cherry (sweet and tart) Nectarine Peach Plum (Chickasaw, Damson, Japanese) Plumcot Prune (fresh)</p> <p>Including hybrids, cultivars, and varieties of these.</p>	<p>Crown Rot Collar Rot Root Rot</p> <p>(<i>Phytophthora</i> spp.)</p>	<p>2.0 qts./A (2.0)</p> <p>or</p> <p>1.5 fl. oz./1,000 sq. ft.</p>	<p>Soil spray (broadcast or band): Apply under the tree canopy to cover the root zone two weeks after planting (new plantings) or in the spring before growth begins (established plantings).</p> <p>Additional applications may be made at 2-3 month intervals, depending on disease pressure. Make up to 3 applications per year.</p> <p>Apply before symptoms appear. Ridomil Gold SL will not revitalize trees showing moderate to severe disease symptoms.</p> <p>For intense plantings (2-3 times the normal planting rate), apply on a per area basis (1,000 sq. ft.).</p>
<ul style="list-style-type: none"> Do not concentrate spray around tree trunks. Do not apply to trees under stress. In CA, do not apply to newly planted trees within 45 days of planting. On some varieties, chlorosis may occur on leaf margins. Do not graze livestock in treated areas. Do not graze or feed cover crops grown in treated orchards. Do not exceed the equivalent of 6.0 lbs. a.i./A per crop of soil-applied mefenoxam containing products. 			

43
—
54

Crop	Target Diseases (Pathogen)	Use Rate (lb. a.i.)	Remarks
Strawberries	<p>Red Stele (<i>Phytophthora fragariae</i>)</p> <p>Vascular Collapse (<i>P. cactorum</i>)</p> <p>Leather Rot (<i>P. cactorum</i>)</p>	1.0 pt./A (0.50)	<p>Soil spray (banded) (for drip irrigation see Part 1)</p> <p>Annual Plantings: Apply up to 3 times per crop. Make first application after transplanting. Make the second application 30 days before the beginning of harvest or at fruit set. Apply the third application during harvest, depending on disease pressure and environmental conditions.</p> <p>Established Plantings: Apply up to 3 times per crop. Make first application in the spring after the ground thaws and before first bloom. Make a second application after harvest in the fall. For control of leather rot, make a supplemental application during the growing season at fruit set.</p> <p>If applying through drip irrigation, calculate the rate as a band application with a band width equal to the root zone width. Inject Ridomil Gold SL into the irrigation water.</p>

- Ridomil Gold SL may be applied the day of harvest.
- Do not exceed the equivalent of 1.5 lbs. a.i./A per crop of soil-applied mefenoxam containing products.

44
—
54

Crop	Target Diseases (Pathogen)	Use Rate (lb. a.i.)	Remarks
Tobacco	Blue Mold (<i>Peronospora tabacina</i>)	0.50 pt./A (0.25) For no-till tobacco: 0.50-1.0 pt./A (0.25-0.50)	Soil spray (band): If Ridomil Gold SL was applied prior to transplanting, make a supplemental application at lay-by or the last cultivation. Position the nozzles so the spray is deposited under the plants and is covered by the soil in cultivation.
	Black Shank (<i>Phytophthora parasitica</i> var. <i>nicotianae</i>)	1.0-2.0 pts./A (0.50-1.0) For no-till tobacco: 0.50-1.0 pt./A (0.25-0.50)	Soil Spray (broadcast or band): Position the nozzles so the spray is deposited under the plants and covered with soil by the cultivator. Use the high rate if the disease epidemic is expected to be severe. Make one application at lay-by or make one application at the first cultivation and a second application at lay-by. Apply preventively for effective black shank control. If black shank is expected early in the season, apply as near as possible to transplanting followed by sequential applications.

For additional applications, see Tobacco in Part 1 of Directions for Use: Soil-Injected or Soil-Incorporated Applications.

- Consult local extension bulletins for additional use directions.
- For best results against black shank, use tobacco varieties that have high resistance to black shank and use crop rotation.
- In fields with a history of severe black shank, use the highest rate and plant a variety resistant to the race of *Phytophthora* present (Burley L8 hybrids are resistant to only *Phytophthora* Race 0).
- Do not use in high black shank areas on highly susceptible flue-cured varieties.
- Failure to adequately control nematodes in fields treated with Ridomil Gold SL may result in poor control of black shank.
- Do not use Ridomil Gold SL for black shank control in PA.
- Do not exceed the equivalent of 1.5 lb. a.i./A per crop of mefenoxam containing products.

45
54

Crop	Target Diseases (Pathogen)	Use Rate (lb. a.i.)	Remarks
Tomato	Root and Fruit Rot (<i>Phytophthora</i> spp.) (<i>Pythium</i> spp.)	1.0 pt./A (0.50)	<p>Soil spray (broadcast or band) or soil injection: Apply as a directed soil surface spray under the vines or injected into the beds with water or liquid fertilizer.</p> <p>Make application 4-6 weeks after planting. If needed, make a second application up to 4 weeks before harvest, but before the last irrigation.</p>

For additional applications, see Tomato in Part 1 of Directions for Use: Soil-Injected or Soil-Incorporated Applications.

- Do not exceed the equivalent of 1.5 lbs. a.i./A per crop of soil-applied mefenoxam containing products and 0.5 lb. a.i./A per crop of foliar-applied mefenoxam containing products.

<p>Tree Nuts</p> <p>Almonds Walnuts</p>	<p>Crown Rot Collar Rot Root Rot</p> <p>(<i>Phytophthora</i> spp.)</p>	<p>2.0 qts./A (2.0)</p> <p>or</p> <p>1.5 fl. oz./ 1,000 sq. ft.</p>	<p>Soil spray (broadcast or band): Apply under the tree canopy to cover the root zone two weeks after planting (new plantings) or in the spring before growth begins (established plantings).</p> <p>Additional applications may be made at 2-3 month intervals, depending on disease pressure. Make up to 3 applications per year.</p> <p>Apply before symptoms appear. Ridomil Gold SL will not revitalize trees showing moderate to severe disease symptoms.</p> <p>For intense plantings (2-3 times the normal planting rate), apply on a per area basis (1,000 sq. ft.).</p>
--	--	---	--

- Do not concentrate spray around tree trunks.
- Do not apply to trees under stress.
- In CA, do not apply to newly planted trees within 45 days of planting. On some varieties, chlorosis may occur on leaf margins.
- Do not graze livestock in treated areas.
- Do not graze or feed cover crops grown in treated orchards.
- Do not exceed the equivalent of 6.0 lbs. a.i./A per crop of soil-applied mefenoxam containing products.

46
54

Crop	Target Diseases (Pathogen)	Use Rate (lb. a.i.)	Remarks
Tropical Fruit Kiwifruit	Root and Crown Rot (<i>Pythium</i> and <i>Phytophthora</i> spp.)	5.6-11.2 oz./ 40 gals. of water (0.175-0.35)	<p>Soil Drench: Apply 1.0 qt. of Ridomil Gold SL solution as a soil drench in a one square foot area around the base of each vine. At the recommended rate of 5.6-11.2 oz., this will apply 0.175-0.350 lb. a.i./A if the planting density is 160 vines per acre.</p> <p>Make the first application in the fall after harvest or in February or early March. Make a second application in spring or approximately 60 days after the February or March application.</p>
		11.2 oz. (0.35)	<p>Banded Soil Application: Make up to five applications as a spray toward the soil in a 2-3 foot band on each side of the row. Begin applications in April and follow with two additional applications on a 30 day interval. Make the fourth application in September and the final application 30 days later, which should be approximately 7 days before harvest.</p>

- Do not apply within 7 days of harvest (7 day PHI).
- Do not apply more than 3.5 pts./A (1.75 lb. a.i./A) Ridomil Gold SL per growing season.

47
/ 54

STORAGE AND DISPOSAL

Do not contaminate water, food, or feed by storage or disposal.

Pesticide Storage

Store in original containers only. Keep container closed when not in use. Do not store near food or feed. In case of spill on floor or paved surfaces, mop and remove to chemical waste storage area until proper disposal can be made if product cannot be used according to label.

Pesticide Disposal

Pesticide wastes are acutely hazardous. Improper disposal of excess pesticide, spray mixture, or rinsate is a violation of Federal law. If these wastes cannot be disposed of by use according to label instructions, contact your State Pesticide or Environmental Control Agency, or the Hazardous Waste representative at the nearest EPA Regional Office.

Container Handling

Non-refillable container. Do not reuse or refill this container. Offer for recycling if available. Triple rinse container (or equivalent) promptly after emptying. Triple rinse as follows: Empty the remaining contents into application equipment or a mix tank and drain for 10 seconds after the flow begins to drip. Fill the container ¼ full with water and recap. Shake for 10 seconds. Pour rinsate into application equipment or a mix tank or store rinsate for later use and disposal. Drain for 10 seconds after the flow begins to drip. Repeat this procedure two more times. Then offer for recycling if available or puncture and dispose of in a sanitary landfill, by incineration, or, if allowed by state and local authorities, by burning. If burned, stay out of smoke.

CONTAINER IS NOT SAFE FOR FOOD, FEED OR DRINKING WATER.

Ridomil Gold[®], Apron XL[®], the Syngenta logo and the CP FRAME [icon] are trademarks of a Syngenta Group Company

Viton[®] is a trademark of E.I. DuPont de Nemours and Company.

©2009 Syngenta

For non-emergency (e.g. current product information) call
Syngenta Crop Protection at 1-800-334-9481.

Manufactured for:
Syngenta Crop Protection, Inc.
P.O. Box 18300
Greensboro, North Carolina 27419-8300

SCP 1202A-L1C 0109
SCP 1202A-L1.1C 0109
SCP 1202A-L2C 0109

Container & Back Label

Group 4 Fungicide

Ridomil Gold® SL

Fungicide

For the control of certain diseases in various crops caused by the Oomycete class of fungi

Active Ingredients:

Mefenoxam*	45.3%
Other Ingredients:	54.7%
Total:	100.0%

*CAS Nos. 70630-17-0 and 69516-34-3

Contains 4 lbs. active ingredient per gallon.

KEEP OUT OF REACH OF CHILDREN.

CAUTION

See additional precautionary statements and directions for use inside booklet.

AGRICULTURAL USE REQUIREMENTS

Use this product only in accordance with its labeling and with the Worker Protection Standard, 40 CFR part 170. Refer to supplemental labeling under "Agricultural Use Requirements" in the Directions for Use section for information about this standard.

EPA Reg. No. 100-1202
EPA Est. 39578-TX-1

- SCP 1202A-L1C 0109 [1 pint front booklet/base - Product ID 34128]
- SCP 1202A-L1.1C 0109 [1 pint back booklet/base - Product ID 34128]
- SCP 1202A-L2C 0109 [1 gallon - Product ID 34129]

1 pint
Net Contents

1 gallon
Net Contents

FIRST AID	
If in eyes	<ul style="list-style-type: none"> • Hold eye open and rinse slowly and gently with water for 15-20 minutes. • Remove contact lenses, if present, after the first 5 minutes, then continue rinsing eye. • Call a poison control center or doctor for treatment advice.
If on skin or clothing	<ul style="list-style-type: none"> • Take off contaminated clothing. • Rinse skin immediately with plenty of water for 15-20 minutes. • Call a poison control center or doctor for treatment advice.
If swallowed	<ul style="list-style-type: none"> • Call a poison control center or doctor immediately for treatment advice. • Have person sip a glass of water if able to swallow. • Do not induce vomiting unless told to do so by the poison control center or doctor. • Do not give anything by mouth to an unconscious person.
If inhaled	<ul style="list-style-type: none"> • Move person to fresh air. • If person is not breathing, call 911 or an ambulance, then give artificial respiration, preferably mouth-to-mouth, if possible. • Call a poison control center or doctor for treatment advice.
Have the product container or label with you when calling a poison control center or doctor, or going for treatment.	
HOT LINE NUMBER For 24-Hour Medical Emergency Assistance (Human or Animal) or Chemical Emergency Assistance (Spill, Leak, Fire, or Accident) Call 1-800-888-8372	

Precautionary Statements

Hazards to Humans and Domestic Animals

CAUTION

Causes moderate eye irritation. Harmful if swallowed or absorbed through skin. Avoid contact with skin, eyes, or clothing.

Environmental Hazards

Do not apply directly to water, or to areas where surface water is present, or to intertidal areas below the mean high water mark. Do not apply when weather conditions favor drift from treated areas. Do not contaminate water when disposing of equipment washwater or rinsate.

Groundwater Advisory Statement

This chemical is known to leach through soil into ground water under certain conditions as a result of agricultural use. Use of this chemical in areas where soils are permeable, particularly where the water table is shallow, may result in ground water contamination.

Physical or Chemical Hazards

Do not use or store near heat or open flame.

STORAGE AND DISPOSAL

Do not contaminate water, food, or feed by storage or disposal.

Pesticide Storage

Store in original containers only. Keep container closed when not in use. Do not store near food or feed. In case of spill on floor or paved surfaces, mop and remove to chemical waste storage area until proper disposal can be made if product cannot be used according to label.

Container Handling

Non-refillable container. Do not reuse or refill this container. Offer for recycling if available. Triple rinse container (or equivalent) promptly after emptying. Triple rinse as follows: Empty the remaining contents into application equipment or a mix tank and drain for 10 seconds after the flow begins to drip. Fill the container ¼ full with water and recap. Shake for 10 seconds. Pour rinsate into application equipment or a mix tank or store rinsate for later use and disposal. Drain for 10 seconds after the flow begins to drip. Repeat this procedure two more times. Then offer for recycling if available or puncture and dispose of in a sanitary landfill, by incineration, or, if allowed by state and local authorities, by burning. If burned, stay out of smoke.

CONTAINER IS NOT SAFE FOR FOOD, FEED OR DRINKING WATER.

Ridomil Gold® and the Syngenta logo are trademarks of a Syngenta Group Company

©2009 Syngenta

Manufactured for:
Syngenta Crop Protection, Inc.
P.O. Box 18300
Greensboro, North Carolina 27419-8300

SUPPLEMENTAL LABEL

Syngenta Crop Protection, Inc.
P. O. Box 18300
Greensboro, North Carolina 27419-8300
SCP

Group 4 Fungicide

Ridomil Gold® SL

Fungicide

For the control of certain diseases in various crops caused by the Oomycete class of fungi

<i>Active Ingredient:</i>	
Mefenoxam*	45.3%
<i>Other Ingredients:</i>	54.7%
Total:	100.0%

*CAS Nos. 70630-17-0 and 69516-34-3


Contains 4 lbs. active ingredient per gallon.

KEEP OUT OF REACH OF CHILDREN.

CAUTION

EPA Reg. No. 100-1202

All applicable directions, restrictions and precautions on the EPA-registered label are to be followed. Before using Ridomil Gold SL as permitted according to this supplemental label, read and follow all applicable directions, restrictions, and precautions on the EPA registered label on or attached to the pesticide product container. This Supplemental Labeling contains revised use instructions and or restrictions that may be different from those that appear on the container label. This Supplemental Labeling must be in the possession of the user at the time of pesticide application.



**ACCEPTED
with COMMENTS
In EPA Letter Dated
JAN 7 2010**

syngenta

**Under the Federal Insecticide,
Fungicide, and Rodenticide Act
as amended, for the pesticide
registered under EPA Reg. No.**

100-1202

DIRECTIONS FOR USE

It is a violation of Federal law to use this product in a manner inconsistent with its labeling.

DIRECTIONS FOR USE – PART I

SOIL-INJECTED OR SOIL-INCORPORATED APPLICATIONS

The restricted-entry interval (REI) for soil-injected or soil-incorporated applications is 0 hours.

Crop	Target Diseases (Pathogen)	Use Rate (lb. a.i.)	Remarks
Carrots	Damping Off Cavity Spot Root Dieback (<i>Pythium</i> spp.)	0.5-1.3 pts./A (0.25-0.65)	<p>Preplant incorporated (broadcast or band): Apply in water or liquid fertilizer and mechanically incorporate in the top 2 inches of soil.</p> <p>Soil spray (broadcast or band): Apply in water or liquid fertilizer at planting or prior to emergence.</p> <p>For banded applications, a 7-inch band is recommended.</p> <p>NOTE: If post planting applications are planned, see notes below for guidance on maximum rates for soil and foliar applications.</p>

For additional applications, see Carrots in Part 2 of Directions for Use: Soil Directed and Other Foliar Applications.

- For best control of cavity spot, use a preventive disease control program that incorporates an at-planting or seed treatment use of Ridomil Gold SL or Apron XL followed by one of more supplemental applications.
- If a seed treatment containing mefenoxam or metalaxyl is used, do not use a soil application.
- Do not exceed the equivalent of 1.4 lb. a.i./A (2.8 pt/A) per crop of total mefenoxam containing products. The total can be split as instructed below.
- Do not exceed the equivalent of 0.65 lb. a.i./A (1.3 pt./A) per crop of soil-applied and 0.75 lb. a.i./A (1.5 pt./A) per crop of foliar-applied mefenoxam containing products.

Crop	Target Diseases (Pathogen)	Use Rate (lb. a.i.)	Remarks
Grapes	Root and Crown Rot (<i>Phytophthora</i> spp.)	3.6 pt./A (1.8) or 0.25 pt./1000 row ft.	Soil spray (broadcast or band): Apply in the spring before the plants start growing in sufficient water to provide uniform coverage. Two additional applications may be made to coincide with periods most favorable for root rot development. For banded applications, a 3-ft. band at the base of the plants is recommended.
<ul style="list-style-type: none"> ▪ Do not exceed the equivalent of 5.4 lbs. a.i./A per crop of soil-applied mefenoxam containing products and 0.4 lb. a.i./A per crop of foliar-applied mefenoxam containing projects. ▪ Do not apply within 60 days of harvest (60 day PHI). 			
Potatoes	Pythium Leak (<i>Pythium</i> spp.) Pink Rot (<i>Phytophthora erythroseptica</i>) Pythium Seedling Disease (<i>Pythium</i> spp.)	0.42 fl. oz./ 1,000 row ft. (0.013)	In-furrow spray: Apply directly over the seed pieces in furrow as a 6-8 inch band prior to row closure or use markout application method (incorporated). You may need to follow this in-furrow application with a Ridomil Gold prepack foliar application at tuber initiation: <ul style="list-style-type: none"> • When conditions are conducive for disease development. • When the variety is susceptible or moderately susceptible to Pink Rot/Pythium leak. • In areas with a long growing season. Ridomil Gold SL may be impregnated on dry fertilizer or applied in combination with liquid fertilizers.
<ul style="list-style-type: none"> ▪ Do not use the "dribble" application method. ▪ Do not apply Ridomil Gold SL beyond the at-planting stage. ▪ Do not exceed the equivalent of 0.34 lb. a.i./A per crop of soil-applied and 0.40 lb. a.i./A per crop of foliar-applied mefenoxam containing products. 			

Ridomil Gold® and the Syngenta logo are trademarks of a Syngenta Group Company

©2009 Syngenta