 <p>U.S. ENVIRONMENTAL PROTECTION AGENCY Office of Pesticide Programs Registration Division (H7505C) 401 "M" St., S.W. Washington, D.C. 20460</p> <p>NOTICE OF PESTICIDE: <input checked="" type="checkbox"/> Registration <input type="checkbox"/> Reregistration</p> <p>(under FIFRA, as amended)</p>	EPA Reg. Number:	Date of Issuance:
	100-1191	JUN 24 2004
	Term of Issuance: Conditional	
Name of Pesticide Product:		
Heritage MAXX™		
Name and Address of Registrant (include ZIP Code): Syngenta Crop Protection, Inc. P.O. Box 18300 Greensboro, North Carolina 27419-8300		
<p>Note: Changes in labeling, including the substance from that approved in connection with this registration must be submitted to and accepted by the Registration Division prior to use of the label in commerce. In any correspondence on this product always refer to the above EPA registration number.</p>		
<p>On the basis of information furnished by the registrant, the above named pesticide is hereby registered/reregistered under the Federal Insecticide, Fungicide and Rodenticide Act.</p> <p>Registration is in no way to be construed as an endorsement or recommendation of this product by the Agency. In order to protect health and the environment, the Administrator, on his motion, may at any time suspend or cancel the registration of a pesticide in accordance with the Act. The acceptance of any name in connection with the registration of a product under this Act is not to be construed as giving the registrant a right to exclusive use of the name or to its use if it has been covered by others.</p> <p>This product is registered in accordance with FIFRA sec. 3(c)(7)(A) provided that you:</p> <ol style="list-style-type: none"> Submit and/or cite all data required for registration/reregistration of your product under FIFRA sec. 3(c)(5) when the Agency requires all registrants of similar products to submit such data; and submit acceptable responses required for reregistration of your product under FIFRA section 4. Make the changes to the label that are listed below before you release the product for shipment: <ol style="list-style-type: none"> Revise the EPA Registration Number to read "EPA Reg. No. 100-1191". In the second paragraph in the "SPRAYING/MIXING" section and the first paragraph in the "MIXING INSTRUCTIONS" section is the following text: "...in the following order: Heritage MAXX, 		
Signature of Approving Official:	Date:	
Carl Grable, Acting PM 22	JUN 24 2004	

page 2

EPA Reg. No. 100-1191

other WG or dry flowable formulations, wettable powders...". Heritage MAXX is not a WG or dry flowable formulation so either delete "other" or otherwise eliminate this reference.

3. Submit one copy of your final printed label before you release this product for shipment.

If these conditions are not complied with, the registration will be subject to cancellation in accordance with FIFRA Section 6(e). Your release for shipment of the product constitutes acceptance of these conditions.

A stamped copy of the label is attached. If you have any questions about this letter, please contact John Bazuin at (703)305-7381.

Attachments: Product label, stamped "Accepted with Comments"
Technical Review Branch Acute Toxicology and
Product Chemistry reviews

Heritage MAXX™

Fungicide

Broad spectrum fungicide for control of plant diseases.

Active Ingredient:

Azoxystrobin: methyl (E)-2-[2-[6-(2-cyanophenoxy)
pyrimidin-4-yloxy]phenyl]-3-methoxyacrylate* 8.8%

Other Ingredients: 91.2%

Total: 100.0%

Contains 0.8 lb a.i./gallon product

*IUPAC

**ACCEPTED
with COMMENTS
In EPA Letter Dated:**

JUN 24 2004

*Under the Federal Insecticide,
Fungicide, and Rodenticide Act,
as amended, for the pesticide
registered under EPA Reg. No.*

100-1191

KEEP OUT OF REACH OF CHILDREN.

CAUTION

See additional precautionary statements and directions for use inside booklet.

Reformulation is prohibited. See individual container labels for repackaging limitations.

Chemigation

Do not apply this product through any irrigation/chemigation system.

EPA Reg. No. 100-

EPA Est.

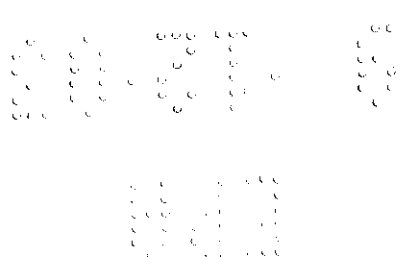
SCP XXXXX1 gallon (Product ID)

SCP XXXXX2.5 gallons (Product ID)

SCP XXXXX10 gallons (Product ID)

1 gallon or 2.5 gallons or 10 gallons

Net Contents




FIRST AID	
If in eyes	<ul style="list-style-type: none">• Hold eye open and rinse slowly and gently with water for 15-20 minutes.• Remove contact lenses, if present, after the first 5 minutes, then continue rinsing eye.• Call a poison control center or doctor for treatment advice.
If swallowed	<ul style="list-style-type: none">• Call a poison control center or doctor immediately for treatment advice.• Have person sip a glass of water if able to swallow.• Do not induce vomiting unless told to do so by the poison control center or doctor.• Do not give anything by mouth to an unconscious person.
If on skin or clothing	<ul style="list-style-type: none">• Take off contaminated clothing.• Rinse skin immediately with plenty of water for 15-20 minutes.• Call a poison control center or doctor for treatment advice.
If inhaled	<ul style="list-style-type: none">• Move person to fresh air.• If person is not breathing, call 911 or an ambulance, then give artificial respiration, preferably by mouth-to-mouth, if possible.• Call a poison control center or doctor for further treatment advice.
Have the product container or label with you when calling a poison control center or doctor, or going for treatment.	
HOT LINE NUMBER For 24 Hour Medical Emergency Assistance (Human or Animal) or Chemical Emergency Assistance (Spill, Leak, Fire, or Accident), Call 1-800-888-8372	

PRECAUTIONARY STATEMENTS

Hazards to Humans and Domestic Animals

CAUTION

Harmful if swallowed. Causes moderate eye irritation. Avoid contact with eyes or clothing. Wash thoroughly with soap and water after handling.



Personal Protective Equipment (PPE)

Some materials that are chemically resistant to this product are listed below. If you want more options, follow the instructions for Category A on an EPA chemical resistance category selection chart.

Applicators and other handlers must wear:

- Long-sleeved shirt and long pants
- Chemical-resistant gloves made of any waterproof material such as polyvinyl chloride, nitrile rubber or butyl rubber.
- Shoes plus socks

User Safety Recommendations

Users should:

- Wash hands before eating, drinking, chewing gum, using tobacco or using the toilet.
- Remove clothing immediately if pesticide gets inside. Then wash thoroughly and put on clean clothing
- Remove PPE immediately after handling this product. Wash the outside of gloves before removing. As soon as possible, wash thoroughly and change into clean clothing.

Environmental Hazards

The active ingredient, azoxystrobin, in this product can be persistent for several months or longer. Azoxystrobin has degradation products which have properties similar to chemicals which are known to leach through soil to groundwater under certain conditions as a result of agricultural use. Use of this chemical in areas where soils are permeable, particularly where the water table is shallow, may result in groundwater contamination.

This pesticide is toxic to freshwater and estuarine/marine fish and aquatic invertebrates. Do not apply directly to water except as specified on this label. Do not apply directly to water, or to areas where surface water is present or to intertidal areas below the mean high-water mark. Drift and runoff may be hazardous to aquatic organisms in neighboring areas. Do not contaminate water when disposing of equipment washwater or rinsate.

Notify state and/or federal authorities and Syngenta immediately if you observe any adverse environmental effects due to use of this product.

© 2008 Syngenta Crop Protection, Inc. All rights reserved. This document is the property of Syngenta Crop Protection, Inc. and is not to be distributed outside the United States without the prior written consent of Syngenta Crop Protection, Inc.

11/08/08

CONDITIONS OF SALE AND LIMITATION OF WARRANTY AND LIABILITY



NOTICE: Read the entire Directions for Use and Conditions of Sale and Limitation of Warranty and Liability before buying or using this product. If the terms are not acceptable, return the product at once, unopened, and the purchase price will be refunded.

The Directions for Use of this product should be followed carefully. It is impossible to eliminate all risks inherently associated with the use of this product. Plant injury, ineffectiveness or other unintended consequences may result because of such factors as manner of use or application, weather or turf conditions, presence of other materials or other influencing factors in the use of the product, which are beyond the control of SYNGENTA CROP PROTECTION, INC. or Seller. All such risks shall be assumed by Buyer and User, and Buyer and User agree to hold SYNGENTA and Seller harmless for any claims relating to such factors.

SYNGENTA warrants that this product conforms to the chemical description on the label and is reasonably fit for the purposes stated in the Directions for Use, subject to the inherent risks referred to above, when used in accordance with directions under normal use conditions. This warranty does not extend to the use of this product contrary to label instructions, or under abnormal conditions or under conditions not reasonably foreseeable to or beyond the control of Seller or SYNGENTA, and Buyer and User assume the risk of any such use. SYNGENTA MAKES NO WARRANTIES OF MERCHANTABILITY OR OF FITNESS FOR A PARTICULAR PURPOSE NOR ANY OTHER EXPRESS OR IMPLIED WARRANTY EXCEPT AS STATED ABOVE.

In no event shall SYNGENTA or Seller be liable for any incidental, consequential or special damages resulting from the use or handling of this product. **THE EXCLUSIVE REMEDY OF THE USER OR BUYER, AND THE EXCLUSIVE LIABILITY OF SYNGENTA AND SELLER FOR ANY AND ALL CLAIMS, LOSSES, INJURIES OR DAMAGES (INCLUDING CLAIMS BASED ON BREACH OF WARRANTY, CONTRACT, NEGLIGENCE, TORT, STRICT LIABILITY OR OTHERWISE) RESULTING FROM THE USE OR HANDLING OF THIS PRODUCT, SHALL BE THE RETURN OF THE PURCHASE PRICE OF THE PRODUCT OR, AT THE ELECTION OF SYNGENTA OR SELLER, THE REPLACEMENT OF THE PRODUCT.**

SYNGENTA and Seller offer this product, and Buyer and User accept it, subject to the foregoing Conditions of Sale and Limitation of Warranty and Liability, which may not be modified except by written agreement signed by a duly authorized representative of SYNGENTA.



DIRECTIONS FOR USE

It is a violation of federal law to use this product in a manner inconsistent with its labeling.

FAILURE TO FOLLOW THE USE DIRECTIONS AND PRECAUTIONS ON THIS LABEL MAY RESULT IN PLANT INJURY OR POOR DISEASE CONTROL.

Do not apply this product in a way that will contact workers or other persons, either directly or through drift. Only protected handlers may be in the area during application. For any requirements specific to your State or Tribe, consult the agency responsible for pesticide regulation.

AGRICULTURAL USES

For use to control diseases on turf on (Sod Farms)

AGRICULTURAL USE REQUIREMENTS

Use this product only in accordance with its labeling and with the Worker Protection Standard, 40 CFR part 170. This Standard contains requirements for the protection of agricultural workers on farms, forests, nurseries, and greenhouses, and handlers of agricultural pesticides. It contains requirements for training, decontamination, notification, and emergency assistance. It also contains specific instructions and exceptions pertaining to the statements on this label about personal protective equipment (PPE), notification to workers, and restricted-entry interval. The requirements in this box only apply to uses of this product that are covered by the Worker Protection Standard.

Do not enter or allow worker entry into treated areas during the restricted entry interval (REI) of 4 hours.

PPE required for early entry to treated areas that is permitted under the Worker Protection Standard and that involves contact with anything that has been treated, such as plants, soil or water is:

- Coveralls
- Chemical-resistant gloves made of any waterproof material such as polyvinyl chloride, nitrile rubber or butyl rubber.
- Shoes plus socks

NON-AGRICULTURAL USES

For use to control diseases on turf on golf courses, lawns and landscape areas around residential, institutional, public, commercial and industrial buildings, parks, recreational areas and athletic fields.

NON-AGRICULTURAL USE REQUIREMENTS

The requirements in this box apply to uses of this product that are NOT within the scope of the Worker Protection Standard for agricultural pesticides (40 CFR Part 170). The WPS applies when this product is used to produce agricultural plants on farms, forests, nurseries, or greenhouses. The area being treated must be vacated by unprotected persons.

Do not treat areas while unprotected humans or domestic animals are present in the treatment areas. Because certain states may require more restrictive reentry intervals, consult your State Department of Agriculture for further information.

Do not allow entry into treatment area until area that was treated with Heritage MAXX is dry.

STORAGE AND DISPOSAL

PROHIBITIONS: Do not contaminate water, food or feed by storage or disposal. Open dumping is prohibited.

Storage

Store in original containers only. Keep container closed when not in use. Do not store near food or feed. In case of spill on floor or paved surfaces, mop up and remove to chemical waste storage area until proper disposal can be made if product cannot be used according to the label.

Pesticide Disposal

Pesticide wastes are acutely hazardous. Improper disposal of excess pesticide, spray mixture, or rinsate is a violation of federal law. If these wastes cannot be disposed of by use according to label instructions, contact your State Pesticide or Environmental Control Agency, or the Hazardous Waste representative of the nearest EPA Regional Office for guidance.

Container Disposal

Triple rinse (or equivalent); then offer for recycling or reconditioning, or puncture and dispose of in a sanitary landfill or alternatives allowed by State and local authorities.

GENERAL INFORMATION

Heritage MAXX is a broad spectrum, preventative fungicide with systemic and curative properties recommended for the control of many important plant diseases. Heritage MAXX may be applied as a foliar spray in alternating spray programs or in tank mixes with other registered, turf protection products. All applications should be made according to the use directions that follow.

GENERAL USE PRECAUTIONS

Do not graze or feed clippings from treated turf areas to animals.

Do not apply Heritage MAXX to turf by air.

Heritage has demonstrated some phytotoxic effects when mixed with products that are formulated as EC's. These effects are enhanced if applications are made under cool, cloudy conditions and these conditions remain for several days following application. In addition, adjuvants that contain some form of silicone have also contributed to phytotoxicity.

INTEGRATED PEST (DISEASE) MANAGEMENT

Heritage MAXX should be integrated into an overall disease and pest management strategy whenever the use of a fungicide is required. Cultural practices known to reduce disease development should be followed. The **SPECIFIC USE DIRECTIONS** section in this label identifies specific IPM recommendations. Consult your local turf authority for additional IPM strategies established for your area. Heritage MAXX may be used in State Agricultural Extension advisory (disease forecasting) programs which recommend application timing based on environmental factors favorable for disease development.

RESISTANCE MANAGEMENT

A disease management program that includes alternation or tank mixes between Heritage MAXX and other labeled fungicides that have a different mode of action is essential to prevent pathogen populations from developing resistance to Heritage MAXX. Heritage MAXX should not be alternated or tank mixed with fungicides to which resistance has already developed.

Continual use of Heritage MAXX may allow less sensitive strains of pathogens to increase in the population and reduce the efficacy of Heritage MAXX. Since Heritage MAXX is a strobilurin fungicide, avoid alternation with other strobilurins, such as kresoxim-methyl and trifloxystrobin.

Since pathogens differ in their potential to develop resistance to fungicides, the **SPECIFIC USE DIRECTIONS** section in this label provides resistance management strategies specific for each disease. Consult your local or state turf authority for resistance management strategies that are complementary to those in this label. Heritage MAXX is not cross resistant with other classes of fungicides which have different modes of action.

SPRAYING/MIXING

Heritage MAXX may be applied with all types of spray equipment commonly used for making ground applications. Do not apply Heritage MAXX through any type of ultra low volume (ULV) spray system (less than 3 gals./A). Do not apply Heritage MAXX by air. Proper adjustments and calibration of spraying equipment to give good canopy penetration and coverage is essential for good disease control. The higher rates in the rate range and/or shorter spray intervals may be required under conditions of heavy infection pressure, highly susceptible varieties, or when disease conducive environmental conditions exist.

For ground applications, apply Heritage MAXX in sufficient water volume for adequate coverage.

To prepare spray solution, partially fill the spray tank with clean water and begin agitation. Add the specified amount of Heritage MAXX to the tank, allowing time for good dispersion, then add an adjuvant, if recommended. If tankmixes are required, product should be added to the spray tank in the following order: Heritage MAXX, other WG or dry flowable formulations, wettable powders and flowable (aqueous suspensions) products. Finish filling the tank to the desired volume to obtain the proper spray concentration. Maintain agitation throughout the spraying operation. Do not allow spray mixture to stand overnight or for prolonged periods. Make up only the amount of spray required for immediate use. Sprayers should be thoroughly cleaned immediately after application. Do not use silicone based products with Heritage MAXX due to possible phytotoxicity.

If spray-tank mixture is unsprayed for more than 18 hours (overnight), re-suspend product with agitation for 20 minutes.

SPRAY DRIFT MANAGEMENT

ATTENTION

Heritage MAXX is extremely phytotoxic to certain apple varieties.

AVOID SPRAY DRIFT. Extreme care must be used to prevent injury to apple trees (and apple fruit).

DO NOT spray Heritage MAXX where spray drift may reach apple trees.

DO NOT spray when conditions favor drift beyond area intended for application. Conditions which may contribute to drift include thermal inversion, wind speed and direction, sprayer nozzle/pressure combinations, spray droplet size, etc. Contact your State extension agent for spray drift prevention guidelines in your area.

DO NOT use spray equipment which has been previously used to apply Heritage MAXX to spray apple trees. Even trace amounts can cause unacceptable phytotoxicity to certain apple and crabapple varieties.

AVOIDING SPRAY DRIFT IS THE RESPONSIBILITY OF THE APPLICATOR.

Do not apply when weather conditions favor drift from treated areas to a non-target aquatic habitat.

APPLICATION INSTRUCTIONS


Apply Heritage MAXX at rates and timings as described in this label.

MIXING INSTRUCTIONS

To prepare spray solution, partially fill the spray tank with clean water and begin agitation. Add the specified amount of Heritage MAXX to the tank, allowing time for good dispersion, then add an adjuvant, if recommended. If tank mixes are required, product should be added to the spray tank in the following order: Heritage MAXX, other WG or dry flowable formulations, wettable powders and flowable (aqueous suspensions) products. Finish filling the tank to the desired volume to obtain the proper spray concentration. Maintain agitation throughout the spraying operation. Do not allow spray mixture to stand overnight or for prolonged periods. Make up only the amount of spray required for immediate use. Sprayers should be thoroughly cleaned immediately after application. Do not use silicone based products with Heritage MAXX due to possible phytotoxicity.

If spray-tank mixture is unsprayed for more than 18 hours (overnight), re-suspend product with agitation for 20 minutes.

Heritage MAXX is compatible with many commonly used fungicides, liquid fertilizers, herbicides, insecticides and biological control products. If tank mixes are desired, observe all directions, precautions, and limitations on labeling of all products used.



Consult compatibility charts or your local or state turf authority for compatibility information. Do not combine Heritage MAXX in the spray tank with pesticides, surfactants, or fertilizers, unless compatibility charts or your own prior use has shown that the combination is physically compatible, effective, and non-injurious under your conditions of use. If physical compatibility is unknown, the following procedure should be followed: Pour the recommended proportions of the products into a suitable container of water, mix thoroughly and allow to stand at least twenty (20) minutes. If the combination remains mixed or can be re-mixed readily, the mixture is considered physically compatible.

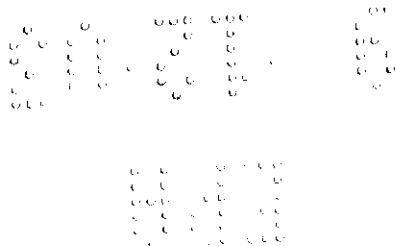
SPECIFIC USE DIRECTIONS

TURF

Heritage MAXX is recommended for control of certain pathogens causing foliar, stem, and root diseases, including leaf and stem blights, leaf spots, patch diseases, mildews, anthracnose, fairy rings, molds, and rusts of turfgrass plants. Heritage MAXX may be used to control certain diseases on turf in golf courses, lawns and landscape areas around residential, institutional, public, commercial and industrial buildings, parks, recreational areas and athletic fields.

Integrated Pest (Disease) Management (IPM): Sound turf management resulting in healthy, vigorous turf is the foundation of a good IPM program. Cultural practices such as proper choice of turf variety, nutrient management, proper cutting height, thatch management, and proper watering, drainage, and moisture stress management should be integrated with the use of fungicides to increase turf vigor and reduce the susceptibility to disease. Immunoassay detection kits and extension service diagnostic services can assist in the early and accurate identification of causal organisms and corresponding selection of the proper fungicide when required.

Resistance Management: Some turf disease pathogens are known to have developed resistance to products used repeatedly for their control. Heritage MAXX should be applied at full use rates in a tank mix or alternation program with other registered fungicides that have a different mode of action and to which pathogen resistance has not developed. Since Heritage MAXX is a strobilurin fungicide, avoid alternation with other strobilurins, such as kresoxim-methyl and trifloxystrobin. Do not apply more than two sequential Heritage MAXX applications for Gray Leaf Spot and *Pythium* spp. control. For all other diseases when Gray Leaf Spot and *Pythium* spp. are not present, do not apply more than three sequential applications of Heritage MAXX.



13 7/16

Application Directions: Heritage MAXX should be applied prior to disease development. Mix Heritage MAXX with the required amount of water and apply as a dilute spray application in 2-4 gals. of water per 1000 sq. ft. (87-174 gals./A). Repeat applications at specified intervals for as long as required. For spot treatments, use 1 fl. oz. Heritage MAXX per 1 to 2 gals. of water. Do not apply more than 6.25 gals. product/acre/year (18.5 fl. oz. product/1000 sq. ft./year). Applications may be made by ground only.

For use with soil injection applications:

Heritage MAXX may be applied through a liquid fungicide injector for the control of ectrotrophic root diseases such as summer patch and take-all patch. Use Heritage MAXX only in liquid injection equipment specifically designated for pesticide use.

Apply Heritage MAXX at 1-2 fl. oz. per 1000 sq. ft. Spray carrier volume should fall within 30-150 gals. of water per 1000 sq. ft. Injection hole spacing of 1 inch by 1 inch is recommended for optimum control. Injection depth should be no greater than 2 inches. One inch depth is recommended for optimum results. Application timing should follow disease control strategies used for normal broadcast spray programs.

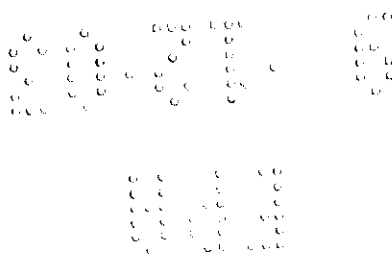
For use in the establishment of turfgrass from seed or in overseeding of dormant turfgrass:

Heritage MAXX may be used for control of certain turfgrass diseases associated with turfgrass establishment from seed. Heritage MAXX may also be used during overseeding of dormant turfgrass.

Heritage MAXX may be safely applied before or after seeding or at seedling germination and emergence to ryegrass, bentgrass, bluegrass, and fescue turfgrass types. Optimum application timing is during seeding. See **Application Directions** section.

Rate Ranges: Use the shorter specified application interval and/or use the higher specified rate when prolonged favorable disease conditions exist.

Dollar Spot: Heritage MAXX does not control dollar spot. During periods of dollar spot pressure, always mix Heritage MAXX with Daconil® or another dollar spot control fungicide. Heritage MAXX is compatible in tank mixes with many other fungicides that control dollar spot.



DIRECTIONS FOR APPLICATION FOR TURF DISEASES

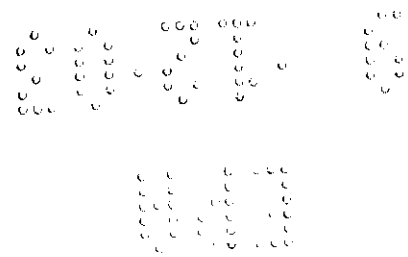
Target Diseases	Use Rate (fl. oz. product per 1000 sq. ft.)	Application Interval (days)	Remarks*
Anthracnose (<i>Colletotrichum graminicola</i>)	1-2	14-28	Use preventatively. Begin applications when conditions are favorable for disease infection, prior to disease symptom development.
Brown Patch (<i>Rhizoctonia solani</i>)	1-2	14-28	Apply when conditions are favorable for disease development.
Cool Weather Brown Patch Yellow Patch (<i>Rhizoctonia cerealis</i>)	2	28	Make one or two applications in fall or when conditions are favorable for disease development.
Fairy Ring (<i>Lycoperdon</i> spp., <i>Agrocybe pediades</i> , and <i>Bovistia plumbea</i>)	2	28	Apply as soon as possible after fairy ring symptoms develop. Apply only in 4 gals. water per 1000 sq. ft. (174 gals./A). Add the recommended rate of a wetting agent to the final spray. Severely damaged or thin turf may require reseeding. Fairy ring symptoms may take 2 to 3 weeks to disappear following application. Reapplication after 28 days may be required in some cases.
Fusarium Patch (<i>Microdochium nivale</i>)	1-2	14-28	Use preventatively. Begin applications when conditions are favorable for disease infection, prior to disease symptom development.
Gray Leaf Spot (<i>Pyricularia grisea</i>)	1-2	14-28	Begin applications before disease is present and continue applications while conditions are favorable for disease development.
Gray Snow Mold Typhula Blight (<i>Typhula incarnata</i>)	3.5	single application	Make a single application of 3.5 fl. oz. or two applications of 2 fl. oz. spaced 10-28 days apart in late fall just before snow cover. Tank mixing with another snow mold fungicide, such as Daconil, may enhance control under severe disease pressure.
	2	10-28	
Leaf Rust Stem Rust Stripe Rust (<i>Puccinia</i> spp.)	1-2	14-28	Begin applications when conditions are favorable for disease infection, prior to disease symptom development.
Leaf Spot (<i>Bipolaris sorokiniana</i>)	1-2	14-21	Apply when conditions are favorable for disease development.
Melting Out (<i>Drechslera poae</i>)	1-2	14-21	Apply when conditions are favorable for disease development.
Necrotic Ring Spot (<i>Leptosphaeria korrae</i>)	2	14-28	Apply when conditions are favorable for disease development.
Pink Patch (<i>Limonomyces roseipellis</i>)	1-2	14-28	Apply when conditions are favorable for disease development.
Pink Snow Mold (<i>Microdochium nivale</i>)	3.5	single application	Make a single application of 3.5 fl. oz. or two applications of 2 fl. oz. spaced 10-28 days apart in late fall just before snow cover. Tank mixing with another snow mold fungicide, such as Daconil may enhance control under severe disease pressure.
	2	10-28	
Powdery Mildew (<i>Erysiphe graminis</i>)	1-2	14-28	Begin applications when conditions are favorable for disease infection, prior to disease symptom development.

Target Diseases	Use Rate (fl. oz. product per 1000 sq. ft.)	Application Interval (days)	Remarks*
Pythium Blight Pythium Root Rot (<i>Pythium aphanidermatum</i> , <i>Pythium</i> spp.)	2	10-14	Use preventatively. Begin applications when conditions are favorable for disease infection, prior to disease symptom development. During periods of prolonged favorable conditions, treat on the 10 day application interval. For use on newly seeded as well as established turf.
Red Thread (<i>Laetisaria fuciformis</i>)	1-2	14-28	Apply when conditions are favorable for disease development.
Rhizoctonia Large Patch (<i>Rhizoctonia solani</i>)	2	14-28	Make one or two applications in fall or when conditions are favorable for disease development.
Rhizoctonia Leaf Spot (<i>Rhizoctonia zeae</i>)	2	14-28	Apply when disease conditions are favorable for disease development.
Southern Blight (<i>Sclerotium rolfsii</i>)	1-2	14-28	Apply when conditions are favorable for disease development.
Spring Dead Spot (<i>Leptosphaeria korrae</i>) or (<i>Gaeumannomyces graminis</i> var. <i>graminis</i>) or (<i>Ophiosphaerella herpotricha</i>)	2	14-28	Apply 1 or 2 applications approximately one month prior to bermudagrass dormancy. 1/4" to 1/2" of irrigation directly after application is recommended. Reapply 14 to 28 days later.
Summer Patch (<i>Magnaporthe poae</i>)	1-2	14-28	Apply when conditions are favorable for disease development.
Take-all Patch (<i>Gaeumannomyces graminis</i> var. <i>avenae</i>)	2	28	Begin applications when conditions are favorable for disease infection, prior to disease symptom development. Make two applications, 28 days apart in the spring and two applications 28 days apart in the fall.
Zoysia Patch (<i>Rhizoctonia solani</i> and/or <i>Gaeumannomyces incrustana</i>)	1-2	14-28	Apply 1 or 2 applications approximately one month prior to zoyiagrass dormancy. Reapply 14 to 28 days later.

*Do not apply more than two sequential applications of Heritage MAXX for control of Gray Leaf Spot and *Pythium* spp. For all other diseases when Gray Leaf Spot and *Pythium* spp. are not present, do not apply more than three sequential applications of Heritage MAXX.

Heritage MAXX Rate Conversion Chart for Turf

Fl. Oz. Product Per 1000 Sq. Ft.	Oz. a.i. Per 1000 Sq. Ft.	Pints Product Per Acre	Gal. Product Per Acre
1.0	0.10	2.75	0.34
1.5	0.15	4.0	0.51
2.0	0.20	5.4	0.68
3.5	0.35	9.5	1.19



Amount of Heritage MAXX to Mix 100 Gallons for Turf Applications

Heritage MAXX Use Rate fl. oz./1000 sq. ft.	Spray Volume gals./1000 sq. ft. (Pints Product.)		
	2.0 gals.	3.0 gals.	4.0 gals.
1.0	3.1	2.0	1.5
2.0	6.25	4.1	3.1
3.5	11.0	7.25	5.4

©2003 Syngenta

For non-emergency (e.g., current product information) call
Syngenta Crop Protection at 1-800-334-9481

Syngenta Crop Protection, Inc.
Greensboro, North Carolina 27409
www.syngenta-us.com

HER MAXX – nsp 09-08-03

SCP-XXXXX 1 gallon (Product ID)

SCP-XXXXX 2.5 gallons (Product ID)

SCP-XXXXX 10 gallons (Product ID)

000100-XXXXX.20030910.HeritageMaxx.doc
000100-XXXXX.20030910.HeritageMaxx.pdf

