

100-1178

10/09/2009

1/35



UNITED STATES ENVIRONMENTAL PROTECTION AGENCY  
WASHINGTON, D.C. 20460

OFFICE OF  
PREVENTION, PESTICIDES AND  
TOXIC SUBSTANCES

Pat Dinnen  
Regulatory Specialist  
Syngenta Crop Protection, Inc.  
P.O. Box 18300  
Greensboro, NC 27419

OCT 9 2009

SUBJECT: Applications for Pesticide Notification – Label Changes per PR Notice 2007-4  
Karate® Insecticide with Zeon Technology™ EPA Reg. No. 100-1097  
Quilt® Fungicide EPA Reg. No. 100-1178  
Force® CS Insecticide EPA Reg. No. 100-1253  
Endigo® ZC Insecticide EPA Reg. No. 100-1276  
Applications Dated April 22, 2009

Dear Ms. Dinnen:

The Agency is in receipt of your Applications for Pesticide Notification under Pesticide Registration Notice (PRN) 2007-4 for the above products. The Registration Division (RD) has conducted a review of these requests for their applicability under PRN 2007-4 and finds that the actions requested fall within the scope of PRN 2007-4. The labels submitted with the applications are considered "acceptable", date stamped "Notification", and will be placed in our records.

Please be reminded that 40 CFR Part 156.140(a)(4) requires that a batch code, lot number, or other code identifying the batch of the pesticide distributed and sold be placed on nonrefillable containers. The code may appear either on the label (and can be added by non-notification/PR Notice 98-10) or durably marked on the container itself.

If you have any questions, please call me directly at 703-305-6249 or Terri Stowe of my staff at 703-305-6117.

Sincerely,

Linda Arrington  
Notifications & Minor Formulations Team Leader  
Registration Division (7505P)  
Office of Pesticide Programs



United States  
**Environmental Protection Agency**  
 Washington, DC 20460

<input type="checkbox"/>	Registration
<input type="checkbox"/>	Amendment
<input checked="" type="checkbox"/>	Other

OPP Identifier Number

Notification

**Application for Pesticide - Section I**

1. Company/Product Number 100-1178	2. EPA Product Manager Shaja Joyner	3. Proposed Classification <input checked="" type="checkbox"/> None <input type="checkbox"/> Restricted
4. Company/Product (Name) Quilt Fungicide	PM# 20	
5. Name and Address of Applicant (Include ZIP Code) Syngenta Crop Protection, Inc. P. O. Box 18300 Greensboro, NC 27419  <input type="checkbox"/> Check if this is a new address	6. Expedited Review. In accordance with FIFRA Section 3(c)(3) (b)(i), my product is similar or identical in composition and labeling to:  EPA Reg. No. _____ Product Name _____	

**Section - II**

<input type="checkbox"/> Amendment - Explain below.	<input type="checkbox"/> Final printed labels in response to Agency letter dated _____
<input type="checkbox"/> Resubmission in response to Agency letter dated _____	<input type="checkbox"/> "Me Too" Application.
<input checked="" type="checkbox"/> Notification - Explain below.	<input type="checkbox"/> Other - Explain below.

**NOTIFICATION**

**OCT - 9 2009**

**Explanation:** Use additional page(s) if necessary. (For Section I and Section II.).

Notification of label change per PR Notice 2007-4. This Notification is consistent with the guidance of PR Notice 2007-4 and the requirements of EPA's regulations at 40 CFR §§156.10, 156.140, 156.144 156.146, and 156.156. No other changes have been made to the labeling or the Confidential Statement of Formula for this product. I understand that it is a violation of 18 U.S.C. Sec. 1001 to willfully make any false statement to EPA. I further understand that if the amended label is not consistent with the requirements of 40 CFR §§156.10, 156.140, 156.144, 156.146, and 156.156, this product may be in violation of FIFRA and I may be subject to enforcement action and penalties under sections 12 and 14 of FIFRA.

Syngenta is amending the Storage and Disposal section of the label by Notification according to the directions stated in PR Notice 2007-4.

**Section - III**

1. Material This Product Will Be Packaged In:				2. Type of Container	
Child-Resistant Packaging <input type="checkbox"/> Yes* <input type="checkbox"/> No	Unit Packaging <input type="checkbox"/> Yes <input checked="" type="checkbox"/> No	Water Soluble Packaging <input type="checkbox"/> Yes <input checked="" type="checkbox"/> No	<input type="checkbox"/> Metal <input checked="" type="checkbox"/> Plastic <input type="checkbox"/> Glass <input type="checkbox"/> Paper <input type="checkbox"/> Other (Specify) _____		
<b>*Certification must be submitted</b>		If "Yes" Unit Packaging wgt.	No. per Container	If "Yes" Unit Packaging wgt.	No. per container
3. Location of Net Contents Information <input checked="" type="checkbox"/> Label <input type="checkbox"/> Container		4. Size(s) Retail Container 2.5 gal., 30 gal., 264 gal., Bulk		5. Location of Label Directions <input checked="" type="checkbox"/> On Label <input type="checkbox"/> On Labeling accompanying product	
6. Manner in Which Label is Affixed to Product			<input type="checkbox"/> Lithograph	<input checked="" type="checkbox"/> Other	<u>Pressure Sensitive</u>
			<input type="checkbox"/> Paper glued		
			<input type="checkbox"/> Stenciled		

**Section - IV**

1. Contact Point (Complete items directly below for identification of individual to be contacted, if necessary, to process this application.)		
Name Pat Dinnen	Title Label Group Leader	Telephone No. (Include Area Code) 336-632-2494
Certification I certify that the statements I have made on this form and all attachments thereto are true, accurate and complete. I acknowledge that any knowingly false or misleading statement may be punishable by fine or imprisonment or both under applicable law.		6. Date Application Received (Stamped)
2. Signature <i>Pat Dinnen</i>	3. Title Regulatory Specialist	
4. Typed Name Pat Dinnen	5. Date April 22, 2009	

# Certification with Respect to Label Integrity

Version: 9/11/02

I certify that the information (including, but not limited to, text, tables, and graphics) contained in the electronic file identified below by file name and submitted with this certification is the same information as that on the paper copies of these documents included with this submission.

PROPOSED LABEL		
EPA Registration #	Date Submitted to EPA	Electronic file name
100-11178	04/22/2009	000100-01178.20090422.QUILT_PRN2007-4_APRIL2009.pdf

I certify that the statements that I have made on this form are true, accurate, and complete. I acknowledge that any knowingly false or misleading statements may be punishable by fine or imprisonment or both under applicable law.

*Pat Dinnen*

\_\_\_\_\_  
Signature

April 22, 2009


\_\_\_\_\_  
Date

Pat Dinnen

\_\_\_\_\_  
Name (typed)

Label Group Leader

\_\_\_\_\_  
Title



4/35

Syngenta Crop Protection, Inc.  
P.O. Box 18300  
Greensboro, NC 27419-8300  
www.syngenta.com



**FedEx**

April 22, 2009

Document Processing Desk (NOTIF)  
Office of Pesticide Programs (7504P)  
U.S. Environmental Protection Agency  
Room S-4900, One Potomac Yard  
2777 South Crystal Drive  
Arlington, VA 22202-4501

Attention: Ms. Linda Arrington

**SUBJECT: QUILT® FUNGICIDE  
EPA REG. NO. 100-11178  
NOTIFICATION OF LABEL CHANGE PER PR NOTICE 2007-4**

Syngenta Crop Protection, Inc. is submitting Notification for Quilt Fungicide, EPA Reg. No. 100-11178. Syngenta is amending the Storage and Disposal section of the label by Notification according to the directions stated in PR Notice 2007-4.

Attached are:

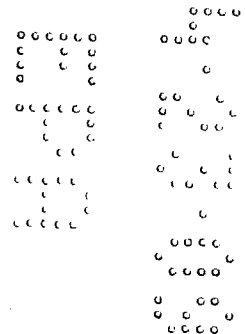
- One copy of the label with the changes clearly marked
- One unmarked copy of the label
- A CD of the unmarked copy of the label for "Electronic Comparison and Review"
- Certificate with Respect to Label Integrity Form
- Completed EPA Form 8570-1

Thank you in advance for approving this Notification. If you have any questions, please contact me at 336-632-2494.

Sincerely,

Pat Dinnen  
Label Group Leader  
Regulatory Affairs

Enclosures



BOOKLET

Quilt®

GROUP 3 | 11 FUNGICIDES

Fungicide

Broad spectrum fungicide for control of plant diseases

Active Ingredient:	
Azoxystrobin .....	7.0%
Propiconazole .....	11.7%
Other Ingredients:	81.3%
Total:	100.0%

Contains 1.04 lbs. a.i. propiconazole and 0.62 lb. a.i. azoxystrobin per gallon.

**NOTIFICATION**  
**OCT - 9 2009**

**KEEP OUT OF REACH OF CHILDREN.**

**WARNING/AVISO**

Si usted no entiende la etiqueta, busque a alguien para que se la explique a usted en detalle.  
(If you do not understand the label, find someone to explain it to you in detail.)


See additional precautionary statements and directions for use inside booklet.

EPA Reg. No. 100-1178

EPA Est. 100-NE-001

SCP 1178A-L6D 0209	[2.5 gallons Bkt/Base]
2.5 gallons	[Product ID 37115 – 2.5 Gal Bkt/Base]
Net Contents	

SCP 1178A-L7D 0209	[Bulk, 30 gal., 264 gal. – Bulk Bkt]
_____ gallons	[Product ID 37114 – Bulk Bkt],
Net Contents	[Product ID 37117 – 30 Gal. Bkt]
	[Product ID 37116 – 264 Gal. Bkt]



<b>FIRST AID</b>	
<b>If in eyes</b>	<ul style="list-style-type: none"> <li>• Hold eye open and rinse slowly and gently with water for 15-20 minutes.</li> <li>• Remove contact lenses, if present, after the first 5 minutes, then continue rinsing eye.</li> <li>• Call a poison control center or doctor for treatment advice.</li> </ul>
<b>If swallowed</b>	<ul style="list-style-type: none"> <li>• Call a poison control center or doctor immediately for treatment advice.</li> <li>• Have person sip a glass of water if able to swallow.</li> <li>• Do not induce vomiting unless told to do so by a poison control center or doctor.</li> <li>• Do not give anything by mouth to an unconscious person.</li> </ul>
Have the product container or label with you when calling a poison control center or doctor or going for treatment.	
<b>HOTLINE NUMBER</b> For 24 Hour Medical Emergency Assistance (Human or Animal) Or Chemical Emergency Assistance (Spill, Leak, Fire or Accident) Call <b>1-800-888-8372</b>	

---

**PRECAUTIONARY STATEMENTS**

---

**Hazards to Humans and Domestic Animals**

**WARNING/AVISO**

Causes substantial but temporary eye injury. Harmful if swallowed. Do not get in eyes or on clothing. Wash thoroughly with soap and water after handling.

**Personal Protective Equipment (PPE)**

Some materials that are chemically resistant to this product are listed below. If you want more options follow the instructions for Category A on an EPA chemical resistance category selection chart.

**Applicators and other handlers must wear:**

- Long-sleeved shirt and long pants
- Chemical resistant gloves made of any waterproof material such as polyvinyl chloride, nitrile rubber or butyl rubber
- Shoes plus socks
- Protective eyewear

Remove and wash contaminated clothing before reuse.

### **USER SAFETY RECOMMENDATIONS**

#### **Users should:**

- Wash hands before eating, drinking, chewing gum, using tobacco or using the toilet.
- Remove clothing immediately if pesticide gets inside. Then wash thoroughly and put on clean clothing.
- Remove PPE immediately after handling this product. Wash the outside of gloves before removing. As soon as possible, wash thoroughly and change into clean clothing.

### **Environmental Hazards**

Azoxystrobin can be persistent for several months or longer. Azoxystrobin has degradation products which have properties similar to chemicals which are known to leach through soil to ground water under certain conditions as a result of agricultural use. Use of this chemical in areas where soils are permeable, particularly where the water table is shallow, may result in ground water contamination.

Azoxystrobin and propiconazole are toxic to freshwater and estuarine/marine fish; and azoxystrobin is toxic to aquatic invertebrates. Do not apply directly to water except as specified on this label. For terrestrial uses, do not apply directly to water, or to areas where surface water is present or to intertidal areas below the mean high water mark. Drift and runoff may be hazardous to aquatic organisms in neighboring areas. Do not contaminate water when disposing of equipment washwater or rinsate.

Notify state and/or Federal authorities and Syngenta immediately if you observe any adverse environmental effects due to use of this product.

---

**CONDITIONS OF SALE AND LIMITATION OF WARRANTY AND LIABILITY**

---

**NOTICE:** Read the entire Directions for Use and Conditions of Sale and Limitation of Warranty and Liability before buying or using this product. If the terms are not acceptable, return the product at once, unopened, and the purchase price will be refunded.

The Directions for Use of this product must be followed carefully. It is impossible to eliminate all risks inherently associated with the use of this product. Crop injury, ineffectiveness or other unintended consequences may result because of such factors as manner of use or application, weather or crop conditions, presence of other materials or other influencing factors in the use of the product, which are beyond the control of SYNGENTA CROP PROTECTION, INC. or Seller. To the extent permitted by applicable law, Buyer and User agree to hold SYNGENTA and Seller harmless for any claims relating to such factors.

SYNGENTA warrants that this product conforms to the chemical description on the label and is reasonably fit for the purposes stated in the Directions for Use, subject to the inherent risks referred to above, when used in accordance with directions under normal use conditions. To the extent permitted by applicable law: (1) this warranty does not extend to the use of the product contrary to label instructions or under conditions not reasonably foreseeable to or beyond the control of Seller or SYNGENTA, and, (2) Buyer and User assume the risk of any such use. **TO THE EXTENT PERMITTED BY APPLICABLE LAW, SYNGENTA MAKES NO WARRANTIES OF MERCHANTABILITY OR OF FITNESS FOR A PARTICULAR PURPOSE NOR ANY OTHER EXPRESS OR IMPLIED WARRANTY EXCEPT AS WARRANTED BY THIS LABEL.**

To the extent permitted by applicable law, in no event shall SYNGENTA be liable for any incidental, consequential or special damages resulting from the use or handling of this product. **TO THE EXTENT PERMITTED BY APPLICABLE LAW, THE EXCLUSIVE REMEDY OF THE USER OR BUYER, AND THE EXCLUSIVE LIABILITY OF SYNGENTA AND SELLER FOR ANY AND ALL CLAIMS, LOSSES, INJURIES OR DAMAGES (INCLUDING CLAIMS BASED ON BREACH OF WARRANTY, CONTRACT, NEGLIGENCE, TORT, STRICT LIABILITY OR OTHERWISE) RESULTING FROM THE USE OR HANDLING OF THIS PRODUCT, SHALL BE THE RETURN OF THE PURCHASE PRICE OF THE PRODUCT OR, AT THE ELECTION OF SYNGENTA OR SELLER, THE REPLACEMENT OF THE PRODUCT.**

SYNGENTA and Seller offer this product, and Buyer and User accept it, subject to the foregoing Conditions of Sale and Limitation of Warranty and Liability, which may not be modified except by written agreement signed by a duly authorized representative of SYNGENTA.



## DIRECTIONS FOR USE

It is a violation of Federal law to use this product in a manner inconsistent with its labeling.

**FAILURE TO FOLLOW THE USE DIRECTIONS AND PRECAUTIONS ON THIS LABEL MAY RESULT IN PLANT INJURY OR POOR DISEASE CONTROL.**

Do not apply this product in a way that will contact workers or other persons, either directly or through drift. Only protected handlers may be in the area during application. For any requirements specific to your State or Tribe, consult the agency responsible for pesticide regulation.

### AGRICULTURAL USES

#### AGRICULTURAL USE REQUIREMENTS

Use this product only in accordance with its labeling and with the Worker Protection Standard; 40 CFR part 170. This Standard contains requirements for the protection of agricultural workers on farms, forests, nurseries, and greenhouses, and handlers of agricultural pesticides. It contains requirements for training, decontamination, notification, and emergency assistance. It also contains specific instructions and exceptions pertaining to the statements on this label about personal protective equipment (PPE), notification to workers, and restricted-entry interval. The requirements in this box only apply to uses of this product that are covered by the Worker Protection Standard.

**Do not enter or allow worker entry into treated areas during the restricted entry interval (REI) of 12 hours.**

PPE required for early entry to treated areas that is permitted under the Worker Protection Standard and that involves contact with anything that has been treated, such as plants, soil or water is:

- Coveralls
- Chemical resistant gloves made of any waterproof material such as polyvinyl chloride, nitrile rubber or butyl rubber
- Shoes plus socks
- Protective eyewear

---

### GENERAL INFORMATION

Quilt Fungicide is a broad spectrum, preventative fungicide with systemic and curative properties recommended for the control of many important plant diseases. Quilt may be applied as a foliar spray in alternating spray programs or in tank mixes with other crop protection products. All applications should be made according to the use directions that follow.

---

**GENERAL USE PRECAUTIONS**

---

Do not use in nurseries, greenhouses or landscape plantings.

The active ingredient(s) in this product may have effects on federally listed threatened and endangered species or critical habitat in some counties. When using this product, you must follow the measures contained in the County Bulletin for the county in which you are applying the pesticide. To determine whether your county has a bulletin consult [http://128.104.224.199/espp\\_front/view.jsp](http://128.104.224.199/espp_front/view.jsp). Bulletins also may be available from local pesticide dealers, extension offices, or State pesticide agencies.

---

**GENERAL USE INSTRUCTIONS**

---

**Application:** Thorough coverage is necessary to provide good disease control. Make up no more spray solution than is needed for application. Avoid spray overlap, as crop injury may occur.

**Efficacy:** Under certain conditions conducive to extended infection periods, use another registered fungicide for additional applications if maximum amount of Quilt has been used. If resistant isolates to Group 3 fungicides are present, efficacy can be reduced. The higher rates in the rate range and/or shorter spray intervals may be required under conditions of heavy infection pressure, highly susceptible varieties, or when environmental conditions conducive to disease exist.

**Rotational Crops:** Soybeans may be planted as a double crop following a cereal crop which has been treated with Quilt. Do not use hay, forage, or fodder from the soybean crop as any component of animal feed or bedding. Oats, rye and wild rice may be planted 45 days after Quilt application.

To avoid possible illegal residues, do not plant any other crop intended for food, grazing, or any component of animal feed or bedding within 105 days of Quilt application to the preceding crop, unless the second crop appears on this label.

**Crop Tolerance/Phytoxicity:** Quilt Fungicide demonstrates some phytotoxic effects when mixed with products that are formulated as EC's. These effects are enhanced if applications are made under cool, cloudy conditions and these conditions remain for several days following application. In addition, adjuvants that contain some form of silicone can contribute to phytotoxicity. Under certain environmental conditions, tank mixes of Quilt plus herbicides and/or fertilizers may cause crop injury in barley, triticale and wheat.

**ATTENTION**

Quilt is extremely phytotoxic to certain apple varieties:

**AVOID SPRAY DRIFT.** Extreme care must be used to prevent injury to apple trees (and apple fruit).

**DO NOT** spray Quilt where spray drift may reach apple trees.

**DO NOT** spray when conditions favor drift beyond area intended for application. Conditions which may contribute to drift include thermal inversion, wind speed and direction, sprayer nozzle/pressure combinations, spray droplet size, etc. Contact your State extension agent for spray drift prevention guidelines in your area.

**DO NOT** use spray equipment which has been previously used to apply Quilt to spray apple trees. Even trace amounts can cause unacceptable phytotoxicity to certain apple and crabapple varieties.

**AVOIDING SPRAY DRIFT IS THE RESPONSIBILITY OF THE APPLICATOR.**

**Spray Drift Management:** To avoid spray drift, do not apply when conditions favor drift beyond the target area. The interaction of many equipment and weather related factors determine the potential for spray drift. **AVOIDING SPRAY DRIFT AT THE APPLICATION SITE IS THE RESPONSIBILITY OF THE APPLICATOR.** More information on managing spray drift can be found on the Syngenta Crop Protection website under Stewardship.  
([http://www.syngentacropprotection-us.com/enviro/driftmanagement/index.asp?nav=drift\\_management](http://www.syngentacropprotection-us.com/enviro/driftmanagement/index.asp?nav=drift_management))

**Integrated Pest Management:** Quilt should be integrated into an overall disease and pest management strategy whenever the use of a fungicide is required. Cultural practices known to reduce disease development should be followed. The **SPECIFIC USE DIRECTIONS** section in this label identifies specific IPM recommendations for each crop. Consult your local agricultural authorities for additional IPM strategies established for your area. Quilt may be used in State Agricultural Extension advisory (disease forecasting) programs which recommend application timing based on environmental factors favorable for disease development.

---

**RESISTANCE MANAGEMENT**

---

**GROUP 3 | 11 FUNGICIDES**

Quilt Fungicide is a mixture of Group 3 (propiconazole) and Group 11 (azoxystrobin) fungicides. Quilt has two modes of action: (1) DMI (Demethylation Inhibitor of sterol biosynthesis) [Group 3], and (2) inhibitor of the Qo (quinone outside) site within the electron transport system (QoI) as well as disrupting membrane synthesis by blocking demethylation [Group 11]. Fungal pathogens can develop resistance to products with the same mode of action when used repeatedly. Because resistance development cannot be predicted, use of this product should conform to resistance management strategies established for the crop and use area. Consult your local or State agricultural authorities for resistance management strategies that are complementary to those in this label. Resistance management strategies may include rotating

and/or tank mixing with products having different modes of action or limiting the total number of applications per season. Syngenta encourages responsible resistance management to ensure effective long-term control of the fungal diseases on this label.

Follow the specific crop recommendations that limit the total number of sprays on a crop and the required alternations with fungicides from other resistance management groups. In situations requiring multiple sprays, develop season long spray programs for Group 11 (QoI) fungicides. The program should meet the goal of no more than  $\frac{1}{3}$  of the total sprays per season, when a Group 11 fungicide is used as a solo product, or  $\frac{1}{2}$  the total sprays when a Group 11 fungicide is used in a mixture. Programs that include both solo Group 11 products and/or mixes containing Group 11 products should be no more than  $\frac{1}{2}$  the total sprays.

Quilt should not be alternated or tank mixed with any fungicide to which resistance has already developed.

---

### SPRAY EQUIPMENT

---

Quilt may be applied with all types of spray equipment commonly used for making ground and aerial applications. Proper adjustments and calibration of spraying equipment to give good canopy penetration and coverage is essential for good disease control.

#### Nozzles

- Equip sprayers with nozzles that provide accurate and uniform application.
- Nozzles should be the same size and uniformly spaced across the boom.
- Calibrate sprayer before use.
- It is suggested that screens be used to protect the pump and to prevent nozzles from clogging.
- Screens placed on suction side of pump should be *16-mesh or coarser*.
- Do not place a screen in the recirculation line.
- Use 50-mesh or coarser screens between the pump and boom, and where required, at the nozzles.
- Check nozzle manufacturer's recommendations.

#### Pump

- Use a pump with capacity to:
  - (1) Maintain 35-40 psi at nozzles.
  - (2) Provide sufficient agitation in tank to keep mixture in suspension - this requires recirculation of 10% of tank volume per minute.
- Use a jet agitator or liquid sparge tube for agitation.
- Do not air sparge.

For more information on spray equipment and calibration, consult sprayer manufacturers and state recommendations. For specific local directions and spray schedules, consult the current state agricultural recommendations.

---

### MIXING INSTRUCTIONS

---

- Prepare no more spray mixture than is required for the immediate operation.
- Thoroughly clean spray equipment before using this product.
- Agitate the spray solution before and during application.

- Rinse spray tank thoroughly with clean water after each day's use and dispose of pesticide rinsate by application to an already treated area.

**Quilt Alone (no tank mix):**

- Add  $\frac{1}{2}$ - $\frac{2}{3}$  of the required amount of water to the spray or mixing tank.
- With the agitator running, add Quilt to the tank.
- Continue agitation while adding the remainder of the water.
- Begin application of the spray solution after Quilt has completely dispersed into the mix water.
- Maintain agitation until all of the mixture has been sprayed.

**Quilt + Tank Mixtures:** Quilt is usually compatible with all tank mix partners listed on this label. Do not combine Quilt in the spray tank with pesticides, surfactants, or fertilizers, unless compatibility charts or your own prior use has shown that the combination is physically compatible, effective, and noninjurious to the crop under your conditions of use. To determine the physical compatibility of Quilt with other products, use a jar test. Using a quart jar, add the proportionate amounts of the products to 1 qt. of water. Add wettable powders and water dispersible granular products first, then liquid flowables (suspoemulsions), and emulsifiable concentrates last. After thoroughly mixing, let stand for at least 5 minutes. If the combination remains mixed or can be remixed readily, it is physically compatible. Once compatibility has been proven, use the same procedure for adding required ingredients to the spray tank.

**Mixing in the Spray Tank**

- Add  $\frac{1}{2}$ - $\frac{2}{3}$  of the required amount of water to the spray or mixing tank.
- With the agitator running, add the tank mix partner(s) into the tank in the same order as described above in the "Quilt + Tank Mixtures" section.
- Allow the material to completely dissolve and disperse into the mix water. Continue agitation while adding the remainder of the water and the Quilt to the spray tank.
- Allow Quilt to completely disperse.
- Spray the mixture with the agitator running.
- Observe all directions for use, crops/sites, use rates, dilution ratios, precautions, and limitations which appear on the tank mix product label.
- No label dosage rate may be exceeded, and the most restrictive label precautions and limitations must be followed.
- This product may not be mixed with any product which prohibits such mixing.

---

**APPLICATION PROCEDURES**

---

Avoid application under conditions when uniform coverage cannot be obtained or when excessive spray drift may occur. Do not apply in a manner that will result in exposure to humans or animals.

**Ground Application:**

- For field crops (non-trees), apply in a minimum of 10 gallons of water per acre unless specified otherwise.
- For tree crops, apply in a minimum of 50 gallons of water per acre unless specified otherwise.

**Aerial Application:**

- Use only on crops where aerial applications are indicated.
- For field crops (non-trees), apply in a minimum spray volume of 2 gallons per acre unless specified otherwise.
- For tree crops, apply in a minimum of 10 gallons of water per acre unless specified otherwise.
- Do not apply via ULV.

**Application Through Irrigation Systems (Chemigation)**

- Use only on crops for which chemigation is specified on this label.
- Apply this product only through center pivot, solid set, hand move, or moving wheel irrigation systems. Do not apply this product through any other type of irrigation system.
- Crop injury, lack of effectiveness, or illegal pesticide residues in the crop can result from non-uniform distribution of treated water.
- Apply in 0.1-0.25 inches per acre of water. Excessive water may reduce efficacy.
- If you have questions about calibration, you should contact State Extension Service specialists, equipment manufacturers, or other experts.
- Do not connect an irrigation system (including greenhouse systems) used for pesticide application to a public water system, unless the pesticide label-prescribed safety devices for public water systems are in place.
- A person knowledgeable of the chemigation system and responsible for its operation, or under the supervision of the responsible person, shall shut the system down and make necessary adjustments should the need arise.

**Note:** Do not inject Quilt at full strength or deterioration of valves and seals may occur. Use a dilution ratio of at least 10 parts water to 1 part Quilt. Quilt is corrosive to many seal materials. Leather seals are best. EPDM or silicone rubber seals can be used, but should be replaced once a year. Do not use Viton, Buna-N, Neoprene, or PVC seals.

---

**APPLICATION INSTRUCTIONS**

---

Apply Quilt Fungicide at rates and timings as described in this label.

**Directions for Use Through Sprinkler and Drip Chemigation Systems (Apply Quilt only to crops for which chemigation is specified on this label):**

**Spray Preparation:** Chemical tank and injector system should be thoroughly cleaned. Flush system with clean water.

**Use Precautions for Sprinkler and Drip Irrigation Applications**

**Sprinkler Irrigation:** Apply this product through sprinkler irrigation systems including center pivot, lateral move, end tow, side [wheel] roll, traveler, big gun, solid set, drip (trickle), or hand move irrigation systems. Do not apply this product through any other type of irrigation system except as specified on this label.

Apply with center pivot or continuous-move equipment distributing ½ acre-inch or less during treatment. In general, use the least amount of water required for proper distribution and coverage. If stationary systems (solid set, handlines or wheel lines other than continuous-move) are used, this product should be injected into no more than the last 20-30 minutes of the

set. Do not apply when winds are greater than 10-15 mph to avoid drift or wind skips. Do not apply when wind speed favors drift beyond the area intended for treatment. Plant injury, lack of effectiveness, or illegal pesticide residues in the crop can result from non-uniform treated water. Thorough coverage of foliage is required for good control. Good agitation should be maintained during the entire application period.

If you have questions about calibration you should contact State Extension Service specialist, equipment manufacturers or other experts.

The system must contain a functional check valve, vacuum relief valve, and low-pressure drain appropriately located on the irrigation pipeline to prevent water-source contamination from backflow.

The pesticide injection pipeline must contain a functional, automatic, quick-closing check valve to prevent the flow of fluid back toward the injection pump.

The pesticide injection pipeline must also contain a functional, normally closed, solenoid-operated valve located on the intake side of the injection pump and connected to the system interlock to prevent fluid from being withdrawn from the supply tank when the irrigation system is either automatically or manually shut down.

The system must contain functional interlocking controls to automatically shut off the pesticide injection pump when the water pump motor stops.

The irrigation line or water pump must include a functional pressure switch which will stop the water pump motor when the water pressure decreases to the point where pesticide distribution is adversely affected.

Systems must use a metering pump, such as a positive displacement injection pump (e.g., diaphragm pump) effectively designed and constructed of materials that are compatible with pesticides and capable of being fitted with a system interlock.

Allow sufficient time for pesticide to be flushed through all lines and all nozzles before turning off irrigation water. A person knowledgeable of the chemigation system and responsible for its operation, or under the supervision of the responsible person, shall shut the system down and make necessary adjustments should the need arise.

Do not connect an irrigation system (including greenhouse systems) used for pesticide application to a public water system unless the pesticide label-prescribed safety devices for public water systems are in place.

### **Specific Instructions for Public Water Systems**

1. Public water system means a system for the provision to the public of piped water for human consumption if such system has at least 15 service connections or regularly serves an average of at least 25 individuals daily at least 60 days out of the year.
2. Chemigation systems connected to public water systems must contain a functional, reduced-pressure zone, back-flow preventer (RPZ) or the functional equivalent in the water supply line upstream from the point of pesticide introduction. As an option to the RPZ, the water from the public water system should be discharged into a reservoir tank

prior to pesticide introduction. There shall be a complete physical break (air gap) between the outlet end of the fill pipe and the top or overflow rim of the reservoir tank of at least twice the inside diameter of the fill pipe.

3. The pesticide injection pipeline must contain a functional, automatic, quick-closing check valve to prevent the flow of fluid back toward the injection pump.
4. The pesticide injection pipeline must contain a functional, normally closed, solenoid-operated valve located on the intake side of the injection pump and connected to the system interlock to prevent fluid from being withdrawn from the supply tank when the irrigation system is either automatically or manually shut down.
5. The system must contain functional interlocking controls to automatically shut off the pesticide injection pump when the water pump motor stops, or in cases where there is no water pump, when the water pressure decreases to the point where pesticide distribution is adversely affected.
6. Systems must use a metering pump, such as a positive displacement injection pump (e.g., diaphragm pump) effectively designed and constructed of materials that are compatible with pesticides and capable of being fitted with a system interlock.
7. Do not apply when wind speed favors drift beyond the area intended for treatment.



Directions for Use:

Crop	Target Diseases	Use Rate fl. oz. product/A	Remarks
Carrots	Early Blight ( <i>Cercospora carotae</i> ) Powdery Mildew ( <i>Erysiphe polygoni</i> )  Suppression of Late Blight ( <i>Alternaria dauci</i> )	14	Apply 14 oz. of Quilt when conditions favor disease development. Continue applications on a 7 – 10 day interval, using the shorter interval when disease conditions are severe. Make no more than one application before alternating to a non-Group 11 fungicides.

**Application Instructions:** Quilt may be applied by ground (minimum of 15 gals./A) or aerial application (minimum of 5 gals./A).

**Specific Use Restrictions:**

- 1) Do not apply more than 55 fl. oz./A /season of Quilt per crop.
- 2) Do not apply more than 0.45 lb. a.i. of propiconazole containing products/A/season.
- 3) Do not apply more than 2.0 lbs. a.i. of azoxystrobin containing products/A/season.
- 4) Do not apply within 14 days of harvest.

17/35

Crop	Target Diseases	Use Rate fl. oz. product/A	Remarks
Celery	Early Blight ( <i>Cercospora apii</i> ) Late Blight ( <i>Septoria apicola</i> )	14	Apply Quilt on a 7-10 day schedule in alternation with Tilt® alone or another product with a different mode of action than Group 11 fungicides.

**Application Instructions:** Quilt may be applied by ground, air (5 gals./A minimum) or chemigation.

**Specific Use Restrictions:**

- 1) Do not apply within 14 days of harvest.
- 2) Do not apply more than 56 fl. oz./A/season.
- 3) Do not apply more than 0.45 lb. a.i. propiconazole containing products/A/season.
- 4) Do not apply more than 1.5 lbs. a.i. azoxystrobin containing products/A/season.

18/35

Crop	Target Diseases	Use Rate fl. oz. product/A	Remarks
Cereals Wheat  See next section for other cereals	<b>Early season suppression of:</b> Powdery Mildew <i>(Blumeria spp., Erysiphe spp.)</i> Leaf Blight <i>(Septoria tritici)</i> Glume Blotch <i>(Stagonospora nodorum)</i> Tan Spot <i>(Pyrenophora tritici-repentis)</i>	7 – 14	Apply Quilt in the spring for suppression of early season diseases. Follow up with a second application (see below) for full season control.
	<b>Control of Leaf Diseases:</b> Rust <i>(Puccinia spp.)</i> Powdery Mildew <i>(Blumeria spp., Erysiphe spp.)</i> Leaf Blight <i>(Septoria tritici)</i> Glume Blotch <i>(Stagonospora nodorum)</i> Tan Spot <i>(Pyrenophora tritici-repentis)</i> Helminthosporium Leaf Blight <i>(Drechslera tritici-repentis)</i> Spot Blotch <i>(Bipolaris sorokiniana)</i> Net Blotch <i>(Pyrenophora teres)</i> Kernel Blight <i>(Alternaria spp.)</i>	10.5 - 14	Protecting the flag leaf is important for maximizing the potential yield. Highest yields are normally obtained when Quilt is applied when the flag leaf is 50% to fully emerged. If disease pressure is low, 10.5 fl. oz./A may be applied.  Applications may be made no closer than a 14-day interval.  Quilt can be applied through full head emergence (Feekes growth stage 10.5). Do not apply after this stage to avoid possible illegal residues.
	Foot Rot/Eyespot <i>(Tapesia spp.)</i>	14	Apply full rate of Quilt plus half the rate recommended of other EPA registered fungicides such as Topsin® M. Apply at tillering but before elongation has occurred.

**Application Instructions:** Quilt is most effective when applied and allowed to dry before a rainfall. For best results, sufficient coverage is very important. Use a higher water volume for aerial application (greater than 2 GPA) if equipment and/or conditions would not provide good coverage.. Quilt may be applied by ground, air, or chemigation.

**Specific Use Restrictions:**

- 1) Do not apply more than 2 applications/A/season.
- 2) Do not apply after Feekes 10.5.
- 3) Do not harvest within 30 days for forage or hay.
- 4) Do not apply more than 28.0 fl. oz./A/season of Quilt.
- 5) Do not apply more than 0.22 lb. a.i. propiconazole containing products/A/season.
- 6) Do not apply more than 0.40 lb. a.i. azoxystrobin containing products/A/season.
- 7) Under certain environmental conditions, tank mixes of Quilt plus herbicides and/or fertilizers may cause crop injury.

19/35

Crop	Target Diseases	Use Rate fl. oz. product/A	Remarks
Cereals Barley Triticale	<b>Early season suppression of:</b> Powdery Mildew ( <i>Blumeria</i> spp., <i>Erysiphe</i> spp.) Leaf Blight ( <i>Septoria tritici</i> ) Glume Blotch ( <i>Stagonospora nodorum</i> ) Tan Spot ( <i>Pyrenophora tritici-repentis</i> )	7 - 14	Apply Quilt in the spring for suppression of early season diseases. Follow up with a second application (see below) for full season control.
	<b>Control of Leaf Diseases:</b> Rust ( <i>Puccinia</i> spp.) Powdery Mildew ( <i>Blumeria</i> spp., <i>Erysiphe</i> spp.) Leaf Blight ( <i>Septoria tritici</i> ) Glume Blotch ( <i>Stagonospora nodorum</i> ) Tan Spot ( <i>Pyrenophora tritici-repentis</i> ) Helminthosporium Leaf Blight ( <i>Drechslera tritici-repentis</i> ) Spot Blotch ( <i>Bipolaris sorokiniana</i> ) Barley Scald ( <i>Rhynchosporium secalis</i> ) Barley Stripe ( <i>Pyrenophora graminea</i> ) Net Blotch ( <i>Pyrenophora teres</i> ) Kernel Blight ( <i>Alternaria</i> spp.)	10.5 - 14	Protecting the flag leaf is important for maximizing the potential yield. Highest yields are normally obtained when Quilt is applied when the flag leaf is 50% to fully emerged. If disease pressure is low, 10.5 fl. oz./A may be applied.  Applications may be made no closer than a 14-day interval.  Quilt can be applied up to 45 days prior to harvest.
	Foot Rot/Eyespot ( <i>Tapesia</i> spp.)	14	Apply full rate of Quilt plus half the rate recommended of other EPA registered fungicides such as Topsin® M. Apply at tillering but before elongation has occurred.

**Application Instructions:** Quilt is most effective when applied and allowed to dry before a rainfall. For best results, sufficient coverage is very important. Use a higher water volume for aerial application (greater than 2 GPA) if equipment and/or conditions would not provide good coverage.. Quilt may be applied by ground, air, or chemigation.

**Specific Use Restrictions:**

- 1) Do not apply more than 2 applications/A/season.
- 2) Do not apply within 45 days of harvest.
- 3) Do not harvest within 30 days for forage or hay.
- 4) Do not apply more than 28.0 fl. oz./A/season of Quilt.
- 5) Do not apply more than 0.22 lb. a.i. propiconazole containing products/A/season.
- 6) Do not apply more than 0.40 lb. a.i. azoxystrobin containing products/A/season.
- 7) Under certain environmental conditions, tank mixes of Quilt plus herbicides and/or fertilizers may cause crop injury.

20/35

Crop	Target Diseases	Use Rate fl. oz. product/A	Remarks
<p><b>Citrus Fruit (non-bearing)</b></p> <p>Calamondin Citron Citrus hybrids Grapefruit Kumquat Lemon Lime Mandarin Orange (sour and sweet) Pummelo Satsuma mandarin Tangerine Including all cultivars and/or hybrids of these</p>	<p>Greasy Spot (<i>Mycosphaerella citri</i>)</p>	<p>20.5 - 27.5</p>	<p>Apply Quilt up to 2 times during June, July, or August. The other sprays may be Orbit® alone or another product with a different mode of action than Group 11 fungicides.</p> <p>Quilt may be applied by ground, air or chemigation.</p> <p>Do not use Quilt in citrus plant propagation nurseries.</p>

**Specific Use Restrictions:**

- 1) To avoid possible illegal residues, do not apply to citrus that will bear harvestable fruit within 12 months.
- 2) Do not apply more than 0.68 lb. a.i. propiconazole containing products/A/year.
- 3) Do not apply more than 1.5 lbs. a.i. azoxystrobin containing products/A/year.

21/35

Crop	Target Diseases	Use Rate fl. oz. product/A	Remarks
Corn Field Pop (Includes Seed Production)	Northern Corn Leaf Blight ( <i>Setosphaeria turcica</i> ) Northern Corn Leaf Spot ( <i>Cochliobolus carbonum</i> ) Southern Corn Leaf Blight ( <i>Cochliobolus heterostrophus</i> )  also known as Helminthosporium leaf blights ( <i>H. maydis, H. turcicum, H. carbonum</i> )	7 - 14	<p><b>Note:</b> Applications prior to tasseling may impose stress on the plant that could inhibit proper kernel development, especially under environmentally stressful conditions.</p> <p>For leaf blights apply Quilt when disease first appears. Continue on a 7 to 14 day schedule. Use the low rate when disease pressure is low. Under heavy disease pressure or if conditions are favorable for disease, apply the highest labeled rate.</p> <p>Apply no more than 2 applications of Quilt or any other Group 11 fungicide per year.</p>
	Anthracnose leaf blight ( <i>Colletotrichum graminicola</i> ) Rusts ( <i>Puccinia</i> spp.) Gray Leafspot ( <i>Cercospora zeaе-maydis</i> ) Eye Spot ( <i>Aureobasidium zeaе</i> )	10.5 - 14	<p>Apply Quilt when disease first appears. If conditions favorable for disease persist, continue to apply on a 14-day schedule. Under heavy disease pressure or if conditions are favorable for disease, apply the highest labeled rate.</p> <p>Apply no more than 2 applications of Quilt or any other Group 11 fungicide per year.</p>

**Application Instructions:** Quilt is most effective when applied and allowed to dry before a rainfall. For best results, sufficient coverage is very important. Use a higher water volume for aerial application (greater than 2 GPA) if equipment and/or conditions would not provide good coverage. Quilt may be applied by ground, air, or chemigation.

**Specific Use Restrictions:**

- 1) Do not apply within 30 days of harvest for forage, grain, or stover.
- 2) Do not apply more than 56 fl. oz./A/season of Quilt.
- 3) Do not apply more than 28 fl. oz. (0.224 lb. a.i. propiconazole) for field corn harvested for forage.
- 4) Do not apply more than 0.45 lb. a.i. propiconazole containing products/A/season.
- 5) Do not apply more than 2.0 lbs. a.i. azoxystrobin containing products/A/season.

55/100

Crop	Target Diseases	Use Rate fl. oz. product/A	Remarks
Corn, Sweet Sweet corn (Includes Seed Production)	Northern Corn Leaf Blight ( <i>Setosphaeria turcica</i> ) Northern Corn Leaf Spot ( <i>Cochliobolus carbonum</i> ) Southern Corn Leaf Blight ( <i>Cochliobolus heterostrophus</i> )  also known as Helminthosporium leaf blights ( <i>H. maydis, H. turcicum, H. carbonum</i> )	7 - 14	For leaf blights apply Quilt when disease first appears. Continue on a 7 to 14 day schedule. Use the low rate when disease pressure is low. Under heavy disease pressure or if conditions are favorable for disease, apply the high rate.  Alternate applications of Quilt with Tilt or another product with a different mode of action than Group 11 fungicides.
	Anthracnose leaf blight ( <i>Colletotrichum graminicola</i> ) Rusts ( <i>Puccinia</i> spp.) Gray Leafspot ( <i>Cercospora zea-maydis</i> ) Eye Spot ( <i>Aureobasidium zea</i> )	10.5 - 14	Apply Quilt when disease first appears. If conditions favorable for disease persist, continue to apply on a 14-day schedule.  Alternate applications of Quilt with Tilt or another product with a different mode of action than Group 11 fungicides.

**Application Instructions:** Quilt is most effective when applied and allowed to dry before a rainfall. For best results, sufficient coverage is very important. Use a higher water volume for aerial application (greater than 2 GPA) if equipment and/or conditions would not provide good coverage. Quilt may be applied by ground, air, or chemigation.

**Specific Use Restrictions:**

- 1) Do not apply more than 56 fl. oz./A/season of Quilt.
- 2) Do not apply to sweet corn within 14 days of harvest for ears or forage.
- 3) Do not apply more than 0.45 lb. a.i. propiconazole containing products/A/season.
- 4) Do not apply more than 2.0 lbs. a.i. azoxystrobin containing products/A/season.

23/35

Crop	Target Diseases	Use Rate fl. oz. product/A	Remarks
Grasses (grown for seed)	Rusts ( <i>Puccinia</i> spp.) Powdery Mildew ( <i>Erysiphe graminis</i> ) Selenophoma Stem Eyespot ( <i>Selenophoma</i> spp.) Ergot Stem Diseases	14 - 27.5	Apply Quilt when powdery mildew infections, <i>Selenophoma</i> infections, and/or rust pustules are noticeable and increasing in number in late spring or early summer. To maximize control of severe rust pressure, apply 27.5 fl. oz./A (except bluegrass apply 14 fl. oz./A) and make applications at 14-day intervals until the seed is mature. Make the last application at least 20 days before seed matures. For bluegrass, it is important to begin application early in the growing season.  Make no more than 2 sequential applications of a Group 11 fungicide before alternating to another product with a different mode of action than Group 11 fungicides.

**Application Instructions:** Apply Quilt in a minimum of 20 gals. of water per acre for ground application, or in a minimum of 10 gals. of water per acre for aerial application. Quilt may also be applied by chemigation.

**Specific Use Restrictions:**

- 1) Do not feed hay cut within 20 days of the last application.
- 2) Do not graze treated areas within 140 days of the last application.
- 3) Do not apply more than 110 fl. oz./A/season of Quilt.
- 4) Do not apply more than 0.90 lb. a.i. propiconazole containing products/A/season.
- 5) Do not apply more than 0.75 lb. a.i. azoxystrobin containing products/A/season.
- 6) Use is limited to Idaho, Minnesota, Nebraska, Oregon, and Washington only.

24/35



Crop	Target Diseases	Use Rate fl. oz. product/A	Remarks
Mint Peppermint Spearmint	Rust ( <i>Puccinia menthae</i> ) Powdery Mildew ( <i>Erysiphe</i> spp.)	14	Begin applications when the plants are 2 - 4 inches high or when conditions become favorable for disease development. Make a second application 14 days after the first application.

**Application Directions:** Quilt may be applied by ground (minimum of 20 gals./A), air (minimum of 5 gals./A), or chemigation.

**Specific Use Restrictions:**

- 1) Do not apply more than 27.6 fl. oz./A /season of Quilt per crop.
- 2) Do not apply more than 0.22 lb. a.i. of propiconazole containing products/A/season.
- 3) Do not apply more than 0.75 lb. a.i. of azoxystrobin containing products/A/season.
- 4) Do not apply within 30 days of harvest.

25/35

Crop	Target Diseases	Use Rate fl. oz. product/A	Remarks
<p><b>Onions</b>                      Onions (dry)                      Onions (green)                      Garlic                      Scallions                      Shallots</p> <p>And/or cultivars or hybrids of these.</p> <p>See below for additional onion types.</p>	<p>Purple Blotch                      (<i>Alternaria porri</i>)                      Suppression of Botrytis Leaf Blight                      (<i>Botrytis squamosa</i>)                      Rust                      (<i>Puccinia allii</i>)                      Cladoporium Leaf Blotch                      (<i>C. allii</i>)</p>	<p>14 – 27.5</p>	<p>Begin applications when conditions favor disease development and continue on a 7 - 10 day interval. Use the higher rate and shorter interval when disease conditions are severe. Make only 1 application before alternating to a non-Group 11 fungicide.</p>

Onions (dry bulb): Shallots (dry bulb)

Onions (green): Shallots (green), Eschalots (green), Japanese bunching onions, Leeks, Spring onions

**Application Instructions:** Quilt may be applied by ground (15 gals./A minimum) or aerial application (minimum of 5 gals./A).

**Specific Use Restrictions:**

- 1) Do not apply more than 55.3 fl. oz./A /season of Quilt per crop.
- 2) Do not apply more than 0.45 lb. a.i. of propiconazole containing products/A/season.
- 3) Do not apply more than 1.5 lbs. a.i. of azoxystrobin containing products/A/season.
- 4) Do not apply within 14 days of harvest on dry bulb onions.
- 5) Quilt may be applied at 0 day PHI (day of harvest) for green onion types.

26/35

Crop	Target Diseases	Use Rate fl. oz. product/A	Remarks
Pecans	Pecan Scab ( <i>Cladosporium caryigenum</i> ) Anthracnose ( <i>Glomerella cingulata</i> ) Downy Spot ( <i>Mycosphaerella caryigena</i> ) Liver Spot ( <i>Gnomonia caryae pv pecanae</i> ) Vein Spot ( <i>Gnomonia nerviseda</i> ) Zonate Leaf Spot ( <i>Cristulariella moricola</i> ) Powdery Mildew ( <i>Microsphaera penicillata</i> )	14 – 27.5	Pecan scab: Apply 14 – 27.5 fl. oz./A Quilt on a 14 day schedule during bud break and pre-pollination sprays. Apply 20 – 28 fl. oz./A during nut formation and cover sprays. Use higher rates when disease pressure is heavier. Do not apply after shuck split.  Other foliar diseases: Quilt may be applied for control of mid to late season foliar diseases at 14 – 20.5 fl oz /A with other pecan products labeled for these diseases. Observe all directions, precautions, and limitations for the other products. Make no more than two sequential applications of a Group 11 fungicide before alternating to another product with a different mode of action than Group 11 fungicides. Do not apply after shuck split.

**Application Instructions:** Quilt may be applied by ground or air (minimum of 20 gals./A). Ground applications should be applied in sufficient water to provide for full coverage.

**Specific Use Restrictions:**

- 1) Do not apply more than 122 fl. oz./A/season of Quilt.
- 2) Do not apply after shuck split or within 45 days of harvest, whichever is first.
- 3) Do not graze livestock in treated areas or cut treated cover crops for feed.
- 4) Do not apply more than 0.9 lb. a.i. propiconazole containing products/A/season.
- 5) Do not apply more than 1.2 lbs. a.i. azoxystrobin containing products/A/season.

The active ingredient(s) in this product may have effects on federally listed threatened and endangered species or critical habitat in some counties. When using this product, you must follow the measures contained in the County Bulletin for the county in which you are applying the pesticide. To determine whether your county has a bulletin consult [http://128.104.224.199/espp\\_front/view.jsp](http://128.104.224.199/espp_front/view.jsp). Bulletins also may be available from local pesticide dealers, extension offices, or State pesticide agencies.

Crop	Target Diseases	Use Rate fl. oz. product/A	Remarks
Rice	Sheath Blight <i>(Rhizoctonia solani)</i> Brown Leaf Spot <i>(Helminthosporium oryzae)</i> Narrow Brown Leaf Spot <i>(Cercospora oryzae)</i> Leaf Smut <i>(Entyloma oryzae)</i> Sheath Spot <i>(Rhizoctonia oryzae)</i> Kernel Smut <i>(Tilletia barclayana)</i> Aggregate Sheath Spot <i>(Rhizoctonia oryzae-sativa)</i> Leaf Blast <i>(Pyricularia grisea)</i> Black Sheath Rot <i>(Gaeumannomyces graminis)</i> Stem Rot <i>(Sclerotium oryzae)</i> <b>For disease suppression of:</b> False Smut <i>(Ustilaginoidea virens)</i>	14 - 34.5	Timing of Quilt application will depend on disease severity, disease complex and rice variety/growth stage. Consult local extension experts for local economic thresholds established for various rice varieties and diseases.  Quilt should be applied at 28 - 34.5 fl. oz./A prior to or in the early stages of disease development. If disease reappears, use another fungicide for the second application. For leaf blast control, use a minimum of 34.5 oz./A. For neck or panicle blast, additional applications of Quadris® may be made (refer to Quadris label).  Tank mix option: Apply 14 - 20.5 fl. oz./A of Quilt in a tank mix with Quadris or other fungicides for control of rice diseases. A minimum of 0.15 lb. a.i./A azoxystrobin should be in the tank mix (see Quilt rate conversion table at the end of the label).  Make no more than 2 applications of a Group 11 fungicide per year.

**Application Instructions:** Applications may be made by air only. For aerial application, volumes should be 5 - 10 GPA. An adjuvant may be added at recommended rates to improve canopy coverage and penetration while reducing evaporation and drift.

**Specific Use Restrictions:**

- 1) Do not apply within 35 days of harvest.
- 2) Do not apply to stubble or ratoon crop rice.
- 3) Do not use in rice fields where commercial farming of crayfish will be practiced.
- 4) Do not drain water from treated rice fields into ponds used for commercial fish farming.
- 5) Do not use water drained from treated fields to irrigate other crops.
- 6) Do not apply more than 41 fl. oz./A/season of Quilt.
- 7) Do not apply more than 0.34 lb. a.i. propiconazole containing products/A/season.
- 8) Do not apply more than 0.70 lb. a.i. azoxystrobin containing products/A/season.
- 9) Do not release floodwater within 14 days of an application.

The active ingredient(s) in this product may have effects on federally listed threatened and endangered species or critical habitat in some counties. When using this product, you must follow the measures contained in the County Bulletin for the county in which you are applying the pesticide. To determine whether your county has a bulletin consult [http://128.104.224.199/espp\\_front/view.jsp](http://128.104.224.199/espp_front/view.jsp). Bulletins also may be available from local pesticide dealers, extension offices, or State pesticide agencies.

28/35

Crop	Target Diseases	Use Rate fl. oz. product/A	Remarks
Sorghum	Anthracnose <i>(Colletotrichum graminicola)</i> Gray leaf spot <i>(Cercospora sorghi)</i> Ergot <i>(Claviceps sorghi)</i>	14	<p><b>For foliar diseases,</b> Quilt applications should begin prior to disease development. Applications may be made by ground, air or chemigation.</p> <p><b>For ergot:</b> Make the first application at or just prior to flowering. Repeat on a 5-7 day interval. Apply up to 4 times.</p> <p><b>Resistance Management:</b> Do not apply more than two sequential applications of Quilt or other Group 11 containing fungicides before alternation with a fungicide that is not in Group 11.</p>

**Application Instructions:** Quilt is most effective when applied and allowed to dry before a rainfall. For best results, sufficient coverage is very important. Use a higher water volume for aerial application (greater than 2 GPA) if equipment and/or conditions would not provide good coverage. Quilt may be applied by ground, air or chemigation.

**Specific Use Restrictions:**

- 1) Do not apply more than 55 oz of Quilt/A per season
- 2) Do not apply more than 0.22 lb propiconazole a.i./A (27.5 oz Quilt) on sorghum harvested for forage.
- 3) Do not apply more than 0.45 lb. a.i. propiconazole containing product/A/season.
- 4) For grain and stover, do not apply more than 0.75 lbs. a.i./A per season of azoxystrobin-containing products.
- 5) For forage, do not apply more than 0.5 lbs. a.i./A per season of azoxystrobin-containing products.
- 6) Do not graze livestock or cut for green chop or silage within 30 days of application.
- 7) Do not apply within 30 days of harvest for forage
- 8) Do not apply within 21 days of harvest for grain and stover.

SS/ve

Crop	Target Diseases	Use Rate fl. oz. product/A	Remarks
Soybeans	Aerial Web Blight ( <i>Rhizoctonia solani</i> ) Anthracnose ( <i>Colletotrichum truncatum</i> ) Brown Spot ( <i>Septoria glycines</i> ) Frogeye Leafspot ( <i>Cercospora sojina</i> ) Soybean Rust ( <i>Phakopsora pachyrhizi</i> ) Alternaria Leafspot ( <i>Alternaria</i> spp.) Cercospora Blight and Leaf Spot ( <i>C. kickuchii</i> ) Pod and Stem Blight ( <i>Diaporthe</i> spp.)	14 – 20.5	<p>Aerial Web Blight: Apply 14 - 20.5 fl. oz./A at the first appearance of disease and repeat the application 14 - 21 days later. Under severe disease conditions use the higher rate and shorter interval.</p> <p>Other foliar diseases (except rust): Apply 20.5 fl. oz./A at growth stage R3 (early pod set when pods are 1/8-1/4 inch long) and 14 - 21 days later at growth stage R5 (pod fill).</p> <p>Soybean Rust: Apply 14 - 20.5 fl. oz./A at first indication that disease is in the area. For best control, preventive applications work best. Repeat on a 14 - 21 day interval. Use higher rate and shorter interval when disease is present in the field and incidence is less than 2% (2 plants in 100 are infected). If incidence is greater than this or if disease is in mid canopy, control will not be acceptable. Scouting for the disease and/or being aware of the proximity of the disease via monitoring systems will aid in the proper timing to maximize the effectiveness of the fungicide applications.</p> <p>On certain varieties, Quilt applications may cause crinkled, smaller and/or greener leaves. Yields of beans displaying these characteristics have not been reduced due to Quilt treatments.</p>

**Application Instructions:** Quilt is most effective when applied and allowed to dry before a rainfall. For best results, sufficient coverage is very important. Use a higher water volume for aerial application (greater than 2 GPA) if equipment and/or conditions would not provide good coverage. Quilt may be applied by ground, air or chemigation.

**Specific Use Restrictions:**

- 1) Do not apply more than 42 fl. oz./A/season of Quilt.
- 2) Do not apply more than 0.34 lb. a.i. of propiconazole containing products/A/season.
- 3) Do not apply more than 1.5 lbs. a.i. of azoxystrobin containing products/A/season.
- 4) Do not apply within 21 days of harvest for seed and 0 days for forage and hay.

30/35

Quilt Rate Conversion Table

Fl. oz./A	Lb. a.i./A Propiconazole	Lb. a.i./A Azoxystrobin	Treated acres per gallon product
7	0.056	0.034	18.3
14	0.113	0.070	9.1
20.5	0.167	0.100	6.2
27.5	0.224	0.134	4.6
34.5	0.280	0.169	3.7

---

**STORAGE AND DISPOSAL**


---

Do not contaminate water, food or feed by storage or disposal.

**Pesticide Storage**

Store in original containers only. Keep container closed when not in use. Do not store near food or feed. In case of spill on floor or paved surfaces, mop and remove to chemical waste storage area until proper disposal can be made if product cannot be used according to the label.

**Pesticide Disposal**

Pesticide wastes are acutely hazardous. Improper disposal of excess pesticide, spray mixture, or rinsate is a violation of Federal law. If these wastes cannot be disposed of by use according to label instructions, contact your State Pesticide or Environmental Control Agency, or the Hazardous Waste representative of the nearest EPA Regional Office for guidance in proper disposal methods.

**Container Handling [less than 5 gallons]**


Non-refillable container. Do not reuse or refill this container. Offer for recycling if available. Triple rinse container (or equivalent) promptly after emptying. Triple rinse as follows: Empty the remaining contents into application equipment or mix tank and drain for 10 seconds after the flow begins to drip. Fill the container ¼ full with water and recap. Shake for 10 seconds. Pour rinsate into application equipment or mix tank or store rinsate for later use and disposal. Drain for 10 seconds after the flow begins to drip. Repeat this procedure two more times. Then offer for recycling if available or puncture and dispose of in a sanitary landfill, or by incineration, or if allowed by state and local authorities, by burning. If burned, stay out of smoke.

**Container Handling [Bulk/Mini-Bulk]**

Refillable container. Refill this container with pesticide only. Do not reuse the container for any other purpose. Cleaning the container before final disposal is the responsibility of the person disposing of the container. Cleaning before refilling is the responsibility of the person refilling. To clean container before final disposal, empty the remaining contents from this container into application equipment or mix tank. Fill the container about 10 percent full with water. Agitate vigorously or recirculate water with the pump for 2 minutes. Pour or pump rinsate into application equipment or rinsate collection system. Repeat this rinsing procedure two more times. Then offer for recycling if available or puncture and dispose of in a sanitary landfill, or by incineration, or by other procedures allowed by state and local authorities.

**CONTAINER IS NOT SAFE FOR FOOD, FEED OR DRINKING WATER.**

---

Quilt®, Orbit®, Quadris®, Tilt®, the Syngenta logo and the CP FRAME  are trademarks of a Syngenta Group Company

Topsin® trademark of Pennwalt Corporation

©2009 Syngenta

For non-emergency (e.g. current product information) call  
Syngenta Crop Protection at 1-800-334-9481.

Manufactured for:  
Syngenta Crop Protection, Inc.  
P.O. Box 18300  
Greensboro, North Carolina 27419-8300  
[www.syngenta-us.com](http://www.syngenta-us.com)

SCP 1178A-L6D 0209

QUI 1178A L6D-L7D 0209 BKLT PRN2007-4 NOTIF-APRIL2009 CLEAN-pl - 4/22/09  
000100-01178.20090422.QUILT\_PRN2007-4\_APRIL2009.pdf



BASE LABEL

Quilt®

GROUP 3 | 11 FUNGICIDES

Fungicide

Broad spectrum fungicide for control of plant diseases

Active Ingredient:	
Azoxystrobin .....	7.0%
Propiconazole .....	11.7%
Other Ingredients:	81.3%
Total:	100.0%

Contains 1.04 lbs. a.i. propiconazole and 0.62 lb. a.i. azoxystrobin per gallon.

**KEEP OUT OF REACH OF CHILDREN.**

**WARNING/AVISO**

Si usted no entiende la etiqueta, busque a alguien para que se la explique a usted en detalle. (If you do not understand the label, find someone to explain it to you in detail.)

See additional precautionary statements and directions for use inside booklet.

EPA Reg. No. 100-1178

EPA Est. 100-NE-001

**AGRICULTURAL USE REQUIREMENTS**

Use this product only in accordance with its labeling and with the Worker Protection Standard, 40 CFR part 170. Refer to supplemental labeling under "Agricultural Use Requirements" in the Directions for Use section for information about this standard.

SCP 1178A-L6D 0209

2.5 gallons  
Net Contents

<b>FIRST AID</b>	
<b>If in eyes</b>	<ul style="list-style-type: none"> <li>• Hold eye open and rinse slowly and gently with water for 15-20 minutes.</li> <li>• Remove contact lenses, if present, after the first 5 minutes, then continue rinsing eye.</li> <li>• Call a poison control center or doctor for treatment advice.</li> </ul>
<b>If swallowed</b>	<ul style="list-style-type: none"> <li>• Call a poison control center or doctor immediately for treatment advice.</li> <li>• Have person sip a glass of water if able to swallow.</li> <li>• Do not induce vomiting unless told to do so by a poison control center or doctor.</li> <li>• Do not give anything by mouth to an unconscious person.</li> </ul>
Have the product container or label with you when calling a poison control center or doctor or going for treatment.	
<b>HOTLINE NUMBER</b> For 24 Hour Medical Emergency Assistance (Human or Animal) Or Chemical Emergency Assistance (Spill, Leak, Fire or Accident) Call <b>1-800-888-8372</b>	

**PRECAUTIONARY STATEMENTS**

**Hazards to Humans and Domestic Animals**

**WARNING/AVISO**

Causes substantial but temporary eye injury. Harmful if swallowed. Do not get in eyes or on clothing. Wash thoroughly with soap and water after handling.

**Environmental Hazards**

Azoxystrobin can be persistent for several months or longer. Azoxystrobin has degradation products which have properties similar to chemicals which are known to leach through soil to ground water under certain conditions as a result of agricultural use. Use of this chemical in areas where soils are permeable, particularly where the water table is shallow may result in ground water contamination.

Azoxystrobin and propiconazole are toxic to freshwater and estuarine/marine fish; and azoxystrobin is toxic to aquatic invertebrates. Do not apply directly to water except as specified on this label. For terrestrial uses, do not apply directly to water, or to areas where surface water is present or to intertidal areas below the mean high water mark. Drift and runoff may be hazardous to aquatic organisms in neighboring areas. Do not contaminate water when disposing of equipment washwater or rinsate.

Notify state and/or Federal authorities and Syngenta immediately if you observe any adverse environmental effects due to use of this product.

---

**STORAGE AND DISPOSAL**

---

Do not contaminate water, food or feed by storage or disposal.

**Pesticide Storage**

Store in original containers only. Keep container closed when not in use. Do not store near food or feed. In case of spill on floor or paved surfaces, mop and remove to chemical waste storage area until proper disposal can be made if product cannot be used according to the label.

**Pesticide Disposal**

Pesticide wastes are acutely hazardous. Improper disposal of excess pesticide, spray mixture, or rinsate is a violation of Federal law. If these wastes cannot be disposed of by use according to label instructions, contact your State Pesticide or Environmental Control Agency, or the Hazardous Waste representative of the nearest EPA Regional Office for guidance in proper disposal methods.

**Container Handling**

Non-refillable container. Do not reuse or refill this container. Offer for recycling if available. Triple rinse container (or equivalent) promptly after emptying. Triple rinse as follows: Empty the remaining contents into application equipment or mix tank and drain for 10 seconds after the flow begins to drip. Fill the container ¼ full with water and recap. Shake for 10 seconds. Pour rinsate into application equipment or mix tank or store rinsate for later use and disposal. Drain for 10 seconds after the flow begins to drip. Repeat this procedure two more times. Then offer for recycling if available or puncture and dispose of in a sanitary landfill, or by incineration, or if allowed by state and local authorities, by burning. If burned, stay out of smoke.

**CONTAINER IS NOT SAFE FOR FOOD, FEED OR DRINKING WATER.**

---

Quilt® and the Syngenta logo are trademarks of a Syngenta Group Company

©2009 Syngenta

Manufactured for:  
Syngenta Crop Protection, Inc.  
P.O. Box 18300  
Greensboro, North Carolina 27419-8300

SCP 1178A-L6D 0209

QUI 1178A L6D-L7D 0209-BKLT PRN2007-4 NOTIF-APRIL2009 CLEAN- pl - 4/22/09  
000100-01178.20090422.QUILT\_PRN2007-4\_APRIL2009.pdf