

100-1131

5/12/2011

1/38



UNITED STATES ENVIRONMENTAL PROTECTION AGENCY
WASHINGTON, D.C. 20460

OFFICE OF CHEMICAL SAFETY
AND POLLUTION PREVENTION

MAY 12 2011

Betty Brame
Syngenta Crop Protection, LLC
P.O. Box 18300
Greensboro, NC 27419-8300

Subject: Notification per PR Notice 98-10 and 2007-4: Add an Additional Package Size
Callisto Herbicide
EPA Reg. No. 100-1131
Application Dated: April 29, 2011

Dear Ms. Brame:

The Agency is in receipt of your Application for Pesticide Notification under Pesticide Registration Notice (PRN) 98-10 and 2007-4 for the subject product.

The Registration Division (RD) has conducted a review of this request for its applicability under PRN 98-10 and 2007-4 and finds that the action requested falls within the scope of this notice. The label submitted with the application has been date-stamped "Notification" and will be placed in our records.

If you have any questions regarding this letter, please feel free to contact Maggie Rudick at (703) 347-0257 or rudick.maggie@epa.gov.

Sincerely,

Kathryn Montague, Product Manager 23
Herbicide Branch
Registration Division (7505P)

Please read instructions on reverse before completing form.

 Environmental Protection Agency Washington, DC 20460	United States	<input type="checkbox"/> Registration	OPP Identifier Number
		<input type="checkbox"/> Amendment	
		<input checked="" type="checkbox"/> Other	

Application for Pesticide - Section I

1. Company/Product Number 100-1131	2. EPA Product Manager Ms. Kathryn Montague	3. Proposed Classification <input checked="" type="checkbox"/> None <input type="checkbox"/> Restricted
4. Company/Product (Name) Callisto Herbicide	PM# 23	
5. Name and Address of Applicant (Include ZIP Code) Syngenta Crop Protection, LLC P. O. Box 18300 Greensboro, NC 27419 <input type="checkbox"/> Check if this is a new address	6. Expedited Review. In accordance with FIFRA Section 3(c)(3) (b)(i), my product is similar or identical in composition and labeling to: EPA Reg. No. _____ Product Name _____	

Section - II

<input type="checkbox"/> Amendment - Explain below.	<input type="checkbox"/> Final printed labels in response to Agency letter dated _____
<input type="checkbox"/> Resubmission in response to Agency letter dated _____	<input type="checkbox"/> "Me Too" Application.
<input checked="" type="checkbox"/> Notification - Explain below.	<input type="checkbox"/> Other - Explain below.


NOTIFICATION
MAY 12 2011

Explanation: Use additional page(s) if necessary. (For Section I and Section II.)
 This notification is consistent with the provisions of PR Notice 98-10 and EPA regulations at 40 CFR 152.46, and no other changes have been made to the labeling or the confidential statement of formula of this product. I understand that it is a violation of 18 U.S.C. Sec. 1001 to willfully make any false statement to EPA. I further understand that if this notification is not consistent with the terms of PR Notice 98-10 and 40 CFR 152.46, this product may be in violation of FIFRA and I may be subject to enforcement action and penalties under sections 12 and 14 of FIFRA.
 Per PR Notice 98-10, Syngenta Crop Protection, LLC is submitting a Notification for Callisto Herbicide, EPA Reg. No. 100-1131. We are adding an additional package size of 15 gallons net contents. Enclosed is one copy of the label with the 15 gallons net content size and mini-bulk and bulk container handling language highlighted, a clean label copy, a CD of the label with the new package size and container handling language for electronic comparison, a Certificate With Respect to Label Integrity form, and EPA Form 8570-1.

Section - III

1. Material This Product Will Be Packaged In:			
Child-Resistant Packaging <input type="checkbox"/> Yes* <input checked="" type="checkbox"/> No	Unit Packaging <input type="checkbox"/> Yes <input checked="" type="checkbox"/> No	Water Soluble Packaging <input type="checkbox"/> Yes <input checked="" type="checkbox"/> No	2. Type of Container <input type="checkbox"/> Metal <input checked="" type="checkbox"/> Plastic <input type="checkbox"/> Glass <input type="checkbox"/> Paper <input type="checkbox"/> Other (Specify) _____
*Certification must be submitted		If "Yes" Unit Packaging wgt. No. per Container	If "Yes" Unit Packaging wgt. No. per container
3. Location of Net Contents Information <input checked="" type="checkbox"/> Label <input type="checkbox"/> Container		4. Size(s) Retail Container 1 gallon, 15 gallons, Bulk	
5. Location of Label Directions <input checked="" type="checkbox"/> On Label <input type="checkbox"/> On Labeling accompanying product		6. Manner in Which Label is Affixed to Product <input type="checkbox"/> Lithograph <input type="checkbox"/> Paper glued <input type="checkbox"/> Stenciled <input checked="" type="checkbox"/> Other <u>Pressure Sensitive</u>	

Section - IV

1. Contact Point (Complete items directly below for identification of individual to be contacted, if necessary, to process this application.)			
Name Betty Brame	Title Regulatory Specialist II	Telephone No. (Include Area Code) 336-632-7466	
Certification I certify that the statements I have made on this form and all attachments thereto are true, accurate and complete. I acknowledge that any knowingly false or misleading statement may be punishable by fine or imprisonment or both under applicable law.			6. Date Application Received (Stamped) <div style="border: 1px solid black; width: 100px; height: 100px; margin: auto;"></div>
2. Signature 	3. Title Regulatory Specialist II		
4. Typed Name Betty Brame	5. Date April 29, 2011		



FedEx

April 29, 2011

Document Processing Desk
Office of Pesticide Programs (7504P)
U.S. Environmental Protection Agency
Room S-4900, One Potomac Yard
2777 South Crystal Drive
Arlington, VA 22202-4901

Attention: Ms. Kathryn Montague, PM 23

Dear Ms. Montague:

**SUBJECT: CALLISTO® HERBICIDE
EPA REG. NO. 100-1131
NOTIFICATION TO ADD AN ADDITIONAL PACKAGE SIZE**

Per PR Notice 98-10, Syngenta Crop Protection, LLC is submitting a Notification for Callisto Herbicide, EPA Reg. No. 100-1131. We are adding an additional package size of 15 gallons net contents. Enclosed is one copy of the label with the 15 gallons net content size and mini-bulk and bulk container handling language highlighted, a clean label copy, a CD of the label with the new package size and container handling language for electronic comparison, a Certificate With Respect to Label Integrity form, and EPA Form 8570-1.

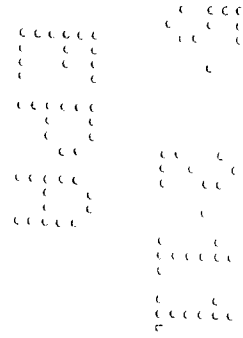
If you have any questions, please contact me at 336-632-7466.

Respectfully submitted,

Betty Brame

Betty Brame
Regulatory Specialist II

cc: J. Wells



NOTIFICATION
MAY 12 2011

4/38

[Booklet]

GROUP 27 HERBICIDE

Callisto®

Herbicide

A Postemergence and Preemergence Herbicide for Control of Annual Broadleaf Weeds in Field Corn, Production Seed Field Corn, Field Corn Grown for Silage, Yellow Popcorn, Sweet Corn, and Other Listed Crops

Active Ingredient:	
Mesotrione: (CAS No. 104206-82-8).....	40.0%
Other Ingredients:	60.0%
Total:	100.0%

Contains 4 lbs. of active ingredient mesotrione per gallon.

KEEP OUT OF REACH OF CHILDREN.

CAUTION

See additional precautionary statements and directions for use inside booklet.


EPA Reg. No. 100-1131

EPA Est.



SCP 1131

1 gallon
<u>15 gallons</u>
_____gallons
Net Contents



FIRST AID	
If in eyes	<ul style="list-style-type: none"> • Hold eye open and rinse slowly and gently with water for 15-20 minutes. • Remove contact lenses, if present, after the first 5 minutes, then continue rinsing eye. • Call a poison control center or doctor for treatment advice.
If on skin or clothing	<ul style="list-style-type: none"> • Take off contaminated clothing. • Rinse skin immediately with plenty of water for 15-20 minutes. • Call a poison control center or doctor for treatment advice.
If inhaled	<ul style="list-style-type: none"> • Move person to fresh air. • If person is not breathing, call 911 or an ambulance, then give artificial respiration, preferably mouth-to-mouth, if possible. • Call a poison control center or doctor for further treatment advice.
If swallowed	<ul style="list-style-type: none"> • Call a poison control center or doctor immediately for treatment advice. • Have person sip a glass of water if able to swallow. • Do not induce vomiting unless told to do so by the poison control center or doctor. • Do not give anything by mouth to an unconscious person.
Have the product container or label with you when calling a poison control center or doctor, or going for treatment.	
HOTLINE NUMBER For 24-Hour Medical Emergency Assistance (Human or Animal), or Chemical Emergency Assistance (Spill, Leak, Fire, or Accident) Call 1-800-888-8372	

PRECAUTIONARY STATEMENTS

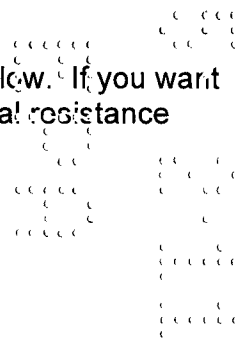
Hazards to Humans and Domestic Animals

CAUTION

Harmful if absorbed through skin. Prolonged or frequently repeated skin contact may cause allergic reactions in some individuals. Avoid contact with skin, eyes, or clothing.

Personal Protective Equipment (PPE)

Some materials that are chemical resistant to this product are listed below. If you want more options, follow the instructions for Category A on an EPA chemical resistance category selection chart.



Applicators and other handlers must wear:

- Long-sleeved shirt and long pants
- Shoes plus socks
- Chemical-resistant gloves – Category A (e.g. barrier laminate, butyl rubber, nitrile rubber, neoprene rubber, natural rubber, polyethylene, polyvinyl chloride (PVC), or Viton®)

Follow manufacturer's instructions for cleaning/maintaining PPE. If no such instructions for washables, use detergent and hot water. Keep and wash PPE separately from other laundry.

Engineering Control Statements

When handlers use closed systems or enclosed cabs in a manner that meets the requirements listed in the Worker Protection Standard (WPS) for agricultural pesticides [40 CFR 170.240(d)(4-6)], the handler PPE requirements may be reduced or modified as specified in the WPS.

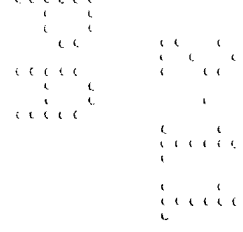
<p>User Safety Recommendations</p> <p>Users should:</p> <ul style="list-style-type: none"> • Wash hands before eating, drinking, chewing gum, using tobacco, or using the toilet. • Remove PPE immediately after handling this product. Wash the outside of gloves before removing. As soon as possible, wash thoroughly and change into clean clothing.
--

Environmental Hazards

Do not apply directly to water, or to areas where surface water is present, or to intertidal areas below the mean high water mark. Do not contaminate water when disposing of equipment wash water or rinsate.

Surface Water Advisory

This product may contaminate water through drift of spray in wind. This product has a high potential for runoff for several weeks after application. Poorly draining soils and soils with shallow water tables are more prone to produce runoff that contains this product. A level, well maintained vegetative buffer strip between areas to which this product is applied and surface water features such as ponds, streams, and springs will reduce the potential for contamination of water from runoff. Runoff of this product will be reduced by avoiding applications when rainfall is forecasted to occur within 48 hours. Sound erosion control practices will reduce this product's contribution to surface water contamination.



CONDITIONS OF SALE AND LIMITATION OF WARRANTY AND LIABILITY

NOTICE: Read the entire Directions for Use and Conditions of Sale and Limitation of Warranty and Liability before buying or using this product. If the terms are not acceptable, return the product at once, unopened, and the purchase price will be refunded.

The Directions for Use of this product must be followed carefully. It is impossible to eliminate all risks inherently associated with the use of this product. Crop injury, ineffectiveness or other unintended consequences may result because of such factors as manner of use or application, weather or crop conditions, presence of other materials or other influencing factors in the use of the product, which are beyond the control of SYNGENTA CROP PROTECTION, LLC or Seller. To the extent permitted by applicable law, Buyer and User agree to hold SYNGENTA and Seller harmless for any claims relating to such factors.

SYNGENTA warrants that this product conforms to the chemical description on the label and is reasonably fit for the purposes stated in the Directions for Use, subject to the inherent risks referred to above, when used in accordance with directions under normal use conditions. To the extent permitted by applicable law: (1) this warranty does not extend to the use of the product contrary to label instructions or under conditions not reasonably foreseeable to or beyond the control of Seller or SYNGENTA, and (2) Buyer and User assume the risk of any such use. To the extent permitted by applicable law, SYNGENTA MAKES NO WARRANTIES OF MERCHANTABILITY OR OF FITNESS FOR A PARTICULAR PURPOSE NOR ANY OTHER EXPRESS OR IMPLIED WARRANTY EXCEPT AS WARRANTED BY THIS LABEL.

To the extent permitted by applicable law, in no event shall SYNGENTA be liable for any incidental, consequential or special damages resulting from the use or handling of this product. **TO THE EXTENT PERMITTED BY APPLICABLE LAW, THE EXCLUSIVE REMEDY OF THE USER OR BUYER, AND THE EXCLUSIVE LIABILITY OF SYNGENTA AND SELLER FOR ANY AND ALL CLAIMS, LOSSES, INJURIES OR DAMAGES (INCLUDING CLAIMS BASED ON BREACH OF WARRANTY, CONTRACT, NEGLIGENCE, TORT, STRICT LIABILITY OR OTHERWISE) RESULTING FROM THE USE OR HANDLING OF THIS PRODUCT, SHALL BE THE RETURN OF THE PURCHASE PRICE OF THE PRODUCT OR, AT THE ELECTION OF SYNGENTA OR SELLER, THE REPLACEMENT OF THE PRODUCT.**

SYNGENTA and Seller offer this product, and Buyer and User accept it, subject to the foregoing Conditions of Sale and Limitation of Warranty and Liability, which may not be modified except by written agreement signed by a duly authorized representative of SYNGENTA.

DIRECTIONS FOR USE

It is a violation of Federal law to use this product in a manner inconsistent with its labeling.

Do not apply this product in a way that will contact workers or other persons, either directly or through drift. Only protected handlers may be in the area during application. For any requirements specific to your State or Tribe, consult the agency responsible for pesticide regulation.

AGRICULTURAL USE REQUIREMENTS

Use this product only in accordance with its labeling and with the Worker Protection Standard, 40 CFR part 170. This Standard contains requirements for the protection of agricultural workers on farms, forests, nurseries, and greenhouses, and handlers of agricultural pesticides. It contains requirements for training, decontamination, notification, and emergency assistance. It also contains specific instructions and exceptions pertaining to the statements on this label about personal protective equipment (PPE) and restricted-entry interval. The requirements in this box only apply to uses of this product that are covered by the Worker Protection Standard.

Do not enter or allow worker entry into treated areas during the restricted entry interval (REI) of 12 hours. Exception: If the product is soil-injected or soil-incorporated, the Worker Protection Standard, under certain circumstances, allows workers to enter the treated area if there will be no contact with anything that has been treated.

PPE required for early entry to treated areas that is permitted under the Worker Protection Standard and that involves contact with anything that has been treated, such as plants, soil, or water, is:

- Coveralls
- Shoes plus socks
- Chemical-resistant gloves – Category A (e.g., barrier laminate, butyl rubber, nitrile rubber, neoprene rubber, natural rubber, polyethylene, polyvinyl chloride (PVC), or Viton)

PRODUCT INFORMATION

Callisto is a systemic preemergence and postemergence herbicide for the selective contact and residual control of broadleaf weeds in field corn, production seed field corn, field corn grown for silage, yellow popcorn, sweet corn, and other listed crops. When used preemergence, weeds take up the product through the soil during emergence. Dry conditions following application may reduce the preemergence activity of Callisto. If

an activating rain (0.25 inches) is not received within 7-10 days after a preemergence application, where appropriate, rotary hoeing is suggested to activate the herbicide. When used postemergence, susceptible weeds take up the herbicide through the treated foliage and cease growth soon after application. Complete death of the weeds may take up to 2 weeks. The product is absorbed through the soil and/or by the foliage of emerged weeds.

Callisto is not effective for the control of most grass weeds. Preemergence grass herbicides or postemergence grass herbicides can be tank mixed with Callisto to provide broad spectrum weed control in corn (see appropriate section of label for this information). Callisto can be applied postemergence following a preemergence grass herbicide application. Callisto can also be used in combination with a burndown herbicide, prior to planting, to provide added burndown and residual weed control in field corn, production seed field corn, field corn grown for silage, yellow popcorn, and sweet corn.

RESISTANCE MANAGEMENT

Callisto is a **Group 27 Herbicide** (contains the active ingredient mesotrione).

Naturally occurring biotypes of certain broadleaf weed species with resistance to triazines, glyphosate, or ALS inhibiting herbicides are known to exist. However, no known resistance to Callisto exists, and there are no known instances of cross resistance between Callisto (HPPD inhibitor) and other classes of herbicides, or modes of action. Performance of Callisto is not affected by the presence of biotypes resistant to triazines, glyphosate, or ALS inhibiting herbicides.

To help prevent the development of resistance to Callisto in corn, always use full labeled rates. If applying Callisto postemergence after a mesotrione containing preemergence herbicide, always add atrazine as a tank mix partner. No more than 0.24 lb. of mesotrione active ingredient may be applied per acre of corn per year (equivalent of 7.7 fl. oz. per acre per year of Callisto). If additional herbicide must be applied, it is recommended that a different mode of action be used, i.e., other than an HPPD inhibitor (Group 27 Herbicide). Callisto must be applied at full label rates to help prevent selection for, or population shifts toward, marginally tolerant weed species and/or species biotypes.

INTEGRATED PEST (WEED) MANAGEMENT

Callisto should be integrated into an overall weed and pest management strategy whenever the use of a herbicide is required. Practices known to reduce weed development (tillage, crop competition) and herbicide use (weed scouting, proper application timing, banding) should be followed wherever possible. Consult local agricultural and weed authorities for additional IPM strategies established for your area.

WEEDS CONTROLLED

Table 1. Weeds Controlled with Postemergence Applications of Callisto

Common Name	Scientific Name	Callisto Alone	Additional Callisto Recommendations for Corn and Sugarcane Only		
		Callisto Applied Alone on all Labeled Crops ¹	2.5 fl oz/A + 1 pt (0.5 lb ai/A atrazine 4L + COC + UAN or AMS	3.0 fl. oz./A + 1 pt. (0.5 lb. a.i./A) Atrazine 4L/A or Equivalent + COC + UAN or AMS	3.0 fl. oz./A + 1 pt. (0.5 lb. a.i./A) Atrazine 4L/A or Equivalent + COC + UAN or AMS
		Apply to Weeds <5 Inches Tall			Apply to Weeds 5-10 Inches Tall
Amaranth, palmer	<i>Amaranthus palmeri</i>	PC ²	C ³	C	C
Amaranth, Powell	<i>Amaranthus powellii</i>	C	C	C	C
Amaranth, spiny	<i>Amaranthus spinosus</i>	C	C	C	C
Atriplex	<i>Chenopodium orach</i>	C	C	C	C
Broadleaf signalgrass	<i>Bracharia platphylla</i>	C ²	C ³	C ³	PC
Buckwheat, wild	<i>Polygonum convolvulus</i>	PC	PC	PC	PC
Buffalobur	<i>Solanum rostratum</i>	C	C	C	C
Burcucumber	<i>Sicyos angulatus</i>	PC	C ²	C	C
Carpetweed	<i>Mollugo verticillata</i>	C	C	C	C
Carrot, wild	<i>Daucus carota</i>	PC	C	C	C
Chickweed, common	<i>Stellaria media</i>	C	C	C	C
Cocklebur, common	<i>Xanthium strumarium</i>	C	C	C	C
Crabgrass, large	<i>Digitaria sanguinalis</i>	C ²	C ²	C ²	PC
Dandelion	<i>Taraxacum officinale</i>	NC	PC	PC	PC
Dock, curly	<i>Rumex crispus</i>	PC	PC	PC	PC
Galinsoga	<i>Galinsoga parviflora</i>	C	C	C	C
Hemp	<i>Cannabis sativa</i>	C	C	C	C
Horse nettle	<i>Solanum carolinense</i>	PC	C	C	C
Jimsonweed	<i>Datura stramonium</i>	C	C	C	C
Knotweed, prostrate	<i>Polygonum aviculare</i>	PC	PC	PC	PC
Kochia	<i>Kochia scoparia</i>	PC ²	C ²	C	PC
Lambsquarters, common	<i>Chenopodium album</i>	C ²	C	C	C
Mallow, Venice	<i>Hibiscus trionum</i>	NC	C	C	PC
Morningglory, entireleaf, ivyleaf	<i>Ipomoea hederacea</i>	PC	C ²	C	PC
Morningglory, pitted	<i>Ipomoea lacunosa</i>	PC	C ²	C	PC
Mustard, wild	<i>Brassica kaber</i>	C	C	C	C
Nightshade, black	<i>Solanum nigrum</i>	C	C	C	C
Nightshade, eastern black	<i>Solanum ptycanthum</i>	C	C	C	C
Nightshade, hairy	<i>Solanum sarrachoides</i>	C	C	C	C
Nutsedge, yellow	<i>Cyperus esculentus</i>	PC	PC	PC	PC
Pigweed, redroot	<i>Amaranthus retroflexus</i>	C	C	C	C
Pigweed, smooth	<i>Amaranthus hybridus</i>	C	C	C	C

Common Name	Scientific Name	Callisto Alone	Additional Callisto Recommendations for Corn and Sugarcane Only			
		Callisto Applied Alone on all Labeled Crops ¹	2.5 fl oz/A + 1 pt (0.5 lb ai/A atrazine 4L + COC + UAN or AMS	3.0 fl. oz./A + 1 pt. (0.5 lb. a.i./A) Atrazine 4L/A or Equivalent + COC + UAN or AMS	3.0 fl. oz./A + 1 pt. (0.5 lb. a.i./A) Atrazine 4L/A or Equivalent + COC + UAN or AMS	
		Apply to Weeds <5 Inches Tall				Apply to Weeds 5-10 Inches Tall
Pigweed, tumble	<i>Amaranthus albus</i>	C	C	C	C	
Pokeweed, common	<i>Phytolacca americana</i>	PC	PC	PC	PC	
Potatoes, volunteer	<i>Solanum spp.</i>	C	C	C	C	
Pusley, Florida	<i>Richardia scabra</i>	C ²	C ²	C ³	PC	
Ragweed, common	<i>Ambrosia artemisiifolia</i>	PC	C ³	C	C	
Ragweed, giant	<i>Ambrosia trifida</i>	C ²	C ³	C	C	
Sesbania, hemp	<i>Sesbania exaltata</i>	C	C	C	C	
Sida, prickly (teaweed)	<i>Sida spinosa</i>	NC	C ²	C ³	PC	
Smartweed, ladysthumb	<i>Polygonum persicaria</i>	C ²	C ³	C	C	
Smartweed, pale	<i>Polygonum lapathifolium</i>	C ²	C ³	C	C	
Smartweed, Pennsylvania	<i>Polygonum pennsylvanicum</i>	C ²	C ³	C	C	
Sunflower, common	<i>Helianthus annuus</i>	C	C	C	C	
Thistle, Canada	<i>Cirsium arvense</i>	NC	PC	C	PC	
Velvetleaf	<i>Abutilon theophrasti</i>	C	C	C	C	
Waterhemp, common	<i>Amaranthus rudis</i>	C ²	C ³	C	C	
Waterhemp, tall	<i>Amaranthus tuberculatus</i>	C ²	C ³	C	C	

¹Refer to the specific crop section on this label for specific rates and use directions.

²Apply before weed exceeds 2 inches in height.

³Apply before weed exceeds 3 inches in height.

C = Control PC = Partial Control NC = No Control

Table 2. Weeds Controlled With Preemergence Applications of Callisto

Common Name	Scientific Name	Callisto Applied Alone on all Labeled Crops¹	Callisto + AAtrex 4L (or equivalent) for Use on Corn, Sorghum, and Sugarcane¹
Amaranth, palmer	<i>Amaranthus palmeri</i>	C	C
Amarath, Powell	<i>Amaranthus powellii</i>	C	C
Amaranth, spiny	<i>Amaranthus spinosus</i>	C	C
Broadleaf signalgrass	<i>Bracharia platyphylla</i>	PC	PC
Buffalobur	<i>Solanum rostratum</i>	C	C
Carpetweed	<i>Mollugo verticillata</i>	C	C
Chickweed, common	<i>Stellaria media</i>	C	C
Cocklebur, common	<i>Xanthium strumarium</i>	PC	C
Crabgrass, large	<i>Digitaria sanguinalis</i>	PC	PC
Galinsoga	<i>Galinsoga parviflora</i>	C	C
Jimsonweed	<i>Datura stramonium</i>	C	C
Kochia	<i>Kochia scoparia</i>	PC	C
Lambsquarters, common	<i>Chenopodium album</i>	C	C
Morningglory, entireleaf; ivyleaf	<i>Ipomoea hederacea</i>	PC	C
Morningglory, pitted	<i>Ipomoea lacunosa</i>	PC	C
Nightshade, eastern black	<i>Solanum ptycanthum</i>	C	C
Nightshade, hairy	<i>Solanum sarrachoides</i>	C	C
Pigweed, redroot	<i>Amaranthus retroflexus</i>	C	C
Ragweed, giant	<i>Ambrosia trifida</i>	PC	C
Smartweed, ladysthumb	<i>Polygonum persicaria</i>	C	C
Smartweed, pale	<i>Polygonum lapathifolium</i>	C	C
Smartweed, Pennsylvania	<i>Polygonum pensylvanicum</i>	C	C
Sunflower, common	<i>Helianthus annuus</i>	C	C
Velvetleaf	<i>Abutilon theophrasti</i>	C	C
Waterhemp, common	<i>Amaranthus rudis</i>	C	C
Waterhemp, tall	<i>Amaranthus tuberculatus</i>	C	C

¹Refer to the specific crop section on this label for specific rates and use directions.

C = Control PC = Partial Control

ROTATIONAL CROPS

Immediate: Corn (all types), asparagus, cranberry, flax, millet (pearl), grasses grown for seed (Kentucky bluegrass, perennial ryegrass, and tall fescue), oats, rhubarb, sorghum (grain and sweet), and sugarcane may be replanted immediately.

120 Days: Small grains may be planted 120 days after application.

10 Months: Alfalfa, blueberry, canola, cotton, lingonberry, peanuts, potatoes, soybeans, sunflowers, and tobacco, can be planted back the following season but not less than 10 months after the last Callisto application. If Callisto is applied postemergence following a mesotrione containing preemergence herbicide, only corn (all type) or grain sorghum may be replanted the year following application or severe crop injury may occur.

18 Months: Sugar beets, peas, dry beans, snap beans, cucurbits, red clover, and all other rotational crops may be replanted 18 months after application of Callisto. Planting unspecified rotational crops, or those rotational crops that are specified at shorter than recommended intervals may result in injury to the rotational crop.

USE PRECAUTIONS

Do not apply Callisto to white popcorn or ornamental (Indian) corn.

Avoid drift onto adjacent crops.

Severe corn injury may occur if Callisto is applied postemergence to corn crops that were treated with Counter® or Lorsban®, which may result in corn crop yield loss.

Severe corn injury may occur if Callisto is applied foliar postemergence in a tank mix with any organophosphate or carbamate insecticide which may result in corn crop yield loss.

Severe corn injury may occur if any organophosphate or carbamate insecticide is applied foliar postemergence within 7 days before or 7 days after Callisto application, which may result in corn crop yield loss.

Do not cultivate corn within 7 days before or after a Callisto application as weed control from the Callisto application may be reduced.

When weeds are stressed due to drought, heat, lack of fertility, flooding, or prolonged cool temperatures, control can be reduced or delayed since the weeds are not actively growing. Weed escapes or regrowth may occur when application is made under prolonged stress conditions. Optimum weed control will be obtained if an application of Callisto is made following label directions when weeds are actively growing.

Do not apply this product through any type of irrigation system.

Do not apply with suspension fertilizers as the carrier.

Do not apply Callisto postemergence in a tank mix with emulsifiable concentrate grass herbicides, unless specifically addressed under one of the tank mix sections of this label, or injury may occur.

Do not use aerial application to apply Callisto.

Callisto may be applied with pyrethroid type insecticides like Warrior®.

SPRAY DRIFT

Do not apply when weather conditions may cause drift to nontarget areas. Drift may result in injury to adjacent crops and vegetation. To avoid spray drift, **DO NOT** apply when wind speed is greater than 10 mph or during periods of temperature inversions. Use of larger droplet sizes will also reduce spray drift.

AVOIDING SPRAY DRIFT AT THE APPLICATION SITE IS THE RESPONSIBILITY OF THE APPLICATOR.

The interaction of equipment and weather related factors determine the potential for spray drift. The applicator is responsible for considering all these factors when making a decision.

Information on Droplet Size

The most effective way to reduce spray drift potential is to apply large droplets. The best drift management strategy is to apply the largest droplets that provide sufficient coverage and control. Applying larger droplets reduces drift potential, but will not prevent drift if applications are made improperly or under unfavorable environmental conditions.

Controlling Droplet Size

- **Volume** – Use high flow rate nozzles to apply the highest practical spray volume. Nozzles with higher rated flows produce larger droplets.
- **Pressure** – Do not exceed the nozzle manufacturer's recommended pressures. For many nozzle types, lower pressure produces larger droplets. When higher flow rates are needed, use higher rate nozzles instead of increasing pressure.
- **Number of Nozzles** – Use the minimum number of nozzles that provide uniform coverage.

Sensitive Areas

The pesticide must only be applied when the potential for drift to adjacent sensitive areas, (e.g., residential areas, bodies of water, known habitat for threatened or endangered species, nontarget crops) is minimal (e.g. when wind is blowing away from the sensitive areas).

APPLICATION PROCEDURES

POSTEMERGENCE

For best results, apply Callisto to actively growing weeds. For a list of weeds controlled see Table 1. Susceptible weeds which emerge soon after application of Callisto may be controlled after they absorb the herbicide from the soil. Callisto will not control most grass weeds.

Postemergence Ground Spray Equipment

Spray nozzles must be uniformly spaced, the same size and type, and must provide accurate and uniform application. Use spray nozzles that provide medium to coarse droplet size to provide good coverage and avoid drift. Good weed coverage is essential for optimum weed control. Boom height for broadcast over-the-top applications must be based on the height of the crop – at least 15 inches above the crop canopy.

Apply in a spray volume of 10-30 gals./A. Use a pump that can maintain a pressure of at least 35-40 psi at the nozzles and provide proper agitation within the tank to keep the product dispersed. Lower pressures may be used with extended range or drift reduction nozzles. When weed foliage is dense, use a minimum of 20 gals.

Flat fan nozzles of 80° or 110° are recommended for optimum postemergence coverage. Do not use floodjet nozzles or controlled droplet application equipment for postemergence applications.

Nozzles may be angled forward 45° to enhance penetration of the crop and provide better coverage. Ensure that all in-line strainer and nozzle screens in the sprayer are 50-mesh or coarser.

Always ensure that agitation is maintained until spraying is completed, even if stopped for brief periods of time. If the agitation is stopped for more than 5 minutes, resuspend the spray solution by running on full agitation prior to spraying.

Postemergence Adjuvants

When an adjuvant is to be used with this product, the use of an adjuvant that meets the standards of the Chemical Producers and Distributors Association (CPDA) adjuvant certification program is recommended.

The following adjuvant recommendations are intended primarily for Callisto use in corn. Refer to the use directions section of each crop section for specific adjuvant recommendations.

Postemergence Applications to Field Corn, Production Seed Field Corn, and Field Corn Grown for Silage

For postemergence applications made after the crop has emerged, add crop oil concentrate (COC) to the spray solution at rate of 1.0 gal./100 gals. of water (1.0% v/v). The use of a nonionic surfactant (NIS) at 1 qt./100 gallons of water (0.25% v/v) instead of COC is allowed, but the weed control achieved with COC is consistently better than NIS. **The use of methylated seed oil (MSO) adjuvants or MSO blend adjuvants for postemergence applications of Callisto may cause severe crop injury to occur. MSO adjuvants are not recommended unless directed for a specific tank mix under the CALLISTO COMBINATIONS – POSTEMERGENCE section of this label, or unless permitted by a supplemental Callisto label.** In addition to COC, always add spray grade UAN (e.g., 28-0-0) to the spray solution at a rate of 2.5% (v/v) or AMS at 8.5 lbs./100 gals. of spray solution, except if precluded elsewhere on this label or unless by a supplemental Callisto label.

Postemergence Applications to Sweet Corn and Yellow Popcorn

Do not add UAN or AMS when making postemergence applications of Callisto to yellow popcorn or sweet corn, or severe crop injury may occur.

For postemergence applications to yellow popcorn and sweet corn, the use of a nonionic surfactant (NIS) instead of a crop oil concentrate (COC) is recommended, so as to minimize the risk of crop injury. A COC may be used, and will increase the level of weed control achieved, especially under dry growing conditions, but the risk of crop injury is increased significantly under lush growing conditions. Because the adjuvant benefits of UAN or AMS are not available in yellow popcorn or sweet corn, weeds less than five inches must be targeted, and the addition of atrazine is recommended wherever rotational or local atrazine restrictions will allow, in order to achieve the level of weed control that is listed for Callisto plus COC plus UAN or AMS (third column) in Table 1.

PREEMERGENCE

For a list of weeds controlled preemergence, refer to Table 2.

Preemergence Ground Spray Equipment

Spray nozzles must be uniformly spaced, the same size and type, and must provide accurate and uniform application. Use spray nozzles that provide medium to coarse droplet size to provide good coverage and avoid drift. ~~Apply in a spray volume of 10-80 gals./A using water or liquid fertilizer (excluding suspension fertilizers) as the carrier.~~ Use a pump that can maintain a pressure of at least 35-40 psi at the nozzles and provide proper agitation within the tank to keep the product dispersed. Lower pressures may be used with extended range or drift reduction nozzles.

Always ensure that agitation is maintained until spraying is completed, even if stopped for brief periods of time. If the agitation is stopped for more than 5 minutes, resuspend the spray solution by running on full agitation prior to spraying.

Preemergence Adjuvants

For Callisto preplant or preemergence applications, and where weeds are present, the use of any adjuvant for agricultural use is permitted. In these situations, MSO type adjuvants are typically better than COC type adjuvants, which are typically better than NIS type adjuvants for enhancing weed control. UAN or AMS can be added and typically provides better weed control than not adding one of these. If Callisto is being tank mixed with another registered herbicide in this situation, refer to the tank mix partner label for adjuvant precautions and restrictions.

SPRAY EQUIPMENT

Cleaning Equipment After Callisto Application

Special attention must be given to cleaning equipment before spraying a crop other than corn. Mix only as much spray solution as needed.

1. Flush tank, hoses, boom, and nozzles with clean water.
2. Prepare a cleaning solution of 1 gal. of household ammonia per 25 gals. of water. Many commercial spray tank cleaners may be used.
3. Use a pressure washer to clean the inside of the spray tank with this solution. Take care to wash all parts of the tank, including the inside top surface. If a pressure washer is not available, completely fill the sprayer with the cleaning solution to ensure contact of the cleaning solution with all internal surfaces of the tank and plumbing. Start agitation in the sprayer and thoroughly recirculate the cleaning solution for at least 15 minutes. All visible deposits must be removed from the spraying system.
4. Flush hoses, spray lines, and nozzles for at least 1 minute with the cleaning solution.

- 5. Dispose of rinsate from steps 1-3 in an appropriate manner.
- 6. Repeat steps 2-5.

- 7. Remove nozzles, screens, and strainers and clean separately in the ammonia solution after completing the above procedures.
- 8. Rinse the complete spraying system with clean water.

MIXING PROCEDURES

Refer to the **Crop Use Directions** section of this label for recommended tank mixes.

Always refer to labels of other pesticide products for mixing directions and precautions which may differ from those outlined here. Use in accordance with the most restrictive of label limitations and precautions. No label dosage rates may be exceeded. This product cannot be mixed with any product containing a label prohibition against such mixing. Do not tank mix Callisto with any other insecticide, fungicide, fertilizer solution, or adjuvant not recommended on the label without testing compatibility, as poor mixing may result. It is recommended that the compatibility of any tank mix combination be tested on a small scale such as a jar test before actual tank mixing.

Follow the mixing instructions for adding Callisto to the spray tank:

- 1. Only use sprayers in good running condition with good agitation. Ensure the sprayer is cleaned according to instructions on label of the product used prior to Callisto. For postemergence applications, use only clean water for the spray solution. Ensure that all in-line strainer and nozzle screens in the sprayer are 50-mesh or coarser. Screens finer than 50-mesh cannot be used.
- 2. Liquid fertilizer (excluding suspension fertilizers) may be used as the carrier for preemergence applications.
- 3. Begin to fill sprayer tank or premix tank with clean water and engage agitator. Agitation must be continued throughout the entire mixing and spraying procedure.
- 4. When the sprayer or premix tank is half full of water, add AMS and agitate until completely dispersed.
- 5. Next add Callisto slowly and agitate until completely dissolved. Wait at least 1 minute after the last of the Callisto has been added to the tank to allow for complete dispersion. A longer agitation period may be required to disperse Callisto when using cold water from sources such as deep drilled wells.

- 6. If tank mixing, add the tank mix product next.
- 7. Finally, add adjuvant and UAN, if needed, and then continue to fill tank to desired level with water.

CROP USE DIRECTIONS

CORN

Callisto may be used preemergence or postemergence on field corn, production seed field corn, field corn grown for silage, yellow popcorn, and sweet corn. Refer to seed company recommendations for use on field corn inbred lines. Special adjuvant restrictions must be followed for postemergence applications of Callisto in yellow popcorn or sweet corn (see the **Postemergence Adjuvant** section of this label). Do not apply Callisto to white popcorn or ornamental (Indian) corn.

Postemergence applications (after crop emergence) of Callisto may cause crop bleaching in some yellow popcorn and sweet corn hybrids. Crop bleaching is typically transitory and has no effect on final yield or quality. However, herbicide sensitivity in yellow popcorn and sweet corn varies widely, and all yellow popcorn and sweet corn hybrids have not been tested. Contact your popcorn or sweet corn company, Fieldman, or University Specialist about hybrid recommendations before making a postemergence application of Callisto to yellow popcorn or sweet corn. Do not include nitrogen based adjuvants (UAN or AMS) when making postemergence applications of Callisto to yellow popcorn or sweet corn.

Temporary crop response (transient bleaching) from postemergence applications to field corn may occur under extreme weather conditions or when the crop is suffering from stress. Field corn quickly outgrows these effects and develops normally.

Do not apply more than a total of 7.7 fl. oz. (0.24 lb. mesotrione active ingredient) of Callisto per acre per season. Do not make more than 2 applications of Callisto per season. Do not exceed 3.0 fl. oz. (0.094 lb. a.i./A) in a single postemergence application. Do not make the second application of Callisto within 14 days of the first application.

Apply Callisto for the control of broadleaf and grass weeds listed in Tables 1 and 2. Corn may be treated up to 30 inches tall or up to the 8-leaf stage of corn growth. Do not feed or harvest forage, grain, or stover within 45 days after application.

CALLISTO USED ALONE – POSTEMERGENCE

Apply Callisto at 3.0 fl. oz./A per application. Always add an appropriate adjuvant to the spray tank (see the **Postemergence Adjuvant** section under **APPLICATION PROCEDURES** of this label).

For best results, apply Callisto to actively growing weeds. For a list of weeds controlled see Table 1. Susceptible weeds which emerge soon after application of Callisto may be controlled after they absorb the herbicide from the soil. Callisto will not control most grass weeds.

Two postemergence applications of Callisto may be made with the following restrictions.

- Only one postemergence application may be made if Callisto has been applied preemergence. Do not exceed a total of two applications per season. Do not exceed a total of 7.7 fl. oz./A (0.24 lb. a.i./A) of Callisto per season.
- Do not make the second application within 14 days of the first application.
- Application of Callisto at rates less than 3.0 fl. oz./A (0.094 lb. a.i./A) postemergence may result in incomplete weed control and loss of residual control.
- Do not exceed a total of 6.0 fl. oz./A (0.19 lb. a.i./A) for the two postemergence applications.
- If Callisto is applied postemergence to ground that received a preemergence application of a mesotrione containing herbicide, atrazine must be tank mixed with Callisto.
- If atrazine is mixed with Callisto, do not apply to corn that is more than 12 inches in height.
- Corn may be treated up to 30 inches tall or up to the 8-leaf stage of corn growth. Do not harvest forage, grain, or stover within 45 days after application.

CALLISTO USED ALONE – PREEMERGENCE

Apply Callisto alone at 6.0-7.7 fl. oz./A (0.188-0.24 lb. a.i./A) by ground sprayers in a spray volume of 10-30 gals. of water (up to 80 gals. if applied with liquid fertilizers) per acre for broadleaf weed control. For a list of weeds controlled, refer to Table 2. Callisto may be tank mixed with preemergence grass herbicides for grass control. Refer to the tank mix section for a list of partners.

CALLISTO COMBINATIONS – POSTEMERGENCE

Application of Callisto at rates less than 0.094 lb. a.i./A (3.0 fl. oz.) postemergence may result in a loss of residual control. Always add an appropriate adjuvant to the spray tank (see the **Postemergence Adjuvant** section under **APPLICATION PROCEDURES** of this label). Refer to individual product labels for precautionary statements, restrictions, rates, approved uses, and a list of weeds controlled. Not all of the tank mix pesticides listed are registered for field corn, yellow popcorn, or sweet corn.

Tank Mixed with AAtrex® 4L or AAtrex® Nine-O® - Postemergence (see Table 1)

In these tank mixes, apply Callisto at 2.5-3.0 fl. oz./A. If weeds are more than 5 inches tall, or for improved control of common ragweed, Florida pusley, kochia, large crabgrass, morningglory spp., palmer amaranth, prickly sida, prostrate knotweed, Venice mallow, and wild buckwheat, or for faster weed control, add AAtrex 4L or AAtrex Nine-O at a minimum rate of 1.0 pt./A (or equivalent rate of other formulations of atrazine). **Do not use any atrazine formulation if corn is greater than 12 inches tall.**

Refer to individual product labels for precautionary statements, restrictions, rates, approved uses, and a list of weeds controlled.

Tank Mixed with Liberty® or Ignite® 280 SL – Postemergence

Callisto at a rate of 3.0 fl. oz./A (see Table 1) can be tank mixed with Liberty or Ignite 280 SL. Refer to individual product labels for precautionary statements, restrictions, rates, approved uses, and a list of weeds controlled.

Use tank mixes with Liberty or Ignite 280SL only on seed designated as LibertyLink® or warranted by Bayer CropScience as being tolerant to Liberty or Ignite 280SL Herbicides. Failure to follow these directions will lead to severe crop injury. Follow all other directions for use, including adjuvants, as specified on the Liberty product label. However, do not use crop oil concentrate (COC) as an adjuvant when tank mixing Callisto with Liberty or Ignite 280SL, or severe crop injury may occur

Callisto Tank Mixed with Glyphosate – Postemergence

Callisto may be applied postemergence at a rate of 3 fl. oz./A in tank mixture with a solo glyphosate product (such as Touchdown® or Roundup® brands) that is registered for use over-the-top in glyphosate tolerant (such as Agrisure™ GT Corn or Roundup Ready®) field corn. See Table 1 for the weeds controlled by Callisto postemergence.

Always add spray-grade ammonium sulfate (AMS) at 8.5-17.0 lbs./100 gallons to the tank mixture of Callisto plus solo glyphosate. When using liquid AMS products, use a rate that delivers an AMS equivalent of 8.5-17.0 lbs./100 gals of water.

If the glyphosate product has a built-in adjuvant system (i.e. the product label does not recommend additional adjuvant), add only AMS to the tank mixture. If the glyphosate product label calls for an adjuvant in addition to AMS, add a non-ionic surfactant (NIS) at 0.25-0.5 % v/v (1-2 quart/100 gallons).

Precautions for Glyphosate Mixtures:

1. Do not add urea ammonium nitrate (UAN), crop oil concentrate (COC), or methylated seed oil (MSO) type adjuvants to the tank mixture of Callisto plus glyphosate or crop injury may occur.
2. Application of the tank mixture of Callisto plus glyphosate to a corn hybrid that is not glyphosate tolerant will result in crop death.
3. Read and follow the Roundup Ready Gene or Glyphosate Tolerant Gene requirements on the glyphosate product label.

Tank Mixed with Lightning® – Postemergence

Callisto at a rate of 3.0 fl. oz./A (see Table 1) can be tank mixed with Lightning Herbicide. Refer to individual product labels for precautionary statements, restrictions, rates, approved uses, and a list of weeds controlled.

Use Callisto tank mixes with Lightning only on seed designated as CLEARFIELD™ corn, or warranted by BASF as being tolerant to Lightning Herbicide. Failure to follow these directions will lead to severe crop injury. Follow all other directions for use as specified on the Lightning product label. However, do not use a Methylated Seed Oil (MSO), or an MSO blend, as an adjuvant when tank mixing Callisto with Lightning, or severe crop injury may result.

Tank Mixed with Basagran® – Postemergence

Callisto at a rate of 3.0 fl. oz./A (see Table 1) can be tank mixed with Basagran. Refer to individual product labels for precautionary statements, restrictions, rates, approved uses, and a list of weeds controlled.

Tank Mixed with Accent®, Basis®, Steadfast®, Steadfast® ATZ or Stout™ – Postemergence

Callisto at a rate of 3.0 fl. oz./A can be tank mixed with Accent, Basis, Steadfast, Steadfast ATZ, or Stout. Refer to individual product labels for precautionary statements, restrictions, rates, approved uses, and a list of weeds controlled.

Tank Mixed with Buctril® or Moxy™ (2 lb./gallon) – Postemergence

To aid in the control of certain broadleaf weeds (e.g. ragweeds), Callisto at a rate of 3.0 fl. oz./A can be tank mixed with Buctril or Moxy at a rate up to 6 fl. oz./A. Buctril or Moxy can be used in place of atrazine in corn that is greater than 12 inches tall, which is the corn height limit for the use of atrazine. Refer to individual product labels for precautionary statements, restrictions, rates, approved uses, and a list of weeds controlled.

Tank Mixed with Dual Magnum® or Dual II Magnum® – Postemergence

Callisto at a rate of 3.0 fl. oz./A can be tank mixed with Dual Magnum or Dual II Magnum, but special attention must be paid to adjuvant selection and/or application method. As EC formulations, Dual Magnum and Dual II Magnum can act like an adjuvant in certain combinations and thus increase the risk of crop injury. If either of these tank mixtures are used, the user must either leave the crop oil concentrate (COC) out of the adjuvant mix or apply as a post-directed spray to minimize contact with crop foliage. In either case, the control of emerged weeds may be reduced somewhat due to less than optimum adjuvant effect or weed coverage and there is still a risk of temporary crop injury in the form of leaf burn with these mixtures. Refer to individual product labels for precautionary statements, restrictions, rates, approved uses, and a list of weeds controlled.

Tank Mixed with Bicep II Magnum® or Bicep Lite II Magnum® – Postemergence

Callisto at a rate of 3.0 fl. oz./A can be tank mixed with Bicep II Magnum or Bicep Lite II Magnum, but special attention must be paid to adjuvant selection and/or application method. If either of these tank mixtures are used, the user must either leave the nitrogen based adjuvant (UAN or AMS) out of the mix or apply as a post-directed spray to minimize contact with crop foliage. There is still a risk of temporary crop injury in the form of leaf burn with these mixtures. To further reduce the risk of crop injury, the user may also leave out the crop oil concentrate (COC), or replace it with a nonionic surfactant (NIS). In all cases, the control of emerged weeds may be reduced somewhat due to less than optimum adjuvant effect or weed coverage. Refer to individual product labels for precautionary statements, restrictions, rates, approved uses, and a list of weeds controlled. Do not apply either of these tank mixtures to corn greater than 12 inches tall.

CALLISTO COMBINATIONS – PREEMERGENCE

Tank Mixed with Axiom®, Define™ DF, Degree™, Dual II Magnum, Dual Magnum, Frontier®, Harness®, Outlook™, Surpass® EC, Prowl®, or Topnotch® – Preemergence

Callisto at a rate of 6.0-7.7 fl. oz./A (see Table 2) can be tank mixed with Axiom, Define DF, Degree, Dual II Magnum, Dual Magnum, Frontier, Harness, Outlook, Surpass EC, Prowl, or Topnotch. Refer to individual product labels for precautionary statements, restrictions, rates, approved uses, and a list of weeds controlled.

Tank Mixed with AAtrex, Bicep II Magnum, Bicep Lite II Magnum, Degree Xtra™, Guardsman®, Guardsman Max®, Fultime™, Harness Xtra®, Harness Xtra® 5.6L, Keystone™ LA, or Keystone™ – Preemergence

Callisto at a rate of 5.0-6.0 fl. oz./A (see Table 2) can be tank mixed with AAtrex, Bicep II Magnum, Bicep Lite II Magnum, Degree Xtra, Guardsman, Guardsman Max, Fultime, Harness Xtra, Keystone LA, or Keystone. Refer to individual product labels for precautionary statements, restrictions, rates, approved uses, and a list of weeds controlled.

Used in Combination with Preemergence Burndown Herbicides: Tank Mixed with Expert®, Gramoxone Inteon®, Roundup Brands, Touchdown Brands, and/or 2,4-D – Preemergence

For improved broadleaf weed control with limited residual control prior to planting corn and before corn emergence, apply Callisto at 3.0 fl. oz./A by ground sprayers in tank mixes with Gramoxone Inteon, Roundup brands, Touchdown brands, and/or 2,4-D. For greater residual control, use 6.0-7.7 oz./A of Callisto (see Table 2) with the above products. Use the adjuvant system recommended by the burndown herbicide. Refer to individual product labels for precautionary statements, restrictions, rates, approved uses, and a list of weeds controlled.

CRANBERRY

Callisto may be applied to bearing or non-bearing cranberry beds for control or suppression of bog St. John's wort (*Hypericum boreala*), rushes (*Juncus canadensis*, *J. effuses*, *J. bufonlus*, *J. tenuis*), sedges spp. (*Carex* spp.), yellow loosestrife (*Lysimachia terrestris*) and silverleaf (*Potentilla pacifica*) in addition to the weeds listed in Tables 1 and 2. Callisto may be applied in cranberries at a rate up to 8 oz./A. Apply no more than two applications per crop per year and not more than 16 oz./A in total per year. If two applications are made, they must be made no closer than 14 days apart. The use of a crop oil concentrate (COC) type adjuvant at 1% v/v or non-ionic surfactant (NIS) at 0.25% v/v is recommended. Avoid using COC of NIS adjuvants that are injurious to cranberry leaves. In non-bearing cranberries, make the Callisto application(s) after the bud break stage, but not less than 45 days before flooding in fall or winter. In bearing cranberries, make the Callisto application(s) after the bud break stage, but not less than 45 days prior to flooding or harvest.

Additional Restrictions: 1) Do not apply directly to water or areas where surface water is present. 2) Do not contaminate water when disposing of equipment wash water or rinsate. 3) Do not apply within 10 feet of surface water or where there is no buffer strip of vines between the treated area and any surface water. 4) Do not spray to runoff. 5) Do not apply through any type of irrigation system. 6) Do not apply if rainfall or sprinkler irrigation for frost protection is expected within 12 hours.

BUSH AND CANE BERRIES (CROP SUBGROUP 13B)

Note: Not all cultivars and types of berries that are included within the Environmental Protection Agencies definition of bush and cane berries (Crop Subgroup 13B) have been tested and shown to have adequate crop safety to Callisto Herbicide. Those that

have been tested, and are believed to be reasonably fit, are listed below along with use directions for that crop. If Callisto is used on bush or cane berries not listed below, severe crop injury may occur.

Callisto may be applied as a pre-bloom-post-directed spray in high-bush blueberry, lingonberry, black and red raspberry, and blackberry. For a list of weeds controlled see Tables 1 and 2. Callisto may be applied in bush or cane berries at a rate up to 6 oz./A. If a split application weed control program is desired, 3 oz./A followed by 3 oz./A may be used, but no more than two applications per crop per year are allowed and not more than 6 oz./A in total per year. If two applications are made, they must be made no closer than 14 days apart. The use of a crop oil concentrate (COC) type adjuvant at the rate of 1% v/v is recommended, but avoid using COC adjuvants that are injurious to bush or cane berry leaves. Do not apply Callisto to bush or cane berries after the onset of the bloom stage or illegal residues may occur.

In low bush blueberries, Callisto may only be applied in the non-bearing year. This application may be a broadcast application. Up to 6 oz./A of Callisto may be applied in a single application, or 3 oz./A followed by 3 oz./A if used in a split application program. No more than two applications per year are allowed and not more than 6 oz./A in total per year. If two applications are made, they must be made no closer than 14 days apart. The use of a crop oil concentrate (COC) type adjuvant at 1% v/v is recommended.

FLAX

Callisto may be applied preemergence in flax, i.e. after planting but before crop emergence, at a rate up to 6 oz./A as a pre-bloom, post-directed spray. For a list of weeds controlled see Tables 1 and 2. Do not apply more than one application, and not more than 6 fl. oz./A, per crop or per year in flax. If weeds are emerged at the time of application, the use of a crop oil concentrate (COC) type adjuvant at the rate of 1% v/v is recommended. In addition, a spray grade UAN (e.g., 28-0-0) at the rate of 2.5 % (v/v) or AMS at the rate of 8.5 lb./100 gals. of spray solution may be added to improve the burndown of existing weeds. Applications of Callisto to emerged flax can result in severe crop injury.

Rotational crop options following Callisto use in flax are the same as those for corn, which can be found under the ROTATIONAL CROPS heading within the corn section of this label.

PEARL MILLET

Callisto may be applied preemergence in pearl millet, i.e. after planting but before crop emergence, at a rate up to 6 oz./A. For a list of weeds controlled see Table 2. Do not apply more than one application, and not more than 6 oz./A per crop or per year in pearl millet. If weeds are emerged at the time of application, the use of a crop oil concentrate (COC) type adjuvant at the rate of 1% v/v is recommended. In addition, a spray grade

UAN (e.g., 28-0-0) at the rate of 2.5 % (v/v) or AMS at the rate of 8.5 lb./100 gals. of spray solution may be added to improve the burndown of existing weeds. Applications of Callisto to emerged pearl millet can result in severe crop injury.

ASPARAGUS

Callisto can be applied broadcast or banded at a rate of 3.0-7.7 fl. oz./A to asparagus as a spring application prior to spear emergence, as a post-harvest application (after final harvest), or both.

Use the 3.0 fl. oz./A rate for postemergence control or partial control of the emerged weeds listed in Table 1. Use the 6.0-7.7 fl. oz./A rate for preemergence control or partial control of the weeds listed in Table 2. For banded applications, the application must be made to account for band width, i.e. to deliver 3.0-7.7 fl. oz. per treated acre. For the best preemergence weed control with spring applications, Callisto must be applied after fern mowing, disking or other tillage operation but prior to asparagus spear emergence.

When making post-harvest applications, the rate applied preemergence in the spring must be taken into account so as not to exceed the 7.7 fl. oz./A/year rate limit. Post-harvest applications must be made in a way that minimizes contact with any standing asparagus spears or ferns and maximizes contact with the weeds and/or soil, e.g. by using a directed or semi-directed type application, or crop injury may occur. With post-harvest applications, the use of an adjuvant will increase the risk of crop injury.

If weeds are emerged at the time of the Callisto application, the addition of a crop oil concentrate (COC) type adjuvant at the rate of 1% v/v or a nonionic surfactant (NIS) at the rate of 0.25% v/v is recommended. In addition to COC or NIS, a spray grade UAN (e.g. 28-0-0) at the rate of 2.5% v/v or ammonium sulfate (AMS) at the rate of 8.5 lb./100 gallons of spray solution may be added for improved burndown of emerged weeds. If weeds have not yet emerged, no adjuvant is recommended.

Restrictions:

1. Do not apply more than 7.7 fl. oz./A of Callisto per year.
2. Do not make more than two Callisto applications per year.

BLUEGRASS, PERENNIAL RYEGRASS AND TALL FESCUE GROWN FOR SEED

Callisto can be applied to bluegrass, perennial ryegrass, or tall fescue which is grown for seed. Callisto can be applied as a preemergence application to bare soil (new seeding) or as a postemergence application to an emerged grass crop, but not both.

Preemergence application: Apply Callisto as a broadcast, surface spray at a rate of 6.0 fl. oz./A to a newly seeded crop. The Callisto application must be made prior to crop and weed emergence. Rainfall or irrigation as the newly seeded grass crop emerges

from the soil may increase the risk of injury from Callisto. Grass crop injury symptoms include temporary bleaching of newly emerged leaves, or in extreme conditions, stunting. For a list of preemergence weeds controlled or partially controlled see Table 2.

Postemergence application: Apply Callisto as a broadcast postemergence spray at a rate of 3.0–6.0 fl. oz./A to emerged bluegrass, perennial ryegrass or tall fescue grown for seed. Use the 3.0 fl. oz./A rate for postemergence control or partial control of the weeds listed in Table 1. Use the 6.0 fl. oz./A rate for postemergence weed control plus extended residual weed control (see Table 2). The addition of a crop oil concentrate type adjuvant at 1% v/v or a nonionic surfactant (NIS) type adjuvant at a rate of 0.25% v/v is recommended. Postemergence applications of Callisto may result in temporary bleaching of the grass crop.

In addition to COC or NIS, a spray grade UAN (e.g. 28-0-0) at the rate of 2.5% v/v or ammonium sulfate (AMS) at the rate of 8.5 lb./100 gallons of spray solution may also be added for improved control of emerged weeds. The addition of UAN or AMS will improve consistency of postemergence weed control but will also increase the risk of grass crop injury, especially at Callisto rates greater than 3.0 fl. oz./A. If grass crop injury is a concern, do not add UAN or AMS to the spray solution.

Tank mixing other pesticides with Callisto postemergence may increase the risk of crop injury. Avoid adding pesticides with emulsifiable concentrate (EC) type formulations to Callisto for applications made postemergence to the crop.

Restrictions:

1. Do not harvest the grass crop for seed or straw within 60 days following the application of Callisto.
2. Do not graze or feed forage from treated areas within 14 days following harvest of seed or straw and at least 74 days after application of Callisto.
3. Do not make more than one application of Callisto per year.
4. Do not apply more than 6 fl. oz./A of Callisto per year.
5. Applications of Callisto to grasses grown for seed species not listed on this label may result in severe injury.

OATS

Callisto can be applied preemergence or postemergence (but not both) for weed control in oats.

For preemergence control or partial control of the weeds listed in Table 2, apply Callisto broadcast at a rate of 6.0 fl. oz./A prior to oat emergence. For best preemergence weed control, the Callisto application must be made prior to weed emergence.

For postemergence (after oat emergence) control or partial control of the weeds listed in Table 1, apply Callisto at a rate of 3.0 fl. oz./A. For best results, Callisto must be applied to emerged weeds that are less than 5" tall. Postemergence applications of Callisto may result in temporary injury of the oat crop. Injury symptoms may include leaf bleaching, leaf burn and in extreme conditions, stunting.

If emerged weeds are present at the time of the Callisto application, the addition of a crop oil concentrate (COC) type adjuvant at a rate of 1% v/v or a nonionic surfactant (NIS) type adjuvant at a rate of 0.25% v/v is recommended. In addition to COC or NIS, a spray grade UAN (e.g. 28-0-0) at the rate of 2.5% v/v or ammonium sulfate (AMS) at the rate of 8.5 lb./100 gallons of spray solution may be added for improved weed control. If emerged weeds are not present at the time of the Callisto application, no additives are recommended. If oat injury is a concern, eliminating the use of UAN or AMS will reduce the risk for postemergence crop injury. Additionally, the use of NIS instead of COC will also reduce the oat injury risk. However, weed control is also reduced if UAN or AMS is eliminated and when switching from COC to NIS.

Tank mixing other pesticides with Callisto postemergence may increase the risk of injury. Avoid adding pesticides with emulsifiable concentrate (EC) type formulations to Callisto for applications made postemergence to the crop.

Restrictions:

1. Do not graze or feed forage from treated areas within 30 days following an application of Callisto.
2. Do not harvest oats within 50 days following the application of Callisto.
3. Do not make more than one application of Callisto per year.
4. Do not apply Callisto preemergence (prior to oat emergence) at more than 6.0 fl. oz./A/year.
5. Do not apply Callisto postemergence at more than 3.0 fl. oz./A/year.
6. If the oat crop treated with Callisto is lost or destroyed, oats may be replanted immediately. If Callisto was applied to the lost oat crop, no additional Callisto can be applied to the replanted oat crop.

OKRA

Callisto can be applied as a row-middle or a hooded post-direct treatment (but not both) for weed control in okra.

Preemergence row-middle application: Apply Callisto at a rate of 6.0 fl. oz./A as a banded application to the row middles prior to weed emergence. For this banded application, leave one foot of untreated area over the okra row or 6" to each side of the planted row. For banded applications, the application must be made to account for band width, i.e. to deliver 6.0 fl. oz. per treated acre. Do not apply Callisto directly over the planted okra row or severe crop injury may occur. Injury risk is greatest on coarse textured soils (sand, sandy loam or loamy sand).

Postemergence hooded application: Apply Callisto at a rate of 3.0 fl. oz./A as a postemergence directed application using a hooded sprayer for control or partial control of the weeds listed in Table 1. Okra must be at least 3" tall at the time of this application. It is recommended that a nonionic surfactant (NIS) type adjuvant at a rate of 0.25% v/v be added to the spray solution. For postemergence hooded applications, the spray equipment must be set up to minimize the amount of Callisto that contacts the okra foliage or crop injury will occur. For best postemergence results, Callisto must be applied to actively growing weeds.

Restrictions:

1. Do not harvest okra within 28 days following the application of Callisto.
2. Do not make more than one application of Callisto per okra crop.
3. Do not apply Callisto as a row-middle application at more than 6.0 fl. oz. per treated acre per year.
4. Do not apply Callisto as a post-directed application at more than 3.0 fl. oz. per acre per year.
5. Do not apply Callisto as a broadcast preemergence or broadcast postemergence application to okra or severe injury will occur.
6. If the okra crop treated with Callisto is lost or destroyed, okra can be replanted only in the soil band that was not treated with Callisto.

RHUBARB

Callisto can be applied prior to crop emergence for weed control in established rhubarb.

Apply Callisto at a rate of 6.0 fl. oz./A to dormant (prior to any spring green-up) rhubarb for control or partial control of the weeds listed in Table 2. If weeds are emerged at the time of application, it is recommended that a crop oil concentrate (COC) type adjuvant at 1% v/v or a nonionic surfactant (NIS) type adjuvant at a rate of 0.25% v/v be added to the spray solution. Applications of Callisto to rhubarb that is not dormant may result in a temporary bleaching symptomology. Rainfall or irrigation after the Callisto application may increase the risk of injury to emerging rhubarb.

Restrictions:

1. Do not harvest rhubarb within 21 days following the application of Callisto.
2. Do not make more than one application of Callisto per year.
3. Do not apply Callisto at more than 6.0 fl. oz./A/year.

GRAIN SORGHUM AND SWEET SORGHUM

Callisto can be applied preemergence or pre-plant non-incorporated up to 21 days before planting sorghum for control or partial control of the weeds listed in Table 2.

Apply Callisto preemergence at a rate of 6.0–6.4 fl. oz./A as a broadcast non-incorporated application prior to sorghum emergence. Applying Callisto less than 7 days before sorghum planting will increase the risk of crop injury, especially if irrigation or rainfall is received following the application. Injury symptoms include temporary bleaching of newly emerging sorghum leaves. Applying Callisto more than 7 days (but not more than 21) prior to planting will reduce the risk of crop injury.

If Callisto is applied prior to planting, minimize disturbance of the herbicide treated soil barrier during the planting process in order to lessen the potential for weed emergence.

If emerged weeds are present at the time of the preemergence application, it is recommended that a nonionic surfactant (NIS) type adjuvant at a rate of 0.25% v/v or a crop oil concentrate (COC) type adjuvant at a rate of 1% v/v be added to the spray solution. In addition to COC or NIS, a spray grade UAN at a rate of 2.5% v/v or ammonium sulfate (AMS) at a rate of 8.5 lb./100 gallons of spray solution can be added to the spray solution.

Restrictions:

1. Do not apply more than 6.4 oz./A of Callisto per year.
2. Do not apply Callisto to emerged sorghum or severe crop injury may occur.
3. Do not use Callisto in the production of forage sorghum, sudangrass, sorghum-sudangrass hybrids, or dual purpose sorghum .
4. Do not apply Callisto to sorghum that is grown on coarse textured soils (e.g. sandy loam, loamy sand, sand).
5. In the State of Texas, do not apply Callisto to sorghum grown South of Interstate 20 (I-20) or East of Highway 277.

SOYBEAN

Callisto can be applied preemergence to soybeans that are identified as mesotrione tolerant. Applications to soybeans that are not mesotrione tolerant will result in significant crop injury. For a list of mesotrione tolerant soybean varieties, contact a Syngenta Technical Representative.

Preemergence Application: For preemergence control of the weeds listed in Table 2, apply Callisto prior to soybean emergence at a rate of 6.0 fl. oz./A. Apply the higher rate for longer residual control. Callisto may be tank mixed with other registered soybean herbicides such as Dual Magnum, Dual II Magnum, and Prefix®. Refer to the tank mix partner label and follow all precautions and restrictions.

If weeds are emerged at the time of application, add either a non-ionic surfactant (NIS) at 1 qt./100 gallons (0.25% v/v) or a crop oil concentrate (COC) at 1 gallon/100 gallons (1% v/v). In addition to NIS or COC, it is also recommended to add either ammonium sulfate (AMS) at 8.5-17 lbs/100 gallon (or equivalent).

Restrictions:

1. Apply no more than 6.0 fl. oz./A per soybean crop per year.
2. Do not apply Callisto to emerged soybeans.
3. Do not graze or feed soybean forage or hay to livestock.

SUGARCANE

Callisto can be applied preemergence, postemergence over-the-top or postemergence directed for weed control in sugarcane.

Preemergence Applications: Apply Callisto for preemergence weed control at 6.0–7.7 fl. oz./A after the planting of plant-cane or after harvest of ratoon-cane. For a list of weeds controlled preemergence, refer to Table 2. If some weeds are already emerged at the time of application, add a crop oil concentrate (COC) type adjuvant at a rate of 1% v/v or a nonionic surfactant (NIS) type adjuvant at a rate of 0.25% v/v to the spray solution. In addition to COC or NIS, a spray grade UAN at a rate of 2.5% v/v or ammonium sulfate (AMS) at a rate of 8.5 lb./100 gallons of spray solution can be added to the spray solution. For improved preemergence weed control, AAtrex or Evik® can be tank mixed with Callisto. Refer to the tank mix partner label for specific rates and use directions.

Postemergence Applications: Apply Callisto postemergence at 3.0 fl. oz./A for control of the weeds listed in Table 1. Postemergence applications may be made as a post-over-the-top or as a post-directed spray to the base of the sugarcane. If a preemergence application was made earlier in the season, only one postemergence application can be made. If no preemergence application was made earlier in the season, both a post-over-the-top and a post-directed application can be made. For best results, Callisto must be applied to actively growing weeds.

For postemergence applications, it is recommended that a crop oil concentrate (COC) type adjuvant at a rate of 1% v/v or a nonionic surfactant (NIS) type adjuvant be added to the spray solution. In addition to COC or NIS, the use of a spray grade UAN (e.g. 28-0-0) at 2.5% v/v or ammonium sulfate (AMS) at a rate of 8.5 lb./100 gallons of spray solution can be added for improved control of weeds.

For additional postemergence weed control, Callisto can be tank mixed with atrazine, asulox and/or Envoke®. Refer to the tank mix product labels for specific rates and use directions.

Restrictions:

1. Do not apply more than 7.7 fl. oz./A of Callisto as a preemergence application.
2. Do not apply more than 3.0 fl. oz./A of Callisto in a postemergence application.
3. Do not make more than two applications of Callisto per year.
4. Do not make two Callisto applications less than 14 days apart.

- 5. If a preemergence application is made, do not apply more than 10.7 fl. oz./A of Callisto per year.
- 6. If only postemergence applications are made, do not apply more than 6 fl. oz./A of Callisto per year.
- 7. Do not harvest sugarcane within 114 days following a post-over-the-top application of Callisto (114 day PHI).
- 8. Do not harvest sugarcane within 100 days following a post-directed application of Callisto (100 day PHI).

STORAGE AND DISPOSAL

Do not contaminate water, food, or feed by storage or disposal.

Pesticide Storage

Keep container tightly closed when not in use. Do not store near seed, fertilizers, or foodstuffs. Can be stored at temperatures as low as -20°F. Keep away from heat and flame.

Pesticide Disposal

Open dumping is prohibited. Waste resulting from the use of this product may be disposed of on site or at an approved waste disposal facility.

Container Handling [Less Than 5 Gallons]

Non-refillable container. Do not reuse or refill this container. Triple rinse container (or equivalent) promptly after emptying. Triple rinse as follows: empty the remaining contents into application equipment of a mix tank and drain for 10 seconds after the flow begins to drip. Fill the container ¼ full with water and recap. Shake for 10 seconds. Pour rinsate into application equipment or a mix tank or store rinsate for later use or disposal. Drain for 10 seconds after the flow begins to drip. Repeat this procedure two more times. Then offer for recycling if available or puncture and dispose of in a sanitary landfill, or by incineration, or, if allowed by state and local authorities, by burning. If burned, stay out of smoke.

Container Handling [Bulk/Mini-Bulk]

Refillable container. Refill this container with pesticide only. Do not use this container for any other purpose. Cleaning the container before final disposal is the responsibility of the person disposing of the container. Cleaning before refilling is the responsibility of the person refilling. To clean container before final disposal, empty the remaining contents from this container into application equipment or mix tank. Fill the container about 10 percent full with water. Agitate vigorously or recirculate water with the pump for 2 minutes. Pour or pump rinsate into application equipment or rinsate collection

system. Repeat this rinsing procedure two more times. Then offer for recycling if available or puncture and dispose of in a sanitary landfill, or by incineration, or, if allowed by state and local authorities, by burning. If burned, stay out of smoke.

AAtrex®, Agrisure™, Bicep II Magnum®, Bicep Lite II Magnum®, Callisto®, Dual II Magnum®, Dual Magnum®, Envoke®, Evik®, Expert®, Gramoxone Inteon®, Touchdown®, Warrior®, and the Syngenta logo are trademarks of a Syngenta Group Company

Accent®, Basis®, Steadfast®, Steadfast® ATZ, Stout™, and Viton® trademarks of E. I. du Pont de Nemours and Company

Axiom™, Define™ DF, Ignite®, Liberty®, and LibertyLink® trademarks of Bayer CropScience

Basagran®, Clearfield®, Counter®, Frontier®, Guardsman®, Guardsman Max®, Lightning™, Outlook™, and Prowl® trademarks of BASF Corporation

Degree™, Degree Xtra™, Harness®, Harness® Xtra, Harness® Xtra 5.6L, and Roundup® trademarks of Monsanto Company

Fultime®, Keystone™, Keystone™ LA, Lorsban®, Surpass®, and Topnotch® trademarks of Dow AgroSciences

Moxy™ trademark of Agrilience, LLC

©201X Syngenta

For non-emergency (e.g., current product information), call
Syngenta Crop Protection at 1-800-334-9481.

Manufactured for:
Syngenta Crop Protection, LLC
P. O. Box 18300
Greensboro, North Carolina 27419-8300

SCP 1131A

[Base Label - 1 gallon]

GROUP 27 HERBICIDE

Callisto®

Herbicide

A Postemergence and Preemergence Herbicide for Control of Annual Broadleaf Weeds in Field Corn, Production Seed Field Corn, Field Corn Grown for Silage, Yellow Popcorn, Sweet Corn, and Other Listed Crops

Active Ingredient:

Mesotrione: (CAS No. 104206-82-8) 40.0%

Other Ingredients: 60.0%

Total: 100.0%

Contains 4 lbs. of active ingredient mesotrione per gallon.

AGRICULTURAL USE REQUIREMENTS

Use this product only in accordance with its labeling and with the Worker Protection Standard, 40 CFR part 170. Refer to supplemental labeling under "Agricultural Use Requirements" in the Directions for Use section for information about this standard.

EPA Reg. No. 100-1131

EPA Est.



SCP 1131A-

1 gallon
Net Contents

KEEP OUT OF REACH OF CHILDREN.

CAUTION

See additional precautionary statements, pesticide storage and disposal statements, and directions for use inside booklet.

Precautionary Statement Statements

Hazards to Humans and Domestic Animals

CAUTION

Harmful if absorbed through skin. Prolonged or frequently repeated skin contact may cause allergic reactions in some individuals. Avoid contact with skin, eyes, or clothing.

FIRST AID	
If in eyes	<ul style="list-style-type: none"> • Hold eye open and rinse slowly and gently with water for 15-20 minutes. • Remove contact lenses, if present, after the first 5 minutes, then continue rinsing eye. • Call a poison control center or doctor for treatment advice.
If on skin or clothing	<ul style="list-style-type: none"> • Take off contaminated clothing. • Rinse skin immediately with plenty of water for 15-20 minutes. • Call a poison control center or doctor for treatment advice.
If inhaled	<ul style="list-style-type: none"> • Move person to fresh air. • If person is not breathing, call 911 or an ambulance, then give artificial respiration, preferably mouth-to-mouth, if possible. • Call a poison control center or doctor for further treatment advice.
If swallowed	<ul style="list-style-type: none"> • Call a poison control center or doctor immediately for treatment advice. • Have person sip a glass of water if able to swallow. • Do not induce vomiting unless told to do so by the poison control center or doctor. • Do not give anything by mouth to an unconscious person.
Have the product container or label with you when calling a poison control center or doctor, or going for treatment.	
HOTLINE NUMBER For 24-Hour Medical Emergency Assistance (Human or Animal), or Chemical Emergency Assistance (Spill, Leak, Fire, or Accident) Call 1-800-888-8372	

Environmental Hazards

Do not apply directly to water, or to areas where surface water is present, or to intertidal areas below the mean high water mark. Do not contaminate water when disposing of equipment wash water or rinsate.

Surface Water Advisory

This product may contaminate water through drift of spray in wind. This product has a high potential for runoff for several weeks after application. Poorly draining soils and soils with shallow water tables are more prone to produce runoff that contains this product. A level, well maintained vegetative buffer strip between areas to which this product is applied and surface water features such as ponds, streams, and springs will reduce the potential for contamination of water from runoff. Runoff of this product will be reduced by avoiding applications when rainfall is forecasted to occur within 48 hours. Sound erosion control practices will reduce this product's contribution to surface water contamination.

Physical and Chemical Hazards

Do not use or store near heat or open flame.

STORAGE AND DISPOSAL

Do not contaminate water, food, or feed by storage or disposal.

Pesticide Storage

Keep container tightly closed when not in use. Do not store near seed, fertilizers, or foodstuffs. Can be stored at temperatures as low as -20°F. Keep away from heat and flame.

Pesticide Disposal

Open dumping is prohibited. Waste resulting from the use of this product may be disposed of on site or at an approved waste disposal facility.

Container Handling

Non-refillable container. Do not reuse or refill this container. Triple rinse container (or equivalent) promptly after emptying. Triple rinse as follows: empty the remaining contents into application equipment of a mix tank and drain for 10 seconds after the flow begins to drip. Fill the container ¼ full with water and recap. Shake for 10 seconds. Pour rinsate into application equipment or a mix tank or store rinsate for later use or disposal. Drain for 10 seconds after the flow begins to drip. Repeat this procedure two more times. Then offer for recycling if available or puncture and dispose of in a sanitary landfill, or by incineration, or, if allowed by state and local authorities, by burning. If burned, stay out of smoke.

Callisto®, Callisto Plant Technology®, and the Syngenta logo are trademarks of a Syngenta Group Company

©201X Syngenta

Manufactured for:
Syngenta Crop Protection, LLC
P. O. Box 18300
Greensboro, North Carolina 27419-8300

SCP 1131A

CAL 1131 MAS 0910 NOTIF APRIL 2011-Hilite - bb - 4-29-11

000100-01131.04290211.NOTIF-CALLISTO-APRIL2011-hilite