



UNITED STATES ENVIRONMENTAL PROTECTION AGENCY
WASHINGTON, DC 20460

OFFICE OF CHEMICAL SAFETY
AND POLLUTION PREVENTION

September 20, 2018

Tamara Murphy
Senior Regulatory Product Manager
Syngenta Crop Protection, LLC
P.O. Box 18300
Greensboro, NC 27419

Subject: Label Amendment – Correcting crop groups and general label updates
Product Name: Fusilade DX Herbicide
EPA Registration Number: 100-1070
Application Date: 07/02/2018
Decision Number: 542617

Dear Ms. Murphy:

The amended label referred to above, submitted in connection with registration under the Federal Insecticide, Fungicide and Rodenticide Act, as amended, is acceptable. This approval does not affect any conditions that were previously imposed on this registration. You continue to be subject to existing conditions on your registration and any deadlines connected with them.

A stamped copy of your labeling is enclosed for your records. This labeling supersedes all previously accepted labeling. You must submit one copy of the final printed labeling before you release the product for shipment with the new labeling. In accordance with 40 CFR 152.130(c), you may distribute or sell this product under the previously approved labeling for 18 months from the date of this letter. After 18 months, you may only distribute or sell this product if it bears this new revised labeling or subsequently approved labeling. "To distribute or sell" is defined under FIFRA section 2(gg) and its implementing regulation at 40 CFR 152.3.


Should you wish to add/retain a reference to the company's website on your label, then please be aware that the website becomes labeling under the Federal Insecticide Fungicide and Rodenticide Act and is subject to review by the Agency. If the website is false or misleading, the product would be misbranded and unlawful to sell or distribute under FIFRA section 12(a)(1)(E). 40 CFR 156.10(a)(5) list examples of statements EPA may consider false or misleading. In addition, regardless of whether a website is referenced on your product's label, claims made on the website may not substantially differ from those claims approved through the registration process. Therefore, should the Agency find or if it is brought to our attention that a website contains false or misleading statements or claims substantially differing from the EPA approved registration, the website will be referred to the EPA's Office of Enforcement and Compliance.

Your release for shipment of the product constitutes acceptance of these conditions. If these conditions are not complied with, the registration will be subject to cancellation in accordance

Page 2 of 2
EPA Reg. No. 100-1070
Decision No. 542617

with FIFRA section 6. If you have any questions, please contact Lisa Pahel by phone at (703) 347-0459, or via email at pahel.lisa@epa.gov.

Sincerely,

A handwritten signature in black ink, appearing to read "Erik Kraft". The signature is fluid and cursive, with the first name "Erik" being more prominent than the last name "Kraft".

Erik Kraft, Product Manager 24
Fungicide and Herbicide Branch
Registration Division (7505P)
Office of Pesticide Programs

Sale, use, and distribution of this product in Nassau and Suffolk Counties in the State of New York is prohibited.

FLUAZIFOP-P-BUTYL	GROUP	1	HERBICIDE
--------------------------	--------------	----------	------------------

Fusilade® DX Herbicide

Postemergence Herbicide for Control of Perennial and Annual Grass Weeds in Agricultural Areas

Active Ingredient:

Fluazifop-P-butyl

Butyl (*R*)-2-[4-[[5-(trifluoromethyl)-2-pyridinyl]oxy]phenoxy]propanoate* 24.5%

Other Ingredients: 75.5%

Total: 100.0%

Fusilade® DX Herbicide formulation is an emulsifiable concentrate (EC).

*Fusilade DX Herbicide contains 2 pounds (+) isomer (fluazifop-P-butyl) per gallon.

Contains petroleum distillates.

KEEP OUT OF REACH OF CHILDREN.

CAUTION

See additional Precautionary Statements and Directions for Use inside booklet.

EPA Reg. No. 100-1070

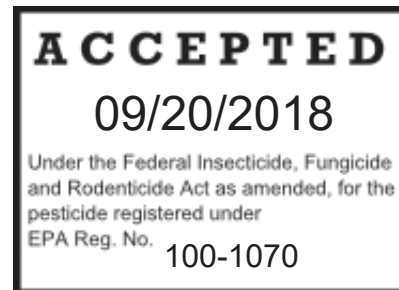
EPA Est.

Product of
Formulated in the

SCP 1070

_____ gallons
Net Contents

[Batch Code: _____ (*For nonrefillables only.*)]



FIRST AID	
If on skin or clothing	<ul style="list-style-type: none">• Take off contaminated clothing.• Rinse skin immediately with plenty of water for 15-20 minutes.• Call a poison control center or doctor for treatment advice.
If inhaled	<ul style="list-style-type: none">• Move person to fresh air.• If person is not breathing, call 911 or an ambulance, then give artificial respiration, preferably mouth-to-mouth if possible.• Call a poison control center or doctor for further treatment advice.
If in eyes	<ul style="list-style-type: none">• Hold eye open and rinse slowly and gently with water for 15-20 minutes. Remove contact lenses, if present, after the first 5 minutes, then continue rinsing eye.• Call a poison control center or doctor for treatment advice.
If swallowed	<ul style="list-style-type: none">• Immediately call a poison control center or doctor.• Do not induce vomiting unless told to do so by a poison control center or doctor.• Do not give any liquid to the person.• Do not give anything by mouth to an unconscious person.
NOTE TO PHYSICIAN	
Contains petroleum distillates - vomiting may cause aspiration pneumonia.	
Have the product container or label with you when calling a poison control center or doctor, or going for treatment. You may also contact 1-800-888-8372 for emergency medical treatment information.	
HOTLINE NUMBER	
For 24-Hour Medical Emergency Assistance (Human or Animal) or Chemical Emergency Assistance (Spill, Leak, Fire, or Accident), Call 1-800-888-8372	

PRECAUTIONARY STATEMENTS

Hazards to Humans and Domestic Animals

CAUTION

Harmful if absorbed through skin. Harmful if inhaled. Causes moderate eye irritation. Avoid contact with skin, eyes or clothing. Avoid breathing (spray mist or vapor). Prolonged or frequently repeated skin contact may cause allergic reactions in some individuals.

Personal Protective Equipment (PPE)

Applicators and handlers (other than mixers and loaders) must wear:

- Long-sleeved shirt and long pants
- Chemical-resistant gloves made of barrier laminate, nitrile rubber ≥ 14 mils, neoprene rubber ≥ 14 mils, or Viton® ≥ 14 mils
- Shoes plus socks

Mixers and Loaders must wear:

- Long-sleeved shirt and long pants
- Chemical-resistant gloves made of barrier laminate, nitrile rubber ≥ 14 mils, neoprene rubber ≥ 14 mils, or Viton ≥ 14 mils
- Shoes plus socks
- Protective eyewear
- Chemical-resistant apron when mixing or loading

In addition, mixers/loaders supporting aerial applications to crops over 720 acres per day and applicators using a mechanically-pressurized handgun to make a spot treatment on blueberry, lowbush; lingonberry; currant, native; Bushberry Subgroup 13-07B; and Caneberry Subgroup 13-07A must wear a minimum of a NIOSH approved filtering face piece respirator with any N filter (TC-84A). You can also use other NIOSH approved particulate respirators that offer more protection.

Follow manufacturer's instructions for cleaning/maintaining PPE. If no such instructions for washables exist, use detergent and hot water. Keep and wash PPE separately from other laundry.

Engineering Controls

When handlers use closed systems, enclosed cabs, or aircraft in a manner that meets the requirements listed in the Worker Protection Standard (WPS) for agricultural pesticides [40 CFR 170.240(d)(4-6)], the handler PPE requirements may be reduced or modified as specified in the WPS.

User Safety Recommendations

Users should:

- Wash hands before eating, drinking, chewing gum, using tobacco or using the toilet.
- Remove clothing/PPE immediately if pesticide gets inside. Then wash thoroughly and put on clean clothing.
- Remove PPE immediately after handling this product. Wash the outside of gloves before removing. As soon as possible, wash thoroughly and change into clean clothing.

Environmental Hazards

This product is toxic to fish and aquatic invertebrates. Do not apply to areas where runoff into water bodies is expected. This product is toxic to grasses and other monocot plants. Minimize exposure to non-target plants and do not apply when weather conditions favor drift from target areas. Do not apply directly to water, to areas where surface water is present, or to intertidal areas below the mean high water mark. Do not contaminate water when disposing of equipment washwaters or rinsate.

Physical or Chemical Hazards

Do not use or store near heat or open flame.

Groundwater Advisory

Fluazifop-p-butyl is known to leach through soil into groundwater under certain conditions as a result of label use. This chemical may leach into groundwater if used in areas where soils are permeable, particularly where the water table is shallow.

Surface Water Advisory

This product may impact surface water quality due to runoff of rain water. This is especially true for poorly draining soils and soils with shallow groundwater.

This product is classified as having high potential for reaching surface water via runoff for several months or more after application. A level, well-maintained vegetative buffer strip between areas to which this product is applied and surface water features such as ponds, streams, and springs will reduce the potential loading of fluazifop-p-butyl from runoff water and sediment. Runoff of this product will be reduced by avoiding applications when rainfall is forecasted to occur within 48 hours.

CONDITIONS OF SALE AND LIMITATION OF WARRANTY AND LIABILITY

NOTICE: Read the entire Directions for Use and Conditions of Sale and Limitation of Warranty and Liability before buying or using this product. If the terms are not acceptable, return the product at once, unopened, and the purchase price will be refunded.

The Directions for Use of this product must be followed carefully. It is impossible to eliminate all risks inherently associated with the use of this product. Crop injury, ineffectiveness or other unintended consequences may result because of such factors as manner of use or application, weather or crop conditions, presence of other materials or other influencing factors in the use of the product, which are beyond the control of SYNGENTA CROP PROTECTION, LLC or Seller. To the extent permitted by applicable law, Buyer and User agree to hold SYNGENTA and Seller harmless for any claims relating to such factors.

SYNGENTA warrants that this product conforms to the chemical description on the label and is reasonably fit for the purposes stated in the Directions for Use, subject to the inherent risks referred to above, when used in accordance with directions under normal use conditions. To the extent permitted by applicable law: (1) this warranty does not extend to the use of the product contrary to label instructions, or under conditions not reasonably foreseeable to or beyond the control of Seller or SYNGENTA, and (2) Buyer and User assume the risk of any such use. **TO THE EXTENT PERMITTED BY APPLICABLE LAW, SYNGENTA MAKES NO WARRANTIES OF MERCHANTABILITY OR OF FITNESS FOR A PARTICULAR PURPOSE NOR ANY OTHER EXPRESS OR IMPLIED WARRANTY EXCEPT AS WARRANTED BY THIS LABEL.**

To the extent permitted by applicable law, in no event shall SYNGENTA be liable for any incidental, consequential or special damages resulting from the use or handling of this product. **TO THE EXTENT PERMITTED BY APPLICABLE LAW, THE EXCLUSIVE REMEDY OF THE USER OR BUYER, AND THE EXCLUSIVE LIABILITY OF SYNGENTA AND SELLER FOR ANY AND ALL CLAIMS, LOSSES, INJURIES OR DAMAGES (INCLUDING CLAIMS BASED ON BREACH OF WARRANTY, CONTRACT, NEGLIGENCE, TORT, STRICT LIABILITY OR OTHERWISE) RESULTING FROM THE USE OR HANDLING OF THIS PRODUCT, SHALL BE THE RETURN OF THE PURCHASE PRICE OF THE PRODUCT OR, AT THE ELECTION OF SYNGENTA OR SELLER, THE REPLACEMENT OF THE PRODUCT.**

SYNGENTA and Seller offer this product, and Buyer and User accept it, subject to the foregoing Conditions of Sale and Limitation of Warranty and Liability, which may not be modified except by written agreement signed by a duly authorized representative of SYNGENTA.

DIRECTIONS FOR USE

It is a violation of Federal Law to use this product in a manner inconsistent with its labeling.

This labeling must be in the possession of the user at the time of application.

Do not apply this product in a way that will contact workers or other persons, either directly or through drift. Only protected handlers may be in the area during application. For any requirements specific to your State or Tribe, consult the agency responsible for pesticide regulation.

AGRICULTURAL USE REQUIREMENTS

Use this product only in accordance with its labeling and with the Worker Protection Standard, 40 CFR Part 170. This Standard contains requirements for the protection of agricultural workers on farms, forests, nurseries, and greenhouses, and handlers of agricultural pesticides. It contains requirements for training, decontamination, notification, and emergency assistance. It also contains specific instructions and exceptions pertaining to the statements on this label about personal protective equipment (PPE) and restricted-entry interval. The requirements in this box only apply to uses of this product that are covered by the Worker Protection Standard.

Do not enter or allow worker entry into treated areas during the restricted-entry interval (REI) of 12 hours.

PPE required for early entry to treated areas that is permitted under the Worker Protection Standard and that involves contact with anything that has been treated, such as plants, soil, or water, is:

- Coveralls
- Chemical-resistant gloves made of barrier laminate, nitrile rubber \geq 14 mils, neoprene rubber \geq 14 mils, or Viton \geq 14 mils
- Shoes plus socks

NON-AGRICULTURAL USE REQUIREMENTS

The requirements in this box apply to uses of this product that are NOT within the scope of the Worker Protection Standard for agricultural pesticides (40 CFR Part 170). The WPS applies when this product is used to produce agricultural plants on farms, forests, nurseries, or greenhouses.

Do not treat areas while unprotected humans or domestic animals are present in the treatment areas. Do not allow entry into treated areas without protective clothing until sprays have dried.

Written or oral warnings must be given to workers who are expected to be in a treated area or in an area about to be treated with this product. When oral warnings are given, warnings shall be given in a language customarily understood by workers. Oral warnings must be given if there is reason to believe that written warnings cannot be understood by workers. Warnings must include the following information:

CAUTION: Area treated with Fusilade DX Herbicide on (date of application). Do not enter without appropriate protective clothing until sprays have dried. In case of accidental exposure to pesticide spray, wash the skin thoroughly with soap and water. Remove contaminated clothing and wash before reuse. If in eyes, flush with plenty of water. If irritation persists, get medical attention.

Sale, use, and distribution of this product in Nassau and Suffolk Counties in the State of New York is prohibited.

PRODUCT INFORMATION

Read all label directions before using.

Fusilade DX Herbicide is a selective postemergence herbicide for control of annual and perennial grass weeds in numerous crops and on fallow land, and on listed noncrop areas and nonbearing crops. Fusilade DX Herbicide will provide effective control of grass weeds in conventional tillage, minimum tillage, and no-till plantings. Fusilade DX Herbicide does not control broadleaf weeds or sedges (nutgrass).

Fusilade DX Herbicide is a systemic herbicide which moves from the treated foliage into the shoots, roots, rhizomes, stolons, and growing points (meristematic regions) of treated grass weeds.

Thorough coverage of all weed plant foliage is important for good activity. Optimum weed control is achieved when young actively growing weeds are treated that are not under stress from moisture, temperature, low soil fertility, mechanical, or chemical injury.

Control Symptoms

Growth of treated grass weeds stops soon after application. Symptoms include loss of vigor, yellowing and/or reddening, and eventual death of treated grasses. Symptoms are generally observed within one week after treatment, depending on grass weed species and environmental conditions.

Rainfastness

Fusilade DX Herbicide is rainfast 1 hour after application.

WEED RESISTANCE MANAGEMENT

FLUAZIFOP-P-BUTYL	GROUP	1	HERBICIDE
-------------------	-------	---	-----------

To reduce the potential for herbicide resistance issues, the end use product, Fusilade DX Herbicide, label contains the following label language that provides the user with information on resistant weed management.

Fusilade DX Herbicide is a Group 1 herbicide (ACCCase-inhibitor mode of action). Some naturally occurring grass weed populations have been identified as resistant to herbicides with the ACCCase-inhibitor mode of action. Selection of resistant biotypes, through repeated use of these herbicides in the same field, may result in control failures. A resistant biotype may be present if poor performance cannot be attributed to adverse weather conditions or improper application methods.

Contact your local Syngenta representative, retailer, crop advisor or extension agent to determine if weeds resistant to this mode of action are present in your area. If resistant biotypes have been reported, use the full labeled rate of this product, apply at the labeled timing, and tank-mix with a different mode of action product so there are multiple effective modes of application for each suspected resistant weed.

Principles of Herbicide Resistance Management

Scout and know your field

- Know weed species present in the field to be treated through scouting and field history. An understanding of weed biology is useful in designing a resistance management strategy. Ensure the weed management program will control all weeds present.
- Fields should be scouted prior to application to determine species present and growth stage. Always apply this herbicide at the full labeled rate and correct timing for the weeds present in the field.

Utilize non-herbicidal practices to add diversity

- Use diversified management tactics such as cover crops, mechanical weed control, harvest weed seed control, and crop rotation as appropriate.

Use good agronomic practices, start clean and stay clean

- Use good agronomic practices that enhance crop competitiveness.
- Plant into weed-free fields utilizing tillage or an effective burndown herbicide for control of emerged weeds.
- Sanitize farm equipment to avoid spreading seed or vegetative propagules prior to leaving fields.

Difficult to control weeds

- Fields with difficult to control weeds should be planted in rotation with crops that allow the use of herbicides with an alternative mode of action or different management practices.
- Difficult to control weeds may require sequential applications, such as a broad spectrum preemergence herbicide followed by one or more postemergence herbicide applications. Utilize herbicides containing different modes of action effective on the target weeds in sequential applications.

Do not overuse the technology

- Do not use more than two applications of this or any other herbicide with the same mode of action in a single growing season unless mixed with an herbicide with a different mode of action which provides overlapping spectrum for the difficult to control weeds.

Scout and inspect fields following application

- Prevent an influx of weeds into the field by controlling weeds in field borders.
- Scout fields after application to verify that the treatment was effective.
- Suspected herbicide resistant weeds may be identified by these indicators
 - Failure to control a weed species normally controlled by the herbicide at the dose applied, especially if control is achieved on adjacent weeds;
 - A spreading patch of non-controlled plants of a particular weed species; and
 - Surviving plants mixed with controlled individuals of the same species.

- Report non-performance of this product to your Syngenta retailer, Syngenta representative, or call 1-866-Syngent(a) (866-796-4368). If resistance is suspected ensure weed escapes are controlled using an herbicide with an effective mode of action and/or use non-chemical means to prevent further seed production.

Prevent weed escapes before, during, and after harvest

- Do not allow weed escapes to produce seed or vegetative structures such as tubers or stolons which contribute to spread and survival. Consider harvest weed seed management and control weeds post-harvest to prevent seed production.

APPLICATION DIRECTIONS

Tank Mix Requirement: Fusilade DX Herbicide may be tank mixed with other pesticides. Refer to the specific crop sections on this label for tank mixing directions. It is the pesticide user's responsibility to ensure that all products are registered for the intended use. Read and follow the applicable restrictions and limitations and directions for use on all product labels involved in tank mixing. Users must follow the most restrictive directions for use and precautionary statements of each product in the tank mixture.

TIMING - Best control of susceptible grasses is obtained when Fusilade DX Herbicide is applied to actively growing grasses before they exceed the listed growth stages shown on this label. Refer to the grass weed tables for specific directions on weed growth stages.

SPRAY ADDITIVES - Only spray additives cleared for use on growing crops under 40 CFR 180.1001 may be used in spray mixture.

Always add one of the following:

- **Crop Oil Concentrate** - Add a non-phytotoxic crop oil concentrate or a once-refined vegetable oil concentrate containing 15-20% approved emulsifier, at 0.5-1% v/v (0.5-1 gal/100 gal) in the finished spray volume for ground applications. For aerial applications, add 1 pt of crop oil concentrate per acre.
- **Nonionic Surfactant** - Add nonionic surfactant containing at least 75% surface-active agent, at 0.25-0.5% v/v (1-2 qt/100 gal) in the finished spray volume for ground application. For aerial application, add 1 pt of surfactant per acre.
- **Other Adjuvants** - Adjuvants other than COC or NIS may be used providing the product meets the following criteria:
 1. Contains only EPA exempt ingredients.

2. Is nonphytotoxic to the target crop.
3. Is compatible in mixture. (May be established through a jar test).
4. Is supported locally for use with Fusilade DX Herbicide on the target crop through proven field trials and through university and extension guidance.

Always refer to the product label and follow directions concerning rates, target crops, environmental effect such as drought or weed stress, and use in tank mix with other labeled pesticides.

In addition to crop oil concentrate or nonionic surfactant, liquid nitrogen fertilizer (28% or similar) can be added to the spray mixture in soybeans only. This 28% liquid nitrogen fertilizer is water soluble and can be used at a rate of one gallon per acre. Liquid nitrogen fertilizers cannot be used as a substitute for crop oil concentrate or nonionic surfactant in the spray mixture.

Diammonium phosphate (aqueous ammonium polyphosphate) commonly sold as a solution (10-34-0) can be added to the spray mixture. This water soluble material can be used at a rate of 2 pt/A. Diammonium phosphate cannot be used as a substitute for crop oil concentrate or nonionic surfactant in the spray mixture.

GROUND APPLICATION - Use sufficient spray volume to ensure complete coverage of target grasses. Apply in 5-40 gal/A of spray mixture. When grass foliage is dense, use a minimum of 20 gal/A to ensure coverage of weed foliage. For postemergence applications, spray nozzles that are set up to deliver medium droplets, as defined by the American Society of Agricultural and Biological Engineers (ASABE) S-572.1, will provide the most effective application.

BAND APPLICATIONS - Thorough weed coverage is important for control. Best coverage is obtained with a minimum of two nozzles, one directed to each side of the planted row. Avoid application with a single nozzle directed over the top of the row. Cultivation of untreated areas may be needed following band applications.

When making band applications and cultivating in the same operation, position nozzles in advance of the cultivation device. This will reduce dust in the spray area. Dust can intercept the spray, reducing weed coverage, resulting in less than adequate weed control.

Calculate the amount of herbicide and water volume needed for band treatment by the following formulas:

$$\frac{\text{Band width in inches}}{\text{Row width in inches}} \times \text{broadcast rate per acre} = \text{Band herbicide rate per acre}$$

$$\frac{\text{Band width in inches}}{\text{Row width in inches}} \times \text{broadcast volume per acre} = \text{Band herbicide volume per acre}$$

Avoid band applications to perennial grasses as reinfestation of the treated band from the untreated middle may result.

AERIAL APPLICATION - Use sufficient spray volume to ensure complete coverage of target grasses. Apply a minimum of 5 gal/A. When grass foliage is dense, use a minimum of 10 gal/A to ensure coverage of weed foliage. Add 1 pt/A of crop oil concentrate or nonionic surfactant in the spray mixture.

MANDATORY SPRAY DRIFT MANAGEMENT

SPRAY DRIFT Aerial Applications

- Do not release spray at a height greater than 10 ft above the vegetative canopy, unless a greater application height is necessary for pilot safety.
- For applications prior to the emergence of crops and target weeds, applicators are required to use a Coarse or coarser droplet size (ASABE S572.1).
- For all other applications, applicators are required to use a Medium or coarser droplet size (ASABE S572.1).
- For aerial applications: Do not apply when wind speeds exceed 15 mph at the application site. If the wind speed is greater than 10 mph, the boom length must be 65% or less of the wingspan for fixed wing aircraft and 75% or less of the rotor blade diameter for helicopters. Otherwise, the boom length must be 75% or less of the wingspan for fixed wing aircraft and 90% or less of the rotor blade diameter for helicopters. Applicators must use ½ swath displacement upwind at the downwind edge of the field.
- Nozzles must be oriented so the spray is directed toward the back of the aircraft.
- Do not apply when wind speeds exceed 15 miles per hour at the application site.
- Do not apply during temperature inversions.

SPRAY DRIFT Ground Boom Applications

- User must apply with the nozzle height recommended by the manufacturer, but no more than 3 feet above the ground or crop canopy unless making a turf, pasture, or rangeland application, in which case applicators may apply with a nozzle height no more than 4 feet above the ground.
- For applications prior to the emergence of crops and target weeds, applicators are required to use a Coarse or coarser droplet size (ASABE S572.1).
- For all other applications, applicators are required to use a Medium or coarser droplet size (ASABE S572.1).
- Do not apply when wind speeds exceed 15 miles per hour at the application site.
- Do not apply during temperature inversions.

SPRAY DRIFT ADVISORIES

- THE APPLICATOR IS RESPONSIBLE FOR AVOIDING OFF-SITE SPRAY DRIFT.
- BE AWARE OF NEARBY NON-TARGET SITES AND ENVIRONMENTAL CONDITIONS.

IMPORTANCE OF DROPLET SIZE

An effective way to reduce spray drift is to apply large droplets. Use the largest droplets that provide target pest control. While applying larger droplets will reduce spray drift, the potential for drift will be greater if applications are made improperly or under unfavorable environmental conditions.

Controlling Droplet Size - Ground Boom

- **Volume** - Increasing the spray volume so that larger droplets are produced will reduce spray drift. Use the highest practical spray volume for the application. If a greater spray volume is needed, consider using a nozzle with a higher flow rate.
- **Pressure** - Use the lowest spray pressure recommended for the nozzle to produce the target spray volume and droplet size.
- **Spray Nozzle** - Use a spray nozzle that is designed for the intended application. Consider using nozzles designed to reduce drift.

Controlling Droplet Size – Aircraft

- **Adjust Nozzles** - Follow nozzle manufacturer's recommendations for setting up nozzles. Generally, to reduce fine droplets, nozzles should be oriented parallel with the airflow in flight.

BOOM HEIGHT – Ground Boom

Use the lowest boom height that is compatible with the spray nozzles that will provide uniform coverage. For ground equipment, the boom should remain level with the crop and have minimal bounce.

RELEASE HEIGHT – Aircraft

Higher release heights increase the potential for spray drift. When applying aurally to crops, do not release spray at a height greater than 10 ft above the crop canopy, unless a greater application height is necessary for pilot safety.

SHIELDED SPRAYERS

Shielding the boom or individual nozzles can reduce spray drift. Consider using

shielded sprayers. Verify that the shields are not interfering with the uniform deposition of the spray on the target area.

TEMPERATURE AND HUMIDITY

When making applications in hot and dry conditions, use larger droplets to reduce effects of evaporation.

TEMPERATURE INVERSIONS

Drift potential is high during a temperature inversion. Temperature inversions are characterized by increasing temperature with altitude and are common on nights with limited cloud cover and light to no wind. The presence of an inversion can be indicated by ground fog or by the movement of smoke from a ground source or an aircraft smoke generator. Smoke that layers and moves laterally in a concentrated cloud (under low wind conditions) indicates an inversion, while smoke that moves upward and rapidly dissipates indicates good vertical air mixing. Avoid applications during temperature inversions.

WIND

Drift potential generally increases with wind speed. **AVOID APPLICATIONS DURING GUSTY WIND CONDITIONS.**

Applicators need to be familiar with local wind patterns and terrain that could affect spray drift.

CHEMIGATION

Sprinkler Irrigation Application: Apply Fusilade DX Herbicide at rates and timing described elsewhere in this label. Do not use adjuvants in the manner described elsewhere in this label for use in conventional applications. As local directions differ, consult your local State Extension Service or other local experts for directions on adjuvant or diluent types, rates and mixing instructions. These directions need to be proven, through university, extension or local expert field trials, to be effective with Fusilade DX Herbicide applied by chemigation.

Check the irrigation system to ensure uniform application of water to all areas. Thorough coverage of foliage is required for good control. Good agitation in the pesticide supply tank needs to be maintained prior to and during the entire application period.

Apply by injecting the directed rate of Fusilade DX Herbicide into the irrigation system using a metering device that will introduce a constant flow and by distributing the product to the target areas in 0.1-0.2 acre-inch of water. In general, use the least amount of water required for proper distribution and coverage. It is advised that the product be injected into the main irrigation line ahead of a right angle turn in the line to ensure adequate dispersion or mixing in the irrigation water. Once the application is

completed, flush the entire irrigation and injection system with clean water before stopping the system.

In addition to the above directions, if application is being made during a normal irrigation set of a stationary sprinkler, the directed rate of Fusilade DX Herbicide for the area covered needs to be injected into the system only during the end of the irrigation set for sufficient time to provide adequate coverage and product distribution.

Fusilade DX Herbicide must not be applied through an irrigation system connected to a public water system. Public water system means a system for the provision to the public of piped water for human consumption if such system has at least 15 service connections or regularly serves an average of at least 25 individuals daily at least 60 days out of the year.

Use Precautions - Sprinkler Irrigation Application

- Apply this product only through sprinkler irrigation systems including center pivot, lateral move, end tow, side (wheel) roll, traveler, big gun, solid set, or hand move. Do not apply this product through any other type of irrigation system.
- Crop injury, lack of effectiveness, or illegal pesticide residues in the crop can result from non-uniform distribution of treated water.
- If you have any questions about calibration, you should contact State Extension Service Specialists, equipment manufacturers or other experts.
- A person knowledgeable of the chemigation system and responsible for its operation or under the supervision of the responsible person, shall shut the system down and make necessary adjustments should the need arise.

Use Restrictions – Sprinkler Irrigation Application

- Do not connect an irrigation system (including greenhouse systems) used for pesticide application to a public water system unless the pesticide label prescribed safety devices for public-water systems are in place.
- The system must contain a functional check valve, vacuum relief valve, and low pressure drain appropriately located on the irrigation pipeline to prevent water source contamination from back-flow.
- The pesticide injection pipeline must contain a functional, automatic, quick-closing check valve to prevent the flow of fluid back toward the injection pump.
- The pesticide injection pipeline must also contain a functional, normally closed, solenoid-operated valve located on the intake side of the injection pump and connected to the system interlock to prevent fluid from being withdrawn from the supply tank when the irrigation system is either automatically or manually shut down.

- The system must contain functional interlocking controls to automatically shut off the pesticide injection pump when the water pump motor stops.
- The irrigation line or water pump must include a functional pressure switch which will stop the water pump motor when pressure decreases to the point where pesticide distribution is adversely affected.
- Systems must use a metering pump, such as a positive displacement injection pump (e.g. diaphragm pump) effectively designed and constructed of materials that are compatible with pesticides and are capable of being fitted with a system interlock.
- Any alternatives to the above required safety devices must conform to the list of EPA approved alternative devices.
- Do not apply when wind speed favors drift beyond the area intended for treatment or non-uniform distribution of treated water.

SPOT TREATMENTS - Mix Fusilade DX Herbicide and crop oil concentrate or nonionic surfactant with water according to the amounts shown below. Spray to obtain thorough coverage, but do not spray to runoff. Retreat if necessary. Refer to the CROP SPECIFIC RESTRICTIONS section for maximum yearly application rate.

Table 1. Spot Spray Mixing Directions

To Make This Spray Volume	Add These Amounts			
	Fusilade DX Herbicide	Crop/Vegetable Oil Concentrate	or	Nonionic Surfactant
1 gal	0.75 fl oz	1-1/2 fl oz	or	1/2 fl oz
10 gal	6.5 fl oz	13 fl oz	or	3 fl oz
25 gal	0.5 qt	1 qt	or	1/2 pt
50 gal	1 qt	2 qt	or	1 pt

MIXING ORDER

1. Fill the spray tank with half the required amount of water and begin agitation. Add dry pesticide formulations.
2. Add Fusilade DX Herbicide.
3. Add liquid pesticide formulations.
4. Add spray adjuvant and fertilizer (if used).
5. Add the remaining water and maintain agitation throughout the spray operation.

CULTIVATION - Do not cultivate treated grasses within 7 days prior to or within 7 days after application of Fusilade DX Herbicide as weeds may be put under stress reducing weed control. Timely cultivation 2-3 weeks after applying Fusilade DX Herbicide may assist weed control.

USE RESTRICTIONS

- Do not apply to grasses which are stressed due to moisture, temperature, low soil fertility, mechanical or chemical injury.
- Do not apply to grasses which have tillered, formed seed heads, or exceeded listed growth stages.
- Do not apply Fusilade DX Herbicide if rainfall is expected within 1 hour.
- Do not plant rotational grass crops such as corn, sorghum, and cereals within 60 days of last application of Fusilade DX Herbicide or crop injury may occur.
- Do not plant rotational crops not listed on the label within 30 days after the last application of Fusilade DX Herbicide or illegal residues may occur.
- Avoid drift to all other crops and non-target areas. Grass crops are highly susceptible to Fusilade DX Herbicide.

USE PRECAUTIONS

- Apply to actively growing grasses.
- Apply at the directed rate to grasses at the listed growth stages as outlined.
- Apply when the first grass weed species in a mixed grass weed population reaches the specified growth stage for treatment. Use the highest directed rate for grasses in that population.
- Where irrigation is used as part of normal cropping practice, best results are usually obtained when Fusilade DX Herbicide is applied within 7 days after irrigation.
- Best perennial grass control can be obtained if rhizomes or stolons are cut up by preplant tillage practices (discing, plowing, etc.) to stimulate maximum emergence of grass shoots.
- Tank mixes of Fusilade DX Herbicide with pesticides, liquid fertilizers or additives not specified on this label or other supplemental labeling may result in unsatisfactory crop injury and/or grass control.
- Sequential applications with herbicides, except as specified on this label or on supplemental labeling, within five days before or after Fusilade DX Herbicide application may result in unsatisfactory crop injury and/or grass control.

- Thoroughly clean spray tank with water and a commercial tank cleaner before and after each use.

CROP SPECIFIC RESTRICTIONS

Fusilade DX Rate Conversion Table

Fl oz product/acre	Lb ai fluazifop/acre
4	0.062
6	0.094
8	0.125
10	0.156
12	0.188
16	0.250
24	0.375
30	0.469
32	0.500
48	0.750
72	1.125

APRICOTS, CHERRIES, NECTARINES, PEACHES, PLUMS, AND PRUNES

- Do not apply a total of more than 72 fl oz of Fusilade DX Herbicide per acre per year.
- Do not apply more than 24 fl oz of Fusilade DX Herbicide per acre per application.
- Do not apply more than 3 applications per year.
- Maintain a minimum of 21 days between applications.
- Do not harvest within 14 days of application.
- Do not graze animals in treated areas.

ASPARAGUS

All states except California and Arizona:

- Do not apply a total of more than 48 fl oz of Fusilade DX Herbicide per acre per year to bearing asparagus.
- Do not apply more than 24 fl oz of Fusilade DX Herbicide per acre per application.
- Do not apply more than 2 applications per year.
- Maintain a minimum of 14 days between applications.
- Do not harvest asparagus sooner than 1 day after application.

California only:

- Do not apply a total of more than 24 fl oz of Fusilade DX Herbicide per acre per year to bearing asparagus.
- Do not apply more than 12 fl oz of Fusilade DX Herbicide per acre per application.
- Do not apply more than 2 applications per year.
- Maintain a minimum of 21 days between applications. Do not harvest asparagus sooner than 1 day after application.

BANANAS AND PLANTAINS

- Do not apply a total of more than 72 fl oz of Fusilade DX Herbicide per acre per year to bananas or plantains.
- Do not apply more than 24 fl oz of Fusilade DX Herbicide per acre per application.
- Do not apply more than 3 applications per year.
- Maintain a minimum of 30 days between applications.
- Bananas or plantains may be harvested 0 days after the last application.

BLUEBERRY, LOWBUSH (As well as lingonberry; currant, native)

- Apply during the non-bearing year or during the year of establishment with the last application no later than 10 months before harvest.
- Do not apply a total of more than 48 fl oz of Fusilade DX Herbicide per acre per year.
- Do not apply more than 24 fl oz of Fusilade DX Herbicide per acre per application.
- Do not apply more than 2 applications per year.
- Maintain a minimum of 14 days between applications.

BUSHBERRY SUBGROUP 13-07B (As well as Aronia berry; blueberry, highbush; buffalo currant; Chilean guava; cranberry, highbush; currant, black; currant, red; elderberry; European barberry; gooseberry; honeysuckle, edible; huckleberry; jostaberry; Juneberry (Saskatoon berry); salal; sea buckthorn; and cultivars, varieties, and/or hybrids of these)

- Do not apply a total of more than 48 fl oz of Fusilade DX Herbicide per acre per year.
- Do not apply more than 24 fl oz of Fusilade DX Herbicide per acre per application.
- Do not apply more than 2 applications per year.
- Maintain a minimum of 14 days between applications.
- Do not harvest within 1 day of last application.

CANEBERRY SUBGROUP 13-07A (Blackberry; loganberry; raspberry, black and red; wild raspberry; cultivars, varieties, and /or hybrids of these)

- Do not apply a total of more than 48 fl oz of Fusilade DX Herbicide per acre per year.
- Do not apply more than 24 fl oz of Fusilade DX Herbicide per acre per application.
- Do not apply more than 2 applications per year.
- Maintain a minimum of 14 days between applications.
- Do not harvest within 1 day of last application.

CARROTS (INCLUDING SEED CARROTS)

- Do not apply a total of more than 48 fl oz of Fusilade DX Herbicide per acre per year to carrots.
- Do not apply more than 24 fl oz of Fusilade DX Herbicide per acre per application.
- Do not apply more than 2 applications per year.
- Maintain a minimum of 14 days between applications.
- Do not harvest carrots within 45 days of last application.

CITRUS FRUITS GROUP 10 (Australian desert lime; Australian finger-lime; Australian round lime; Brown River finger lime; calamondin; citron; citrus hybrids; grapefruit; Japanese summer grapefruit; kumquat; lemon; lime; Mediterranean mandarin; mount white lime; New Guinea wild lime; orange, sour; orange, sweet; pummelo; Russell River lime; satsuma mandarin; sweet lime; tachibana orange; Tahiti lime; tangelo; tangerine (mandarin); tangor; trifoliolate orange; unqi fruit; cultivars, varieties, and/or hybrids of these)

- Do not apply a total of more than 72 fl oz of Fusilade DX Herbicide per acre per year.
- Do not apply more than 24 fl oz of Fusilade DX Herbicide per acre per application.
- Do not apply more than 3 applications per year.
- Maintain a minimum of 21 days between applications.
- Do not harvest within 14 days of last application.

COFFEE (HAWAII ONLY)

- Do not apply a total of more than 48 fl oz of Fusilade DX Herbicide per acre per year to coffee.
- Do not apply more than 24 fl oz of Fusilade DX Herbicide per acre per application.
- Do not apply more than 2 applications per year.
- Maintain a minimum of 14 days between applications.
- Do not harvest coffee within 1 day of application.

COTTON

- Do not apply a total of more than 48 fl oz of Fusilade DX Herbicide per acre per year to cotton.
- Do not apply more than 24 fl oz of Fusilade DX Herbicide per acre per application.
- Do not apply more than 2 applications per year.
- Maintain a minimum of 14 days between applications.
- Do not apply to cotton after boll set.
- Do not harvest cotton within 90 days of Fusilade DX Herbicide application.
- Do not graze or harvest for forage or hay.

DRY BEANS

- Do not apply a total of more than 48 fl oz of Fusilade DX Herbicide per acre per year to dry beans.
- Do not apply more than 24 fl oz of Fusilade DX Herbicide per acre per application.
- Do not apply more than 2 applications per year.
- Maintain a minimum of 14 days between applications.
- Do not harvest dry beans within 60 days of last application.
- Do not apply to cowpeas.

FINE FESCUE GRASSES GROWN FOR SEED (IDAHO, OREGON AND WASHINGTON ONLY)

- Do not apply a total of more than 48 fl oz of Fusilade DX Herbicide per acre per year.
- Do not apply more than 16 fl oz of Fusilade DX Herbicide per acre per application.
- Do not apply more than 3 applications per year.
- Maintain a minimum of 14 days between applications.
- Do not harvest forage within 14 days of application.

LETTUCE, LEAF AND HEAD

- Do not apply a total of more than 48 fl oz of Fusilade DX Herbicide per acre per year.
- Do not apply more than 24 fl oz of Fusilade DX Herbicide per acre per application.
- Do not apply more than 2 applications per year.
- Maintain a minimum of 14 days between applications.
- Do not harvest within 14 days of last application.

MACADAMIA NUTS

- Do not apply a total of more than 48 fl oz of Fusilade DX Herbicide per acre per year to macadamia nuts.
- Do not apply more than 24 fl oz of Fusilade DX Herbicide per acre per application.
- Do not apply more than 2 applications per year.
- Maintain a minimum of 21 days between applications.
- Do not harvest within 1 day of application.
- Do not graze animals in treated area or feed cover crops of treated macadamia groves to livestock.

ONION, BULB SUBGROUP 3-07A (Daylily, bulb; fritillaria, bulb; garlic, bulb; garlic, great-headed, bulb; garlic, serpent, bulb; lily, bulb; onion, bulb; onion, Chinese, bulb; onion, pearl; onion, potato, bulb; shallot, bulb; cultivars, varieties, and/or hybrids of these)

- Do not apply a total of more than 48 fl oz of Fusilade DX Herbicide per acre per year.
- Do not apply more than 24 fl oz of Fusilade DX Herbicide per acre per application.
- Do not apply more than 2 applications per year.
- Maintain a minimum of 14 days between applications.
- Do not harvest within 45 days of last application.

ONION, GREEN

- Do not apply a total of more than 48 fl oz of Fusilade DX Herbicide per acre per year.
- Do not apply more than 24 fl oz of Fusilade DX Herbicide per acre per application.
- Do not apply more than 2 applications per year.
- Maintain a minimum of 14 days between applications.
- Do not harvest within 14 days of last application.

PEANUTS

- Do not apply a total of more than 48 fl oz of Fusilade DX Herbicide per acre per year to peanuts.
- Do not apply more than 24 fl oz of Fusilade DX Herbicide per acre per application.
- Do not apply more than 2 applications per year.
- Maintain a minimum of 14 days between applications.
- Do not feed green immature growing plants to livestock or harvest for livestock feed.

- Do not harvest peanuts within 40 days of last application.

PECANS

- Do not apply a total of more than 72 fl oz of Fusilade DX Herbicide per acre per year.
- Do not apply more than 24 fl oz of Fusilade DX Herbicide per acre per application.
- Do not apply more than 3 applications per year.
- Maintain a minimum of 14 days between applications.
- Do not harvest within 30 days of application.
- Do not graze animals in treated areas.

RHUBARB

- Do not apply a total of more than 32 fl oz of Fusilade DX Herbicide per acre per year.
- Do not apply more than 16 fl oz of Fusilade DX Herbicide per acre per application.
- Do not apply more than 2 applications per year.
- Maintain a minimum of 14 days between applications.
- Do not harvest within 14 days of last application.

SMALL FRUIT VINE CLIMBING SUBGROUP 13-07F (EXCEPT FUZZY KIWIFRUIT) (Amur river grape; gooseberry; grape; kiwifruit, hardy; maypop; schisandra berry; cultivars, varieties, and/or hybrids of these)

- Do not apply a total of more than 72 fl oz of Fusilade DX Herbicide per acre per year.
- Do not apply more than 24 fl oz of Fusilade DX Herbicide per acre per application.
- Do not apply more than 3 applications per year.
- Maintain a minimum of 14 days between applications.
- Do not harvest within 50 days of last application.

SOYBEANS

- Do not apply a total of more than 30 fl oz of Fusilade DX Herbicide per acre per year to soybeans.
- Do not apply more than 24 fl oz of Fusilade DX Herbicide per acre per application.
- Do not apply more than 24 fl oz of Fusilade DX Herbicide per acre to soybeans pre-bloom (up to V5 growth stage).
- Do not apply more than 6 fl oz of Fusilade DX Herbicide per acre to soybeans at/after bloom (R1 growth stage or later).
- Do not apply more than 3 applications per year.
- Maintain a minimum of 14 days between applications.
- Do not harvest soybeans for 60 days following the last application.

STRAWBERRY

- Do not apply a total of more than 16 fl oz of Fusilade DX Herbicide per acre per year.
- Do not apply more than 16 fl oz of Fusilade DX Herbicide per acre per application.
- Do not apply more than 1 application per year.
- Do not harvest within 14 days of last application.

SUGAR BEETS

- Do not apply a total of more than 48 fl oz of Fusilade DX Herbicide per acre per year to sugar beets.
- Do not apply more than 24 fl oz of Fusilade DX Herbicide per acre per application.
- Do not apply more than 2 applications per year.
- Maintain a minimum of 14 days between applications.
- Do not harvest sugar beets within 90 days of last application.

TABASCO PEPPERS (LOUISIANA ONLY)

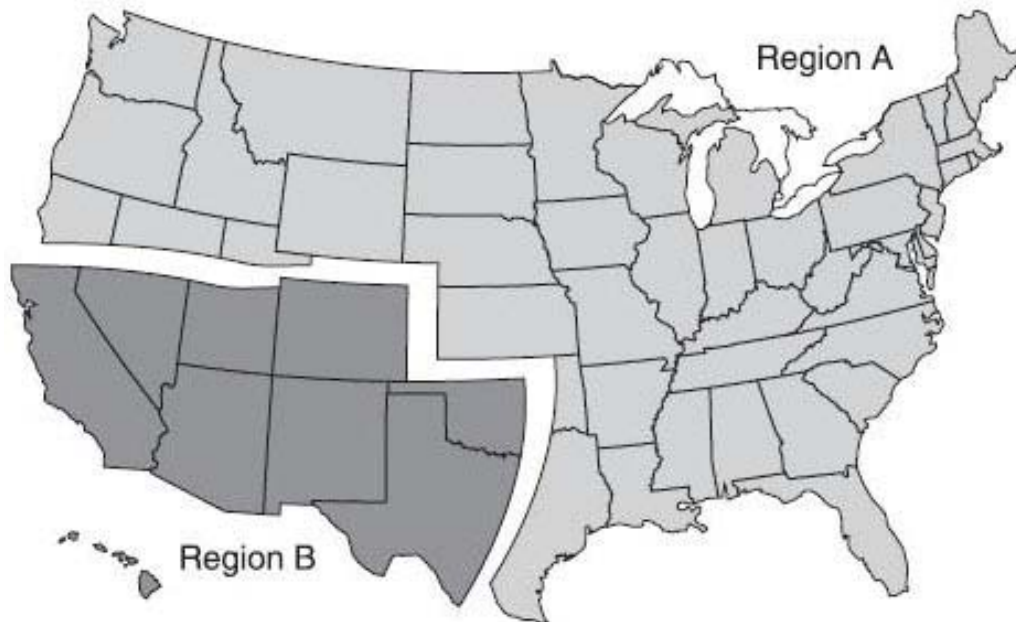
- Do not apply a total of more than 48 fl oz of Fusilade DX Herbicide per acre per year to Tabasco peppers.
- Do not apply more than 24 fl oz of Fusilade DX Herbicide per acre per application.
- Do not apply more than 2 applications per year.
- Maintain a minimum of 14 days between applications.
- Do not harvest Tabasco peppers within 45 days of application.

TUBEROUS AND CORM VEGETABLES SUBGROUP 1D (EXCEPT POTATO) (Arracacha; arrowroot; artichoke, Chinese; artichoke, Jerusalem; canna, edible; cassava, bitter and sweet; chayote (root); chufa; dasheen (taro); ginger; leren; sweet potato; tanier; turmeric; yam bean; yam, true)

- Do not apply a total of more than 48 fl oz of Fusilade DX Herbicide per acre per year.
- Do not apply more than 12 fl oz of Fusilade DX Herbicide per acre per application.
- Do not apply more than 4 applications per year.
- Maintain a minimum of 14 days between applications.
- Do not harvest within 14 days of last application.

ANNUAL AND PERENNIAL GRASS WEED CONTROL FOR COTTON, SOYBEANS, AND OTHER REGISTERED CROPS

REGIONAL USE MAP



Region A - Includes the following states or portions of states where Fusilade DX Herbicide can be applied at directed rates.

Alabama, Alaska, Arkansas, California (Northern; see regional map), Connecticut, Delaware, Florida, Georgia, Idaho, Illinois, Indiana, Iowa, Kansas, Kentucky, Louisiana, Maine, Maryland, Massachusetts, Michigan, Minnesota, Mississippi, Missouri, Montana, Nebraska, Nevada (Northern; see regional map), New Hampshire, New Jersey, New York, North Carolina, North Dakota, Ohio, Oklahoma (east of Interstate 35), Oregon, Pennsylvania, Puerto Rico, Rhode Island, South Carolina, South Dakota, Tennessee, Texas (east of Interstate 35), Utah (Northern; see regional map), Vermont, Virginia, Washington, West Virginia, Wisconsin, and Wyoming.

Region B - Includes the following states or portions of states where Fusilade DX Herbicide can be applied at specified rates.

Arizona, California (Southern; see regional map), Colorado, Hawaii, Oklahoma (west of Interstate 35), Nevada (Southern; see regional map), New Mexico, Utah (Southern; see regional map), and Texas (west of Interstate 35).

Table 2. Fusilade DX Herbicide Annual Grass Control Use Rate Directions for All Crops Except Coffee - Region A

Annual Grass Species¹	Height (In)	No. of Leaves Not to Exceed	Rate(s) fl oz Product/A	Special³ Rate(s) fl oz Product/A¹⁰
Barnyardgrass	2-3	3	12	10
Broadleaf signalgrass	2-4	5	12	10
Crabgrass				
Large crabgrass	1-2	4	12	10
Smooth crabgrass	1-2	4	12	10
Southern crabgrass	1-2	4	12	10
Tropical crabgrass	1-2	4	12	10
Downy Brome ²	2-6	4	8	
Fall Panicum	2-6	6	12	10
Field Sandbur	2-4	4	12	10
Foxtails				
Giant foxtail	2-6	4	12	10
Green foxtail	2-4	4	12	10
Yellow foxtail	2-4	4	12	10
Goosegrass	2-4	6	8	
Italian Ryegrass	2-4	4	12	10
Itchgrass	4-24	6	8	
Johnsongrass, seedling	2-8	4	6	
Junglerice	2-3	3	12	10
Red rice	½-1	2	16	10 ⁴
Shattercane	6-12	8	6 ⁶	
Sorghum alnum	6-12	8	8	
Southern sandbur	2-6	6	12	10
Texas Panicum	2-8	8	12	10
Volunteer Cereals				
V. Barley	2-6	6	8	
V. Corn ^{8,9}	12-24	10	6 ⁶	4 ^{5,7}
V. Milo	6-12	4	6 ⁶	
V. Oats	2-6	6	8	
V. Rye	2-6	6	8	
V. Wheat	2-6	6	8	
Wild Proso Millet	4-8	6	6 ⁶	
Witchgrass	2-4	6	12	10
Wild Oats	2-6	6	8	
Woolly cupgrass	2-4	6	12	10

¹ Retreatment at the directed rate may be needed to control later germinating grasses or if regrowth occurs.

² Not registered in California for use on this species.

³ **Use Directions for Special Rate**

Rates of Fusilade DX Herbicide/acre can be reduced to the rates listed for species indicated under the following conditions:

- Application under favorable soil moisture and humidity conditions, normally within a few days after rainfall or irrigation. Avoid extreme air temperatures.
- Application at earliest growth stages indicated on rate tables.

- Application in highly competitive crop stands such as narrow row or drilled soybeans, or where cultivation is planned.
 - Application to light or moderate weed densities.
 - Application with 1% v/v crop oil concentrate only.
 - Application alone, avoiding tank mixes with other pesticides.
- ⁴ Most infestations require two applications at 10 fl oz/A to achieve satisfactory control.
- ⁵ A second application of 4 fl oz/A may be necessary if infestations of this weed are heavy or to control later germinating plants such as those emerging from buried ears.
- ⁶ Use 6 to 8 fl oz/A when tank mixing with broadleaf herbicides in soybeans. Use the 8 fl oz/A rate under conditions of low soil moisture or low humidity or when weeds have reached the maximum specified growth stage.
- ⁷ Use 4 fl oz/A when tank mixing with Pursuit® herbicide. Apply to actively growing plants less than 18" tall.
- ⁸ Fusilade DX Herbicide will provide suppression of Sethoxydim-resistant volunteer corn.
- ⁹ Includes control of Roundup Ready®, LibertyLink® and IMI-Corn® volunteer corn.
- ¹⁰ For lb ai fluazifop/acre, refer to the Fusilade DX Rate Conversion Table in the **CROP SPECIFIC RESTRICTIONS** section.

Table 3. Fusilade DX Herbicide Annual Grass Control Use Rate Directions for All Crops Except Coffee - Region B

Annual Grass Species¹	Height (Inches)	No. of Leaves Not to Exceed	Rate(s) fl oz Product/A⁷
Barnyardgrass ²	1-2	3	12
Canarygrass, Littleseed ³	2-4	4	12
Crabgrass, Large ³	1-2	3	12
Crabgrass, Smooth ^{3,4}	1-2	4	12
Johnsongrass, seedling	2-4	3	8
Junglerice ³	2-3	3	12
Panicums			
Fall Panicum ^{3,4}	2-6	6	12
Texas Panicum ^{3,4}	8	8	12
Rabbitfootgrass ³	2-4	4	12
Volunteer Cereals			
V. Barley	2-4	3	12
V. Corn ^{3,5,6}	12-18	6	12
V. Milo	2-4	4	12
V. Oats	2-4	3	12
V. Wheat	2-4	3	12
Wild Oats ⁴	2-4	4	12

- ¹ Retreatment at the directed rate may be needed to control late germinating grasses or if regrowth occurs.
- ² Use 24 fl oz in California and Arizona.
- ³ Not labeled for control of this species in Arizona and California.
- ⁴ For control of these species in Colorado, Oklahoma, and Texas.
- ⁵ Fusilade DX Herbicide will provide suppression of Sethoxydim-resistant volunteer corn.
- ⁶ Includes control of Roundup Ready, LibertyLink and IMI-Corn volunteer corn.
- ⁷ For lb ai fluazifop/acre, refer to the Fusilade DX Rate Conversion Table in the **CROP SPECIFIC RESTRICTIONS** section.

Table 4. Fusilade DX Herbicide Perennial Grass Control Use Rate Directions for All Crops Except Coffee - Region A

Perennial Grass Species	Application	Height (Inches)	Rate fl oz Product/A	Special Rate ⁶ fl oz Product/A ⁷
Bermudagrass ^{1/5}	1st	4-8	12	16-24
	2nd	(runner length) 4-8	8	12-24
Quackgrass ^{2/5}	1st	6-10	12	16-24
	2nd	up to 10	8	12-24
Rhizome johnsongrass ^{3/5}	1st	8-18	12	16-24
	2nd	6-12	8	12-24
Wirestem muhly ^{4/5}	1st/2nd	4-12	12	16-24

¹ Make second application to bermudagrass if regrowth occurs (usually about 4 weeks after first application). Bermudagrass control may be improved by directing the spray beneath the crop canopy. To improve coverage, make applications in a minimum of 15 gal/A.

² Make second application 2-3 weeks after the first, but before the quackgrass exceeds 10 inches in height. Always use 1% v/v crop oil concentrate. In no-till soybeans, a preplant application of a burndown herbicide (including Gramoxone® SL 2.0) is advised. Do not make spot treatments.

³ Make first application before the boot stage. In eastern Oklahoma, the Brazos Bottoms, the Blacklands, Coastal Bend and Rio Grande areas of eastern Texas, make the first application at 8-12 inches. If new shoots emerge or regrowth occurs, make a second application at 4-6 inches.

⁴ Make second application if regrowth occurs.

⁵ Rates of Fusilade DX Herbicide are to be increased to 24 fl oz/A for the first application and 16 fl oz/A for the second application when applied in sodded orchards.

⁶ Use the special rate of Fusilade DX Herbicide under heavy grass pressure and/or when grasses are at maximum height. Do not exceed the maximum rate for any individual crop as specified in the **CROP SPECIFIC RESTRICTIONS** section.

⁷ For lb ai fluazifop/acre, refer to the Fusilade DX Rate Conversion Table in the **CROP SPECIFIC RESTRICTIONS** section.

Table 5. Fusilade DX Herbicide Perennial Grass Control Use Rate Directions for All Crops Except Coffee - Region B

For best results, apply Fusilade DX Herbicide 3 days before to 7 days after irrigation.			
Perennial Grass Species	Application	Height (Inches)	Rate fl oz Product/A ⁶
Bermudagrass ^{1,2}	1st	4-8	16-24
	2nd	(runner length) 4-8	16-24
Rhizome johnsongrass ^{3,4}	1st	12-18	16-24 ⁵
	2nd	12-18	16-24 ⁵

¹ Make second application to bermudagrass if regrowth occurs (usually about 4 weeks after first application). Bermudagrass control may be improved by directing the spray beneath the crop

canopy. To improve coverage, make applications in a minimum of 20 gal/A. Do not exceed the maximum rate for any individual crop as specified in the **CROP SPECIFIC RESTRICTIONS** section.

- ² In Colorado, Oklahoma (west of Interstate 35), and Texas (west of Interstate 35) under good soil moisture and favorable growing conditions, make applications at reduced rates of 12-16 fl oz/A.
- ³ Make first application before the boot stage. If new shoots emerge or regrowth occurs, make a second application (usually about 4 weeks after the first application). Do not exceed the maximum rate for any individual crop as specified in the **CROP SPECIFIC RESTRICTIONS** section.
- ⁴ In Colorado, Oklahoma (west of Interstate 35) and Texas (west of Interstate 35) under good soil moisture and favorable growing conditions, make the first application to 8-18 inch johnsongrass at a reduced rate of 12 fl oz/A. Make the second application to 6-12 inch johnsongrass at a rate of 12 fl oz/A.
- ⁵ **For California only**, make first application to johnsongrass at 16 fl oz/A; and second application at 12-16 fl oz/A.
- ⁶ For lb ai fluazifop/acre, refer to the Fusilade DX Rate Conversion Table in the **CROP SPECIFIC RESTRICTIONS** section.

TANK MIX† AND SEQUENTIAL APPLICATIONS FOR SOYBEANS

†EPA Reg. Nos. for tank mix partners can be found in the Trademark Section of the label.

Table 6. Soybean Herbicide Tank Mixes for Region A¹

Product ²	Rate/A	Spray Additives (% v/v)
Fusilade DX Herbicide + Flexstar® ³	12 fl oz + 0.75-1.5 pt	0.5-1% COC or 0.25-0.5% NIS
Fusilade DX Herbicide + Flexstar ³ + Basagran® Herbicide	12 fl oz + 0.75-1.5 pt + 1-2 pt	0.5-1% COC or 0.25-0.5% NIS
Fusilade DX Herbicide + Reflex® Herbicide ⁴	12 fl oz + 0.75-1.5 pt	0.5-1% COC or 0.25-0.5% NIS
Fusilade DX Herbicide + Reflex Herbicide ⁴ + Basagran Herbicide	12 fl oz + 0.75-1.5 pt 1-2 pt	0.5-1% COC or 0.25-0.5% NIS
Fusilade DX Herbicide + Basagran Herbicide	12 fl oz + 1-2 pt	0.5-1% COC or 0.25-0.5% NIS
Fusilade DX Herbicide + Ultra Blazer®	12 fl oz + 0.5-1.5 pt	0.25% NIS

¹ Region A - All states except the areas of Arizona, California, Colorado, Hawaii, New Mexico, West Oklahoma, West Texas, and Utah as outlined in the "Directions for Use" section.

² Follow the specified rate and growth stages for the grass and broadleaf weeds on the respective product labels.

³ Refer to Flexstar label for maximum use rate for specified geographic regions.

⁴ Refer to Reflex Herbicide label for maximum use rate for specified geographic regions.

Table 7. Soybean Herbicide Tank Mixes for Region B¹

Product²	Rate/A	Spray Additives (% v/v)
Fusilade DX Herbicide + Basagran Herbicide	12-24 fl oz + 1-2 pt	0.5-1% COC or 0.25-0.5% NIS
Fusilade DX Herbicide + Ultra Blazer	12-24 fl oz + 0.5-1.5 pt	0.25-0.5% NIS

¹ Region B - For the areas of Arizona, California, Colorado, Hawaii, New Mexico, West Oklahoma, West Texas, and Utah as outlined in the "Directions for Use" section.

² Follow the specified rate and growth stages for the grass and broadleaf weeds on the respective product labels.

Additional Soybean Tank Mix Directions

DuPont™ Classic® Herbicide Tank Mix

Fusilade DX Herbicide and DuPont Classic herbicide may be applied as a tank mix for control of volunteer corn, shattercane and broadleaf weeds in soybeans. In Region A, Fusilade DX Herbicide is to be added to the tank mix at 6-8 fl oz/A. The 8 fl oz/A rate may be necessary under conditions of low humidity and low soil moisture and may be used when volunteer corn and/or shattercane foliage is dense or has reached the maximum specified growth stage. In Region B, Fusilade DX Herbicide is to be added to the tank mix at 12 fl oz/A. DuPont Classic herbicide is to be added to the tank mix at the directed rates for broadleaf weed growth stages described on the DuPont Classic herbicide label. Always add a nonionic surfactant at 0.25% v/v or a crop oil concentrate at 1% v/v to the finished spray volume.

It is the pesticide user's responsibility to ensure that all products are registered for the intended use. Read and follow the applicable restrictions and limitations and directions for use on all product labels involved in tank mixing. Users must follow the most restrictive directions for use and precautionary statements of each product in the tank mixture.

Pursuit Herbicide Tank Mix - Region A Only

Fusilade DX Herbicide and Pursuit herbicide may be applied as a tank mix for control of volunteer corn, shattercane and broadleaf weeds in soybeans (Region A only). Fusilade DX Herbicide is to be added to the tank mix at 4-6 fl oz/A. The 6 fl oz/A rate may be necessary under conditions of low humidity and low soil moisture and may be used when volunteer corn and/or shattercane foliage is dense or has reached the maximum specified growth stage. Pursuit herbicide is to be added to the tank mix at the directed rates for broadleaf weed growth stages described on the Pursuit herbicide label. Always add an adjuvant (approved nonionic surfactant or crop oil concentrate) and liquid fertilizer to the spray mixture. Refer to the Pursuit herbicide label for additive rates.

Under certain conditions, a tank mixture of Fusilade DX Herbicide with one or more of the above-mentioned broadleaf herbicides may cause a reduction in grass activity and possible increase in crop injury as compared to the products used alone. If grass regrowth occurs following an application of the tank mix or an additional flush of grasses emerge, make a second application of Fusilade DX Herbicide to actively growing grass weeds, as per the label directions. When perennial grasses are the predominant grass to be controlled, a sequential application is advised.

It is the pesticide user's responsibility to ensure that all products are registered for the intended use. Read and follow the applicable restrictions and limitations and directions for use on all product labels involved in tank mixing. Users must follow the most restrictive directions for use and precautionary statements of each product in the tank mixture.

Roundup Ready Soybean Tank Mix

Fusilade DX Herbicide can be tank mixed with glyphosate products (including Roundup® brands) for control of volunteer corn including volunteer Roundup Ready corn in Roundup Ready soybean. Apply Fusilade DX Herbicide at 4-6 fl oz/A. Use the 4 fl oz/A rate only under the following conditions:

- Application under favorable soil moisture and humidity conditions which normally occur within a few days after rainfall or irrigation.
- Avoid extreme air temperatures.
- Application when volunteer corn is less than 12 inches tall.
- Application with 0.25% v/v crop oil concentrate (COC). This COC is in addition to the additives required by the glyphosate product.

Use the higher rate if the above conditions do not exist.

It is the pesticide user's responsibility to ensure that all products are registered for the intended use. Read and follow the applicable restrictions and limitations and directions for use on all product labels involved in tank mixing. Users must follow the most restrictive directions for use and precautionary statements of each product in the tank mixture.

Sequential Applications

Fusilade DX Herbicide can be used sequentially with other labeled soybean herbicides. For sequential applications, allow 2 to 3 days after the application of Fusilade DX Herbicide before applying a broadleaf herbicide or mixture. In situations where the broadleaf herbicide or mixture is applied first, apply Fusilade DX Herbicide when the grass weeds begin to develop new leaves (generally around 7 days).

Soybean Tank Mix and Sequential Use Restrictions

- It is the pesticide user's responsibility to ensure that all products are registered for the intended use. Read and follow the applicable restrictions and limitations and directions for use on all product labels involved in tank mixes or sequential applications. Users must follow the most restrictive directions for use and precautionary statements of each product in the tank mixture.
- Do not apply less than 12 fl oz/A Fusilade DX Herbicide in a tank mix with broadleaf herbicides in soybeans, except as specified on this label.

TANK MIXES AND SEQUENTIAL APPLICATIONS FOR COTTON

Roundup Ready Cotton Tank Mix

Fusilade DX Herbicide can be tank mixed with glyphosate products (including Roundup brands) for control of volunteer corn including volunteer Roundup Ready corn in Roundup Ready cotton. Apply Fusilade DX Herbicide at 4-6 fl oz/A. Use the 4 fl oz/A rate only under the following conditions:

- Application under favorable soil moisture and humidity conditions which normally occur within a few days after rainfall or irrigation.
- Avoid extreme air temperatures.
- Application when volunteer corn is less than 12 inches tall.
- Application with 0.25% v/v crop oil concentrate (COC). This COC is in addition to the additives required by the glyphosate product.

Use the higher rate if the above conditions do not exist.

It is the pesticide user's responsibility to ensure that all products are registered for the intended use. Read and follow the applicable restrictions and limitations and directions for use on all product labels involved in tank mixing. Users must follow the most restrictive directions for use and precautionary statements of each product in the tank mixture.

Sequential Applications

Fusilade DX Herbicide can be used sequentially with other labeled cotton herbicides. For sequential applications, allow 2 to 3 days after the application of Fusilade DX Herbicide before applying a broadleaf herbicide or mixture. In situations where the broadleaf herbicide or mixture is applied first, apply Fusilade DX Herbicide when the grass weeds begin to develop new leaves (generally around 7 days).

Cotton Tank Mix and Sequential Use Restrictions

- It is the pesticide user's responsibility to ensure that all products are registered for the intended use. Read and follow the applicable restrictions and limitations and directions for use on all product labels involved in tank mixes or sequential applications. Users must follow the most restrictive directions for use and precautionary statements of each product in the tank mixture.

SPECIAL INSTRUCTIONS FOR USE IN COFFEE – HAWAII ONLY

Apply Fusilade DX Herbicide as a postemergence ground application. Apply with sufficient spray volume to ensure complete coverage of the target grasses. Applications can be made as a broadcast, strip band, or spot spray application.

Apply Fusilade DX Herbicide at 16-24 fl oz/A for control of annual and perennial grasses at the listed growth stages in the following tables. Add crop oil concentrate at 1% v/v (1 gal/100 gal) or nonionic surfactant at 0.25-0.5% v/v (1-2 qt/100 gal) in the finished spray volume.

FUSILADE DX HERBICIDE ANNUAL GRASS CONTROL GROWTH STAGES FOR COFFEE

Annual Grass Species

Make applications when grasses are 2-8 inches tall, but before tillering and/or heading.

Barnyardgrass	Prairie cupgrass
Broadleaf signalgrass	Red Rice
Crabgrass, large	Shattercane/Wildcane/Volunteer milo
Crabgrass, smooth	Sorghum alnum
Crabgrass, southern	Southern sandbur
Crabgrass, tropical	Southwestern cupgrass
Fall panicum	Texas panicum
Field sandbur	Volunteer barley
Foxtail, giant	Volunteer corn
Foxtail, green	Volunteer oats
Foxtail, yellow	Volunteer rye
Goosegrass	Volunteer wheat
Guineagrass, seedling	Wild oats
Itchgrass	Wild proso millet
Italian ryegrass	Witchgrass
Johnsongrass, seedling	Woolly cupgrass
Junglerice	

FUSILADE DX HERBICIDE PERENNIAL GRASS CONTROL GROWTH STAGES FOR COFFEE

Perennial Grass Species	Growth Stage
Bermudagrass	4-8" runners
Kikuyugrass	4-8" runners
Quackgrass	6-10"
Rhizome johnsongrass	8-18" tall and before boot stage
Wirestem muhly	4-12" tall and before seedhead initiation

SPECIAL INSTRUCTIONS FOR USE IN BANANAS AND PLANTAINS

Apply Fusilade DX Herbicide as a directed postemergence application in the interspaces and around the base of banana and plantain plants while avoiding contact of the spray solution or mist with the trunk and foliage. Applications can be made as a broadcast, strip band, or spot spray application at rates and growth stages listed in Tables 2-5. Apply with sufficient spray volume and pressure to ensure complete coverage of target grasses.

SPECIAL INSTRUCTIONS FOR USE IN APRICOT; BLUEBERRY, LOWBUSH (As well as lingonberry; currant, native); BUSHBERRY SUBGROUP 13-07B (Aronia berry; blueberry, highbush; buffalo currant; Chilean guava; cranberry, highbush; currant, black; currant, red; elderberry; European barberry; gooseberry; honeysuckle, edible; huckleberry; jostaberry; Juneberry (Saskatoon berry); salal; sea buckthorn; and cultivars, varieties, and/or hybrids of these); CANEBERRY SUBGROUP 13-07A (Blackberry; loganberry; raspberry, black and red; wild raspberry; cultivars, varieties, and /or hybrids of these); CHERRY; CITRUS FRUITS GROUP 10 (Australian desert lime; Australian finger-lime; Australian round lime; Brown River finger lime; calamondin; citron; citrus hybrids; grapefruit; Japanese summer grapefruit; kumquat; lemon; lime; Mediterranean mandarin; mount white lime; New Guinea wild lime; orange, sour; orange, sweet; pummelo; Russell River lime; satsuma mandarin; sweet lime; tachibana orange; Tahiti lime; tangelo; tangerine (mandarin); tangor; trifoliate orange; uniq fruit; cultivars, varieties, and/or hybrids of these); MACADAMIA NUT; NECTARINE; PEACH; PECAN; PLUM; PRUNE; SMALL FRUIT VINE CLIMBING SUBGROUP 13-07F (EXCEPT FUZZY KIWIFRUIT) (Amur River grape; gooseberry; grape; kiwifruit, hardy; maypop; schisandra berry; cultivars, varieties, and/or hybrids of these)

Apply Fusilade DX Herbicide as a directed postemergence application in the interspaces and around the base of plants while avoiding contact of spray with plants. Apply with sufficient spray volume and pressure to ensure complete coverage of target grasses. Applications can be made as a broadcast, strip band, or spot spray application at rates and growth stages listed in Tables 2-5. Refer to the Spray Additives section for spray additives.

SPECIAL USE DIRECTIONS FOR FINE FESCUE GRASSES GROWN FOR SEED IN IDAHO, OREGON AND WASHINGTON

For control of downy brome, quackgrass, bentgrass and volunteer cereals in fine fescue grasses (such as Chewings, Creeping Red and Hard Fescue varieties) grown for seed. **NOT FOR USE ON TALL FESCUE.** Refer to Tables 2 and 4 for a complete listing of grass weeds controlled. Refer to the Spray Additives section for spray additives.

Application Rate and Timing

Fall Application - Apply Fusilade DX Herbicide at 8 fl oz per acre to actively growing downy brome in the 2 to 4 inch stage. Apply Fusilade DX Herbicide at 12 to 16 fl oz per acre to actively growing quackgrass or bentgrass in the 6 to 10 inch stage and make a second application of 12 to 16 fl oz per acre before regrowth exceeds 10 inches.

Spring Application - Apply Fusilade DX Herbicide at 8 to 16 fl oz per acre to actively growing grasses. Downy brome in the 2 to 4 inch stage can be controlled by the lower rate but larger, established grasses (4 to 6 inches) may need the higher rate for adequate control. Apply Fusilade DX Herbicide at 12 to 16 fl oz per acre when quackgrass and bentgrass is at the 6 to 10 inch stage and make a second application of 12 to 16 fl oz per acre before regrowth exceeds 10 inches.

Restrictions:

- Refer to the CROP SPECIFIC RESTRICTIONS section for additional information.
- Do not apply Fusilade DX Herbicide after fescue grass seedhead develops into the boot stage.

Precautions:

- For use on fine fescues (Chewings, Creeping Red and Hard Fescue varieties) grown for seed. Other types of fescues may be injured by Fusilade DX Herbicide.

NONBEARING CROPS

Fusilade DX Herbicide can be used to control annual and perennial grass weeds in nonbearing groves, orchards, vineyards, or tree farms* or during site preparation prior to transplanting. See the following tables for specific uses.

*Not applicable in California.

Apply Fusilade DX Herbicide at 16-24 oz/A for control of annual and perennial grasses at the listed growth stages in the following tables. Add crop oil concentrate at 1% v/v (1

gal/100 gal) or nonionic surfactant at 0.25-0.5% v/v (1-2 qt/100 gal) in the finished spray volume.

FUSILADE DX HERBICIDE ANNUAL GRASS CONTROL GROWTH STAGES FOR NONBEARING CROPS

Annual Grass Species

Make applications when grasses are 2-8 inches tall, but before tillering and/or heading.

Barnyardgrass	Junglerice
Broadleaf signalgrass	Prairie cupgrass
Crabgrass, large	Red Rice
Crabgrass, smooth	Shattercane/Wildcane/Volunteer milo
Crabgrass, southern	Sorghum alnum
Crabgrass, tropical	Southern sandbur
Downy brome*	Southwestern cupgrass
Fall panicum	Texas panicum
Field sandbur	Volunteer barley
Foxtail, giant	Volunteer corn
Foxtail, green	Volunteer oats
Foxtail, yellow	Volunteer rye
Goosegrass	Volunteer wheat
Guineagrass, seedling	Wild Oats
Itchgrass	Wild proso millet
Italian ryegrass	Witchgrass
Johnsongrass, seedling	Woolly cupgrass

*Not registered in California for use on this species.

FUSILADE DX HERBICIDE PERENNIAL GRASS CONTROL GROWTH STAGES FOR NONBEARING CROPS

Perennial Grass Species	Growth Stage
Bermudagrass	4-8" runners
Guineagrass	6-12" tall before seedhead initiation
Kikuyugrass*	4-8" runners
Quackgrass	6-10"
Rhizome johnsongrass	8-18" tall and before boot stage
Torpedograss**	3-6" tall (1st application) 2-3" tall (subsequent application)
Wirestem muhly	4-12" tall and before seedhead initiation

*Not registered in California for use on this species.

**Use 24 fl oz per acre per application. Three applications may be needed.

FUSILADE DX HERBICIDE CAN BE USED ON THE FOLLOWING NONBEARING CROPS**

Acerola (West Indian Cherry)*	Grapefruit
Almonds	Guava*
Apples	Jojoba
Asparagus	Kiwi*
Avocados	Lemons
Berries	Limes
Conifers*	Macadamia
Christmas tree plantings	Mango*
Nursery beds	Olives
Seedling establishment	Oranges
Dates	Pears
Figs	Pineapple
Filberts	Pistachios
Florigraze rhizoma peanuts*	Pomegranates
(Nursery stock only)	Tangelos
Ginseng*	Tangerines
Grapes	Walnuts

*Not applicable in California.

**Nonbearing crops not listed need to be screened for phytotoxicity prior to widespread use.

USE RESTRICTIONS - NONBEARING CROPS

- Do not use or store in or around the home.
- Do not apply Fusilade DX Herbicide to grasses which are stressed due to moisture, temperature, low soil fertility, mechanical or chemical injury.
- Do not apply to grasses which have tillered, formed seed heads, or exceeded listed growth stages.
- Do not apply to trees, vines, or other listed crops that will be harvested for food/feed within 1 year after application.
- Do not apply to asparagus from which spears will be harvested within 1 year of treatment. Refer to the Asparagus section of the **CROP SPECIFIC RESTRICTIONS** for use in asparagus that will be harvested within 1 year.
- Do not graze or harvest Florigraze rhizoma peanuts for 1 year after treatment.
- Do not plant rotational grass crops such as corn, sorghum and cereals within 60 days after the last application of Fusilade DX Herbicide.

- Do not apply a total of more than 72 fl oz of Fusilade DX Herbicide per acre per year.
- Do not apply more than 24 fl oz of Fusilade DX Herbicide per acre per application.
- Do not apply more than 3 applications per year.
- Maintain a minimum of 14 days between applications.

USE PRECAUTIONS – NONBEARING CROPS

- Apply Fusilade DX Herbicide to actively growing grasses before they exceed the specified growth stages.
- Spray to obtain thorough coverage of grass foliage, but not to runoff. Repeat treatments may be necessary to provide full season control.
- Apply Fusilade DX Herbicide when the first grass species in a mixed grass weed population reaches the specified growth stage for treatment.
- When treating nonbearing trees and vines, avoid contact of spray with foliage by using directed sprays.

NONFOOD USES: FALLOW AGRICULTURAL LAND AND OTHER NONCROP AREAS OF FARMS

Fusilade DX Herbicide can be used to control annual and perennial grass weeds in agricultural fallow land of farms, and other noncrop areas including areas around farm buildings, farm equipment storage yards, and fence rows.

Apply Fusilade DX Herbicide at 16-24 fl oz/A for control of annual and perennial grasses at the listed growth stages in the following tables. Add crop oil concentrate at 1% v/v (1 gal/100 gal) or nonionic surfactant at 0.25-0.5% v/v (1-2 qt/100 gal) in the finished spray volume.

FUSILADE DX HERBICIDE ANNUAL GRASS CONTROL GROWTH STAGES FOR FALLOW AGRICULTURAL LAND AND NONCROP AREAS OF FARMS

Annual Grass Species

Make applications when grasses are 2-8 inches tall, but before tillering and/or heading.

Barnyardgrass	Junglerice
Broadleaf signalgrass	Prairie cupgrass
Crabgrass, large	Red Rice
Crabgrass, smooth	Shattercane/Wildcane/Volunteer milo

Crabgrass, southern	Sorghum almum
Crabgrass, tropical	Southern sandbur
Downy brome*	Southwestern cupgrass
Fall panicum	Texas panicum
Field sandbur	Volunteer barley
Foxtail, giant	Volunteer corn
Foxtail, green	Volunteer oats
Foxtail, yellow	Volunteer rye
Goosegrass	Volunteer wheat
Guineagrass, seedling	Wild Oats
Itchgrass	Wild proso millet
Italian ryegrass	Witchgrass
Johnsongrass, seedling	Woolly cupgrass

*Not registered in California for use on this species.

FUSILADE DX HERBICIDE PERENNIAL GRASS CONTROL GROWTH STAGES FOR FALLOW AGRICULTURAL LAND AND NONCROP AREAS OF FARMS

Perennial Grass Species	Growth Stage
Bermudagrass	4-8" runners
Guineagrass	6-12" tall before seedhead initiation
Kikuyugrass*	4-8" runners
Quackgrass	6-10"
Rhizome johnsongrass	8-18" tall and before boot stage
Torpedograss**	3-6" tall (1st application) 2-3" tall (subsequent application)
Wirestem muhly	4-12" tall and before seedhead initiation

*Not Registered in California for use on this species.

**Use 24 fl oz/A per application. Three applications may be needed.

USE RESTRICTIONS - FALLOW AGRICULTURAL LAND AND NONCROP AREAS OF FARMS

- Do not use or store in or around the home.
- Do not apply Fusilade DX Herbicide to grasses which are stressed due to moisture, temperature, low soil fertility, mechanical or chemical injury.
- Do not apply to grasses which have tillered, formed seed heads, or exceeded listed growth stages.
- Do not apply a total of more than 72 fl oz of Fusilade DX Herbicide per acre per year.

- Do not apply more than 24 fl oz of Fusilade DX Herbicide per acre per application.
- Do not apply more than 3 applications per year.
- Maintain a minimum of 14 days between applications.

USE PRECAUTIONS – FALLOW AGRICULTURAL LAND AND NONCROP AREAS OF FARMS

- Spray to obtain thorough coverage of grass foliage, but not to runoff. Repeat treatments may be necessary to provide full season control.
- Apply Fusilade DX Herbicide when the first grass species in a mixed grass weed population reaches the specified growth stage for treatment.

CONVERSION TABLE FUSILADE DX HERBICIDE RATE TO BE APPLIED			
Lb ai/A	Pt/A	Fl oz Product/A	Acres/Gal
0.094	$\frac{3}{8}$	6	21.3
0.125	$\frac{1}{2}$	8	16
0.156	$\frac{5}{8}$	10	12.8
0.188	$\frac{3}{4}$	12	10.7
0.250	1	16	8
0.375	1- $\frac{1}{2}$	24	5.3

APPENDIX

Scientific names are listed for those weeds referred to in the Fusilade DX Herbicide label.

COMMON NAME	SCIENTIFIC NAME
Barnyardgrass	<i>Echinochloa crus-galli</i>
Bentgrass	<i>Agrostis</i> spp.
Bermudagrass	<i>Cynodon dactylon</i>
Broadleaf signalgrass	<i>Brachiaria platyphylla</i>
Crabgrass, Large	<i>Digitaria sanguinalis</i>
Crabgrass, Smooth	<i>Digitaria ischaemum</i>
Crabgrass, Southern	<i>Digitaria ciliaris</i>
Crabgrass, Tropical	<i>Digitaria bicornis</i>
Downy brome	<i>Bromus tectorum</i>
Fall Panicum	<i>Panicum dichotomiflorum</i>
Field Sandbur	<i>Cenchrus incertus</i>
Foxtail, Giant	<i>Setaria faberi</i>
Foxtail, Green	<i>Setaria viridis</i>
Foxtail, Yellow	<i>Setaria pumila</i>
Goosegrass	<i>Eleusine indica</i>
Guineagrass, seedling	<i>Panicum maximum</i>
Italian Ryegrass	<i>Lolium multiflorum</i>
Itchgrass	<i>Rottboellia exaltata</i>
Johnsongrass, Rhizome	<i>Sorghum halepense</i>
Johnsongrass, Seedling	<i>Sorghum halepense</i>
Junglerice	<i>Echinochloa colonum</i>
Kikuyugrass	<i>Rennisetum clandestinum</i>
Prairie cupgrass	<i>Eriochloa contracta</i>
Quackgrass	<i>Elymus repens</i>
Rabbitfootgrass	<i>Polypogon monspeliensis</i>
Red Rice	<i>Oryza sativa</i>
Shattercane	<i>Sorghum bicolor</i>
Sorghum alnum	<i>Sorghum alnum</i>
Southern Sandbur	<i>Cenchrus echinatus</i>
Southwestern cupgrass	<i>Eriochloa gracilis</i>
Texas Panicum	<i>Panicum texanum</i>
Volunteer Cereals	
V. Barley	<i>Hordeum vulgare</i>
V. Corn	<i>Zea mays</i>
V. Milo	<i>Sorghum bicolor</i>
V. Oats	<i>Avena sativa</i>
V. Rye	<i>Secale cereale</i>
V. Wheat	<i>Triticum aestivum</i>
Wild Proso Millet	<i>Panicum miliaceum</i>
Wild Oats	<i>Avena fatua</i>

COMMON NAME

SCIENTIFIC NAME

Wirestem Muhly
Witchgrass
Woolly cupgrass

Muhlenbergia frondosa
Panicum capillare
Eriochloa villosa

STORAGE AND DISPOSAL

Do not contaminate water, food or feed by storage or disposal.

Pesticide Storage

Store in original container only. Keep container closed when not in use. Do not store near food or feed. In case of spill or leak on floor or paved surfaces, soak up with sand, earth or synthetic absorbent. Remove to chemical waste area.

Pesticide Disposal

Open dumping is prohibited. Pesticide wastes are toxic. Improper disposal of excess pesticide, spray mixture or rinsate is a violation of Federal Law. If these wastes cannot be disposed of by use according to label instructions, contact your State Pesticide or Environmental Control Agency or the Hazardous Waste Representative at the nearest EPA Regional Office for guidance.

Container Handling [less than or equal to 5 gallons]

Non-refillable container. Do not reuse or refill this container. Triple rinse container (or equivalent) promptly after emptying. Triple rinse as follows: Empty the remaining contents into application equipment or a mix tank and drain for 10 seconds after the flow begins to drip. Fill the container ¼ full with water and recap. Shake for 10 seconds. Pour rinsate into application equipment or a mix tank or store rinsate for later use or disposal. Drain for 10 seconds after the flow begins to drip. Repeat this procedure two more times. Then offer for recycling if available or puncture and dispose of in a sanitary landfill, or by incineration, or by other procedures approved by state and local authorities.

Container Handling [greater than 5 gallons]

Non-refillable container. Do not reuse or refill this container. Triple rinse container (or equivalent) promptly after emptying. Triple rinse as follows: Empty the remaining contents into application equipment or a mix tank. Fill the container ¼ full with water. Replace and tighten closures. Tip container on its side and roll it back and forth, ensuring at least one complete revolution, for 30 seconds. Stand the container on its end and tip it back and forth several times. Turn the container over onto its other end and tip it back and forth several times. Empty the rinsate into application equipment or a mix tank or store rinsate for later use or disposal. Repeat this procedure two more times. Then offer for recycling if available or puncture and dispose of in a sanitary landfill, or by incineration, or by other procedures approved by state and local authorities.

Container Handling [greater than 5 gallons]

Refillable container. Refill this container with pesticide only. Do not reuse this container for any other purpose. Cleaning the container before final disposal is the responsibility of the person disposing of the container. Cleaning before refilling is the responsibility of the person refilling. To clean container before final disposal, empty the remaining contents from this container into application equipment or mix tank. Fill the container about 10 percent full with water. Agitate vigorously or recirculate water with the pump for 2 minutes. Pour or pump rinsate into application equipment or rinsate collection system. Repeat this rinsing procedure two more times. Then offer for recycling if available or puncture and dispose of in a sanitary landfill, or by incineration, or by other procedures approved by state and local authorities.

CONTAINER IS NOT SAFE FOR FOOD, FEED OR DRINKING WATER.

Flexstar® (EPA Reg. No. 100-1101), Fusilade® DX Herbicide (EPA Reg. No. 100-1070), Gramoxone® SL 2.0 (EPA Reg. No. 100-1431), Reflex® (EPA Reg. No. 100-993), the ALLIANCE FRAME, the SYNGENTA Logo, and the PURPOSE ICON are Trademarks of a Syngenta Group Company.

Basagran® Herbicide (EPA Reg. No. 66330-413) is a trademark of Arysta LifeScience North America, LLC.

DuPont™ Classic® (EPA Reg. No. 352-436) and Viton® trademarks of E. I. du Pont de Nemours & Company.

IMI-Corn® is a trademark of Garst Seed Company.

LibertyLink® is a trademark of Bayer CropScience.

Pursuit® (EPA Reg. No. 241-310) is a trademark of BASF Corporation.

Roundup® and Roundup Ready® are trademarks of Monsanto Company.

Ultra Blazer® (EPA Reg. No. 70506-60) trademark of United Phosphorus Inc.

For non-emergency (e.g., current product information), call
Syngenta Crop Protection at 1-800-334-9481

Manufactured for:
Syngenta Crop Protection, LLC
P.O. Box 18300
Greensboro, North Carolina 27419-8300

Fusilade DX 1070 MAS 0917 AMEND-D 0618-CL – kdy – 9/19/18
000100-01070.20180628D.FUSILADE_DX-AMEND-JUN2018-CL.pdf

SUPPLEMENTAL LABELING

Syngenta Crop Protection, LLC
P. O. Box 18300
Greensboro, North Carolina 27419-8300
SCP 1070A-SX XXXX

Sale, use, and distribution of this product in Nassau and Suffolk Counties in the State of New York is prohibited.

FLUAZIFOP-P-BUTYL	GROUP	1	HERBICIDE
--------------------------	--------------	----------	------------------

Fusilade® DX Herbicide

This supplemental label expires on 08/31/2020 and must not be used or distributed after this date.

Active Ingredient:	
Fluazifop-P-butyl	
Butyl (<i>R</i>)-2-[4-[[5-(trifluoromethyl)-2-pyridinyl]oxy]phenoxy]propanoate*	24.5%
Other Ingredients:	75.5%
Total:	100.0%

Fusilade® DX Herbicide formulation is an emulsifiable concentrate (EC).

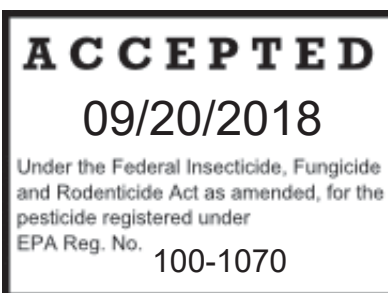
*Fusilade DX Herbicide contains 2 pounds (+) isomer (fluazifop-P-butyl) per gallon.

KEEP OUT OF REACH OF CHILDREN.

CAUTION

EPA Reg. No. 100-1070

All applicable directions, restrictions and precautions on the Fusilade DX Herbicide (EPA Reg. No. 100-1070) label are to be followed. Before using Fusilade DX Herbicide as permitted according to this supplemental label, read and follow all applicable directions, restrictions, and precautions on the EPA registered label on or attached to the pesticide product container. This Supplemental Labeling contains revised use instructions and or restrictions that may be different from those that appear on the container label. This Supplemental Labeling must be in the possession of the user at the time of pesticide application. It is a violation of Federal Law to use this product in a manner inconsistent with its labeling. Use of Fusilade DX Herbicide according to this labeling is subject to the limitations imposed by the label affixed to the container for Fusilade DX Herbicide (EPA Reg. No. 100-1070).



syngenta

DIRECTIONS FOR USE

Fusilade DX Rate Conversion Table

Fl oz product/acre	Lb ai fluazifop/acre
4	0.062
6	0.094
8	0.125
10	0.156
12	0.188
16	0.250
24	0.375
30	0.469
32	0.500
48	0.750
72	1.125

BLUEBERRY, LOWBUSH (As well as lingonberry; currant, native)

- Apply during the non-bearing year or during the year of establishment with the last application no later than 10 months before harvest.
- Do not apply a total of more than 48 fl oz of Fusilade DX Herbicide per acre per year.
- Do not apply more than 24 fl oz of Fusilade DX Herbicide per acre per application.
- Do not apply more than 2 applications per year.
- Maintain a minimum of 14 days between applications.

BUSHBERRY SUBGROUP 13-07B (As well as Aronia berry; blueberry, highbush; buffalo currant; Chilean guava; cranberry, highbush; currant, black; currant, red; elderberry; European barberry; gooseberry; honeysuckle, edible; huckleberry; jostaberry; Juneberry (Saskatoon berry); salal; sea buckthorn; and cultivars, varieties, and/or hybrids of these)

- Do not apply a total of more than 48 fl oz of Fusilade DX Herbicide per acre per year.
- Do not apply more than 24 fl oz of Fusilade DX Herbicide per acre per application.
- Do not apply more than 2 applications per year.
- Maintain a minimum of 14 days between applications.
- Do not harvest within 1 day of last application.

CANEBERRY SUBGROUP 13-07A (Blackberry; loganberry; raspberry, black and red; wild raspberry; cultivars, varieties, and /or hybrids of these)

- Do not apply a total of more than 48 fl oz of Fusilade DX Herbicide per acre per year.
- Do not apply more than 24 fl oz of Fusilade DX Herbicide per acre per application.
- Do not apply more than 2 applications per year.
- Maintain a minimum of 14 days between applications.
- Do not harvest within 1 day of last application.

CITRUS FRUITS GROUP 10 (Australian desert lime; Australian finger-lime; Australian round lime; Brown River finger lime; calamondin; citron; citrus hybrids; grapefruit; Japanese summer grapefruit; kumquat; lemon; lime; Mediterranean mandarin; mount white lime; New Guinea wild lime; orange, sour; orange, sweet; pummelo; Russell River lime; satsuma mandarin; sweet lime; tachibana orange; Tahiti lime; tangelo; tangerine (mandarin); tangor; trifoliate orange; unqi fruit; cultivars, varieties, and/or hybrids of these)

- Do not apply a total of more than 72 fl oz of Fusilade DX Herbicide per acre per year.
- Do not apply more than 24 fl oz of Fusilade DX Herbicide per acre per application.
- Do not apply more than 3 applications per year.
- Maintain a minimum of 21 days between applications.
- Do not harvest within 14 days of last application.

FINE FESCUE GRASSES GROWN FOR SEED (IDAHO, OREGON AND WASHINGTON ONLY)

- Do not apply a total of more than 48 fl oz of Fusilade DX Herbicide per acre per year.
- Do not apply more than 16 fl oz of Fusilade DX Herbicide per acre per application.
- Do not apply more than 3 applications rate per year.
- Maintain a minimum of 14 days between applications.
- Do not harvest forage within 14 days of application.

LETTUCE, LEAF AND HEAD

- Do not apply a total of more than 48 fl oz of Fusilade DX Herbicide per acre per year.
- Do not apply more than 24 fl oz of Fusilade DX Herbicide per acre per application.
- Do not apply more than 2 applications per year.
- Maintain a minimum of 14 days between applications.
- Do not harvest within 14 days of last application.

ONION, BULB SUBGROUP 3-07A (Daylily, bulb; fritillaria, bulb; garlic, bulb; garlic, great-headed, bulb; garlic, serpent, bulb; lily, bulb; onion, bulb; onion, Chinese, bulb; onion, pearl; onion, potato, bulb; shallot, bulb; cultivars, varieties, and/or hybrids of these)

- Do not apply a total of more than 48 fl oz of Fusilade DX Herbicide per acre per year.
- Do not apply more than 24 fl oz of Fusilade DX Herbicide per acre per application.
- Do not apply more than 2 applications per year.
- Maintain a minimum of 14 days between applications.
- Do not harvest within 45 days of last application.

ONION, GREEN

- Do not apply a total of more than 48 fl oz of Fusilade DX Herbicide per acre per year.
- Do not apply more than 24 fl oz of Fusilade DX Herbicide per acre per application.
- Do not apply more than 2 applications per year.
- Maintain a minimum of 14 days between applications.
- Do not harvest within 14 days of last application.

RHUBARB

- Do not apply a total of more than 32 fl oz of Fusilade DX Herbicide per acre per year.
- Do not apply more than 16 fl oz of Fusilade DX Herbicide per acre per application.
- Do not apply more than 2 applications per year.
- Maintain a minimum of 14 days between applications.
- Do not harvest within 14 days of last application.

SMALL FRUIT VINE CLIMBING SUBGROUP 13-07F (EXCEPT FUZZY KIWIFRUIT) (Amur river grape; gooseberry; grape; kiwifruit, hardy; maypop; schisandra berry; cultivars, varieties, and/or hybrids of these)

- Do not apply a total of more than 72 fl oz of Fusilade DX Herbicide per acre per year.
- Do not apply more than 24 fl oz of Fusilade DX Herbicide per acre per application.
- Do not apply more than 3 applications per year.
- Maintain a minimum of 14 days between applications.
- Do not harvest within 50 days of last application.

STRAWBERRY

- Do not apply a total of more than 16 fl oz of Fusilade DX Herbicide per acre per year.
- Do not apply more than 16 fl oz of Fusilade DX Herbicide per acre per application.
- Do not apply more than 1 application per year.
- Do not harvest within 14 days of last application.

TUBEROUS AND CORM VEGETABLES SUBGROUP 1D (EXCEPT POTATO) (Arracacha; arrowroot; artichoke, Chinese; artichoke, Jerusalem; canna, edible; cassava, bitter and sweet; chayote (root); chufa; dasheen (taro); ginger; leren; sweet potato; tanier; turmeric; yam bean; yam, true)

- Do not apply a total of more than 48 fl oz of Fusilade DX Herbicide per acre per year.
- Do not apply more than 12 fl oz of Fusilade DX Herbicide per acre per application.
- Do not apply more than 4 applications per year.
- Maintain a minimum of 14 days between applications.
- Do not harvest within 14 days of last application.

SPECIAL INSTRUCTIONS FOR USE IN APRICOT; BLUEBERRY, LOWBUSH (As well as lingonberry; currant, native); BUSHBERRY SUBGROUP 13-07B (Aronia berry; blueberry, highbush; buffalo currant; Chilean guava; cranberry, highbush; currant, black; currant, red; elderberry; European barberry; gooseberry; honeysuckle, edible; huckleberry; jostaberry; Juneberry (Saskatoon berry); salal; sea buckthorn; and cultivars, varieties, and/or hybrids of these); CANEBERRY SUBGROUP 13-07A (Blackberry; loganberry; raspberry, black and red; wild raspberry; cultivars, varieties, and /or hybrids of these); CHERRY; CITRUS FRUITS GROUP 10 (Australian desert lime; Australian finger-lime; Australian round lime; Brown River finger lime; calamondin; citron; citrus hybrids; grapefruit; Japanese summer grapefruit; kumquat; lemon; lime; Mediterranean mandarin; mount white lime; New Guinea wild lime; orange, sour; orange, sweet; pummelo; Russell River lime; satsuma mandarin; sweet lime; tachibana orange; Tahiti lime; tangelo; tangerine (mandarin); tangor; trifoliolate orange; uniq fruit; cultivars, varieties, and/or hybrids of these); MACADAMIA NUT; NECTARINE; PEACH; PECAN; PLUM; PRUNE; SMALL FRUIT VINE CLIMBING SUBGROUP 13-07F (EXCEPT FUZZY KIWIFRUIT) (Amur River grape; gooseberry; grape; kiwifruit, hardy; maypop; schisandra berry; cultivars, varieties, and/or hybrids of these)

Apply Fusilade DX Herbicide as a directed postemergence application in the interspaces and around the base of plants while avoiding contact of spray with plants. Apply with sufficient spray volume and pressure to ensure complete coverage of target grasses. Applications can be made as a broadcast, strip band, or spot spray application at rates and growth stages listed in Tables 2-5. Refer to the Spray Additives section for spray additives.

SPECIAL USE DIRECTIONS FOR FINE FESCUE GRASSES GROWN FOR SEED IN IDAHO, OREGON AND WASHINGTON

For control of downy brome, quackgrass, bentgrass and volunteer cereals in fine fescue grasses (such as Chewings, Creeping Red and Hard Fescue varieties) grown for seed. **NOT FOR USE ON TALL FESCUE.** Refer to Tables 2 and 4 for a complete listing of grass weeds controlled. Refer to the Spray Additives section for spray additives.

Application Rate and Timing

Fall Application - Apply Fusilade DX Herbicide at 8 fl oz per acre to actively growing downy brome in the 2 to 4 inch stage. Apply Fusilade DX Herbicide at 12 to 16 fl oz per acre to actively growing quackgrass or bentgrass in the 6 to 10 inch stage and make a second application of 12 to 16 fl oz per acre before regrowth exceeds 10 inches.

Spring Application - Apply Fusilade DX Herbicide at 8 to 16 fl oz per acre to actively growing grasses. Downy brome in the 2 to 4 inch stage can be controlled by the lower rate but larger, established grasses (4 to 6 inches) may need the higher rate for adequate control. Apply Fusilade DX Herbicide at 12 to 16 fl oz per acre when quackgrass and bentgrass is at the 6 to 10 inch stage and make a second application of 12 to 16 fl oz per acre before regrowth exceeds 10 inches.

Restrictions:

- Refer to the CROP SPECIFIC RESTRICTIONS section for additional information.
- Do not apply Fusilade DX Herbicide after fescue grass seedhead develops into the boot stage.

Precautions:

- For use on fine fescues (Chewings, Creeping Red and Hard Fescue varieties) grown for seed. Other types of fescues may be injured by Fusilade DX Herbicide.

Fusilade® and the Syngenta logo are trademarks of a Syngenta Group Company.
©201X Syngenta