



100-1070

9-24-2003

Jacket  
1/54

UNITED STATES ENVIRONMENTAL PROTECTION AGENCY  
WASHINGTON, D.C. 20460

SEP 24 2003

OFFICE OF  
PREVENTION, PESTICIDES  
AND TOXIC SUBSTANCES

Dan Cambell  
Syngenta Crop Protection  
P.O. Box 18300  
Greensboro, NC 27419-8300

Dear Mr. Cambell:

Subject: Revised Labeling  
Fusilade DX  
EPA Registration No. 100-1070 ✓  
Your Submission Dated August 28, 2003

The amendment referred to above, submitted in connection with registration under the Federal Insecticide, Fungicide and Rodenticide Act (FIFRA), as amended is acceptable provided that you:

1. Make the labeling changes listed below before you release the product for shipment bearing the amended labeling:

- Delete the heading "General Use....". This term is an implied safety claim which is prohibited by 40 CFR Part 156.10(a)(5).

2. Submit one (1) copy of your final printed labeling before you release the product for shipment. A stamped copy of the labeling is enclosed for your records.

If you have any questions concerning this letter, please contact Mr. James Stone at 703-305-7391.

Sincerely yours,

Joanne I. Miller  
Product Manager (23)  
Herbicide Branch  
Registration Division (7505C)

Enclosure

2/54

Fusilade® DX

Herbicide

Postemergence Herbicide for Control of Perennial and Annual Grass Weeds

Active Ingredient:	
Fluazifop-P-butyl	
Butyl (R)-2-[4-[[5-(trifluoromethyl)-2-pyridinyl]oxy]	
phenoxy]propanoate* .....	24.5%
Other Ingredients:	75.5%
Total:	100.0%

\*Fusilade DX herbicide contains 2 pounds (+) isomer (fluazifop-P-butyl) per gallon  
Contains petroleum hydrocarbons

**KEEP OUT OF REACH OF CHILDREN.**

**CAUTION**

EPA Reg. No. 100-1070  
EPA Est. 11773-IA-01

Product of United Kingdom  
Formulated in the USA

SCP 1070A-L1 DRAFT

1 gallon  
U.S. Standard Measure

ACCEPTED  
with COMMENTS  
In EPA Letter Dated

SEP 24 2003

Under the Federal Insecticide,  
Fungicide, and Rodenticide Act  
as amended, for the pesticide  
registered under EPA Reg. No.

100-1070

<b>FIRST AID</b>	
<b>If on skin or clothing</b>	<ul style="list-style-type: none"> <li>• Take off contaminated clothing.</li> <li>• Rinse skin immediately with plenty of water for 15-20 minutes.</li> <li>• Call a poison control center or doctor for treatment advice.</li> </ul>
<b>If inhaled</b>	<ul style="list-style-type: none"> <li>• Move person to fresh air.</li> <li>• If person is not breathing, call 911 or an ambulance, then give artificial respiration, preferably mouth-to-mouth if possible.</li> <li>• Call a poison control center or doctor for further treatment advice.</li> </ul>
<b>If in eyes</b>	<ul style="list-style-type: none"> <li>• Hold eye open and rinse slowly and gently with water for 15-20 minutes.</li> <li>• Remove contact lenses, if present, after the first 5 minutes, then continue rinsing eye.</li> <li>• Call a poison control center or doctor for treatment advice.</li> </ul>
<b>If swallowed</b>	<ul style="list-style-type: none"> <li>• Call a poison control center or doctor immediately for treatment advice.</li> <li>• Do not give any liquid to the person.</li> <li>• Do not induce vomiting unless told to do so by a poison control center or doctor.</li> <li>• Do not give anything by mouth to an unconscious person.</li> </ul>
Have the product container or label with you when calling a poison control center or doctor, or going for treatment.	
<b>HOT LINE NUMBER</b>	
For 24 Hour Medical Emergency Assistance (Human or Animal) or Chemical Emergency Assistance (Spill, Leak, Fire, or Accident), Call <b>1-800-888-8372</b>	

## **PRECAUTIONARY STATEMENTS**

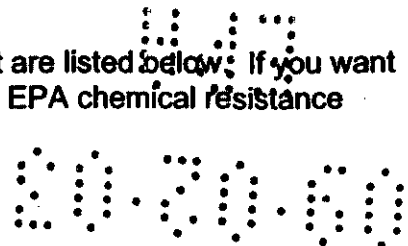
### **Hazards to Humans and Domestic Animals**

#### **CAUTION**

Harmful if absorbed through skin or inhaled. Causes eye irritation. Prolonged or frequently repeated skin contact may cause allergic reactions in some individuals. Avoid contact with skin, eyes or clothing. Avoid breathing vapor or spray mist.

### **Personal Protective Equipment (PPE)**

Some materials that are chemical-resistant to this product are listed below. If you want more options, follow the instructions for Category E on an EPA chemical resistance category selection chart.



Applicators and handlers (other than mixers and loaders) must wear:

- Long-sleeved shirt and long pants
- Chemical-resistant gloves, such as barrier laminate or nitrile rubber or neoprene rubber or viton
- Shoes plus socks

Mixers and Loaders must wear:

- Long-sleeved shirt and long pants
- Chemical-resistant gloves, such as barrier laminate or nitrile rubber or neoprene rubber or viton
- Shoes plus socks
- Protective eyewear
- Chemical-resistant apron when mixing or loading

Follow manufacturer's instructions for cleaning/maintaining PPE. If no such instructions for washables, use detergent and hot water. Keep and wash PPE separately from other laundry.

### Engineering Control Statements

When handlers use closed systems, enclosed cabs, or aircraft in a manner that meets the requirements listed in the Worker Protection Standard (WPS) for agricultural pesticides [40 CFR 170.240(d)(4-6)], the handler PPE requirements may be reduced or modified as specified in the WPS.

### User Safety Recommendations


#### Users should:

- Wash hands before eating, drinking, chewing gum, using tobacco or using the toilet.
- Remove clothing immediately if pesticide gets inside. Then wash thoroughly and put on clean clothing.
- Remove PPE immediately after handling this product. Wash the outside of gloves before removing. As soon as possible, wash thoroughly and change into clean clothing.

### Environmental Hazards

This product is toxic to fish. Do not apply directly to water, to areas where surface water is present, or to intertidal areas below the mean high water mark. Do not contaminate water when disposing of equipment washwaters. Do not apply when weather conditions favor drift from target area.

### Physical and Chemical Hazards



Do not use or store near heat or open flame.

---

**CONDITIONS OF SALE AND LIMITATION OF WARRANTY AND LIABILITY**

---

**NOTICE:** Read the entire Directions for Use and Conditions of Sale and Limitation of Warranty and Liability before buying or using this product. If the terms are not acceptable, return the product at once, unopened, and the purchase price will be refunded.

The Directions for Use of this product should be followed carefully. It is impossible to eliminate all risks inherently associated with the use of this product. Crop injury, ineffectiveness or other unintended consequences may result because of such factors as manner of use or application, weather or crop conditions, presence of other materials or other influencing factors in the use of the product, which are beyond the control of SYNGENTA CROP PROTECTION, INC. or Seller. All such risks shall be assumed by Buyer and User, and Buyer and User agree to hold Syngenta and Seller harmless for any claims relating to such factors.

SYNGENTA warrants that this product conforms to the chemical description on the label and is reasonably fit for the purposes stated in the Directions for Use, subject to the inherent risks referred to above, when used in accordance with directions under normal use conditions. This warranty does not extend to the use of this product contrary to label instructions, or under abnormal conditions or under conditions not reasonably foreseeable to or beyond the control of Seller or SYNGENTA, and Buyer and User assume the risk of any such use. SYNGENTA MAKES NO WARRANTIES OF MERCHANTABILITY OR OF FITNESS FOR A PARTICULAR PURPOSE NOR ANY OTHER EXPRESS OR IMPLIED WARRANTY EXCEPT AS STATED ABOVE.

In no event shall SYNGENTA or Seller be liable for any incidental, consequential or special damages resulting from the use or handling of this product. **THE EXCLUSIVE REMEDY OF THE USER OR BUYER, AND THE EXCLUSIVE LIABILITY OF SYNGENTA AND SELLER FOR ANY AND ALL CLAIMS, LOSSES, INJURIES OR DAMAGES (INCLUDING CLAIMS BASED ON BREACH OF WARRANTY, CONTRACT, NEGLIGENCE, TORT, STRICT LIABILITY OR OTHERWISE) RESULTING FROM THE USE OR HANDLING OF THIS PRODUCT, SHALL BE THE RETURN OF THE PURCHASE PRICE OF THE PRODUCT OR, AT THE ELECTION OF SYNGENTA OR SELLER, THE REPLACEMENT OF THE PRODUCT.**

SYNGENTA and Seller offer this product, and Buyer and User accept it, subject to the foregoing Conditions of Sale and Limitations of Warranty and Liability, which may not be modified except by written agreement signed by a duly authorized representative of SYNGENTA.

## DIRECTIONS FOR USE

It is a violation of Federal law to use this product in a manner inconsistent with its labeling.

This labeling must be in the possession of the user at the time of application.

Do not apply this product in a way that will contact workers or other persons, either directly or through drift. Only protected handlers may be in the area during application. For any requirements specific to your State or Tribe, consult the agency responsible for pesticide regulation.

### AGRICULTURAL USE REQUIREMENTS

Use this product only in accordance with its labeling and with the Worker Protection Standard, 40 CFR part 170. This Standard contains requirements for the protection of agricultural workers on farms, forests, nurseries, and greenhouses, and handlers of agricultural pesticides. It contains requirements for training, decontamination, notification, and emergency assistance. It also contains specific instructions and exceptions pertaining to the statements on this label about personal protective equipment (PPE) and restricted-entry interval. The requirements in this box only apply to uses of this product that are covered by the Worker Protection Standard.

Do not enter or allow worker entry into treated areas during the restricted-entry interval (REI) of 12 hours.

PPE required for early entry to treated areas that is permitted under the Worker Protection Standard and that involves contact with anything that has been treated, such as plants, soil, or water, is:

- Coveralls
- Chemical-resistant gloves, such as barrier laminate or nitrile rubber or neoprene rubber or viton
- Shoes plus socks

**NON-AGRICULTURAL USE REQUIREMENTS**

The requirements in this box apply to uses of this product that are NOT within the scope of the Worker Protection Standard for agricultural pesticides (40 CFR Part 170). The WPS applies when this product is used to produce agricultural plants on farms, forests, nurseries, or greenhouses.

Do not treat areas while unprotected humans or domestic animals are present in the treatment areas. Do not allow entry into treated areas without protective clothing until sprays have dried.

Written or oral warnings must be given to workers who are expected to be in a treated area or in an area about to be treated with this product. When oral warnings are given, warnings shall be given in a language customarily understood by workers. Oral warnings must be given if there is reason to believe that written warnings cannot be understood by workers. Warnings must include the following information:

**CAUTION:** Area treated with Fusilade DX herbicide on (date of application). Do not enter without appropriate protective clothing until sprays have dried. In case of accidental exposure to pesticide spray, wash the skin thoroughly with soap and water. Remove contaminated clothing and wash before reuse. If in eyes, flush with plenty of water. If irritation persists, get medical attention.

---

**STORAGE AND DISPOSAL**

---

**Prohibitions**

Do not contaminate water, food or feed by storage or disposal. Open dumping is prohibited. Do not reuse empty container.

**Storage**

Store in original container only. Keep container closed when not in use. Do not store near food or feed. In case of spill or leak on floor or paved surfaces, soak up with sand, earth or synthetic absorbent. Remove to chemical waste area.

**Pesticide Disposal**

Pesticide wastes are toxic. Improper disposal of excess pesticide, spray mixture or rinsate is a violation of Federal law. If these wastes cannot be disposed of by use according to label instructions, contact your State Pesticide or Environmental Control Agency or the Hazardous Waste Representative at the nearest EPA Regional Office for guidance.



**Container Disposal**

**Plastic Containers:** Triple-rinse (or equivalent). Then offer for recycling or reconditioning, or puncture and dispose of in a sanitary landfill, by incineration or, if allowed by state and local authorities, by burning. If burned stay out of smoke.

**Container Disposal – Bulk and Mini-Bulk Containers**

**Container Disposal:** Reseal container and offer for reconditioning, or triple rinse (or equivalent) and offer for recycling or reconditioning, or clean in accordance with manufacturer's instructions.

**Container Precautions:** Before refilling, inspect thoroughly for damage, such as cracks, punctures, bulges, dents, abrasions and damaged or worn thread on closure devices.

**REFILL ONLY WITH FUSILADE DX.** The contents of this container cannot be completely removed by cleaning. Refilling with materials other than Fusilade DX herbicide will result in contamination and may weaken container. After filling and before transporting, check for leaks. Do not refill or transport damaged or leaking container.

**CONTAINER IS NOT SAFE FOR FOOD, FEED OR DRINKING WATER.**

---

**GENERAL INFORMATION**

---

Read all label directions before using.

Fusilade DX herbicide is a selective postemergence herbicide for control of annual and perennial grass weeds in apricots, asparagus (except Arizona), carrots, cherries, coffee (restricted to Hawaii), cotton, endive, garlic, macadamia nuts, nectarines, onions (dry bulb), peaches, pecans, plums, prunes, rhubarb (restricted to Maryland and New Jersey), soybeans, sweet potatoes and yams, Tabasco peppers (restricted to Louisiana). Fusilade DX herbicide can also be used on fallow land, on noncrop areas, and on nonbearing crops. Fusilade DX herbicide will provide effective control of grass weeds in conventional tillage, minimum tillage, and no-till plantings. Fusilade DX herbicide does not control broadleaf weeds or sedges (nutgrass).

Fusilade DX herbicide is a systemic herbicide which moves from the treated foliage into the shoots, roots, rhizomes, stolons, and growing points (meristematic regions) of treated grass weeds. Fusilade DX herbicide is rainfast in one hour.

**Control Symptoms**

Thorough coverage of all weed plant foliage is important for good activity. Optimum weed control is achieved when young actively growing weeds are treated that are not



under stress from moisture, temperature, low soil fertility, mechanical, or chemical injury.

Growth of treated grass weeds stops soon after application. Symptoms include loss of vigor, yellowing and/or reddening, and eventual death to the treated grass plant. Symptoms are generally observed within one week after treatment, depending on grass weed species and environmental conditions.

### Information on Weed Resistance

Naturally occurring biotypes of certain grass species with resistance to this herbicide and related products (same mode of action) are known to exist. Selection of resistant biotypes, through repeated use of these herbicides, may result in control failures.

If poor performance cannot be attributed to adverse weather conditions or improper application methods, a resistant biotype may be present. In such a case, additional treatments with this herbicide or related products is not recommended. Consult your local company representative or agricultural advisor for assistance.

---

## APPLICATION DIRECTIONS

---

**TIMING** - Best control of susceptible grasses is obtained when Fusilade DX herbicide is applied to actively growing grasses before they exceed the recommended growth stages shown on this label. Refer to the grass weed table for specific recommendations on weed growth stages.

**SPRAY ADDITIVES** - Only spray additives cleared for use on growing crops under 40 CFR 180.1001 may be used in spray mixture.

### Always add one of the following:

- **Crop Oil Concentrate** - Add a non-phytotoxic crop oil concentrate or a once-refined vegetable oil concentrate containing 15-20% approved emulsifier, at 0.5-1% v/v (1-2 pts./25 gals.) of the finished spray volume. For aerial applications, add 1 pt. of crop oil concentrate per acre.
- **Nonionic Surfactant** - Add nonionic surfactant containing at least 75% surface-active agent, at 0.25-0.5% v/v (1/2-1 pt./25 gals.) of the finished spray volume for ground sprays. For aerial application, add 1 pt. of surfactant per acre.
- **Other Adjuvants** - Adjuvants other than COC or NIS may be used providing the product meets the following criteria:
  1. Contains only EPA exempt ingredients.
  2. Is nonphytotoxic to the target crop.

10/54

- 3. Is compatible in mixture. (May be established through a jar test).
- 4. Is supported locally for use with Fusilade DX on the target crop through proven field trials and through university and extension recommendations.

Always refer to the product label and follow recommendations concerning rates, target crops, environmental effect such as drought or weed stress, and use in tank mix with other labeled pesticides.

In addition to crop oil concentrate or nonionic surfactant, liquid nitrogen fertilizer (28% or similar) can be added to the spray mixture and is recommended in soybeans only. This 28% liquid nitrogen fertilizer is water soluble and should be used at a rate of one gallon per acre. Liquid nitrogen fertilizers should not be used as a substitute for crop oil concentrate or nonionic surfactant in the spray mixture.

Diammonium phosphate (aqueous ammonium polyphosphate) commonly sold as a solution (10-34-0) can be added to the spray mixture. This water soluble material should be used at a rate of 2 pts./A. Diammonium phosphate should not be used as a substitute for crop oil concentrate nor nonionic surfactant in the spray mixture.

**GROUND APPLICATION** - Use sufficient spray volume and pressure to ensure complete coverage of the target grasses. Apply in 5-40 gals./A of spray mixture with spray pressures of 30-60 psi at the nozzle tip. When grass foliage is dense, use 60 psi and a minimum of 20 gals./A to ensure coverage of weed foliage. Do not exceed the maximum application rates for Fusilade DX herbicide.

**DO NOT USE FLOOD TYPE OR OTHER SPRAY NOZZLE TIPS WHICH DELIVER COARSE, LARGE DROPLET SPRAYS.**

**DO NOT APPLY FUSILADE DX HERBICIDE WITH RECIRCULATING SPRAYERS, ROPE-WICK APPLICATORS, CONTROLLED DROPLET APPLICATORS (CDA) OR ANY SIMILAR DEVICES.**

**BAND APPLICATIONS** - Thorough weed coverage is important for control. Best coverage is obtained with a minimum of two nozzles, one directed to each side of the planted row. Application with a single nozzle directed over the top of the row is not recommended. Cultivation of untreated areas may be needed following band applications.

When making band applications and cultivating in the same operation, position nozzles in advance of the cultivation device. This will reduce dust in the spray area. Dust can intercept the spray, reducing weed coverage, resulting in less than adequate weed control.

Calculate the amount of herbicide and water volume needed for band treatment by the following formulas:

$$\begin{aligned}
 & \text{Gals./A} = \frac{\text{Rate (lb/A)} \times 128}{\text{Concentration (\%)}} \\
 & \text{Rate (lb/A)} = \frac{\text{Gals./A} \times \text{Concentration (\%)}}{128}
 \end{aligned}$$

$$\frac{\text{Band width in inches}}{\text{Row width in inches}} \times \text{broadcast rate per acre} = \text{Band herbicide rate per acre}$$

$$\frac{\text{Band width in inches}}{\text{Row width in inches}} \times \text{broadcast volume per acre} = \text{Band herbicide volume per acre}$$

Band applications to perennial grasses are not recommended as reinfestation of the treated band from the untreated middle may result.

**AERIAL APPLICATION** - Use sufficient spray volume to ensure complete coverage of target grasses. A minimum of 5 gals./A should be applied. When grass foliage is dense, use a minimum of 10 gals./A to ensure coverage of weed foliage. Add 1 pt./A of crop oil concentrate or nonionic surfactant in the spray mixture.

### CHEMIGATION

**Sprinkler Irrigation Application:** Apply Fusilade DX herbicide at rates and timing described elsewhere in this label. Do not use adjuvants in the manner described elsewhere in this label for use in conventional applications. As local recommendations differ, consult your local State Extension Service or other local experts for recommendations on adjuvant or diluent types, rates and mixing instructions. These recommendations should be proven, through university, extension or local expert field trials, to be effective with Fusilade DX herbicide applied by chemigation.

Check the irrigation system to insure uniform application of water to all areas. Thorough coverage of foliage is required for good control. Good agitation in the pesticide supply tank should be maintained prior to and during the entire application period.

Apply by injecting the recommended rate of Fusilade DX herbicide into the irrigation system using a metering device that will introduce a constant flow and by distributing the product to the target areas in 0.1-0.2 acre-inch of water. In general, use the least amount of water required for proper distribution and coverage. It is recommended that the product be injected into the main irrigation line ahead of a right angle turn in the line to insure adequate dispersion or mixing in the irrigation water. Once the application is completed, flush the entire irrigation and injection system with clean water before stopping the system.

In addition to the above recommendations, if application is being made during a normal irrigation set of a stationary sprinkler, the recommended rate of Fusilade DX herbicide for the area covered should be injected into the system only during the end of the irrigation set for sufficient time to provide adequate coverage and product distribution.

It is not recommended that Fusilade DX herbicide be applied through an irrigation system connected to a public water system. Public water system means a system for the provision to the public of piped water for human consumption if such system has at

least 15 service connections or regularly serves an average of at least 25 individuals daily at least 60 days out of the year.

#### **Use Precautions - Sprinkler Irrigation Application**

1. Apply this product only through sprinkler irrigation systems including center pivot, lateral move, end tow, side (wheel) roll, traveler, big gun, solid set, or hand move. Do not apply this product through any other type of irrigation system.
2. Crop injury, lack of effectiveness, or illegal pesticide residues in the crop can result from non-uniform distribution of treated water.
3. If you have any questions about calibration, you should contact State Extension Service Specialists, equipment manufacturers or other experts.
4. Do not connect an irrigation system (including greenhouse systems) used for pesticide application to a public water system unless the pesticide label prescribed safety devices for public-water systems are in place.
5. A person knowledgeable of the chemigation system and responsible for its operation or under the supervision of the responsible person, shall shut the system down and make necessary adjustments should the need arise.
6. The system must contain a functional check valve, vacuum relief valve, and low pressure drain appropriately located on the irrigation pipeline to prevent water source contamination from back-flow.
7. The pesticide injection pipeline must contain a functional, automatic, quick-closing check valve to prevent the flow of fluid back toward the injection pump.
8. The pesticide injection pipeline must also contain a functional, normally closed, solenoid-operated valve located on the intake side of the injection pump and connected to the system interlock to prevent fluid from being withdrawn from the supply tank when the irrigation system is either automatically or manually shut down.
9. The system must contain functional interlocking controls to automatically shut off the pesticide injection pump when the water pump motor stops.
10. The irrigation line or water pump must include a functional pressure switch which will stop the water pump motor when pressure decreases to the point where pesticide distribution is adversely affected.
11. Systems must use a metering pump, such as a positive displacement injection pump (e.g. diaphragm pump) effectively designed and constructed of materials that

13/154

are compatible with pesticides and are capable of being fitted with a system interlock.

- 12. Any alternatives to the above required safety devices must conform to the list of EPA approved alternative devices.
- 13. Do not apply when wind speed favors drift beyond the area intended for treatment or non-uniform distribution of treated water.

**CULTIVATION** - Cultivation of treated grasses is not recommended within 7 days prior to or within 7 days after application of Fusilade DX herbicide as weeds may be put under stress reducing weed control. Timely cultivation 2-3 weeks after applying Fusilade DX herbicide may assist weed control.

**SPOT TREATMENTS** - Mix Fusilade DX herbicide and crop oil concentrate or nonionic surfactant with water according to the amounts shown below. Spray to obtain thorough coverage, but do not spray to runoff. Retreat if necessary.

**SPOT SPRAY RECOMMENDATIONS**

To Make This Spray Volume	Add These Amounts			
	Fusilade DX	Crop/Vegetable Oil Concentrate	or	Nonionic Surfactant
1 gal.	0.75 fl. oz.	1-1/2 fl. oz.	or	1/2 fl. oz.
10 gals.	6.5 fl. oz.	13 fl. oz.	or	3 fl. oz.
25 gals.	0.5 qt.	1 qt.	or	1/2 pt.
50 gals.	1 qt.	2 qts.	or	1 pt.

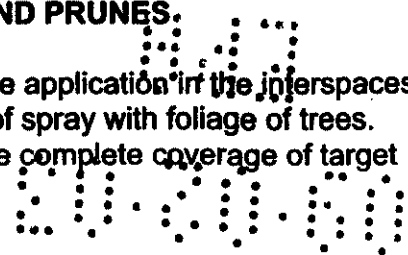
**SPECIAL INSTRUCTIONS FOR USE ON COFFEE**

Apply Fusilade DX herbicide as a postemergence ground application. Apply with sufficient spray volume to ensure complete coverage of the target grasses. Applications can be made as a broadcast, strip band, or spot spray application.

Apply 16 oz./A of Fusilade DX herbicide along with 1% crop oil concentrate (2 pts./25 gals.) or 0.25% (1/2 pt./25 gals.) of a nonionic surfactant to annual and perennial grasses at the recommended growth stages in the weed tables.

**SPECIAL INSTRUCTIONS FOR USE IN APRICOTS, CHERRIES, MACADAMIA NUTS, NECTARINES, PEACHES, PECANS, PLUMS AND PRUNES:**

Apply Fusilade DX herbicide as a directed postemergence application in the interspaces and around the base of the trees while avoiding contact of spray with foliage of trees. Apply with sufficient spray volume and pressure to ensure complete coverage of target



14/50

grasses. Applications can be made as a broadcast, strip band, or spot spray application at rates and growth stages listed in the weed tables. Do not apply when harvestable fruit or nuts are on the ground.

**DO NOT GRAZE ANIMALS IN TREATED AREAS.**

**REFER TO THE GRASS WEED TABLES FOR SPECIFIC RECOMMENDATIONS ON WEED GROWTH STAGES.**

---

#### **GENERAL USE PRECAUTIONS**

---

- Apply to actively growing grasses. Do not apply to grasses which are stressed due to moisture, temperature, low soil fertility, mechanical or chemical injury.
- Apply at the recommended rate to grasses at the recommended growth stages as outlined. Do not apply to grasses which have tillered, formed seed heads, or exceeded recommended growth stages.
- Apply when the first grass weed species in a mixed grass weed population reaches the recommended growth stage for treatment. Use the highest recommended rate for grasses in that group.
- Where irrigation is used as part of normal cropping practice, best results are usually obtained when Fusilade DX herbicide is applied within 7 days after irrigation.
- Best perennial grass control can be obtained if rhizomes or stolons are cut up by preplant tillage practices (discing, plowing, etc.) to stimulate maximum emergence of grass shoots.
- Do not plant rotational grass crops such as corn, sorghum, and cereals within 60 days of last application of Fusilade DX herbicide.
- Avoid drift to all other crops and nontarget areas. Grass crops are highly susceptible to Fusilade DX herbicide.
- Tank mixes of Fusilade DX herbicide with pesticides, liquid fertilizers or additives not specified on this label or other supplemental labeling may result in unsatisfactory crop injury and/or grass control.
- Sequential applications with herbicides, except as specified on this label or on supplemental labeling, within five days before or after Fusilade DX herbicide application may result in unsatisfactory crop injury and/or grass control.
- Thoroughly clean spray tank with water and a commercial tank cleaner before and after each use.



- Do not apply Fusilade DX herbicide if rainfall is expected within 1 hour.

#### **APRICOTS, CHERRIES, NECTARINES, PEACHES, PLUMS, AND PRUNES**

- Do not apply a total of more than 72 fl. oz. of Fusilade DX herbicide per acre per season.
- Do not harvest within 14 days of application.
- Do not graze animals in treated areas.

#### **ASPARAGUS**

##### **All states except California and Arizona:**

- Do not apply a total of more than 48 fl. oz. of Fusilade DX per acre per season to bearing asparagus.
- Do not apply more than 24 fl. oz. of Fusilade DX per acre per application.
- Do not make sequential applications at less than a 14 day interval.
- Do not harvest asparagus sooner than 1 day after application.

##### **California only:**

- Do not apply a total of more than 24 fl. oz. of Fusilade DX per acre per season to bearing asparagus.
- Do not apply more than 12 fl. oz. of Fusilade DX per acre per application.
- Do not make sequential applications at less than a 3 week interval.
- Do not harvest asparagus sooner than 1 day after application.

#### **CARROTS (INCLUDING SEED CARROTS), DRY BULB ONIONS AND GARLIC**

- Do not apply a total of more than 48 oz. of Fusilade DX herbicide per acre per season to carrots, dry bulb onions or garlic.
- Do not harvest carrots, dry bulb onions or garlic within 45 days after application.

#### **COFFEE (HAWAII ONLY)**

- Do not apply a total of more than 48 fl. oz. of Fusilade DX herbicide per acre per season to coffee.
- Do not harvest coffee within 1 day of application.

#### **COTTON**

- Do not apply a total of more than 48 oz. of Fusilade DX herbicide per acre per season to cotton.
- Do not apply to cotton after boll set.
- Do not harvest cotton within 90 days of Fusilade DX application.
- Do not graze or harvest for forage or hay.

#### **ENDIVE**

- Do not apply a total of more than 48 oz. of Fusilade DX herbicide per acre per season to endive.
- Do not harvest endive within 28 days of application.

**MACADAMIA NUTS**

- Do not apply a total of more than 48 fl. oz. of Fusilade DX herbicide per acre per season to macadamia nuts.
- Do not harvest within 1 day of application.
- Do not graze animals in treated area or feed cover crops of treated macadamia groves to livestock.

**PECANS**

- Do not apply a total of more than 72 fl. oz. of Fusilade DX herbicide per acre per season.
- Do not harvest within 30 days of application.
- Do not graze animals in treated areas.

**RHUBARB (MARYLAND AND NEW JERSEY ONLY)**

- Do not apply a total of more than 36 oz. of Fusilade DX herbicide per acre per season to rhubarb.
- Do not harvest rhubarb within 14 days of the spring application.

**SOYBEANS**

- Do not apply a total of more than 32 oz. of Fusilade DX herbicide per acre per season to soybeans.
- Make the last Fusilade DX herbicide application to soybeans before bloom.
- Do not graze or harvest for forage or hay.

**SWEET POTATOES AND YAMS**

- Do not apply a total of more than 48 oz. of Fusilade DX herbicide per acre per season to sweet potatoes and yams.
- Do not harvest within 55 days of application.

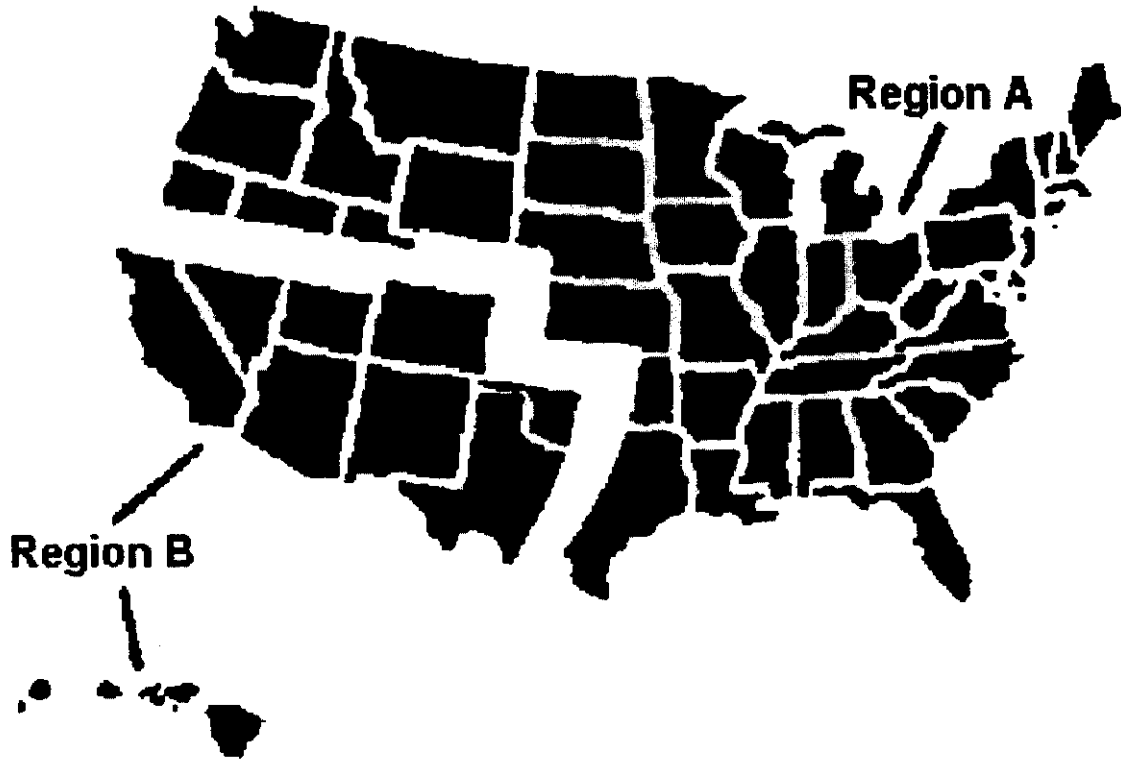
**TABASCO PEPPERS (LOUISIANA ONLY)**

- Do not apply a total of more than 48 oz. of Fusilade DX herbicide per acre per season to Tabasco peppers.
- Do not harvest Tabasco peppers within 45 days of application.



**ANNUAL AND PERENNIAL GRASS WEED CONTROL FOR COTTON, SOYBEANS,  
AND OTHER REGISTERED CROPS**

**REGIONAL USE MAP**



Region A - Includes the following states or portions of states where Fusilade DX herbicide can be applied at recommended rates.

Alabama, Alaska, Arkansas, California (Northern; see regional map), Connecticut, Delaware, Florida, Georgia, Idaho, Illinois, Indiana, Iowa, Kansas, Kentucky, Louisiana, Maine, Maryland, Massachusetts, Michigan, Minnesota, Mississippi, Missouri, Montana, Nebraska, Nevada (Northern; see regional map), New Hampshire, New Jersey, New York, North Carolina, North Dakota, Ohio, Oklahoma (east of Interstate 35), Oregon, Pennsylvania, Puerto Rico, Rhode Island, South Carolina, South Dakota, Tennessee, Texas (east of Interstate 35), Utah (Northern; see regional map), Vermont, Virginia, Washington, West Virginia, Wisconsin, and Wyoming.

00-20-00

18/54

Region B - Includes the following states or portions of states where Fusilade DX herbicide can be applied at recommended rates.


Arizona, California (Southern; see regional map), Colorado, Hawaii, Oklahoma (west of Interstate 35), Nevada (Southern; see regional map), New Mexico, Utah (Southern; see regional map), and Texas (west of Interstate 35).

19/54

COTTON, SOYBEANS, AND OTHER REGISTERED CROPS (EXCEPT COFFEE) FUSILADE DX HERBICIDE ANNUAL GRASS CONTROL USE RATE TABLE				
REGION A				
Annual Grass Species <sup>1</sup>	Ht. (In.)	No. of Leaves Not to Exceed	Rate(s) fl. oz/A	Special <sup>3</sup> Rate(s) fl. oz/A
Barnyardgrass	2-3	3	12	10
Broadleaf signalgrass	2-4	5	12	10
Crabgrass				
Large crabgrass	1-2	4	12	10
Smooth crabgrass	1-2	4	12	10
Southern crabgrass	1-2	4	12	10
Tropical crabgrass	1-2	4	12	10
Downy Brome <sup>2</sup>	2-6	4	8	
Fall Panicum	2-6	6	12	10
Field Sandbur	2-4	4	12	10
Foxtails				
Giant foxtail	2-6	4	12	10
Green foxtail	2-4	4	12	10
Yellow foxtail	2-4	4	12	10
Goosegrass	2-4	6	8	
Italian Ryegrass	2-4	4	12	10
Itchgrass	4-24	6	8	
Johnsongrass, seedling	2-8	4	6	
Junglerice	2-3	3	12	10
Red rice	1/2-1	2	16	10 <sup>4</sup>
Shattercane	6-12	8	6 <sup>6</sup>	
Sorghum alnum	6-12	8	8	
Southern sandbur	2-6	6	12	10
Texas Panicum	2-8	8	12	10
Volunteer Cereals				
V. Barley	2-6	6	8	
V. Corn <sup>8</sup>	12-24	10	6 <sup>6</sup>	4 <sup>5,7</sup>
V. Milo	6-12	4	6 <sup>6</sup>	
V. Oats	2-6	6	8	
V. Rye	2-6	6	8	
V. Wheat	2-6	6	8	
Wild Proso Millet	4-8	6	6 <sup>6</sup>	
Witchgrass	2-4	6	12	10
Wild Oats	2-6	6	8	
Woolly cupgrass	2-4	6	12	10

(Footnotes on following page)

- <sup>1</sup> Retreatment at the recommended rate may be needed to control later germinating grasses or if regrowth occurs.
- <sup>2</sup> Not registered in California for use on this species.
- <sup>3</sup> **Use Directions for Special Rate**  
Rates of Fusilade DX herbicide/acre can be reduced to the rates listed for species indicated under the following conditions:
  - Application under favorable soil moisture and humidity conditions, normally within a few days after rainfall or irrigation. Avoid extreme air temperatures.
  - Application at earliest growth stages indicated on rate tables.
  - Application in highly competitive crop stands such as narrow row or drilled soybeans, or where cultivation is planned.
  - Application to light or moderate weed densities.
  - Application with 1% v/v crop oil concentrate only.
  - Application alone, avoiding tank mixes with other pesticides.
- <sup>4</sup> Most infestations require two applications at 10 oz. of Fusilade DX herbicide/acre to achieve satisfactory control.
- <sup>5</sup> A second application of 4 fl. oz./A may be necessary if infestations of this weed are heavy or to control later germinating plants such as those emerging from buried ears.
- <sup>6</sup> Use 6 to 8 fl. oz./A when tank mixing with broadleaf herbicides in soybeans. Use the 8 fl. oz. rate when under conditions of low soil moisture or low humidity or when weeds have reached the maximum recommended growth stage.
- <sup>7</sup> Use 4 fl. oz./A when tank mixing with Pursuit® herbicide. Apply to actively growing plants less than 18" tall.
- <sup>8</sup> Fusilade DX will provide suppression of Sethoxydim-resistant volunteer corn.



21/54

COTTON, SOYBEANS, AND OTHER REGISTERED CROPS (EXCEPT COFFEE) FUSILADE DX HERBICIDE ANNUAL GRASS CONTROL USE RATE TABLE			
REGION B			
Annual Grass Species <sup>1</sup>	Height (Inches)	No. of Leaves Not to Exceed	Rate(s) fl. oz./A
Barnyardgrass <sup>2</sup>	1-2	3	12
Canarygrass, Littleseed <sup>3</sup>	2-4	4	12
Crabgrass, Large <sup>3</sup>	1-2	3	12
Crabgrass, Smooth <sup>3/4</sup>	1-2	4	12
Johnsongrass, seedling	2-4	3	8
Junglerice <sup>3</sup>	2-3	3	12
Panicums			
Fall Panicum <sup>3/4</sup>	2-6	6	12
Texas Panicum <sup>3/4</sup>	8	8	12
Rabbitfootgrass <sup>3</sup>	2-4	4	12
Volunteer Cereals			
V. Barley	2-4	3	12
V. Corn <sup>3</sup>	12-18	6	12
V. Milo	2-4	4	12
V. Oats	2-4	3	12
V. Wheat	2-4	3	12
Wild Oats <sup>4</sup>	2-4	4	12

- <sup>1</sup> Retreatment at the recommended rate may be needed to control late germinating grasses or if regrowth occurs.
- <sup>2</sup> Use 24 oz. in California and Arizona.
- <sup>3</sup> Not labeled for control of this species in Arizona and California.
- <sup>4</sup> Recommended for use in Colorado, Oklahoma, and Texas on these species.


11

11

22/54

COTTON, SOYBEANS, AND OTHER REGISTERED CROPS (EXCEPT COFFEE) FUSILADE DX HERBICIDE PERENNIAL GRASS CONTROL USE RATE TABLE				
REGION A				
Perennial Grass Species	Application	Height (Inches)	Rate fl. oz./A	Special Rate <sup>7</sup> fl. oz./A
Bermudagrass <sup>1/5</sup>	1st	4-8	12	16 - 24
	2nd	(runner length) 4-8	8	12 - 24
Quackgrass <sup>2/5</sup>	1st	6-10	12	16 - 24
	2nd	up to 10	8	12 - 24
Rhizome johnsongrass <sup>3/5</sup>	1st	8-18	12	16 - 24
	2nd	6-12	8	12 - 24
Wirestem muhly <sup>4/5</sup>	1st/2nd	4-12	12	16 - 24

- <sup>1</sup> Make second application to bermudagrass if regrowth occurs (usually about 4 weeks after first application). Bermudagrass control may be improved by directing the spray beneath the crop canopy. To improve coverage, make applications in a minimum of 15 gals./A.
- <sup>2</sup> Make second application 2-3 weeks after the first, but before the quackgrass exceeds 10 inches in height. Always use 1% v/v crop oil concentrate. In no-till soybeans, a preplant application of Gramoxone® Extra herbicide is recommended. Spot treatment is not recommended.
- <sup>3</sup> Make first application before the boot stage. In eastern Oklahoma, the Brazos Bottoms, the Blacklands, Coastal Bend and Rio Grande areas of eastern Texas, make the first application at 8-12 inches. If new shoots emerge or regrowth occurs, make a second application at 4-6 inches.
- <sup>4</sup> Make second application if regrowth occurs.
- <sup>5</sup> Rates of Fusilade DX herbicide should be increased to 24 oz. for the first application and 16 oz. for the second application when applied in sodded orchards.
- <sup>6</sup> Use the special rate of Fusilade DX under heavy grass pressure and/or when grasses are at maximum height. Do not exceed the maximum rate for any individual crop as specified in the **General Use Precautions** section.



23/54

COTTON, SOYBEANS, AND OTHER REGISTERED CROPS (EXCEPT COFFEE) FUSILADE DX HERBICIDE PERENNIAL GRASS CONTROL USE RATE TABLE			
REGION B			
For best results, apply Fusilade DX 3 days before to 7 days after irrigation.			
Perennial Grass Species	Application	Height (Inches)	Rate fl. oz./A
Bermudagrass <sup>1/2</sup>	1st	4-8 (runner length)	16-24
	2nd	4-8	16-24
Rhizome johnsongrass <sup>3/4</sup>	1st	12-18	16-24 <sup>5</sup>
	2nd	12-18	16-24 <sup>5</sup>

<sup>1</sup> Make second application to bermudagrass if regrowth occurs. (Usually about 4 weeks after first application.) Bermudagrass control may be improved by directing the spray beneath the crop canopy. To improve coverage, make applications in a minimum of 20 gals./A. In soybeans, do not apply more than 32 oz. in one season.

<sup>2</sup> In Colorado, Oklahoma (west of Interstate 35), and Texas (west of Interstate 35) under good soil moisture and favorable growing conditions, make applications at reduced rates of 12-16 fl. oz./A.

<sup>3</sup> Make first application before the boot stage. If new shoots emerge or regrowth occurs, make a second application. (Usually about 4 weeks after the first application.) In soybeans, do not apply more than 32 oz. in one season.

<sup>4</sup> In Colorado, Oklahoma (west of Interstate 35) and Texas (west of Interstate 35) under good soil moisture and favorable growing conditions, make the first application to 8-18 inch johnsongrass at a reduced rate of 12 fl. oz./A. Make the second application to 6-12 inch johnsongrass at a rate of 12 fl. oz./A.

<sup>5</sup> For California only, make first application to Johnsongrass at 16 fl. oz./A; and second application at 12-16 fl. oz./A.

**FUSILADE DX HERBICIDE ANNUAL GRASS CONTROL GROWTH STAGES FOR COFFEE (Hawaii only)**

**Annual Grass Species**

Make applications when grasses are 2-8 inches tall, but before tillering and/or heading.

- |                        |                                     |
|------------------------|-------------------------------------|
| Barnyardgrass          | Prairie cupgrass                    |
| Broadleaf signalgrass  | Red Rice                            |
| Crabgrass, large       | Shattercane/Wildcane/Volunteer milo |
| Crabgrass, smooth      | Sorghum almum                       |
| Crabgrass, southern    | Southern sandbur                    |
| Crabgrass, tropical    | Southwestern cupgrass               |
| Fall panicum           | Texas panicum                       |
| Field sandbur          | Volunteer barley                    |
| Foxtail, giant         | Volunteer corn                      |
| Foxtail, green         | Volunteer oats                      |
| Foxtail, yellow        | Volunteer rye                       |
| Goosegrass             | Volunteer wheat                     |
| Guineagrass, seedling  | Wild oats                           |
| Itchgrass              | Wild proso millet                   |
| Italian ryegrass       | Witchgrass                          |
| Johnsongrass, seedling | Woolly cupgrass                     |
| Junglerice             |                                     |

**FUSILADE DX HERBICIDE PERENNIAL GRASS CONTROL GROWTH STAGES FOR COFFEE (Hawaii only)**

**Perennial Grass Species**

**Growth Stage**

- |                      |   |
|----------------------|---|
| Bermudagrass         | 4-8" runners                              |
| Kikuyugrass          | 4-8" runners                              |
| Quackgrass           | 6-10"                                     |
| Rhizome johnsongrass | 8-18" tall and before boot stage          |
| Wirestem muhly       | 4-12" tall and before seedhead initiation |



25/54

---

**TANK MIX AND SEQUENTIAL APPLICATIONS FOR SOYBEANS**

---

See Tables 1 and 2 for Tank Mix Application Rate Table.


Fill the spray tank with half the amount of required water and add the recommended amounts of Fusilade DX herbicide, an appropriate broadleaf herbicide, and proper rate of approved adjuvant while the agitator is running, and then add the remaining quantity of water.

**Note:** Tank mix applications sometimes have resulted in reduced grass weed control and possible increases in crop injury as compared to either product used alone. If grass regrowth occurs following an application of the tank mix or an additional flush of grasses emerge, make a second application of Fusilade DX herbicide to actively growing grass weeds, as per the label recommendations. When perennial grasses are the predominant grass to be controlled, a tank mix is not recommended. Follow the directions for sequential applications of Fusilade DX herbicide and the appropriate broadleaf herbicide.

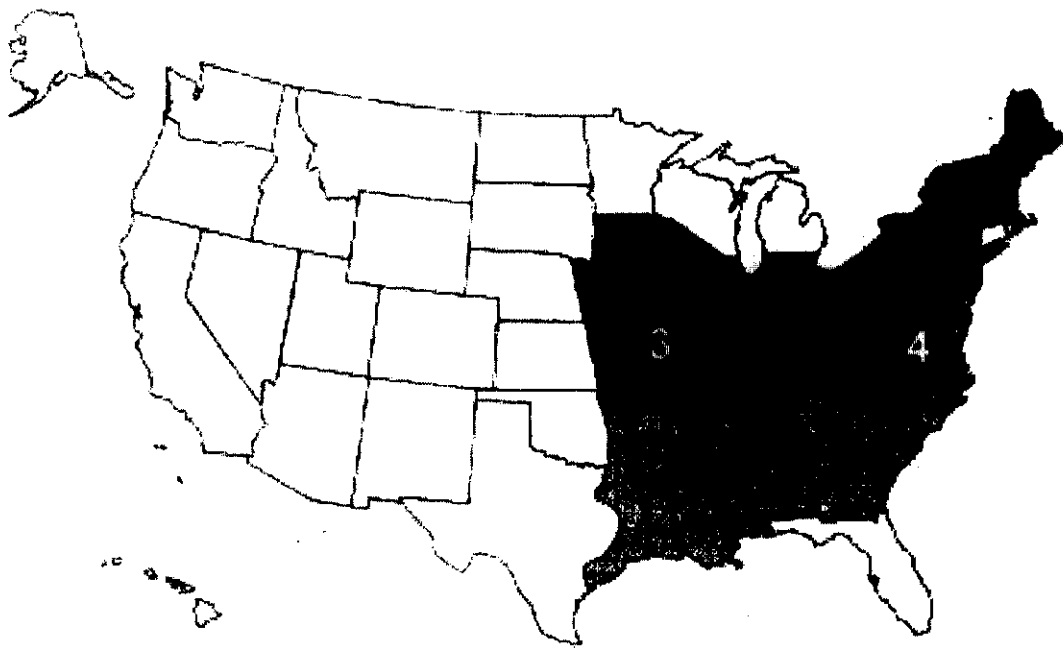
**USE OF FUSILADE DX HERBICIDE WITH REFLEX® HERBICIDE\* - SOYBEANS ONLY**

Refer to the Reflex Herbicide Label Use Map for specific state/county recommendations. Refer to the Application Rate Tables for recommendations by weed species and growth stage.

A maximum of 1-1/2 pts./A of Reflex herbicide may be applied per growing season for soybeans in Region 1. A maximum of 1 1/4 pts. of Reflex herbicide per acre may be applied in alternate years in Region 2. A maximum of 1 pint Reflex herbicide per acre may be applied in alternate years in Region 3. A maximum of 1 1/2 pts. of Reflex herbicide may be applied per acre in alternate years in Region 4. (Do not make more than one application per growing season.)



26/54



\* Reflex herbicide is not registered for use in California, Connecticut or Florida.

843  
20-20-80

Fusilade DX herbicide and Reflex herbicide may be used together in a postemergence program for broad-spectrum weed control in soybeans.

Fusilade DX herbicide and Reflex herbicide may be applied sequentially or in a tank mix. The growth stage of weeds at the time of application will determine which method of application will provide the most satisfactory results.

Both Fusilade DX herbicide and Reflex herbicide should be applied to actively growing weeds. Do not apply either herbicide if weeds appear stressed due to unfavorable temperatures, drought and/or low soil fertility. Do not apply Reflex herbicide or Fusilade DX herbicide tank mix if soybeans show injury from prior herbicide applications.

**METHOD 1: Sequential Application - Fusilade DX Herbicide - Followed by Reflex Herbicide**

**(Annual and/or perennial grass weeds at proper growth stage for treatment, prior to broadleaf weed treatment.)**

Apply Fusilade DX herbicide with an approved adjuvant to annual and/or perennial grass weeds at the recommended rate and growth stage listed in the **APPLICATION DIRECTIONS** section.

Fusilade DX herbicide is a systemic herbicide; therefore, when treating annual grasses, allow at least 3 days, and when treating perennial grasses, allow at least 5 days to elapse prior to a Reflex application. This will enable Fusilade DX herbicide to be adequately translocated to the meristematic regions of the plant.

After the appropriate time interval has elapsed, apply Reflex with an approved adjuvant at the recommended rate to susceptible broadleaf weeds as outlined on the Reflex label.

**METHOD 2: Sequential Application - Reflex Herbicide Followed by Fusilade DX Herbicide**

**(Broadleaf weeds at proper growth stage for treatments, prior to annual and/or perennial grass weed treatment.)**

Apply Reflex with an approved adjuvant to susceptible broadleaf weeds at the recommended rate and growth stage.

A sequential application of Fusilade DX herbicide may be applied following a Reflex application when grasses resume active growth with the development of a new leaf. Follow the recommended rates and growth stages listed in the **APPLICATION DIRECTIONS** section for the grass weeds being treated.

**METHOD 3: Tank Mix Applications - Fusilade DX Herbicide and Reflex Herbicide**

**(Annual grasses and broadleaf weeds are at the proper stage of growth for treatment, as per respective labels.)**

A tank mix of Fusilade DX and Reflex herbicides may be applied at the recommended rates and growth stages to susceptible annual grass and broadleaf weed species in a manner consistent with respective labels.

Use a nonionic surfactant or crop oil concentrate in the tank mix. Follow water volume and spray pressure recommendations, as per the Reflex label.

SEE SOYBEAN TANK MIX USE PRECAUTIONS SECTION FOR ADDITIONAL INFORMATION.

**USE OF FUSILADE DX HERBICIDE WITH BASAGRAN® HERBICIDE - SOYBEANS ONLY**

Fusilade DX herbicide and Basagran herbicide may be used together in a postemergence program for broad-spectrum weed control in soybeans.

Fusilade DX herbicide and Basagran herbicide may be applied sequentially or in tank mix. The growth stage of weeds at the time of application will determine which method of application will provide the most satisfactory results.

Both Fusilade DX herbicide and Basagran herbicide should be applied to actively growing weeds. Do not apply Basagran herbicide or Fusilade DX/Basagran herbicide tank mix if soybeans show injury from prior herbicide applications. Read and observe all applicable label directions and limitations for both Fusilade DX herbicide and Basagran herbicide before using.

**METHOD 1: Sequential Application - Fusilade DX Herbicide Followed by Basagran Herbicide**

**(Annual and/or perennial grass weeds at proper growth stage for treatment, prior to broadleaf weed treatment.)**

Apply Fusilade DX herbicide and an approved adjuvant to annual and/or perennial grass weeds at the recommended rates and growth stages listed in the **APPLICATION DIRECTIONS** section of this label. Following the Fusilade DX herbicide application, allow at least 24 hours to elapse prior to a Basagran application. This will enable Fusilade DX herbicide to be adequately translocated to the meristematic regions of the plant. Apply Basagran to susceptible broadleaf weeds according to the Basagran label.

29/54

**METHOD 2: Sequential Application - Basagran Herbicide Followed by Fusilade DX Herbicide**

**(Broadleaf weeds at proper growth stage for treatment, prior to annual and/or perennial grass weed treatment.)**

Apply Basagran to susceptible broadleaf weeds at the recommended rate and growth stage according to the Basagran label. A sequential application of Fusilade DX herbicide may be applied 24 hours after a Basagran application following the recommended rates and growth stages in the **APPLICATION DIRECTIONS** section of this label for the grass weeds being treated.

**METHOD 3: Tank mix Applications - Fusilade DX Herbicide and Basagran Herbicide**

**(Annual grasses and broadleaf weeds are at the proper stage of growth for treatment, as per respective labels.)**

A tank mix of Fusilade DX and Basagran herbicides may be applied at the recommended growth stages to susceptible annual grass and broadleaf weed species in a manner consistent with respective labels.

Use only a crop oil concentrate in the tank mix. Follow water volume and spray pressure recommendations, as per the Basagran label. This tank mix can be applied by ground or aerial application.


**SEE SOYBEAN TANK MIX USE PRECAUTIONS SECTION FOR ADDITIONAL INFORMATION.**

**USE OF FUSILADE DX HERBICIDE WITH REFLEX + BASAGRAN HERBICIDE - SOYBEANS ONLY**

Refer to Reflex Herbicide Regional Use Map.

Fusilade DX herbicide, Reflex herbicide and Basagran herbicide may be used together in a tank mix as a postemergence program for broad spectrum weed control in soybeans. The tank mix should be applied at the recommended rates and growth stages to susceptible annual grass and broadleaf weed species in a manner consistent with respective labels.

The Fusilade DX/Reflex/Basagran herbicide tank mix should be applied to actively growing weeds. Do not apply this tank mix if weeds are stressed due to unfavorable temperatures, drought and/or low soil fertility. Do not apply the Fusilade DX/Reflex/Basagran herbicide tank mix if soybeans show injury from prior herbicide applications.



30/54

Use a nonionic surfactant or crop oil concentrate. Apply in a minimum of 15 gallons per acre of spray mixture with spray pressures of 40-60 psi at the nozzle tip.

**USE OF FUSILADE DX HERBICIDE WITH BLAZER® HERBICIDE - SOYBEANS ONLY**

Fusilade DX herbicide and Blazer herbicide may be used together in a postemergence program for broad spectrum weed control in soybeans.

Fusilade DX herbicide and Blazer herbicide may be applied sequentially or in a tank mix. The growth stage of weeds at the time of application will determine which method of application will provide the most satisfactory results.

Both Fusilade DX herbicide and Blazer herbicide should be applied to actively growing weeds. Do not apply either herbicide if weeds appear stressed due to unfavorable temperatures, drought and/or low soil fertility. Do not apply Blazer herbicide and Fusilade DX herbicide as a tank mix if soybeans show injury from prior herbicide applications.

**METHOD 1: Sequential Application - Fusilade DX Herbicide Followed by Blazer Herbicide**

**(Annual and/or perennial grass weeds at proper growth stage for treatment, prior to broadleaf weed treatment.)**

Apply Fusilade DX herbicide and an approved adjuvant to annual and/or perennial grass weeds at the recommended rate and growth stage listed in the **APPLICATION DIRECTIONS** section. Fusilade DX herbicide is a systemic herbicide, therefore when treating annual grasses allow at least 3 days, and when treating perennial grasses allow at least 5 days to elapse prior to a Blazer herbicide application. This will enable Fusilade DX herbicide to be adequately translocated to the meristematic regions of the plant.

After the appropriate time interval has elapsed, apply Blazer with an approved nonionic surfactant to susceptible broadleaf weeds according to the Blazer label.

**METHOD 2: Sequential Application - Blazer Herbicide Followed by Fusilade DX Herbicide**

**(Broadleaf weeds at proper growth stage for treatment, prior to annual and/or perennial grass weed treatment.)**

Apply Blazer with an approved nonionic surfactant to susceptible broadleaf weeds at the recommended rate and growth stage.

A sequential application of Fusilade DX herbicide may be applied following a Blazer application when grasses resume active growth with the development of a new leaf. Follow the recommended rates and growth stages in the **APPLICATION DIRECTIONS** section for the grass weeds being treated.

### **METHOD 3: Tank Mix Applications - Fusilade DX Herbicide and Blazer Herbicide**

**(Annual grasses and broadleaf weeds are at the proper stage of growth for treatment, as per respective labels.)**

A tank mix of Fusilade DX herbicide and Blazer may be applied at the recommended rates and growth stages to susceptible annual grass and broadleaf weed species in a manner consistent with respective labels.

Follow water volume and spray pressure recommendations as per the Blazer label. Use only an approved nonionic surfactant in the tank mix. This tank mix can be applied by ground or aerial application.

SEE SOYBEAN TANK MIX USE PRECAUTIONS SECTION FOR ADDITIONAL INFORMATION.

### **USE OF FUSILADE DX HERBICIDE WITH CLASSIC® HERBICIDE - SOYBEANS ONLY**

#### **Sequential Application - Fusilade DX Herbicide Followed by Classic Herbicide**

Fusilade DX herbicide and Classic herbicide may be applied sequentially in a postemergence program for broad-spectrum weed control in soybeans.

Sequential applications can only be made by applying Fusilade DX herbicide first followed by Classic herbicide. Use of this sequential application is appropriate when annual and/or perennial grass weeds are at the proper growth stage for treatment, prior to broadleaf weed treatment. Both Fusilade DX herbicide and Classic herbicide should be applied to actively growing weeds at the proper growth stage. Do not apply either herbicide if weeds appear to be stressed due to unfavorable temperatures, drought, water saturated soil, and/or low soil fertility.

Apply Fusilade DX herbicide with an approved adjuvant to annuals and/or perennial grass weeds at the recommended rate and growth stage listed in the **APPLICATION DIRECTIONS** section of the label for Fusilade DX herbicide.

Fusilade DX herbicide is a systemic herbicide, therefore, when treating grasses, allow at least 7 days to elapse prior to an application of Classic herbicide. This will enable Fusilade DX herbicide to be adequately translocated to meristematic regions of the plant.

After the appropriate time interval has elapsed, apply Classic herbicide with an approved adjuvant at the recommended rate to susceptible broadleaf weed as outlined on the label for Classic herbicide.

**Tank Mix Applications - Fusilade DX Herbicide and Classic Herbicide**

Fusilade DX herbicide and Classic herbicide may be applied together in a tank mix in a postemergence program for control of volunteer corn, shattercane and broadleaf weeds at the proper growth stages for treatment listed on the respective product labels.

The Fusilade DX herbicide and Classic herbicide tank mix should be applied to actively growing weeds. Refer to the Fusilade DX herbicide and Classic herbicide labels for defined environmental conditions that promote active growth.

Do not apply the tank mix if soybeans show injury from prior herbicide applications.

Read and carefully observe all applicable directions, restrictions and precautionary statements on the Fusilade DX herbicide and Classic herbicide labels before using.

In Region A, Fusilade DX herbicide should be added to the tank mix at 6-8 oz./A. The 8 oz. rate may be necessary under conditions of low humidity and low soil moisture and should be used when volunteer corn and/or shattercane foliage is dense or has reached the maximum recommended growth stage.

In Region B, Fusilade DX herbicide should be added to the tank mix at 12 oz./A.

Classic herbicide should be added to the tank mix at the recommended rates for broadleaf weed growth stages described on the Classic herbicide label.


Always add an approved nonionic surfactant at a rate of 1/2 pt./25 gals. (0.25% v/v) of water or an approved crop oil concentrate at 1 qt./25 gals. (1% v/v) of water.

SEE SOYBEAN TANK MIX USE PRECAUTIONS SECTION FOR ADDITIONAL INFORMATION

**USE OF FUSILADE DX HERBICIDE WITH PURSUIT HERBICIDE - SOYBEANS ONLY**

**Tank Mix Applications - Fusilade DX Herbicide and Pursuit Herbicide - Soybeans Only - (Region A Only)**

Fusilade DX herbicide and Pursuit herbicide may be applied together in a tank mix in a postemergence program (Region A only) for control of volunteer corn, shattercane and broadleaf weeds at the proper growth stages for treatment listed on the respective product labels.





The Fusilade DX herbicide and Pursuit herbicide tank mix should be applied to actively growing weeds. Refer to the Fusilade DX herbicide and Pursuit herbicide labels for environmental conditions that promote active growth.

Do not apply the tank mix if soybeans show injury from prior herbicide applications.

Read and carefully observe all applicable directions, restrictions and precautionary statements on the Fusilade DX herbicide and Pursuit herbicide labels before using.

Fusilade DX herbicide should be added to the tank mix at 4-6 oz./A. The 6 oz. rate may be necessary under conditions of low humidity and low soil moisture and should be used when volunteer corn and/or shattercane foliage is dense or has reached the maximum recommended growth stage.

Pursuit herbicide should be added to the tank mix at the recommended rates for broadleaf weed growth stages described on the Pursuit herbicide label.

Always add an adjuvant (approved nonionic surfactant or crop oil concentrate) and liquid fertilizer to the spray mixture. Refer to the Pursuit herbicide label for additive rates.

**SEE SOYBEAN TANK MIX USE PRECAUTION SECTION FOR ADDITIONAL INFORMATION.**

TABLE 1. SOYBEAN HERBICIDE TANK MIX APPLICATION RATE TABLE<sup>1</sup>

REGION A <sup>2</sup>					
TANK MIX COMBINATION	FUSILADE DX	REFLEX <sup>3</sup>	BASAGRAN	BLAZER	NONIONIC SURFACTANT CROP OIL CONCENTRATE
Fusilade DX + Reflex	12 fl. oz./A	1-1½ pts./A			0.5 - 1% COC 0.25 - 0.5% NIS
Fusilade DX + Basagran	12 fl. oz./A		1½ - 2 pts./A		0.5 - 1% COC
Fusilade DX + Blazer	12 fl. oz./A			1½ - 3 pts./A	0.25% NIS DO NOT USE COC WITH THIS MIXTURE
Fusilade DX + Reflex + Basagran	12 fl. oz./A	1-2 pts./A	1½-2 pts./A		0.5 - 1% COC 0.25 - 0.5% NIS

<sup>1</sup> Follow the recommended rate and growth stages for the grass and broadleaf weeds on the respective labels.

<sup>2</sup> Region A - All states except the areas of Arizona, California, Colorado, Hawaii, New Mexico, West Oklahoma, West Texas, and Utah as outlined in the "Directions for Use" section.

<sup>3</sup> Refer to Reflex label for maximum use rate for specified geographic regions.

TABLE 2. SOYBEAN HERBICIDE TANK MIX APPLICATION RATE TABLE<sup>1</sup>

REGION B <sup>2</sup>				
TANK MIX COMBINATION	FUSILADE DX	BASAGRAN	BLAZER	NONIONIC SURFACTANT CROP OIL CONCENTRATE
Fusilade DX + Basagran	12 - 24 fl. oz./A	1½ - 2 pts./A		0.5 - 1% COC 0.25 - 0.5% NIS
Fusilade DX + Blazer	12 - 24 fl. oz./A		1½-3 pts./A	0.25 - 0.5% NIS DO NOT USE COC WITH THIS MIXTURE

<sup>1</sup> Follow the recommended rate and growth stages for the grass and broadleaf weeds on the respective labels.

34/54

<sup>2</sup> Region B - For the areas of Arizona, California, Colorado, Hawaii, New Mexico, West Oklahoma, West Texas, and Utah as outlined in the "Directions for Use" section.

643  
50-30-50

**SOYBEAN TANK MIX USE PRECAUTIONS**

- Always read and follow the restrictions and limitations for all products whether used alone or in a tank mix. The most restrictive labeling of any product used applies in tank mixtures.
- Do not apply less than 12 fl. oz./A Fusilade DX herbicide in a tank mix with broadleaf herbicides in soybeans, except as specified on this label.
- Do not apply tank mixes if rain is threatening. Reflex herbicide requires a 4-hour rain-free period; Blazer herbicide requires a 6 hour rain-free period; and Basagran herbicide requires an 8-hour rain-free period for best results.
- Do not apply a total of more than 2 qts. of Basagran herbicide per acre in one season to soybeans.
- A maximum of 1½ pts./A of Reflex herbicide may be applied per growing season for soybeans in Region 1. A maximum of 1¼ pts. of Reflex per acre may be applied in alternate years in Region 2. A maximum of 1 pt. Reflex per acre may be applied in alternate years in Region 3. A maximum of 1½ pints of Reflex may be applied per acre in alternate years in Region 4. (Do not make more than one application of Reflex per growing season.)
- Apply Reflex herbicide before soybeans bloom.
- Do not apply more than 4 pts. (1.0 lb. active) per acre of Blazer herbicide per growing season for soybeans.
- Do not apply Blazer herbicide within 50 days of harvest for soybeans.
- Do not apply more than 1 oz. of Classic per acre per season.
- Make the last application of Classic to soybeans 60 days before soybean maturity.
- In the case of crop failure, only soybeans may be immediately replanted following use of Basagran, Blazer, and Reflex.
- Do not make more than one application of the Fusilade DX/Reflex; Fusilade DX/Basagran; Fusilade DX/Blazer; or Fusilade DX/Reflex/Basagran tank mix in a single season.
- Do not make sequential or tank mix applications of any of these herbicides if the weeds appear stressed due to unfavorable temperatures, drought and/or low soil fertility.

---

**TANK MIXES FOR COTTON**

---

**USE OF FUSILADE DX HERBICIDE WITH AMBUSH®, CYMBUSH® 3E, BIDRIN® 8, OR CYGON® 400 INSECTICIDES - COTTON ONLY**

Fusilade DX herbicide and Ambush, Cymbush 3E, Bidrin 8, or Cygon 400 insecticides may be used in a tank mix when required according to the weed and insect problems present. Apply Fusilade DX herbicide and an approved adjuvant to actively growing annual and perennial grasses at the recommended rate and growth stage listed in the **APPLICATION DIRECTIONS** section of the Fusilade DX herbicide label. Apply Ambush, Cymbush 3E, Bidrin 8, or Cygon 400 as per label recommendations for insect control based on scouting reports. Subsequent applications of Ambush, Cymbush 3E, Bidrin 8 or Cygon 400 may be required at intervals of 5 to 7 days for insect control. Regrowth or subsequent emergence of grasses may require treatment according to rate and growth stage recommendations on the Fusilade DX herbicide label.

Use of crop oil concentrate or a nonionic surfactant as indicated in the **APPLICATION DIRECTIONS** section of this label is required in the tankmix.

Load the spray tank with half the amount of required water and add the recommended amounts of Fusilade DX herbicide and Ambush, Cymbush 3E, Bidrin 8, or Cygon 400 insecticide while the agitator is running. Add crop oil concentrate or nonionic surfactant and the remaining quantity of water and mix thoroughly.

FUSILADE DX HERBICIDE AND COTTON INSECTICIDE TANK MIX RATE TABLE <sup>1</sup>						
REGION A <sup>2</sup>						
TANK MIX COMBINATION	FUSILADE DX	AMBUSH	CYMBUSH 3E	CYGON 400	BIDRIN 8	NONIONIC SURFACTANT CROP OIL CONCENTRATE
Fusilade DX + Ambush	6-12 fl. oz./A	0.4-0.8 pt./A				0.5 - 1% COC 0.25 - 0.5% NIS
Fusilade DX + Cymbush 3E	6-12 fl. oz./A		0.16-0.27 pt./A (0.06-0.1 lbs. ai/A)			0.5 - 1% COC 0.25 - 0.5% NIS
Fusilade DX + Cygon 400	6-12 fl. oz./A			0.25-0.5 pt./A		0.5 - 1% COC 0.25 - 0.5% NIS
FUSILADE DX + BIDRIN 8	6-12 fl. oz./A				0.1-0.5 pt./A	0.5 - 1% COC 0.25 - 0.5% NIS

<sup>1</sup> Follow the recommended rate and growth stages for the grass and target insect pests on the respective labels.

<sup>2</sup> Region A - All states except the areas of Arizona, California, Colorado, Hawaii, New Mexico, West Oklahoma, West Texas, and Utah as outlined in the "Directions for Use" Section.

FUSILADE DX HERBICIDE AND COTTON INSECTICIDE TANKMIX RATE TABLE <sup>1</sup>						
REGION B <sup>2</sup>						
TANK MIX COMBINATION	FUSILADE DX	AMBUSH	CYMBUSH 3E	CYGON 400	BIDRIN 8	NONIONIC SURFACTANT CROP OIL CONCENTRATE
Fusilade DX + Ambush	8-24 fl. oz./A	0.4-0.8 pt./A				0.5 - 1% COC 0.25% NIS
Fusilade DX + Cymbush 3E	8-24 fl. oz./A		0.16-0.27 pt./A			0.5 - 1% COC 0.25% NIS
Fusilade DX + Cygon 400	8-24 fl. oz./A			0.25-0.5 pt./A		0.5 - 1% COC 0.25% NIS
Fusilade DX + Bidrin 8	8-24 fl. oz./A				0.1-0.5 pt./A	0.5 - 1% COC 0.25% NIS

38/54

<sup>1</sup> Follow the recommended rate and growth stages for the grass and target insect pests on the respective labels.

<sup>2</sup> Region B - For the areas of Arizona, California, Colorado, Hawaii, New Mexico, West Oklahoma, West Texas, and Utah as outlined in the "Directions for Use" Section.

39/54

## COTTON TANK MIX USE PRECAUTIONS

- **AMBUSH, CYMBUSH 3E, AND BIDRIN 8 ARE RESTRICTED USE PESTICIDES FOR RETAIL SALE TO AND USE ONLY BY CERTIFIED APPLICATORS, OR PERSONS UNDER THEIR DIRECT SUPERVISION, AND ONLY FOR THOSE USES COVERED BY THE CERTIFIED APPLICATOR'S CERTIFICATION.**
- Always read and follow the restrictions and limitations for all products whether used alone or in a tank mix. **THE MOST RESTRICTIVE LABELING OF ANY PRODUCT USED APPLIES IN TANK MIXTURES.**
- For additional precautions, restrictions, limitations, and sprayer clean-up information, refer to the appropriate sections in the respective labels.
- Do not apply a total of more than 12 pts. (3 lbs. a.i./A) of Ambush per acre per season.
- Do not apply a total of more than 1.0 lb. a.i./A of Cymbush 3E per acre per season.
- Do not apply a total of more than 3 applications of Bidrin 8 per acre per season.
- Do not apply more than 2 applications of Cygon 400 at the higher rate (0.5 pt./A) per season.
- Bidrin 8 may not be applied within 30 days of harvest.
- Repeat application of Cygon 400 should not be made at intervals closer than 14 days.
- Automatic flagging devices should be used when possible whenever Bidrin 8 is used.
- When applying Cygon 400, if automatic flagging is not possible, then the human flagger must wear protective clothing and respirator as specified on the Cygon 400 label.



---

## NONFOOD USES - NONBEARING CROPS

---


Fusilade DX herbicide can be used to control annual and perennial grass weeds in nonbearing groves, orchards, vineyards, or tree farms\* or during site preparation prior to transplanting. See the following tables for specific recommended uses.

\*Not applicable in California

## GENERAL USE PRECAUTIONS - NONBEARING CROPS

Not for use or storage in or around the home.

- Apply Fusilade DX herbicide to actively growing grasses before they exceed the recommended growth stages in the following Tables.
- Spray to obtain thorough coverage of grass foliage, but not to runoff. Repeat treatments may be necessary to provide full season control.
- Use standard pesticide hollow cone or flat fan nozzles.
- Apply Fusilade DX herbicide when the first grass species in a mixed grass weed population reaches the recommended growth stage for treatment.
- Do not apply Fusilade DX herbicide to grasses which are stressed due to moisture, temperature, low soil fertility, mechanical or chemical injury.
- Do not apply to grasses which have tillered, formed seed heads, or exceeded recommended growth stages.
- When treating nonbearing trees and vines, avoid contact of spray with foliage by using directed sprays.
- Do not apply to trees, vines, or other listed crops that will be harvested for food within one year after application.
- Do not apply to asparagus from which spears will be harvested within 1 year of treatment. Refer to the Asparagus section of General Use Precautions for use in asparagus that will be harvested within 1 year.
- Do not graze or harvest Florigraze perennial peanuts for 1 year after treatment.
- Do not plant rotational grass crops such as corn, sorghum and cereals within 60 days after the last application of Fusilade DX herbicide.



- Do not apply a total of more than 72 fluid ounces of Fusilade DX per acre per season.

---

## NONFOOD USES - NONBEARING CROPS

---

Apply 16-24 oz./A of Fusilade DX herbicide along with 1% crop oil concentrate (2 pts./25 gals.) or 0.25% (1/2 pt./25 gals.) of a nonionic surfactant to annual and perennial grasses at the recommended growth stages in the following tables.

### FUSILADE DX HERBICIDE ANNUAL GRASS CONTROL GROWTH STAGES FOR NONBEARING CROPS

---

#### Annual Grass Species

Make applications when grasses are 2-8 inches tall, but before tillering and/or heading.

Barnyardgrass	Prairie cupgrass
Broadleaf signalgrass	Red Rice
Crabgrass, large	Shattercane/Wildcane/Volunteer milo
Crabgrass, smooth	Sorghum alnum
Crabgrass, southern	Southern sandbur
Crabgrass, tropical	Southwestern cupgrass
Fall panicum	Texas panicum
Field sandbur	Volunteer barley
Foxtail, giant	Volunteer corn
Foxtail, green	Volunteer oats
Foxtail, yellow	Volunteer rye
Goosegrass	Volunteer wheat
Guineagrass, seedling	Wild Oats
Itchgrass	Wild proso millet
Italian ryegrass	Witchgrass
Johnsongrass, seedling	Woolly cupgrass
Junglerice	

4/3/54

**FUSILADE DX HERBICIDE PERENNIAL GRASS CONTROL GROWTH STAGES  
FOR NONBEARING CROPS**

---

<b>Perennial Grass Species</b>	<b>Growth Stage</b>
Bermudagrass	4-8" runners
Guineagrass	6-12" tall before seedhead initiation
Kikuyugrass*	4-8" runners
Quackgrass	6-10"
Rhizome johnsongrass	8-18" tall and before boot stage
Torpedograss**	3-6" tall (1st application) 2-3" tall (subsequent application)
Wirestem muhly	4-12" tall and before seedhead initiation

\*Not Registered in California for use on this species.

\*\*Use 24 fl. oz. per acre per application. Three applications may be needed.

**FUSILADE DX HERBICIDE IS RECOMMENDED ON THE FOLLOWING  
NONBEARING CROPS\*\***

---

Acerola (West Indian Cherry)*	Lemons
Almonds	Limes
Apples	Macadamia
Asparagus	Mango*
Avocados	Olives
Berries	Oranges
Conifers*	Pears
Christmas tree plantings	Pineapple
Nursery beds	Pistachios
Seedling establishment	Pomegranates
Dates	Tangelos
Figs	Tangerines
Filberts	Walnuts
Florigraze perennial peanuts* (Nursery stock only)	
Ginseng*	
Grapes	
Grapefruit	
Guava*	
Jojoba	
Kiwi*	

\*Not applicable in California.

\*\*Nonbearing crops not listed should be screened for phytotoxicity prior to widespread use.

44

00-00-00

---

**NONFOOD USES - AGRICULTURAL FALLOW LAND AND NONCROP AREAS**


---

Fusilade DX herbicide can be used to control annual and perennial grass weeds in agricultural fallow land and noncrop areas. Agricultural noncrop areas include: around farm buildings and farm equipment storage yards and other agricultural noncropland areas. See the following tables for specific recommended rates.

**GENERAL USE PRECAUTIONS - AGRICULTURAL FALLOW LAND AND NONCROP AREAS**

Not for use or storage in or around the home.

- Apply Fusilade DX herbicide to actively growing grasses before they exceed the recommended growth stages in the following Tables.
- Spray to obtain thorough coverage of grass foliage, but not to runoff. Repeat treatments may be necessary to provide full season control.
- Use standard pesticide hollow cone or flat fan nozzles.
- Apply Fusilade DX herbicide when the first grass species in a mixed grass weed population reaches the recommended growth stage for treatment.
- Do not apply Fusilade DX herbicide to grasses which are stressed due to moisture, temperature, low soil fertility, mechanical or chemical injury.
- Do not apply to grasses which have tillered, formed seed heads, or exceeded recommended growth stages.
- When treating nonbearing trees and vines, avoid contact of spray with foliage by using directed sprays.
- Do not apply a total of more than 72 fl. oz. of Fusilade DX per acre per season.

44

00-00-00

---

**NONFOOD USES - AGRICULTURAL FALLOW LAND AND NONCROP AREAS**


---

Apply 16-24 oz./A of Fusilade DX herbicide along with 1% crop oil concentrate (2 pts./25 gals.) or 0.25% (1/2 pt./25 gals.) of a nonionic surfactant to annual and perennial grasses at the recommended growth stages in the following tables.

**FUSILADE DX HERBICIDE ANNUAL GRASS CONTROL GROWTH STAGES FOR FALLOW LAND**


---

**Annual Grass Species**

Make applications when grasses are 2-8 inches tall, but before tillering and/or heading.

Barnyardgrass	Prairie cupgrass
Broadleaf signalgrass	Red Rice
Crabgrass, large	Shattercane/Wildcane/Volunteer milo
Crabgrass, smooth	Sorghum alnum
Crabgrass, southern	Southern sandbur
Crabgrass, tropical	Southwestern cupgrass
Fall panicum	Texas panicum
Field sandbur	Volunteer barley
Foxtail, giant	Volunteer corn
Foxtail, green	Volunteer oats
Foxtail, yellow	Volunteer rye
Goosegrass	Volunteer wheat
Guineagrass, seedling	Wild Oats
Itchgrass	Wild proso millet
Italian ryegrass	Witchgrass
Johnsongrass, seedling	Woolly cupgrass
Junglerice	

### FUSILADE DX HERBICIDE PERENNIAL GRASS CONTROL GROWTH STAGES FOR FALLOW LAND

Perennial Grass Species	Growth Stage
Bermudagrass	4-8" runners
Guineagrass	6-12" tall before seedhead initiation
Kikuyugrass*	4-8" runners
Quackgrass	6-10"
Rhizome johnsongrass	8-18" tall and before boot stage
Torpedograss**	3-6" tall (1st application) 2-3" tall (subsequent application)
Wirestem muhly	4-12" tall and before seedhead initiation

\*Not Registered in California for use on this species.


\*\*Use 24 fl. oz./A per application. Three applications may be needed.

CONVERSION TABLE FUSILADE DX HERBICIDE RATE TO BE APPLIED			
Lb. a.i./A	Pts./A	Fl. oz./A	Acres/Gal.
0.094	3/8	6	21.3
0.125	1/2	8	16
0.156	5/8	10	12.8
0.188	3/4	12	10.7
0.250	1	16	8
0.375	1-1/2	24	5.3

**APPENDIX**

Scientific names are listed for those weeds referred to in the Fusilade DX herbicide label.

<b>COMMON NAME</b>	<b>SCIENTIFIC NAME</b>
Barnyardgrass	Echinochloa crus-galli
Bermudagrass	Cynodon dactylon
Broadleaf signalgrass	Brachiaria platyphylla
Crabgrass, Large	Digitaria sanguinalis
Crabgrass, Smooth	Digitaria ischaemum
Crabgrass, Southern	Digitaria ciliaris
Crabgrass, Tropical	Digitaria bicornis
Downy brome	Bromus tectorum
Fall Panicum	Panicum dichotomiflorum
Field Sandbur	Cenchrus incertus
Foxtail, Giant	Setaria faberi
Foxtail, Green	Setaria viridis
Foxtail, Yellow	Setaria lutescens
Goosegrass	Eleusine indica
Guineagrass, seedling	Panicum maximum
Italian Ryegrass	Lolium multiflorum
Itchgrass	Rottboellia exaltata
Johnsongrass, Rhizome	Sorghum halepense
Johnsongrass, Seedling	Sorghum halepense
Junglerice	Echinochloa colonum
Kikuyugrass	Rennisetum clandestinum
Prairie cupgrass	Eriochloa contracta
Quackgrass	Agropyron repens
Rabbitfootgrass	Polypogon monspeliensis
Red Rice	Oryza sativa
Shattercane	Sorghum bicolor
Sorghum alnum	Sorghum alnum
Southern Sandbur	Cenchrus echinatus
Southwestern cupgrass	Eriochloa gracilis
Texas Panicum	Panicum texanum
Volunteer Cereals	
V. Barley	Hordeum vulgare
V. Corn	Zea mays
V. Milo	Sorghum bicolor
V. Oats	Avena sativa
V. Rye	Secale cereale
V. Wheat	Triticum aestivum
Wild Proso Millet	Panicum miliaceum
Wild Oats	Avena fatua
Wirestem Muhly	Muhlenbergia frondosa
Witchgrass	Panicum capillare
Woolly cupgrass	Eriochloa villosa





Ambush®, Cymbush®, Fusilade® DX, Gramoxone®, Reflex® and the Syngenta logo are trademarks of a Syngenta Group Company.

Basagran®, Blazer® and Pursuit® trademarks of BASF Corporation.

Classic® and Bidrin® trademarks of E. I. duPont de Nemours & Company.

Cygon® trademark of Dow AgroSciences LLC.

Ambush, Cymbush, and Gramoxone Extra are restricted use pesticides.

For non-emergency (e.g., current product information), call  
Syngenta Crop Protection at 1-800-334-9481

Product of United Kingdom  
Formulated in the USA

Syngenta Crop Protection, Inc.  
Greensboro, North Carolina 27409  
[www.syngenta-us.com](http://www.syngenta-us.com)

SCP 1070A-L1 DRAFT

50/54

**BASE LABEL**

Fusilade ® DX

Herbicide

Postemergence Herbicide for Control of Perennial and Annual Grass Weeds

Active Ingredient:

Fluazifop-P-butyl

Butyl (R)-2-[4-[[5-(trifluoromethyl)-2-pyridinyl]oxy]

phenoxy]propanoate\* ..... 24.5%

Other Ingredients: ..... 75.5%

Total: ..... 100.0%

\*Fusilade DX herbicide contains 2 pounds (+) isomer (fluazifop-P-butyl) per gallon  
Contains petroleum hydrocarbons

**KEEP OUT OF REACH OF CHILDREN.**

**CAUTION**

See directions for use in attached booklet.

**AGRICULTURAL USE REQUIREMENTS**

Use this product only in accordance with its labeling and with the Worker Protection Standard, 40 CFR part 170. Refer to supplemental labeling under "Agricultural Use Requirements" in the Directions for Use section for information about this standard.

**PRECAUTIONARY STATEMENTS**

**Hazards to Humans and Domestic Animals**

**CAUTION**

Harmful if absorbed through skin or inhaled. Causes eye irritation. Prolonged or frequently repeated skin contact may cause allergic reactions in some individuals. Avoid contact with skin, eyes or clothing. Avoid breathing vapor or spray mist.

<b>FIRST AID</b>	
<b>If on skin or clothing</b>	<ul style="list-style-type: none"> <li>• Take off contaminated clothing.</li> <li>• Rinse skin immediately with plenty of water for 15-20 minutes.</li> <li>• Call a poison control center or doctor for treatment advice.</li> </ul>
<b>If inhaled</b>	<ul style="list-style-type: none"> <li>• Move person to fresh air.</li> <li>• If person is not breathing, call 911 or an ambulance, then give artificial respiration, preferably mouth-to-mouth if possible.</li> <li>• Call a poison control center or doctor for further treatment advice.</li> </ul>
<b>If in eyes</b>	<ul style="list-style-type: none"> <li>• Hold eye open and rinse slowly and gently with water for 15-20 minutes.</li> <li>• Remove contact lenses, if present, after the first 5 minutes, then continue rinsing eye.</li> <li>• Call a poison control center or doctor for treatment advice.</li> </ul>
<b>If swallowed</b>	<ul style="list-style-type: none"> <li>• Call a poison control center or doctor immediately for treatment advice.</li> <li>• Do not give any liquid to the person.</li> <li>• Do not induce vomiting unless told to do so by a poison control center or doctor.</li> <li>• Do not give anything by mouth to an unconscious person.</li> </ul>
Have the product container or label with you when calling a poison control center or doctor, or going for treatment.	
<b>HOT LINE NUMBER</b>	
For 24 Hour Medical Emergency Assistance (Human or Animal) or Chemical Emergency Assistance (Spill, Leak, Fire, or Accident), Call <b>1-800-888-8372</b>	

### **Personal Protective Equipment (PPE)**

Some materials that are chemical-resistant to this product are listed below. If you want more options, follow the instructions for category E on an EPA chemical resistance category selection chart.

Applicators and handlers (other than mixers and loaders) must wear:

- Long-sleeved shirt and long pants
- Chemical-resistant gloves, such as barrier laminate or nitrile rubber or neoprene rubber or viton
- Shoes plus socks

Mixers and Loaders must wear:

- Long-sleeved shirt and long pants
- Chemical-resistant gloves, such as barrier laminate or nitrile rubber or neoprene rubber or viton
- Shoes plus socks

- Protective eyewear
- Chemical-resistant apron when mixing or loading

Follow manufacturer's instructions for cleaning/maintaining PPE. If no such instructions for washables, use detergent and hot water. Keep and wash PPE separately from other laundry.

### Engineering Control Statements

When handlers use closed systems, enclosed cabs, or aircraft in a manner that meets the requirements listed in the Worker Protection Standard (WPS) for agricultural pesticides [40 CFR 170.240(d)(4-6)], the handler PPE requirements may be reduced or modified as specified in the WPS.

### User Safety Recommendations

Users should:

- Wash hands before eating, drinking, chewing gum, using tobacco or using the toilet.
- Remove clothing immediately if pesticide gets inside. Then wash thoroughly and put on clean clothing.
- Remove PPE immediately after handling this product. Wash the outside of gloves before removing. As soon as possible, wash thoroughly and change into clean clothing.

44

10-20-00

### Environmental Hazards

This product is toxic to fish. Do not apply directly to water, to areas where surface water is present, or to intertidal areas below the mean high water mark. Do not contaminate water when disposing of equipment washwaters. Do not apply when weather conditions favor drift from target area.

### Physical and Chemical Hazards

Do not use or store near heat or open flame.

### Storage and Disposal

#### Prohibitions

Do not contaminate water, food or feed by storage or disposal. Open dumping is prohibited. Do not reuse empty container.

#### Storage

Store in original container only. Keep container closed when not in use. Do not store near food or feed. In case of spill or leak on floor or paved surfaces, soak up with sand, earth or synthetic absorbent. Remove to chemical waste area.

### Pesticide Disposal

Pesticide wastes are toxic. Improper disposal of excess pesticide, spray mixture or rinsate is a violation of Federal law. If these wastes cannot be disposed of by use according to label instructions, contact your State Pesticide or Environmental Control Agency or the Hazardous Waste Representative at the nearest EPA Regional Office for guidance.


### Container Disposal

**Plastic Containers:** Triple-rinse (or equivalent). Then offer for recycling or reconditioning, or puncture and dispose of in a sanitary landfill, by incineration or, if allowed by state and local authorities, by burning. If burned stay out of smoke.

EPA Reg. No. 100-1070  
EPA Est. 11773-IA-01

Product of the United Kingdom  
Formulated in the USA

© 2002 Syngenta



54/54

Syngenta Crop Protection, Inc.  
Greensboro, North Carolina 27409  
[www.syngenta-us.com](http://www.syngenta-us.com)

1 gallon  
U.S. Standard Measure

SCP 1070A-L1 DRAFT

FUS DX 1070 FIRTAID CLEAN - pd - 08/26/03  
000100-01070.20030828.FUS.DX.1070.FIRTAID.pdf

00  
00-00-00