

100-1061

10/09/2009

1/23



UNITED STATES ENVIRONMENTAL PROTECTION AGENCY  
WASHINGTON, D.C. 20460

OFFICE OF  
PREVENTION, PESTICIDES AND  
TOXIC SUBSTANCES

Pat Dinnen  
Regulatory Specialist  
Syngenta Crop Protection, Inc.  
P.O. Box 18300  
Greensboro, NC 27419

OCT 9 2009

**SUBJECT:** Applications for Pesticide Notification – Label Changes per PR Notice 2007-4  
Pennant MAGNUM® Herbicide EPA Reg. No. 100- 950  
Reglone® Dessicant EPA Reg. No. 100-1061  
Reward® Landscape and Aquatic Herbicide EPA Reg. No. 100-1091  
Applications Dated April 24, 2009

Dear Ms. Dinnen:

The Agency is in receipt of your Applications for Pesticide Notification under Pesticide Registration Notice (PRN) 2007-4 for the above products. The Registration Division (RD) has conducted a review of these requests for their applicability under PRN 2007-4 and finds that the actions requested fall within the scope of PRN 2007-4. The labels submitted with the applications are considered "acceptable", date stamped "Notification", and will be placed in our records.

Please be reminded that 40 CFR Part 156.140(a)(4) requires that a batch code, lot number, or other code identifying the batch of the pesticide distributed and sold be placed on nonrefillable containers. The code may appear either on the label (and can be added by non-notification/PR Notice 98-10) or durably marked on the container itself.

If you have any questions, please call me directly at 703-305-6249 or Terri Stowe of my staff at 703-305-6117.

Sincerely,

A handwritten signature in black ink, appearing to be "Linda Arrington".

Linda Arrington  
Notifications & Minor Formulations Team Leader  
Registration Division (7505P)  
Office of Pesticide Programs



United States  
**Environmental Protection Agency**  
 Washington, DC 20460

<input type="checkbox"/>	Registration
<input type="checkbox"/>	Amendment
<input checked="" type="checkbox"/>	Other

OPP Identifier Number
Notification

**Application for Pesticide - Section I**

1. Company/Product Number 100-1061	2. EPA Product Manager Joanne Miller	3. Proposed Classification <input checked="" type="checkbox"/> None <input type="checkbox"/> Restricted
4. Company/Product (Name) Reglone Desiccant	PM# 23	
5. Name and Address of Applicant (Include ZIP Code) Syngenta Crop Protection, Inc. P. O. Box 18300 Greensboro, NC 27419  <input type="checkbox"/> Check if this is a new address	6. Expedited Review. In accordance with FIFRA Section 3(c)(3) (b)(i), my product is similar or identical in composition and labeling to:  EPA Reg. No. _____ Product Name _____	

**Section - II**

<input type="checkbox"/> Amendment - Explain below.	<input type="checkbox"/> Final printed labels in response to Agency letter dated _____
<input type="checkbox"/> Resubmission in response to Agency letter dated _____	<input type="checkbox"/> "Me Too" Application.
<input checked="" type="checkbox"/> Notification - Explain below.	<input type="checkbox"/> Other - Explain below.

**NOTIFICATION**

**OCT - 9 2009**

**Explanation:** Use additional page(s) if necessary. (For Section I and Section II.).

Notification of label change per PR Notice 2007-4. This Notification is consistent with the guidance of PR Notice 2007-4 and the requirements of EPA's regulations at 40 CFR §§156.10, 156.140, 156.144-156.146, and 156.156. No other changes have been made to the labeling or the Confidential Statement of Formula for this product. I understand that it is a violation of 18 U.S.C. Sec. 1001 to willfully make any false statement to EPA. I further understand that if the amended label is not consistent with the requirements of 40 CFR §§156.10, 156.140, 156.144, 156.146, and 156.156, this product may be in violation of FIFRA and I may be subject to enforcement action and penalties under sections 12 and 14 of FIFRA.

Syngenta is amending the Storage and Disposal section of the label by Notification according to the directions stated in PR Notice 2007-4.

**Section - III**

1. Material This Product Will Be Packaged In:				2. Type of Container	
Child-Resistant Packaging <input type="checkbox"/> Yes* <input type="checkbox"/> No	Unit Packaging <input type="checkbox"/> Yes <input checked="" type="checkbox"/> No	Water Soluble Packaging <input type="checkbox"/> Yes <input checked="" type="checkbox"/> No	Metal <input type="checkbox"/>		<input checked="" type="checkbox"/> Plastic
*Certification must be submitted		If "Yes" No. per Unit Packaging wgt. Container		Glass <input type="checkbox"/>	
		If "Yes" No. per Unit Packaging wgt. container		Paper <input type="checkbox"/>	
3. Location of Net Contents Information <input checked="" type="checkbox"/> Label <input type="checkbox"/> Container		4. Size(s) Retail Container 2.5 gal., 120 gal.		5. Location of Label Directions <input checked="" type="checkbox"/> On Label <input type="checkbox"/> On Labeling accompanying product	
6. Manner in Which Label is Affixed to Product			<input type="checkbox"/> Lithograph	<input checked="" type="checkbox"/> Other	<u>Pressure Sensitive</u>
			<input type="checkbox"/> Paper glued		
			<input type="checkbox"/> Stenciled		

**Section - IV**

1. Contact Point (Complete items directly below for identification of individual to be contacted, if necessary, to process this application.)		
Name Pat Dinnen	Title Label Group Leader	Telephone No. (Include Area Code) 336-632-2494
<b>Certification</b> I certify that the statements I have made on this form and all attachments thereto are true, accurate and complete. I acknowledge that any knowingly false or misleading statement may be punishable by fine or imprisonment or both under applicable law.		6. Date Application Received (Stamped)
2. Signature <i>Pat Dinnen</i>	3. Title Regulatory Specialist	
4. Typed Name Pat Dinnen	5. Date April 24, 2009	



4/23

Syngenta Crop Protection  
P.O. Box 18300  
Greensboro, NC 27419-8300  
www.syngenta.com



**FedEx**

April 24, 2009

Document Processing Desk (NOTIF)  
Office of Pesticide Programs (7504P)  
U.S. Environmental Protection Agency  
Room S-4900, One Potomac Yard  
2777 South Crystal Drive  
Arlington, VA 22202-4501

Attention: Ms. Linda Arrington

**SUBJECT: REGLONE® DESICCANT  
EPA REG. NO. 100-1061  
NOTIFICATION OF LABEL CHANGE PER PR NOTICE 2007-4**

Syngenta Crop Protection, Inc. is submitting Notification for Reglone Desiccant, EPA Reg. No. 100-1061. Syngenta is amending the Storage and Disposal section of the label by Notification according to the directions stated in PR Notice 2007-4.

Attached are:

- One copy of the label with the changes clearly marked
- One unmarked copy of the label
- A CD of the unmarked copy of the label for "Electronic Comparison and Review"
- Certificate with Respect to Label Integrity Form
- Completed EPA Form 8570-1

Thank you in advance for approving this Notification. If you have any questions, please contact me at 336-632-2494.

Sincerely,

Pat Dinnen  
Label Group Leader  
Regulatory Affairs

Enclosures

```

      . . . . .
    . . . . .
  . . . . .
 . . . . .
. . . . .

```

**Reglone® Desiccant**

**TO PREVENT ACCIDENTAL POISONING, NEVER PUT INTO FOOD, DRINK OR OTHER CONTAINERS AND USE STRICTLY IN ACCORDANCE WITH ENTIRE LABEL**

**NOTIFICATION**

**OCT - 9 2009**

Active Ingredient:

Diquat dibromide [6,7-dihydrodipyrido (1,2-a:2',1'-c)

pyrazinediium dibromide] ..... 37.3%

Other Ingredients: ..... 62.7%

Total: ..... 100.0%

Contains 2 lbs. diquat cation per gal. as 3.73 lbs. salt per gal.

**KEEP OUT OF REACH OF CHILDREN.**

**CAUTION**

Si usted no entiende la etiqueta, busque a alguien para que se la explique a usted en detalle.  
(If you do not understand the label, find someone to explain it to you in detail.)

See additional precautionary statements and directions for use inside booklet.


EPA Reg. No. 100-1061

EPA Est.

Product of United Kingdom

Formulated in USA

\_\_\_\_\_ gallons  
Net Contents



<b>FIRST AID</b>	
<b>If inhaled</b>	<ul style="list-style-type: none"> <li>• Move person to fresh air.</li> <li>• If person is not breathing, call 911 or an ambulance, then give artificial respiration, preferably mouth-to-mouth if possible.</li> <li>• Call a poison control center or doctor for further treatment advice.</li> </ul>
<b>If swallowed</b>	<ul style="list-style-type: none"> <li>• Call a poison control center or doctor immediately for treatment advice.</li> <li>• Have person sip a glass of water if able to swallow.</li> <li>• Do not induce vomiting unless told to do so by a poison control center or doctor.</li> <li>• Do not give anything by mouth to an unconscious person.</li> </ul>
<b>If in eyes</b>	<ul style="list-style-type: none"> <li>• Hold eye open and rinse slowly and gently with water for 15-20 minutes.</li> <li>• Remove contact lenses, if present, after the first 5 minutes, then continue rinsing eye.</li> <li>• Call a poison control center or doctor for treatment advice.</li> </ul>
<b>If on skin or clothing</b>	<ul style="list-style-type: none"> <li>• Take off contaminated clothing.</li> <li>• Rinse skin immediately with plenty of water for 15-20 minutes.</li> <li>• Call a poison control center or doctor for treatment advice.</li> </ul>
<b>NOTE TO PHYSICIAN</b>	
To be effective, treatment for diquat poisoning must begin <b>IMMEDIATELY</b> . Treatment consists of binding diquat in the gut with suspensions of activated charcoal or bentonite clay, administration of cathartics to enhance elimination, and removal of diquat from the blood by charcoal hemoperfusion or continuous hemodialysis.	
Have the product container or label with you when calling a poison control center or doctor or going for treatment.	
<b>HOT LINE NUMBER</b>	
For 24 Hour Medical Emergency Assistance (Human or Animal) or Chemical Emergency Assistance (Spill, Leak, Fire, or Accident), Call <b>1-800-888-8372</b>	

---

## PRECAUTIONARY STATEMENTS

---

### Hazards to Humans and Domestic Animals

#### CAUTION

Harmful if inhaled. Harmful if swallowed. Causes moderate eye irritation. Avoid breathing spray mist. Avoid contact with eyes, skin, or clothing.

### Personal Protective Equipment (PPE)

Some of the materials that are chemical-resistant to this product are listed below. If you want more options, follow the instructions for Category A on an EPA chemical resistance category selection chart.


**Applicators and other handlers must wear:**

- Coveralls over short-sleeved shirt and short pants
- Chemical-resistant gloves made of any waterproof material such as polyethylene or polyvinyl chloride
- Chemical-resistant footwear plus socks
- Protective eyewear
- Chemical-resistant headgear for overhead exposure
- Chemical-resistant apron when cleaning equipment, mixing, or loading

Discard clothing and other absorbent materials that have been drenched or heavily contaminated with this product's concentrate. Do not reuse them. Follow manufacturer's instructions for cleaning/maintaining PPE. If no such instructions for washables exist, use detergent and hot water. Keep and wash PPE separately from other laundry.

**Engineering Control Statements**

Mixers and loaders supporting aerial applications are required to use closed systems. The closed system must be used in a manner that meets the requirements listed in the Worker Protection Standard (WPS) for agricultural pesticides (40 CFR 170.240(d)(4)). When handlers use closed systems, enclosed cabs, or aircraft in a manner that meets the requirements listed in the Worker Protection Standard (WPS) for agricultural pesticides [40 CFR 170.240(d)(4-6)], the handler PPE requirements may be reduced or modified as specified in the WPS. Mixers, loaders, and applicators using closed systems who meet these requirements may wear: long-sleeved shirt and long pants; protective eyewear; waterproof gloves; shoes plus socks; and a chemical-resistant apron when mixing, loading, or cleaning equipment. If handling tasks are performed from inside an enclosed cab or aircraft with enclosed cockpits that meet these requirements may wear: long-sleeved shirt, long pants, shoes, and socks for the labeling-specified PPE. All labeling-specified PPE must be immediately available for use in an emergency. All applicable requirements as specified in 40 CFR 170.240(d)(4-6) must be followed.



**User Safety Recommendations****Users should:**

- Wash hands before eating, drinking, chewing gum, using tobacco, or using the toilet.
- Remove clothing immediately if pesticide gets inside. Then wash thoroughly and put on clean clothing.
- Remove PPE immediately after handling this product. Wash the outside of gloves before removing. As soon as possible, wash thoroughly and change into clean clothing.

**Environmental Hazards (Terrestrial and Aquatic Uses)**

This pesticide is toxic to aquatic invertebrates. **For Terrestrial Uses**, do not apply directly to water, or to areas where surface water is present or to intertidal areas below the mean high water mark. Do not contaminate water when disposing of equipment washwaters rinsate. **For Aquatic Uses**, do not apply directly to water except as specified on this label. Treatment of dense weed areas may result in oxygen loss from decomposition of dead weeds. This loss of oxygen may cause fish suffocation. Therefore, treat only  $\frac{1}{3}$ – $\frac{1}{2}$  of the water body area at one time, especially if dense areas of weeds and/or algae exist and wait 14 days between treatments.

Necessary approval and/or Permits should be obtained prior to application if required. Consult the responsible State Agencies (i.e., Fish and Game agencies or Department of Natural Resources) before making applications to public waters.



**CONDITIONS OF SALE AND LIMITATION OF WARRANTY AND LIABILITY**


**NOTICE:** Read the entire Directions for Use and Conditions of Sale and Limitation of Warranty and Liability before buying or using this product. If the terms are not acceptable, return the product at once, unopened, and the purchase price will be refunded.

The Directions for Use of this product must be followed carefully. It is impossible to eliminate all risks inherently associated with the use of this product. Crop injury, ineffectiveness or other unintended consequences may result because of such factors as manner of use or application, weather or crop conditions, presence of other materials or other influencing factors in the use of the product, which are beyond the control of SYNGENTA CROP PROTECTION, Inc. or Seller. To the extent permitted by applicable law, Buyer and User agree to hold SYNGENTA and Seller harmless for any claims relating to such factors.

SYNGENTA warrants that this product conforms to the chemical description on the label and is reasonably fit for the purposes stated in the Directions for Use, subject to the inherent risks referred to above, when used in accordance with directions under normal use conditions. To the extent permitted by applicable law: (1) this warranty does not extend to the use of this product contrary to label instructions or under conditions not reasonably foreseeable to or beyond the control of Seller or SYNGENTA, and, (2) Buyer and User assume the risk of any such use. **TO THE EXTENT PERMITTED BY APPLICABLE LAW, SYNGENTA MAKES NO WARRANTIES OF MERCHANTABILITY OR OF FITNESS FOR A PARTICULAR PURPOSE NOR ANY OTHER EXPRESS OR IMPLIED WARRANTY EXCEPT AS WARRANTED BY THIS LABEL.**

To the extent permitted by applicable law, in no event shall SYNGENTA be liable for any incidental, consequential or special damages resulting from the use or handling of this product. **TO THE EXTENT PERMITTED BY APPLICABLE LAW, THE EXCLUSIVE REMEDY OF THE USER OR BUYER, AND THE EXCLUSIVE LIABILITY OF SYNGENTA AND SELLER FOR ANY AND ALL CLAIMS, LOSSES, INJURIES OR DAMAGES (INCLUDING CLAIMS BASED ON BREACH OF WARRANTY, CONTRACT, NEGLIGENCE, TORT, STRICT LIABILITY OR OTHERWISE) RESULTING FROM THE USE OR HANDLING OF THIS PRODUCT, SHALL BE THE RETURN OF THE PURCHASE PRICE OF THE PRODUCT OR, AT THE ELECTION OF SYNGENTA OR SELLER, THE REPLACEMENT OF THE PRODUCT.**

SYNGENTA and Seller offer this product, and Buyer and User accept it, subject to the foregoing Conditions of Sale and Limitation of Warranty and Liability, which may not be modified except by written agreement signed by a duly authorized representative of SYNGENTA.



### DIRECTIONS FOR USE

It is a violation of Federal law to use this product in a manner inconsistent with its labeling.

Do not apply this product in a way that will contact workers or other persons, either directly or through drift. Only protected handlers may be in the area during application. For any requirements specific to your State or Tribe, consult the agency responsible for pesticide regulation.

**READ ENTIRE LABEL. USE STRICTLY IN ACCORDANCE WITH PRECAUTIONARY STATEMENTS AND DIRECTIONS, AND WITH APPLICABLE STATE AND FEDERAL REGULATIONS.**

**DO NOT APPLY THIS PRODUCT THROUGH ANY TYPE OF IRRIGATION SYSTEM.**

#### AGRICULTURAL USE REQUIREMENTS

Use this product only in accordance with its labeling and with the Worker Protection Standard, 40 CFR part 170. This Standard contains requirements for the protection of agricultural workers on farms, forests, nurseries, and greenhouses, and handlers of agricultural pesticides. It contains requirements for training, decontamination, notification, and emergency assistance. It also contains specific instructions and exceptions pertaining to the statements on this label about personal protective equipment (PPE), and restricted-entry interval. The requirements in this box only apply to uses of this product that are covered by the Worker Protection Standard.

**Do not enter or allow worker entry into treated areas during the restricted-entry interval (REI) of 24 hours.**

PPE required for early entry to treated areas that is permitted under the Worker Protection Standard and that involves contact with anything that has been treated, such as plants, soil, or water, is:

- Coveralls over short-sleeved shirt and short pants
- Chemical-resistant gloves made of any waterproof material
- Chemical-resistant footwear plus socks
- Protective eyewear
- Chemical-resistant headgear for overhead exposure

**NON-AGRICULTURAL USE REQUIREMENTS**

The requirements in this box apply to uses of this product that are NOT within the scope of the Worker Protection Standard for agricultural pesticides (40 CFR Part 170). The WPS applies when this product is used to produce agricultural plants on farms, forests, nurseries, or greenhouses.

Keep all unprotected persons out of operating areas or vicinity where there may be drift.

**Do not allow people or pets to touch treated plants until the sprays have dried.**

**For terrestrial uses**, do not allow entry of maintenance workers into treated areas, or allow contact with treated vegetation wet with spray, dew, or rain, without appropriate protective clothing until spray has dried.

**For aquatic uses**, do not enter treated areas while treatments are in progress.

**STORAGE AND DISPOSAL**

Do not contaminate water, food, or feed by storage, disposal, or cleaning of equipment.

**Pesticide Storage**

Keep pesticide in original container. Do not put concentrate or dilute into food or drink containers. Do not contaminate feed, foodstuffs, or drinking water. Do not store or transport near feed or food. Store at temperature above 32°F. Open dumping is prohibited. For help with any spill, leak, fire, or exposure involving this material, call 1-800-888-8372.

**Pesticide Disposal**

Pesticide wastes are toxic. Improper disposal of excess pesticide, spray mixture, or rinsate is a violation of Federal law. If these wastes cannot be disposed of by use according to label instructions, contact your State Pesticide or Environmental Control Agency, or the Hazardous Waste representative at the nearest EPA regional office for guidance.

**Container Handling [less than 5 gallons]**

Non-refillable container. Do not reuse or refill container. Offer for recycling if available. Triple rinse container (or equivalent) promptly after emptying. Triple rinse as follows: Empty the remaining contents into application equipment or mix tank and drain for 10 seconds after the flow begins to drip. Fill the container ¼ full with water and recap. Shake for 10 seconds. Pour rinsate into application equipment or mix tank or store rinsate for later use and disposal. Drain for 10 seconds after the flow begins to drip. Repeat this procedure two more times. Then offer for recycling if available or puncture and dispose of in a sanitary landfill, or by incineration, or, if allowed by state and local authorities, by burning. If burned, stay out of smoke.

**Container Handling [Bulk/Mini-Bulk]**

Refillable container. Refill this container with pesticide only. Do not reuse the container for any other purpose. Cleaning the container before final disposal is the responsibility of the person disposing of the container. Cleaning before refilling is the responsibility of the person refilling. To clean container before final disposal, empty the remaining contents from this container into application equipment or mix tank. Fill the container about 10 percent full with water. Agitate vigorously or recirculate water with the pump for 2 minutes. Pour or pump rinsate into application equipment or rinsate collection system. Repeat this rinsing procedure two more

times. Then offer for recycling if available or puncture and dispose of in a sanitary landfill, or by incineration, or by other procedures allowed by state and local authorities.

**CONTAINER IS NOT SAFE FOR FOOD, FEED, OR DRINKING WATER!**

---

**GENERAL INFORMATION**

---

Reglone Desiccant is a nonvolatile herbicide for use as a preharvest aid to desiccate certain crops in order to facilitate harvesting. Reglone Desiccant is also recommended for use as a general herbicide to control weeds in noncrop areas, nonbearing crops and aquatic areas. Reglone Desiccant is a contact-type herbicide and requires actively growing green plant tissue to function. Thorough coverage of all green plant tissue is essential for effective control. Reglone Desiccant is rapidly absorbed by green plant tissue and interacts with the photosynthetic process to produce compounds which destroy plant cells. Herbicidal activity is usually quite rapid with effects visible in a few days.

---

**AGRICULTURAL USE DIRECTIONS**

---

**APPLICATION**

Since Reglone Desiccant is a contact-type herbicide, it is essential to obtain complete coverage of the target weed or crop to achieve effective results. Improper application technique and/or application to large, stressed, or mowed weeds will generally result in unacceptable control. Complete coverage is also essential for effective performance in harvest aid applications. See details below for additional information.

**Nozzle Selection**

The use of flat fan nozzles will result in the most effective application of Reglone Desiccant. The use of nozzles other than flat fans may result in reduced performance due to inadequate coverage.

**Spray Volume**

Follow recommended minimum spray volumes listed for each use of Reglone Desiccant. These are **minimum** volumes only, and spray volumes should be increased as necessary to obtain complete coverage of the target weed or plant without runoff from the foliage. When spraying less than 20 gals. of spray carrier per acre, target weeds should not exceed 6 inches in height.

The use of flat fan nozzles will result in the most effective application of Reglone Desiccant. The use of nozzles other than flat fans may result in reduced performance due to inadequate coverage.

**Spray Volume**

Follow recommended minimum spray volumes listed for each use of Reglone Desiccant. These are **minimum** volumes only, and spray volumes should be increased as necessary to obtain complete coverage of the target weed or plant without runoff from the foliage. When spraying less than 20 gals. of spray carrier per acre, target weeds should not exceed 6 inches in height.

## SPRAY ADJUVANTS

### Always Add One of the Following:

#### Nonionic Surfactant (NIS)

Add a NIS containing 75% or greater surface active agent at 0.06–0.5% v/v (1/2–4 pts. per 100 gals.) of the finished spray volume.

#### Other Adjuvants

Adjuvants other than NIS may be used providing the product meets the following criteria:

- Contains only EPA exempt ingredients.
- Is compatible in mixture. Compatibility may be established through a jar test.
- Is supported locally for use with Reglone Desiccant through proven field trials and through university and extension recommendations.

## RATES

Follow recommended rates listed with each use of Reglone Desiccant. Use the higher label rates when weeds are large or dense. Also, use higher labeled rates for harvest aid when crop vegetation is dense.

## APPLICATION TIMING

**Reglone Desiccant should be applied to emerged weeds when they are small. Weeds 1 inch to 6 inches in height are the easiest to control.** When weeds have been grazed or mowed, thus removing much of the green foliage, allow the weeds to regrow to a height of 2–4 inches before spraying. For proper application timing of harvest aid applications, refer to each crop for recommendations.

Weeds emerging after application of Reglone Desiccant will not be controlled or suppressed.

## RAINFASTNESS

Because Reglone Desiccant is rapidly absorbed by green plant tissue, rain occurring 30 minutes after application will have no effect on the activity of Reglone Desiccant.

## ENVIRONMENTAL CONDITIONS

Reglone Desiccant is active over a wide range of environmental conditions. Cool weather (below 55°F) will slow the activity of Reglone Desiccant, as will cloudy, overcast weather, but will not affect performance.

In dry areas, dust stirred up by high winds or equipment tires can coat target surface and reduce Reglone Desiccant activity. Avoid applying Reglone Desiccant in extremely dusty conditions.

## SPRAY DRIFT MANAGEMENT

AVOIDING SPRAY DRIFT AT THE APPLICATION SITE IS THE RESPONSIBILITY OF THE APPLICATOR AND THE GROWER.

WHERE STATES HAVE MORE STRINGENT REGULATIONS, THEY SHOULD BE OBSERVED.

### **Agricultural Aerial Applications**

1. Follow label directions to reduce the potential for drift incidents.
2. Do not make aerial applications within or above a surface temperature inversion to avoid unreasonable adverse effects. Applicators may determine presence of an inversion by noting the presence of ground fog, light variable wind, or layering of smoke and dust.
3. Applicators must estimate the prevailing wind speed and direction in the vicinity of the application site prior to and during the application. Measuring wind speed with an anemometer, observing wind speed and direction using an aircraft smoke release system or wind sock or wind vane, or obtaining a report from a representative meteorological station are acceptable methods of estimating wind speed and direction.
4. Apply when prevailing wind speed is 3 to 10 miles/hour.
5. When applications are made with a crosswind, the swath will be displaced downwind. Therefore, on the up and downwind edges of the field, the applicator must compensate for this displacement by adjusting the path of the aircraft upwind. Swath adjustment distance should increase, with increasing drift potential (higher wind, smaller drops, etc.).
6. When making applications in low relative humidity, set up equipment to produce larger droplets to compensate for evaporation. Droplet evaporation is most severe when conditions are both hot and dry.
7. Many factors, including droplet size and equipment type, determine drift potential at any given speed. Drift reduction technology or other mitigation methods should be employed to reduce drift potential.
8. The boom length must not exceed 75% of the fixed wing span and must be located at least 8 - 10 inches below the trailing edge of the fixed wing; the boom length must not exceed 75% of the rotary blade.
9. Release spray at the optimum height from the aircraft for minimizing drift and maximizing deposition in the crop canopy. This height should be no more than 10 feet above the crop canopy unless necessary to ensure flight safety.
10. The boom must be shut off before the aircraft begins to climb at the edge of a field.
11. Apply with nozzles that deliver a coarse spray quality that provide sufficient coverage and control. Coarse spray quality nozzles reduce drift potential, but will not prevent drift if applications are made improperly, or under unfavorable environmental conditions. Orient nozzles so that the spray is released parallel to the airstream and produces larger droplets than other orientations and is the recommended practice. Significant deflection from horizontal will reduce droplet size and increase drift potential. Nozzles must be oriented backward and parallel to the airstreams and never pointed downward more than 45 degrees. Use the minimum number of nozzles that provide uniform coverage. Use higher flow rate nozzles to apply the highest practical spray volume and do not exceed nozzle manufacturers' recommended pressures.
12. The pesticide should only be applied when the wind is blowing away from adjacent sensitive areas (e.g. residential areas, bodies of water, known habitat for threatened or endangered species, and nontarget crops).

### **Ground Applications**

1. Follow label directions to reduce the potential for drift incidents.
2. Do not make ground applications within a surface temperature inversion when applying near an area requiring protection to avoid an unreasonable adverse effect. Applicators may determine

presence of an inversion by noting the presence of ground fog, light variable wind, or layering of smoke and dust.

3. Applicators must estimate the prevailing wind speed and direction in the vicinity of the application site prior to and during the application. Measuring wind speed with an anemometer, observing wind speed and direction using a wind sock or wind vein, or obtaining a report from a local meteorological station are acceptable methods of estimating wind speed and direction.
4. Apply at the nozzle height that produces uniform coverage of the target.
5. Apply when prevailing wind speed is 3 to 10 miles/hour.
6. When applications are made with a crosswind, the swath will be displaced downwind. Therefore, on the up and downwind edges of the field, the applicator must compensate for this displacement by adjusting the path of the sprayer upwind. Swath adjustment distance should increase, with increasing drift potential (higher wind, smaller drops, etc.).
7. When making applications in low relative humidity, set up equipment to produce larger droplets to compensate for evaporation. Droplet evaporation is most severe when conditions are both hot and dry.
8. Many factors, including droplet size and equipment type, determine drift potential at any given speed. Drift reduction technology or other mitigation methods should be employed to reduce drift potential.
9. Use nozzles which deliver a coarser spray quality (droplet size spectrum) at application according to nozzle manufacturer, ASABE, or USDA classification.
10. The pesticide should only be applied when the wind is blowing away from adjacent sensitive areas (e.g. residential areas, bodies of water, known habitat for threatened or endangered species, and nontarget crops).

---

### **SPECIFIC USE DIRECTIONS**

---

The following table indicates use pattern, rates; minimum spray volumes, and preharvest interval for specific uses.

Crop	Use Pattern	Reglone Desiccant Rate per Acre	Minimum Total Spray Volume per Acre	Preharvest Interval (Days)	Precautions, Restrictions, and Comments



Crop	Use Pattern	Reglone Desiccant Rate per Acre	Minimum Total Spray Volume per Acre	Preharvest Interval (Days)	Precautions, Restrictions, and Comments
<b>Alfalfa</b> (seed crop only)	Preharvest desiccation broadcast	1 1/2-2 pts. (see precautions section for additional rate information)	Ground: 15 gal. Air: 5 gal.	3	<ul style="list-style-type: none"> <li>On thin stands of seed alfalfa use 1 pt. per acre.</li> <li>Desiccation is complete in 3-10 days.</li> <li>Do not graze or feed treated forage to livestock.</li> <li>Do not use seed from treated plants for food, feed, or oil purposes.</li> </ul>
<b>Clover</b> (seed crop only)	Preharvest desiccation broadcast	1 1/2-2 pts.	Ground: 15 gal. Air: 5 gal.	3	<ul style="list-style-type: none"> <li>Desiccation is complete in 3-10 days.</li> <li>Do not graze or feed treated forage to livestock.</li> <li>Do not use seed from treated plants for food, feed, or oil purposes.</li> </ul>
<b>Potato</b>	Preharvest desiccation broadcast	1-2 pts.	Ground: 20 gal. Air: 5 gal.	7	<ul style="list-style-type: none"> <li>Do not apply to drought stressed potatoes.</li> <li>Make a second application if necessary to obtain additional desiccation where vine growth is dense. For improved vine coverage, a 5 day interval is recommended between applications.</li> <li>Do not exceed a total of 4 pts. per acre.</li> </ul>
<b>Sorghum, Grain</b> (seed crop only)	Preharvest desiccation broadcast	1 1/2-2 pts.	Ground: 15 gal. Air: 5 gal.	-	<ul style="list-style-type: none"> <li>Apply within 1-2 weeks of harvest and when seeds have not more than 30% moisture.</li> <li>Do not graze or feed treated forage to livestock.</li> <li>Do not use seed from treated plants for food, feed, or oil purposes.</li> </ul>

Crop	Use Pattern	Reglone Desiccant Rate per Acre	Minimum Total Spray Volume per Acre	Preharvest Interval (Days)	Precautions, Restrictions, and Comments
<b>Soybean</b> (seed crop only)	Preharvest desiccation broadcast	1 1/2-2 pts.	Ground: 15 gal. Air: 5 gal.	-	<ul style="list-style-type: none"> <li>• Apply one week before harvest.</li> <li>• Do not graze or feed treated forage to livestock.</li> <li>• Do not use seed from treated plants for food, feed, or oil purposes.</li> </ul>
<b>Tree, Vine, Small Fruit, Vegetable Crops - Nonbearing</b>  Acerola (West Indian Cherry) Almonds Apple Apricots Artichokes Asparagus Avocados Bananas Blackberry Blueberry Boysenberry Cherries Coffee Conifers Crabapple Cranberry Dates Dewberry Elderberry Figs Filberts Ginseng Gooseberry Grapes Grapefruit Guava Huckleberry Jojoba Kiwi Lemons Limes Loganberry Macadamia Mango Nectarines Olives Oranges Papayas Passion Fruit	Directed spray	1 1/2-2 pts.	Ground: 15 gal.	Do not use for food or feed for one year after application.	<ul style="list-style-type: none"> <li>• Reglone Desiccant can be used during site preparation prior to planting and up to 1 year of harvest.</li> <li>• Retreatment may be necessary for complete control of grasses and older established weeds.</li> <li>• Do not allow spray to contact green stems, foliage, or fruit as injury can occur.</li> <li>• Use a shield or wrap plant when spraying around young trees or vines.</li> <li>• Do not graze treated areas.</li> </ul>

Crop	Use Pattern	Reglone Desiccant Rate per Acre	Minimum Total Spray Volume per Acre	Preharvest Interval (Days)	Precautions, Restrictions, and Comments
<b>Tree, vine, small fruit, Vegetable Crops - Nonbearing</b>  Peaches Pears Pecans Persimmons Pistachios Plantains Plums Pomegranates Prunes Raspberry Tangelos Tangerines Walnuts	Directed spray	1.1/2-2 pts.	Ground: 15 gal.	Do not use for food or feed for one year after application.	<ul style="list-style-type: none"> <li>Reglone Desiccant can be used during site preparation prior to planting and up to 1 year of harvest.</li> <li>Retreatment may be necessary for complete control of grasses and older established weeds.</li> <li>Do not allow spray to contact green stems, foliage, or fruit as injury can occur.</li> <li>Use a shield or wrap plant when spraying around young trees or vines.</li> <li>Do not graze treated areas.</li> </ul>

Other Uses	Use Pattern	Reglone Desiccant Rate	Recommendations, Precautions, and Restrictions
<b>Noncrop or Nonplanted Areas on Farms</b>  Fence Lines, Farmyards, Farm Buildings, Fuel Storage Areas, Barrier Strips, Equipment Areas, and Dry (non-flooded) Areas around ponds, lakes, and drainage ditches on farms	Broadcast	1-2 pts. in a minimum of 15 gals. water per acre	<ul style="list-style-type: none"> <li>Apply for full coverage and thorough weed contact.</li> <li>Retreatment may be necessary to control grasses and established weeds.</li> <li>Avoid spray contact with foliage of food crops or ornamental plants or other desirable vegetation.</li> <li>Add the labeled rate of 75% or greater nonionic surfactant to the finished spray volume.</li> </ul>
	Spot Treatment	1-2 quarts plus the labeled rate of a 75% or greater nonionic surfactant per 100 gals. water or 0.75 oz. (22 ml) plus the labeled rate of a 75% or greater nonionic surfactant per 1 gals. of water	

**AGRICULTURAL AQUATIC USE DIRECTIONS**

Necessary approval and/or permits should be obtained prior to application if required. Consult the responsible State Agencies (i.e. Fish and Game Agencies or Department of Natural Resources. Treatment of dense weed areas may result in oxygen loss from decomposition of dead weeds. This loss of oxygen may cause fish suffocation. Therefore, treat only  $\frac{1}{3}$ - $\frac{1}{2}$  of the water body area at one time and wait 14 days between treatment.

For application only to stillwater (i.e farm ponds, farm lakes, and farm drainage ditches) where there is minimal or no outflow to public waters.

Treated water may be used according to the following table or until such time as an approved assay (example: PAM II Spectromatic Method) shows that the water does not contain more than the designated maximum contaminant level goal (MCLG) of 0.02 mg/l. (ppm) of diquat dibromide (calculated as the cation):

**Water Use Restrictions Following Application with Reglone Desiccant (Days)**

Application Rate	Drinking	Fishing and Swimming	Livestock Consumption	Spray Tank Applications** and Irrigation to Turf and Ornamentals	Spray Tank Applications** and Irrigation to Food Crops
2 gal./surface acre	3 days	0	1 day	3 days	5 days
1 gal./surface acre	2 days	0	1 day	2 days	5 days
0.75 gal./surface acre	2 days	0	1 day	2 days	5 days
0.50 gal./surface acre	1 day	0	1 day	1 day	5 days
Spot Spray* (< 0.5 gal./surface acre)	1 day	0	1 day	1 day	5 days

\* Rates refer to total surface area.

\*\* For preparing agricultural sprays for food crops, turf or ornamentals (to prevent phytotoxicity), do not use water treated with Reglone Desiccant before the specified time periods. When the contents of more than one spray tank is necessary to complete a single aquatic application, no water holding restrictions apply between the consecutive spray tanks.

No applications are to be made in areas where commercial processing of fish, resulting in the production of fish protein concentrate or fish meal, is practiced. Before application, coordination and approval of local and/or State authorities must be obtained.

Apply Reglone Desiccant in accordance with the following table:

Weed Species	Subsurface or Bottom Placement gals/surface acre*	Surface gals/surface acre*
Bladderwort ( <i>Utricularia</i> spp.)	1-2	2
Coontail ( <i>Ceratophyllum demersum</i> )	2	2
Elodea ( <i>Elodea</i> spp.)	2	2
Naiad ( <i>Najas</i> spp.)	1-2	2
Pondweeds <sup>1</sup> ( <i>Potamogeton</i> spp.)	2	2
Watermilfoils ( <i>Myriophyllum</i> spp.)	1-2	2
Hydrilla ( <i>Hydrilla verticillata</i> )	2	2
Waterlettuce <sup>2</sup> ( <i>Pistia Stratiotes</i> )	NA	0.5-0.75
Waterhyacinth <sup>2</sup> ( <i>Eichhornia crassipes</i> )	NA	0.5-0.75
Pennywort <sup>3</sup> ( <i>Hydrocotyle</i> spp.)	NA	0.5-0.75
Frog's Bit <sup>6</sup> ( <i>Limnobium spongia</i> )	NA	0.5-0.75
Salvinia <sup>2</sup> ( <i>Salvinia</i> spp.)	NA	0.5-0.75
Duckweed <sup>4</sup> ( <i>Lemna</i> spp.)	NA	1
Cattails <sup>3</sup> ( <i>Typha</i> spp.)	NA	1-2
Algae <sup>5</sup> ( <i>Spirogyra</i> spp. & <i>Pithophora</i> spp.)	1-2	2

\* For water less than or equal to 2 ft. in average depth of treatment area, use a maximum of 1 gals. of Reglone Desiccant per surface acre. Lowest rates should be used in shallow areas where the water depth is considerably less than the coverage depth of the entire treatment area, for example, shallow shoreline area. At water temperatures below 50°-60°F efficacy and immediacy of results may be reduced.

<sup>1</sup> Reglone Desiccant controls *Potamogetan* species except Richardson's pondweed (*P. richardsonii*). For control of *P. robbinsii*, applications must be made when the plants are in the early stages of growth such as in Spring and early Summer.

<sup>2</sup> For salvinia, waterlettuce and waterhyacinth, use the labeled rate of Reglone Desiccant in 75-200 gals. water plus the labeled rate of a 75% or greater nonionic surfactant per acre for surface sprays and for aerial application for waterlettuce and waterhyacinth control, apply the labeled rate of Reglone Desiccant in 10-24 gals. water plus the labeled rate of a 75% or greater nonionic surfactant per acre.

<sup>3</sup> For pennywort and cattail control, apply in 50-150 gals. of water plus the labeled rate of a 75% or greater nonionic surfactant per acre for full coverage and thorough weed contact. Repeat treatments may be necessary to control regrowth. For best results, apply before flowering (cattail).

<sup>4</sup> For duckweed control, apply as an overall spray in 50-150 gals. of water plus the labeled rate of a 75% or greater nonionic surfactant per acre. Retreatment may be necessary for plants missed in previous applications and regrowth.

<sup>5</sup> For suppression of certain filamentous algae species including *Spirogyra* and *Pithophora*, apply according to the submersed use directions.

<sup>6</sup> Not for use in California.

**Application**

In mixed weed populations, use the high rate of application as indicated by weeds present.

**Subsurface Applications**

Where the submersed weed growth, especially Hydrilla, has reached the water surface, apply either in a water carrier or an invert emulsion through boom trailing hoses carrying nozzle tips to apply the dilute spray below the water surface to insure adequate coverage.

**Bottom Placement**

Where the submersed weeds, especially Hydrilla, Bladderwort, and Coontail growth have reached the water surface or where water is slowly moving through the submersed weed growth that has reached the water surface, especially Hydrilla, Bladderwort, and Coontail, control may be enhanced when applied in an invert emulsion carrier injecting diluted Reglone Desiccant near the bottom with weighted hoses. The addition of a copper-based algaecide will improve control. Where algae are present along with the submersed weeds, pretreatment with copper-based algaecide at recommended rates is advised for best results.

**Surface Application**

For submerged aquatic weeds, apply Reglone Desiccant either as concentrate slowly poured directly from the container in strips or as a spray in sufficient carrier. Applications should be made to ensure complete coverage of the weed areas. In mixed weed populations, use the high rate of application as indicated by weeds present.

**Limitations And Precautions (Terrestrial and Aquatic Uses)**

Direct spray contact or drift of Reglone Desiccant will cause severe plant injury or death. Avoid contact of desirable vegetation.

Weeds emerging after application of Reglone Desiccant will not be controlled or suppressed.

Retreatment may be necessary to control large weeds or established weeds.

Use of dirty or muddy water for Reglone Desiccant dilution may result in reduced control.

Application to muddy water may result in reduced control. Minimize creating muddy water during application. **(Aquatic Uses)**

Avoid applying under conditions of high wind, water flow, or wave action. **(Aquatic Uses)**

Do not apply this product through any type of irrigation system.

Rinse all spray equipment thoroughly with water after use.

---

Reglone® and the Syngenta logo are trademarks of a Syngenta Group Company.

©200\_ Syngenta

For non-emergency (e.g., current product information), call  
Syngenta Crop Protection at 1-800-334-9481.

Product of United Kingdom  
Formulated in USA

Manufactured for:  
Syngenta Crop Protection, Inc.  
P. O. Box 18300  
Greensboro, North Carolina 27419-8300

REG DES 1061 MAS 0607 AMEND SEPT2008 – pd – 09/05/08  
REG DES 1061 MAS 0607 AMEND SEPT2008 – tb – 01/13/09-1  
REG DES 1061 MAS 1108 PRN2007-4 NOTIF-APRIL2009 – pl – 4/7/09