

100-1061

12/10/2003

Page 1721



UNITED STATES ENVIRONMENTAL PROTECTION AGENCY  
WASHINGTON, D.C. 20460

OFFICE OF  
PREVENTION, PESTICIDES  
AND TOXIC SUBSTANCES

Jerry Wells  
Syngenta Crop Protection  
P.O. Box 18300  
Greensboro, NC 27419-8300

DEC 10 2003

Dear Mr. Wells:

Subject: Revised Labeling  
Reglone Dessicant  
EPA Registration No. 100-1061 ✓  
Your Submission Dated August 28, 2003

The amendment referred to above, submitted in connection with registration under the Federal Insecticide, Fungicide and Rodenticide Act (FIFRA), as amended is acceptable provided that you:

1. Make the labeling changes listed below before you release the product for shipment bearing the amended labeling:

a. Please note that 40 CFR 156.10(i)(1)(ii) states that only the Directions For Use may appear on printed or graphic matter which accompanies the pesticide. The referral statement "See Additional Precautionary Statements...(inside booklet;..." implies that the precautionary statements are inside a booklet. If all of the Precautionary Statements and First Aid Statements cannot appear on the outside container label due to size constraints, you should formally submit a request for a size exemption from the regulations.

b. At the beginning of the list of Personal Protective Equipment (PPE) within the Precautionary Statements, add the statements "Some of the materials that are chemical-resistant to this product are listed below. If you want more options, follow the instructions for category A on an EPA chemical-resistance category selection chart." In addition, revise the requirement for "waterproof gloves" to a requirement for "chemical-resistant gloves made of any waterproof material such as polyethylene or polyvinyl chloride."

c. Within the list of PPE for early re-entry in the Agricultural Use Requirements box, revise the requirement for "waterproof gloves" to a requirement for "chemical-resistant gloves made of any waterproof material."

2 8 21

-2-

2. Submit one (1) copy of your final printed labeling before you release the product for shipment.

A stamped copy of the labeling is enclosed for your records.

If you have any questions concerning this letter, please contact Mr. James Stone at 703-305-7391.

Sincerely yours,

/s/

Joanne I. Miller  
Product Manager (23)  
Herbicide Branch  
Registration Division (7505C)

Enclosure

3 8 2 1

**REGLONE® Dessicant**

**TO PREVENT ACCIDENTAL POISONING, NEVER PUT INTO FOOD, DRINK OR OTHER CONTAINERS AND USE STRICTLY IN ACCORDANCE WITH ENTIRE LABEL**

**Do not use this product for reformulation.**

**Active Ingredient:**

|  |               |
|--|---------------|
| Diquat dibromide [6,7-dihydrodipyrido (1,2-a:2',1'-c) pyrazinediium dibromide] | 37.3%         |
| <b>Other Ingredients:</b>  | <b>62.7%</b>  |
| <b>Total:</b>  | <b>100.0%</b> |

Contains 2 lbs. diquat cation per gal. as 3.73 lbs. salt per gal.

**KEEP OUT OF REACH OF CHILDREN.**

**WARNING - AVISO**

Si usted no entiende la etiqueta, busque a alguien para que se la explique a usted en detalle.  
(If you do not understand the label, find someone to explain it to you in detail.)

See additional precautionary statements and directions for use (inside booklet; on back panel; on side panel).

EPA Reg. No. 100-1061  
EPA Est. XXXX

Product of United Kingdom  
Formulated in USA


ACCEPTED  
with COMMENTS  
In EPA Letter Dated  
**DEC 10 2003**

SCP XXXX

Under the Federal Insecticide,  
Fungicide, and Rodenticide Act  
as amended, for the pesticide  
registered under EPA Reg. No.  
100-1061

NET WEIGHT / U.S. Standard Measure

| <b>FIRST AID</b>  |  |
|---|--|
| <b>If in eyes</b>   | <ul style="list-style-type: none"> <li>• Hold eye open and rinse slowly and gently with water for 15-20 minutes.</li> <li>• Remove contact lenses, if present, after the first 5 minutes, then continue rinsing eye.</li> <li>• Call a poison control center or doctor for treatment advice.</li> </ul>  |
| <b>If on skin or clothing</b>   | <ul style="list-style-type: none"> <li>• Take off contaminated clothing.</li> <li>• Rinse skin immediately with plenty of water for 15-20 minutes.</li> <li>• Call a poison control center or doctor for treatment advice.</li> </ul>  |
| <b>If inhaled</b>   | <ul style="list-style-type: none"> <li>• Move person to fresh air.</li> <li>• If person is not breathing, call 911 or an ambulance, then give artificial respiration, preferably mouth-to-mouth if possible.</li> <li>• Call a poison control center or doctor for further treatment advice.</li> </ul>  |
| <b>If swallowed</b>   | <ul style="list-style-type: none"> <li>• Call a poison control center or doctor immediately for treatment advice.</li> <li>• Have person sip a glass of water if able to swallow.</li> <li>• Do not induce vomiting unless told to do so by a poison control center or doctor.</li> <li>• Do not give anything by mouth to an unconscious person.</li> </ul> |
| Have the product container or label with you when calling a poison control center or doctor, or going for treatment.  |  |
| <p><b><u>HOT LINE NUMBER</u></b></p> <p>For 24 Hour Medical Emergency Assistance (Human or Animal) or Chemical Emergency Assistance (Spill, Leak, Fire, or Accident), Call</p> <p><b>1-800-888-8372</b></p> |  |



**PRECAUTIONARY STATEMENTS**

**Hazards to Humans and Domestic Animals**

**WARNING**

May be fatal if absorbed through skin. Harmful if swallowed or inhaled. Causes substantial, but temporary, eye injury. Causes skin irritation. Contact with irritated skin, or a cut, or repeated contact with intact skin may result in poisoning. Do not get in eyes, on skin, or on clothing. Avoid breathing vapor or spray mist. Do not feed forage from treated crops to livestock. Keep livestock and pets out of treated fields and crop areas.

**Personal Protective Equipment**

**Applicators and other handlers must wear:**

- Coveralls over short-sleeved shirt and short pants.
- Waterproof gloves.
- Chemical-resistant footwear plus socks.
- Protective eyewear.
- Chemical-resistant headgear for overhead exposure.
- Chemical-resistant apron when cleaning equipment, mixing, or loading.

Discard clothing and other absorbent materials that have been drenched or heavily contaminated with this product's concentrate. Do not reuse them. Follow manufacturer's instructions for cleaning/maintaining PPE. If no such instructions for washables, use detergent and hot water. Keep and wash PPE separately from other laundry.

When handlers use closed systems, enclosed cabs, or aircraft in a manner that meets the requirements listed in the Worker Protection Standard (WPS) for agricultural pesticides [40 CFR 170.240(d)(4-6)], the handler PPE requirements may be reduced or modified as specified in the WPS. Mixers, loaders, and applicators using closed systems who meet these requirements may wear: long-sleeved shirt and long pants; protective eyewear; waterproof gloves; shoes plus socks; and a chemical-resistant apron when mixing, loading, or cleaning equipment. If handling tasks are performed from inside an enclosed cab or aircraft with enclosed cockpits that meet these requirements may wear: long-sleeved shirt, long pants, shoes, and socks for the labeling-specified PPE. All labeling-specified PPE must be immediately available for use in an emergency. All applicable requirements as specified in 40 CFR 170.240(d)(4-6) must be followed.

**User Safety Recommendations**

**Users should:**

- Wash hands before eating, drinking, chewing gum, using tobacco, or using the toilet.
- Remove clothing immediately if pesticide gets inside. Then wash thoroughly and put on clean clothing.
- Remove PPE immediately after handling this product. Wash the outside of gloves before removing. As soon as possible, wash thoroughly and change into clean clothing.

**Environmental Hazards (Terrestrial and Aquatic Uses)**

This pesticide is toxic to aquatic invertebrates. **For Terrestrial Uses**, do not apply directly to water, or to areas where surface water is present or to intertidal areas below the mean high water mark. Do not contaminate water when disposing of equipment washwaters. **For Aquatic Uses**, do not apply directly to water except as specified on this label. Treatment of dense weed areas may result in oxygen loss from decomposition of dead weeds. This loss of oxygen may cause fish suffocation. Therefore, treat only  $\frac{1}{3}$ - $\frac{1}{2}$  of the water body area at one time, especially if dense areas of weeds and/or algae exist and wait 14 days between treatments.

Necessary approval and/or Permits should be obtained prior to application if required. Consult the responsible State Agencies (i.e., Fish and Game agencies or Department of Natural Resources) before making applications to public waters.

**CONDITIONS OF SALE AND LIMITATION OF WARRANTY AND LIABILITY**


**NOTICE:** Read the entire Directions for Use and Conditions of Sale and Limitation of Warranty and Liability before buying or using this product. If the terms are not acceptable, return the product at once, unopened, and the purchase price will be refunded.

The Directions for Use of this product should be followed carefully. It is impossible to eliminate all risks inherently associated with the use of this product. Crop injury, ineffectiveness or other unintended consequences may result because of such factors as manner of use or application, weather or crop conditions, presence of other materials or other influencing factors in the use of the product, which are beyond the control of SYNGENTA CROP PROTECTION, Inc. or Seller. All such risks shall be assumed by Buyer and User, and Buyer and User agree to hold SYNGENTA and Seller harmless for any claims relating to such factors.

SYNGENTA warrants that this product conforms to the chemical description on the label and is reasonably fit for the purposes stated in the Directions for Use, subject to the inherent risks referred to above, when used in accordance with directions under normal use conditions. This warranty does not extend to the use of this product contrary to label instructions, or under abnormal conditions or under conditions not reasonably foreseeable to or beyond the control of Seller or SYNGENTA, and Buyer and User assume the risk of any such use. SYNGENTA MAKES NO WARRANTIES OF MERCHANTABILITY OR OF FITNESS FOR A PARTICULAR PURPOSE NOR ANY OTHER EXPRESS OR IMPLIED WARRANTY EXCEPT AS STATED ABOVE.

In no event shall SYNGENTA or Seller be liable for any incidental, consequential or special damages resulting from the use or handling of this product. **THE EXCLUSIVE REMEDY OF THE USER OR BUYER, AND THE EXCLUSIVE LIABILITY OF SYNGENTA AND SELLER FOR ANY AND ALL CLAIMS, LOSSES, INJURIES OR DAMAGES (INCLUDING CLAIMS BASED ON BREACH OF WARRANTY, CONTRACT, NEGLIGENCE, TORT, STRICT LIABILITY OR OTHERWISE) RESULTING FROM THE USE OR HANDLING OF THIS PRODUCT, SHALL BE THE RETURN OF THE PURCHASE PRICE OF THE PRODUCT OR, AT THE ELECTION OF SYNGENTA OR SELLER, THE REPLACEMENT OF THE PRODUCT.**

SYNGENTA and Seller offer this product, and Buyer and User accept it, subject to the foregoing conditions of sale and limitations of warranty and of liability, which may not be modified except by written agreement signed by a duly authorized representative of SYNGENTA.



8721

**DIRECTIONS FOR USE**

It is a violation of Federal law to use this product in a manner inconsistent with its labeling.

Do not apply this product in a way that will contact workers or other persons, either directly or through drift. Only protected handlers may be in the area during application. For any requirements specific to your State or Tribe, consult the agency responsible for pesticide regulation.

**READ ENTIRE LABEL. USE STRICTLY IN ACCORDANCE WITH PRECAUTIONARY STATEMENTS AND DIRECTIONS, AND WITH APPLICABLE STATE AND FEDERAL REGULATIONS.**

**DO NOT APPLY THIS PRODUCT THROUGH ANY TYPE OF IRRIGATION SYSTEM.**

**AGRICULTURAL USE REQUIREMENTS**

Use this product only in accordance with its labeling and with the Worker Protection Standard, 40 CFR part 170. This Standard contains requirements for the protection of agricultural workers on farms, forests, nurseries, and greenhouses, and handlers of agricultural pesticides. It contains requirements for training, decontamination, notification, and emergency assistance. It also contains specific instructions and exceptions pertaining to the statements on this label about personal protective equipment (PPE), and restricted-entry interval. The requirements in this box only apply to uses of this product that are covered by the Worker Protection Standard.

**Do not enter or allow worker entry into treated areas during the restricted-entry interval (REI) of 24 hours.**

PPE required for early entry to treated areas that is permitted under the Worker Protection Standard and that involves contact with anything that has been treated, such as plants, soil, or water, is:

- Coveralls over short-sleeved shirt and short pants.
- Waterproof gloves.
- Chemical-resistant footwear plus socks.
- Protective eyewear.
- Chemical-resistant headgear for overhead exposure.



**NON-AGRICULTURAL USE REQUIREMENTS**

The requirements in this box apply to uses of this product that are NOT within the scope of the Worker Protection Standard for agricultural pesticides (40 CFR Part 170). The WPS applies when this product is used to produce agricultural plants on farms, forests, nurseries, or greenhouses.

Keep all unprotected persons out of operating areas or vicinity where there may be drift.

**Do not allow people or pets to touch treated plants until the sprays have dried.**

**For terrestrial uses, do not allow entry of maintenance workers into treated areas, or allow contact with treated vegetation wet with spray, dew, or rain, without appropriate protective clothing until spray has dried.**

**For aquatic uses, do not enter treated areas while treatments are in progress.**

**STORAGE AND DISPOSAL**

**Prohibitions**

Do not contaminate water, food, or feed by storage, disposal, or cleaning of equipment. Open dumping is prohibited.

**Storage**

Keep pesticide in original container. Do not put concentrate or dilute into food or drink containers. Do not contaminate feed, foodstuffs, or drinking water. Do not store or transport near feed or food. Store at temperature above 32°F. For help with any spill, leak, fire, or exposure involving this material, call 1-800-888-8372.

**Pesticide Disposal**

Pesticide wastes are toxic. Improper disposal of excess pesticide, spray mixture, or rinsate is a violation of Federal law. If these wastes cannot be disposed of by use according to label instructions, contact your State Pesticide or Environmental Control Agency, or the Hazardous Waste representative at the nearest EPA regional office for guidance.

**Container Disposal**

Do not reuse container. Triple rinse (or equivalent). Then offer for recycling or reconditioning, or puncture and dispose of in a sanitary landfill, or incineration, or, if allowed by State and local authorities, by burning. If burned, stay out of smoke.

**For Bulk and Mini-Bulk Containers**

**Container Disposal**

Reseal container and offer for reconditioning, or triple rinse (or equivalent) and offer for recycling or reconditioning, or clean in accordance with manufacturer's instructions.

**Container Precautions**

Before refilling, inspect thoroughly for damage, such as cracks, punctures, bulges, dents, abrasions, and damaged or worn threads on closure devices.

**Container Handling**


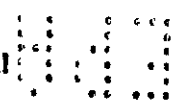
After emptying, replace valve caps and tightly rebolt top hatch of tank car or truck. Follow Syngenta's instructions for the return of empty tank cars.

**Refill only with Reglone Dessicant.** The contents of this container cannot be completely removed by cleaning. Refilling with materials other than Reglone dessicant will result in contamination and may weaken container.

After filling and before transporting, check for leaks.

Do not refill or transport damaged or leaking container.

**CONTAINER IS NOT SAFE FOR FOOD, FEED, OR DRINKING WATER!**



---

**GENERAL INFORMATION**

---

Reglone dessicant is a nonvolatile herbicide for use as a preharvest aid to desiccate certain crops in order to facilitate harvesting. Reglone dessicant is also recommended for use as a general herbicide to control weeds in noncrop areas, nonbearing crops and aquatic areas. Reglone dessicant is a contact-type herbicide and requires actively growing green plant tissue to function. Thorough coverage of all green plant tissue is essential for effective control. Reglone dessicant is rapidly absorbed by green plant tissue and interacts with the photosynthetic process to produce compounds which destroy plant cells. Herbicidal activity is usually quite rapid with effects visible in a few days.

---

**AGRICULTURAL USE DIRECTIONS**

---

**APPLICATION**

Since Reglone dessicant is a contact-type herbicide, it is essential to obtain complete coverage of the target weed or crop to achieve effective results. Improper application technique and/or application to large, stressed, or mowed weeds will generally result in unacceptable control. Complete coverage is also essential for effective performance in harvest aid applications. See details below for additional information.

**Nozzle Selection**

The use of flat fan nozzles will result in the most effective application of Reglone dessicant. The use of nozzles other than flat fans may result in reduced performance due to inadequate coverage.

**Spray Volume**

Follow recommended minimum spray volumes listed for each use of Reglone dessicant. These are **minimum** volumes only, and spray volumes should be increased as necessary to obtain complete coverage of the target weed or plant without runoff from the foliage. When spraying less than 20 gals. of spray carrier per acre, target weeds should not exceed 6 inches in height.

**SPRAY ADJUVANTS****Always Add One of the Following:****Nonionic Surfactant (NIS)**

Add a NIS containing 75% or greater surface active agent at 0.06–0.5% v/v (2–4 pts. per 100 gals.) of the finished spray volume.

**Other Adjuvants**

Adjuvants other than NIS may be used providing the product meets the following criteria:

- Contains only EPA exempt ingredients.
- Is compatible in mixture. Compatibility may be established through a jar test.
- Is supported locally for use with Reglone dessicant through proven field trials and through university and extension recommendations.

**RATES**

Follow recommended rates listed with each use of Reglone dessicant. Use the higher label rates when weeds are large or dense. Also, use higher labeled rates for harvest aid when crop vegetation is dense.

**APPLICATION TIMING**

**Reglone dessicant should be applied to emerged weeds when they are small. Weeds 1 inch to 6 inches in height are the easiest to control.** When weeds have been grazed or mowed, thus removing much of the green foliage, allow the weeds to regrow to a height of 2-4 inches before spraying. For proper application timing of harvest aid applications, refer to each crop for recommendations.

Weeds emerging after application of Reglone dessicant will not be controlled or suppressed.

**RAINFASTNESS**

Because Reglone dessicant is rapidly absorbed by green plant tissue, rain occurring 30 minutes after application will have no effect on the activity of Reglone dessicant.

**ENVIRONMENTAL CONDITIONS**


Reglone dessicant is active over a wide range of environmental conditions. Cool weather (below 55°F) will slow the activity of Reglone dessicant, as will cloudy, overcast weather, but will not affect performance.

In dry areas, dust stirred up by high winds or equipment tires can coat target surface and reduce Reglone dessicant activity. Avoid applying Reglone dessicant in extremely dusty conditions.

**SPRAY DRIFT MANAGEMENT**

**AVOIDING SPRAY DRIFT AT THE APPLICATION SITE IS THE RESPONSIBILITY OF THE APPLICATOR AND THE GROWER.**

The interaction of many equipment and weather related factors determine the potential for spray drift. The applicator and the grower are responsible for considering all these factors when making decisions.



The following drift management requirements must be followed to avoid off-target movement from aerial applications to agricultural field crops. These requirements do not apply to forestry applications, public health uses, or to applications using dry formulations.

- The distance of the outer most nozzles on the boom must not exceed  $\frac{3}{4}$  the length of the wingspan or rotor.
- Nozzles must always point backward parallel with the air stream and never be pointed downwards more than 45 degrees.

Where states have more stringent regulations, they should be observed.

**Droplet Size**

The most effective way to reduce drift potential is to apply large droplets. The best drift management strategy is to apply the largest droplets that provide sufficient coverage and control. Applying larger droplets reduces drift potential, but will not prevent drift if applications are made improperly, or under unfavorable environmental conditions (See **Wind, Temperature and Humidity, and Temperature Inversions**).

**Controlling Droplet Size:**

- **Volume:** Use high flow rate nozzles to apply the highest practical spray volume. Nozzles with higher rated flows produce larger droplets.
- **Pressure:** Do not exceed the nozzle manufacturer's recommended pressures. For many nozzle types, lower pressure produces large droplets. When higher flow rates are needed, use higher flow rate nozzles instead of increasing pressure.
- **Number of Nozzles:** Use the minimum number of nozzles that provide uniform coverage.
- **Nozzle Orientation:** Orienting nozzles so that the spray is released parallel to the airstream produces larger droplets than other orientations and is the recommended practice. Significant deflection from horizontal will reduce droplet size and increase drift potential.
- **Nozzle Type:** Use a nozzle type that is designed for the intended application. With most nozzle types, narrower spray angles produce larger droplets. Consider using low-drift nozzles. Solid stream nozzles oriented straight back produce the largest droplets and the lowest drift.

**Boom Length**

For some use patterns, reducing the effective boom length to less than  $\frac{3}{4}$  of the wingspan or rotor length may further reduce drift without reducing swath width.

**Application Height**

Applications should not be made at a height greater than 10 ft. above the top of the target plants unless a greater height is required for aircraft safety. Making applications at the lowest height that is safe reduces exposure of droplets to evaporation and wind.



**Swath Adjustment**

When applications are made with a crosswind, the swath will be displaced downwind. Therefore, on the up and downwind edges of the field, the applicator must compensate for this displacement by adjusting the path of the aircraft upwind. Swath adjustment distance should increase, with increasing drift potential (higher wind, smaller drops, etc.).

**Wind**

Drift potential is lowest between wind speeds of 2-10 mph. However, many factors, including droplet size and equipment type determine drift potential at any given speed. Application should be avoided below 2 mph due to variable wind direction and high inversion potential.

**Note:** Local terrain can influence wind patterns. Every applicator should be familiar with local wind patterns and how they affect spray drift.

**Temperature and Humidity**

When making applications in low relative humidity, set up equipment to produce larger droplets to compensate for evaporation. Droplet evaporation is most severe when conditions are both hot and dry.

**Temperature Inversions**

Applications should not occur during a temperature inversion because drift potential is high. Temperature inversions restrict vertical air mixing, which causes small suspended droplets to remain in a concentrated cloud. This cloud can move in unpredictable directions due to the light variable winds common during inversions. Temperature inversions are characterized by increasing temperatures with altitude and are common on nights with limited cloud cover and light to no wind. They begin to form as the sun sets and often continue into the morning. Their presence can be indicated by ground fog; however, if fog is not present, inversions can also be identified by the movement of smoke from a ground source or an aircraft smoke generator. Smoke that layers and moves laterally in a concentrated cloud (under low wind conditions) indicates an inversion, while smoke that moves upward and rapidly dissipates indicates good vertical air mixing.



**Sensitive Areas**

The pesticide should only be applied when the wind is blowing away from adjacent sensitive areas (e.g. residential areas, bodies of water, known habitat for threatened or endangered species, and nontarget crops).

**SPECIFIC USE DIRECTIONS**

The following table indicates use pattern, rates, minimum spray volumes, and preharvest interval for specific uses.

| Crop                                  | Use Pattern                      | Reglone dessicant Rate per Acre   | Minimum Total Spray Volume per Acre | Preharvest Interval (Days) | Precautions, Restrictions, and Comments  |
|---------------------------------------|----------------------------------|---|-------------------------------------|----------------------------|--|
| Alfalfa<br>(seed crop only)           | Preharvest desiccation broadcast | 1 1/2-2 pts.<br>(see precautions section for additional rate information) | Ground: 15 gal.<br>Air: 5 gal.      | 3                          | <ul style="list-style-type: none"> <li>On thin stands of seed alfalfa use 1 pt. per acre.</li> <li>Desiccation is complete in 3-10 days.</li> <li>Do not graze or feed treated forage to livestock.</li> <li>Do not use seed from treated plants for food, feed, or oil purposes.</li> </ul>   |
| Clover<br>(seed crop only)            | Preharvest desiccation broadcast | 1 1/2-2 pts.  | Ground: 15 gal.<br>Air: 5 gal.      | 3                          | <ul style="list-style-type: none"> <li>Desiccation is complete in 3-10 days.</li> <li>Do not graze or feed treated forage to livestock.</li> <li>Do not use seed from treated plants for food, feed, or oil purposes.</li> </ul>   |
| Potato                                | Preharvest desiccation broadcast | 1-2 pts.  | Ground: 20 gal.<br>Air: 5 gal.      | 7                          | <ul style="list-style-type: none"> <li>Do not apply to drought stressed potatoes.</li> <li>Make a second application if necessary to obtain additional desiccation where vine growth is dense. For improved vine coverage, a 5 day interval is recommended between applications.</li> <li>Do not exceed a total of 4 pts. per acre.</li> </ul> |
| Sorghum,<br>Grain<br>(seed crop only) | Preharvest desiccation broadcast | 1 1/2-2 pts.  | Ground: 15 gal.<br>Air: 5 gal.      | -                          | <ul style="list-style-type: none"> <li>Apply within 1-2 weeks of harvest and when seeds have not more than 30% moisture.</li> <li>Do not graze or feed treated forage to livestock.</li> <li>Do not use seed from treated plants for food, feed, or oil purposes.</li> </ul>   |



| Crop   | Use Pattern                      | Reglone dessicant Rate per Acre | Minimum Total Spray Volume per Acre | Preharvest Interval (Days)                                  | Precautions, Restrictions, and Comments  |
|--|----------------------------------|---------------------------------|-------------------------------------|---|--|
| <b>Soybean</b><br>(seed crop only)   | Preharvest desiccation broadcast | 1 1/2-2 pts.                    | Ground: 15 gal.<br>Air: 5 gal.      | -   | <ul style="list-style-type: none"> <li>• Apply one week before harvest.</li> <li>• Do not graze or feed treated forage to livestock.</li> <li>• Do not use seed from treated plants for food, feed, or oil purposes.</li> </ul>  |
| <b>Tree, Vine, Small Fruit, Vegetable Crops - Nonbearing</b><br><br>Acerola (West Indian Cherry)<br>Almonds<br>Apple<br>Apricots<br>Artichokes<br>Asparagus<br>Avocados<br>Bananas<br>Blackberry<br>Blueberry<br>Boysenberry<br>Cherries<br>Coffee<br>Conifers<br>Crabapple<br>Cranberry<br>Dates<br>Dewberry<br>Elderberry<br>Figs<br>Filberts<br>Ginseng<br>Gooseberry<br>Grapes<br>Grapefruit<br>Guava<br>Huckleberry<br>Jojoba<br>Kiwi<br>Lemons<br>Limes<br>Loganberry<br>Macadamia<br>Mango<br>Nectarines<br>Olives<br>Oranges<br>Papayas<br>Passion Fruit | Directed spray                   | 1 1/2-2 pts.                    | Ground: 15 gal.                     | Do not use for food or feed for one year after application. | <ul style="list-style-type: none"> <li>• Reglone dessicant can be used during site preparation prior to planting and up to 1 year of harvest.</li> <li>• Retreatment may be necessary for complete control of grasses and older established weeds.</li> <li>• Do not allow spray to contact green stems, foliage, or fruit as injury can occur.</li> <li>• Use a shield or wrap plant when spraying around young trees or vines.</li> <li>• Do not graze treated areas.</li> </ul> |



| Crop   | Use Pattern    | Reglone dessicant Rate per Acre | Minimum Total Spray Volume per Acre | Preharvest Interval (Days)                                  | Precautions, Restrictions, and Comments  |
|--|----------------|---------------------------------|-------------------------------------|---|--|
| <b>Tree, vine, small fruit, Vegetable Crops - Nonbearing</b><br><br>Peaches<br>Pears<br>Pecans<br>Persimmons<br>Pistachios<br>Plantains<br>Plums<br>Pomegranates<br>Prunes<br>Raspberry<br>Tangelos<br>Tangerines<br>Walnuts | Directed spray | 1 1/2-2 pts.                    | Ground: 15 gal.                     | Do not use for food or feed for one year after application. | <ul style="list-style-type: none"> <li>• Reglone dessicant can be used during site preparation prior to planting and up to 1 year of harvest.</li> <li>• Retreatment may be necessary for complete control of grasses and older established weeds.</li> <li>• Do not allow spray to contact green stems, foliage, or fruit as injury can occur.</li> <li>• Use a shield or wrap plant when spraying around young trees or vines.</li> <li>• Do not graze treated areas.</li> </ul> |

| Other Uses   | Use Pattern    | Reglone Dessicant Rate  | Recommendations, Precautions, and Restrictions   |
|--|----------------|---|--|
| <b>Noncrop or Nonplanted Areas on Farms</b><br><br>Fence Lines, Farmyards, Farm Buildings, Fuel Storage Areas, Barrier Strips, Equipment Areas, and Dry (non-flooded) Areas around ponds, lakes, and drainage ditches on farms | Broadcast      | 1-2 pts. in a minimum of 15 gals. water per acre  | <ul style="list-style-type: none"> <li>• Apply for full coverage and thorough weed contact.</li> <li>• Retreatment may be necessary to control grasses and established weeds.</li> <li>• Avoid spray contact with foliage of food crops or ornamental plants or other desirable vegetation.</li> <li>• Add the labeled rate of 75% or greater nonionic surfactant to the finished spray volume.</li> </ul> |
|  | Spot Treatment | 1-2 quarts plus the labeled rate of a 75% or greater nonionic surfactant per 100 gals. water or 0.75 oz. (22 ml) plus the labeled rate of a 75% or greater nonionic surfactant per 1 gals. of water |  |

**AGRICULTURAL AQUATIC USE DIRECTIONS**

Necessary approval and/or permits should be obtained prior to application if required. Consult the responsible State Agencies (i.e. Fish and Game Agencies or Department of Natural Resources. Treatment of dense weed areas may result in oxygen loss from decomposition of dead weeds. This loss of oxygen may cause fish suffocation. Therefore, treat only 1/3-1/2 of the water body area at one time and wait 14 days between treatment.

For application only to stillwater (i.e farm ponds, farm lakes, and farm drainage ditches) where there is minimal or no outflow to public waters.

Treated water may be used according to the following table or until such time as an approved assay (example: PAM II Spectromatic Method) shows that the water does not contain more than the designated maximum contaminant level goal (MCLG) of 0.02 mg/l. (ppm) of diquat dibromide (calculated as the cation):


**Water Use Restrictions Following Application with Reglone Dessicant (Days)**

| Application Rate                      | Drinking | Fishing and Swimming | Livestock Consumption | Spray Tank Applications** and Irrigation to Turf and Ornaments | Spray Tank Applications** and Irrigation to Food Crops |
|---------------------------------------|----------|----------------------|-----------------------|--|--|
| 2 gal./surface acre                   | 3 days   | 0                    | 1 day                 | 3 days   | 5 days   |
| 1 gal./surface acre                   | 2 days   | 0                    | 1 day                 | 2 days   | 5 days   |
| 0.75 gal./surface acre                | 2 days   | 0                    | 1 day                 | 2 days   | 5 days   |
| 0.50 gal./surface acre                | 1 day    | 0                    | 1 day                 | 1 day  | 5 days   |
| Spot Spray* (< 0.5 gal./surface acre) | 1 day    | 0                    | 1 day                 | 1 day  | 5 days   |

\* Rates refer to total surface area.

\*\* For preparing agricultural sprays for food crops, turf or ornaments (to prevent phytotoxicity), do not use water treated with Reglone dessicant before the specified time periods. When the contents of more than one spray tank is necessary to complete a single aquatic application, no water holding restrictions apply between the consecutive spray tanks.

No applications are to be made in areas where commercial processing of fish, resulting in the production of fish protein concentrate or fish meal, is practiced. Before application, coordination and approval of local and/or State authorities must be obtained.



Apply Reglone dessicant in accordance with the following table:

| Weed Species   | Subsurface or Bottom Placement gals/surface acre* | Surface gals/surface acre* |
|--|---|----------------------------|
| Bladderwort ( <i>Utricularia</i> spp.)                               | 1-2   | 2                          |
| Coontail ( <i>Ceratophyllum demersum</i> )                           | 2   | 2                          |
| Elodea ( <i>Elodea</i> spp.)   | 2   | 2                          |
| Naiad ( <i>Najas</i> spp.)   | 1-2   | 2                          |
| Pondweeds <sup>1</sup> ( <i>Potamogeton</i> spp.)                    | 2   | 2                          |
| Watermilfoils ( <i>Myriophyllum</i> spp.)                            | 1-2   | 2                          |
| Hydrilla ( <i>Hydrilla verticillata</i> )                            | 2   | 2                          |
| Waterlettuce <sup>2</sup> ( <i>Pistia Stratiotes</i> )               | NA  | 0.5-0.75                   |
| Waterhyacinth <sup>2</sup> ( <i>Eichhornia crassipes</i> )           | NA  | 0.5-0.75                   |
| Pennywort <sup>3</sup> ( <i>Hydrocotyle</i> spp.)                    | NA  | 0.5-0.75                   |
| Frog's Bit <sup>6</sup> ( <i>Limnobium spongia</i> )                 | NA  | 0.5-0.75                   |
| Salvinia <sup>2</sup> ( <i>Salvinia</i> spp.)                        | NA  | 0.5-0.75                   |
| Duckweed <sup>4</sup> ( <i>Lemna</i> spp.)                           | NA  | 1                          |
| Cattails <sup>3</sup> ( <i>Typha</i> spp.)                           | NA  | 1-2                        |
| Algae <sup>5</sup> ( <i>Spirogyra</i> spp. & <i>Pithophora</i> spp.) | 1-2   | 2                          |

\* For water less than or equal to 2 ft. in average depth of treatment area, use a maximum of 1 gals. of Reglone dessicant per surface acre. Lowest rates should be used in shallow areas where the water depth is considerably less than the coverage depth of the entire treatment area, for example, shallow shoreline area. At water temperatures below 50°-60°F efficacy and immediacy of results may be reduced.

<sup>1</sup> Reglone dessicant controls *Potamogeton* species except Richardson's pondweed (*P. richardsonii*). For control of *P. robbinsii*, applications must be made when the plants are in the early stages of growth such as in Spring and early Summer.

<sup>2</sup> For salvinia, waterlettuce and waterhyacinth, use the labeled rate of Reglone dessicant in 75-200 gals. water plus the labeled rate of a 75% or greater nonionic surfactant per acre for surface sprays and for aerial application for waterlettuce and waterhyacinth control, apply the labeled rate of Reglone dessicant in 10-24 gals. water plus the labeled rate of a 75% or greater nonionic surfactant per acre.

<sup>3</sup> For pennywort and cattail control, apply in 50-150 gals. of water plus the labeled rate of a 75% or greater nonionic surfactant per acre for full coverage and thorough weed contact. Repeat treatments may be necessary to control regrowth. For best results, apply before flowering (cattail).

<sup>4</sup> For duckweed control, apply as an overall spray in 50-150 gals. of water plus the labeled rate of a 75% or greater nonionic surfactant per acre. Retreatment may be necessary for plants missed in previous applications and regrowth.

<sup>5</sup> For suppression of certain filamentous algae species including *Spirogyra* and *Pithophora*, apply according to the submersed use directions.

6 Not for use in California.

**Application**

In mixed weed populations, use the high rate of application as indicated by weeds present.

**Subsurface Applications**

Where the submersed weed growth, especially Hydrilla, has reached the water surface, apply either in a water carrier or an invert emulsion through boom trailing hoses carrying nozzle tips to apply the dilute spray below the water surface to insure adequate coverage.

**Bottom Placement**

Where the submersed weeds, especially Hydrilla, Bladderwort, and Coontail growth have reached the water surface or where water is slowly moving through the submersed weed growth that has reached the water surface, especially Hydrilla, Bladderwort, and Coontail, control may be enhanced when applied in an invert emulsion carrier injecting diluted Reglone dessicant near the bottom with weighted hoses. The addition of a copper-based algaecide will improve control. Where algae are present along with the submersed weeds, pretreatment with copper-based algaecide at recommended rates is advised for best results.

**Surface Application**

For submerged aquatic weeds, apply Reglone dessicant either as concentrate slowly poured directly from the container in strips or as a spray in sufficient carrier. Applications should be made to ensure complete coverage of the weed areas. In mixed weed populations, use the high rate of application as indicated by weeds present.

**Limitations And Precautions (Terrestrial and Aquatic Uses)**

Direct spray contact or drift of Reglone dessicant will cause severe plant injury or death. Avoid contact of desirable vegetation.

Weeds emerging after application of Reglone dessicant will not be controlled or suppressed.

Retreatment may be necessary to control large weeds or established weeds.


Use of dirty or muddy water for Reglone dessicant dilution may result in reduced control.

Application to muddy water may result in reduced control. Minimize creating muddy water during application. **(Aquatic Uses)**

Avoid applying under conditions of high wind, water flow, or wave action. **(Aquatic Uses)**

Do not apply this product through any type of irrigation system.

Rinse all spray equipment thoroughly with water after use.



21 7 21

Reglone® and the Syngenta logo are trademarks of a Syngenta Group Company.

©2001 Syngenta

For non-emergency (e.g. current product information) call  
Syngenta Crop Protection at 1-800-334-9481.

Product of United Kingdom  
Formulated in USA

Syngenta Crop Protection, Inc.  
Greensboro, North Carolina 27409  
[www.syngenta-us.com](http://www.syngenta-us.com)

SCP XXXX

Revised: August 2003 First Aid

REG DES 1061 FIRTAID CLEAN – pd – 08/26/03  
000100-01061.20030828.REG.DES.1061.MAS.FIRTAID.pdf

04  
00-00-00