

Please read instructions on reverse before completing form.

	United States	<input type="checkbox"/> Registration	OPP Identifier Number NOTIFICATION
	Environmental Protection Agency	<input type="checkbox"/> Amendment	
	Washington, DC 20460	<input checked="" type="checkbox"/> Other	

Application for Pesticide - Section I

1. Company/Product Number <b>100-1043</b>	2. EPA Product Manager (acting) Dan Rosenblatt	3. Proposed Classification <input type="checkbox"/> None <input type="checkbox"/> Restricted
4. Company/Product (Name) <b>GRAMOXONE® EXTRA HERBICIDE</b>	PM# Team 25	
5. Name and Address of Applicant (include ZIP Code) Syngenta Crop Protection, Inc. Registrations & Regulatory Affairs 410 Swing Road PO Box 18300 Greensboro NC 27409-8300  <input checked="" type="checkbox"/> Check if this is a new address	6. Expedited Review. In accordance with FIFRA Section 3(c)(3) (b)(i), my product is similar or identical in composition and labeling to:  EPA Reg. No. _____ Product Name _____	

Section - II

<input type="checkbox"/> Amendment - Explain below.	<input type="checkbox"/> Final printed labels in response to Agency letter dated _____	<b>NOTIFICATION</b> <b>APR 27 2001</b>
<input type="checkbox"/> Resubmission in response to Agency letter dated _____	<input type="checkbox"/> "Me Too" Application.	
<input checked="" type="checkbox"/> Notification - Explain below.	<input type="checkbox"/> Other - Explain below.	

Explanation: Use additional page(s) if necessary. (For Section I and Section II.)

This notification is consistent with the provisions of PR Notice 98-10 and EPA regulations at 40 CFR 152.46, and no other changes have been made to the labeling or the confidential statement of formula of this product. I understand that it is a violation of 18 U.S.C. Sec. 1001 to willfully make any false statement to EPA. I further understand that if this notification is not consistent with the terms of PR Notice 98-10 and 40 CFR 152.46, this product may be in violation of FIFRA and I may be subject to enforcement action and penalties under sections 12 and 14 of FIFRA. The following changes are being made via this notification: 1) Company name and address have been updated to reflect Syngenta Crop Protection, Inc., 2) EPA Reg. No. changed to new Company number, 3) The copyright date reflects Syngenta., 4) Trademark statements have been updated to reflect Syngenta for those products for which Syngenta holds the trademark. 5) The Internet address has been changed to reflect Syngenta. 6) Other places in the label which refer to the company name have been updated.

Section - III

1. Material This Product Will Be Packaged In:				2. Type of Container	
Child-Resistant Packaging <input type="checkbox"/> Yes* <input type="checkbox"/> No	Unit Packaging <input type="checkbox"/> Yes <input type="checkbox"/> No	Water Soluble Packaging <input type="checkbox"/> Yes <input type="checkbox"/> No	<input type="checkbox"/> Metal <input type="checkbox"/> Plastic <input type="checkbox"/> Glass <input type="checkbox"/> Paper <input type="checkbox"/> Other (Specify) _____		
*Certification must be submitted		If "Yes" Unit Packaging wgt.	No. per Container	If "Yes" Unit Packaging wgt.	No. per container
3. Location of Net Contents Information <input type="checkbox"/> Label <input type="checkbox"/> Container		4. Size(s) Retail Container		5. Location of Label Directions <input type="checkbox"/> On Label <input type="checkbox"/> On Labeling accompanying product	
6. Manner in Which Label is Affixed to Product			<input type="checkbox"/> Lithograph <input type="checkbox"/> Paper glued <input type="checkbox"/> Stenciled	<input type="checkbox"/> Other _____	

Section - IV

1. Contact Point (Complete items directly below for identification of individual to be contacted, if necessary, to process this application.)					
Name <b>Martina A. Haw</b>		Title <b>Regulatory Assistant II</b>		Telephone No. (Include Area Code) <b>302 / 476-2373</b>	
I certify that the statements I have made on this form and all attachments thereto are true, accurate and complete. I acknowledge that any knowingly false or misleading statement may be punishable by fine or imprisonment or both under applicable law.					6. Date Application Received (Stamped)
2. Signature <i>Martina Haw</i>		3. Title <b>Regulatory Assistant II</b>			
4. Typed Name <b>Martina A. Haw</b>		5. Date <b>April 18, 2001</b>			

PAPERWORK REDUCTION ACT NOTICE and INSTRUCTIONS

**PAPERWORK REDUCTION ACT NOTICE:** Public reporting burden for this collection of information is estimated to average 0.85 hour per response, including time for reviewing instructions, searching existing data sources, gathering and maintaining the data needed, and completing and reviewing the collection of information. Send comments regarding the burden estimate or any other aspect of this collection of information, including suggestions for reducing this burden, to Chief, Information Policy Branch, (2136), U.S. Environmental Protection Agency, 401 M Street, SW, Washington, DC 20460.

**INSTRUCTIONS:** This form is to be used for all applications for new registration, end use reregistration, amendment, resubmission, to applications for notifications, final printed labeling, reregistration, etc. In order to process an application for a new registration submitted on this form, the following material must accompany the application:

1. Certification with Respect to Citation of Data (EPA Form 8570-29). [If not exempted by 40 CFR 152.81 (b) (4)];
2. Confidential Statement of Formula (EPA Form 8570-4);
3. Formulator's Exemption Statement (EPA Form 8570-27);
4. Five copies of draft labeling;
5. Three copies of any data submitted;
6. Authorization letter where applicable;
7. Matrices where applicable.

Submission of Labeling - Labeling should first be submitted in the form of draft labels with all applications for new registration. Such draft labels may be in the form of typed label text on 8.5 x 11 inch paper for submission or a mockup of the proposed label. If prepared for mockup, it should be constructed in a way as to facilitate storage in an 8.5 x 11 inch file. Mockup labels significantly smaller than 8.5 x 11 inches should be mounted on 8.5 x 11 inch paper for submission.

Submission of Data - Data submitted in support of this application must be submitted in accordance with PR Notice 86-5.

**SPECIFIC INSTRUCTIONS:** Please read the instructions listed below before completing this application. First determine the type of registration action, listed in Block A, for which you are submitting this application. For applications submitted in connection with Now Registration actions, Sections I, III, and IV must be completed by the applicant. For applications submitted in connection with amended reregistration actions, resubmissions, notifications, reregistrations, etc., Sections I, II, and IV must be completed by the applicant.

Block A - Check the appropriate action for which you are submitting this form.

**SECTION I** - This section must be completed, as applicable, for all registration actions.

1. Company/Product Number - Insert your Company Number, if one has been assigned by EPA. This number may have been assigned to you as a basic registrant, a distributor, or as an establishment. If your product is registered, insert the Product Number.
2. EPA Product Manager - If known, fill in the name and PM number of the EPA Product Manager.
3. Proposed Classification - Specify the proposed classification of this product.
4. Product Name - Enter the complete product name of this pesticide as it will appear on the label. The name must be specific to this product only. Duplication of names is not permitted among products of the same company. Do not include any brand name or company line designations.
5. Name and Address of Applicant - The name of the firm or person and address shown in your application is the person or firm to whom the registration will be issued. If you are acting in behalf of another party, you must submit authorization from that party to act for them in registration matters. An applicant not residing in the United States must have an authorized agent residing in the United States to act for them in all registration matters. The name and complete mailing address of such an agent must accompany this application.
6. Expedited Review - FIFRA section 3 (c) 3 (B) provides for expedited review of applications for registration, or amendments to existing registrations, that are similar or identical to other pesticide products that are currently registered with the EPA. In order for your application to be eligible for expedited review, you must provide us with the EPA Registration Number and product name of the product you believe is similar to or identical to your product. The product must be similar or identical in both formulation and labeled uses.

**SECTION II** - This section must be completed for all applications submitted to amend the registration only of a currently registered product (Amendment), for a resubmission in response to an Agency letter, for notifications to the Agency, for the submission of final printed labeling, for reregistration and for any other action that pertains to a specific EPA-registered product. This section is not to be used for a new application for registration.

1. Subject of submission - Check the applicable block and provide the Agency letter date if appropriate. Provide a brief explanation of the purpose(s) for the submission, such as "the addition of a site, pest or crop (specify)"; "amend the Confidential Statement of Formula by..."; "reregistration submission"; "general label revision of use directions." Attach a separate page if additional space is needed.

**SECTION III** - (Packaging and Container Information) - This Section must be completed for all applications submitted in connection with now registration or applicable amendments.

1. Type of Packaging - Check the appropriate block if your product will be packaged in the indicated packaging types. Indicate the size of the individual packets and number per retail container.
2. Type of Retail Container - Indicate type of container in which product will be marketed.
3. Location of Net Contents - Indicate the location of the net contents information for your product.
4. Size(s) of Retail Container - Specify the net contents of all retail containers for your product.
5. Location of Use Directions - Indicate the location of the use directions for your product.
6. Manner in which label is affixed to product - Indicated the method product label is attached to retail container.

**SECTION IV** (Contact Point) - This Section must be completed for all applications for Registration actions, i.e., now products registration, resubmission, "me-too," reregistration, etc.

- 1-5. Self-explanatory.
6. EPA Use Only

NOTIFICATION

APR 27 2001

3768

**RESTRICTED USE PESTICIDE**  
**Due to Acute Toxicity**  
For retail sale to and use only by Certified Applicators or persons under their direct supervision and only for those uses covered by the Certified Applicator's certification.

**GRAMOXONE® EXTRA Herbicide**

**A Weed, Grass, and Harvest Aid Herbicide**

**ACTIVE INGREDIENT:**

Paraquat dichloride (1,1'-dimethyl-4,4'-bipyridinium dichloride) ..... 37.3%

**INERT INGREDIENTS:** ..... 62.7%

**Total** ..... 100.0%

Contains 2.5 lbs paraquat cation per gallon as 3.454 pounds salt per gallon.

Contains stench (odor) and emetic.

**KEEP OUT OF REACH OF CHILDREN**

**O**  
**DANGER POISON**  
**X**  
**PELIGRO**

Si usted no entiende la etiqueta, busque a alguien para que se la explique a usted en detalle.  
(If you do not understand the label, find someone to explain it to you in detail.)

- **NEVER PUT INTO FOOD, DRINK OR OTHER CONTAINERS.**
- **IF SWALLOWED, TAKE IMMEDIATE ACTION AS PRESCRIBED IN FIRST AID. SYMPTOMS ARE PROLONGED AND PAINFUL.**
- **DO NOT USE OR STORE IN OR AROUND THE HOME.**
- **DO NOT REMOVE CONTENTS EXCEPT FOR IMMEDIATE USE.**

See additional precautionary statements and directions for use (inside booklet; on back panel; on side panel)

EPA Reg. No. 100-1043

EPA Est. No.

Product of USA


Syngenta Crop Protection, Inc.  
Greensboro, North Carolina 27409  
www.syngenta-us.com

**NOTIFICATION**

**APR 27 2001**

SCP 100-xxxx

Net Weight/U.S. Standard Measure



4 7 68

**TABLE OF CONTENTS**

**Page**

**FIRST AID**

**PRECAUTIONARY STATEMENTS**


- Hazards to Humans and Domestic Animals
- Personal Protective Equipment
- Environmental Hazards

**DIRECTIONS FOR USE**

- Agricultural Use Requirements
- Storage and Disposal
- General Instructions and Information
  - Spray Drift Information
  - General Information
    - Rotational Crops
    - Rainfastness
    - Application
    - Use of a Nonionic Surfactant or Crop Oil Concentrate
    - Nozzle Selection
    - Spray Carrier
    - Rates of Gramoxone Extra
    - Spray Volume
    - Application Timing
    - Burndown of Grass Cover Crops or Volunteer Cereals
    - Environmental Conditions
    - Spot Spraying
    - Tank Mixing For Improved Burndown
    - General Precautions and Restrictions
    - Limitations and Precautions

**APPLICATION INSTRUCTIONS**

- Alfalfa
- Almonds
- Asparagus
- Beans, Dry (Harvest-Aid)
- Berries
- Cacao
- Cassavas, Taniens & Yams
- Chemical Fallow
- Clover and Other Legumes
- Corn
- Cotton
- Easter Lilies
- Fallow Land
- Grasses (for seed)
- Guar
- Guava
- Hops
- Lentils
- Mint
- Onions (seeded) and Garlic
- Passion Fruit




- Peanuts
- Pigeon Peas
- Pineapple
- Potato
- Rice
- Safflower
- Small Grains
- Sorghum (grain)
- Soybeans
- Strawberries
- Sugar Beets
- Sugarcane
- Sunflower
- Taro, Dryland (Hawaii Only)
- Tree Plantation Establishment
- Trees & Vines
- Tyfon (New Hampshire only)
- Vegetables

- Resin Soaking
- Nonagricultural Use Requirements

**OTHER USES**

- Conservation Reserve, Federal Set-Aside, Conservation Compliance
- Noncrop Uses
- Pasture Reseeding

**Conversion Table**



<b>FIRST AID</b>	
<b>If swallowed</b>	<ul style="list-style-type: none"> <li>• Call Poison Control Center or doctor immediately for treatment advice.</li> <li>• Immediately induce vomiting by touching back of throat with finger. Drink 1 or 2 glasses of water and induce further vomiting.</li> <li>• If person is unconscious do not give anything by mouth and do not induce vomiting.</li> <li>• Get to a medical facility fast and take container and labeling with you.</li> <li>• See note to physicians.</li> </ul>
<b>If inhaled</b>	<ul style="list-style-type: none"> <li>• Move person to fresh air.</li> <li>• If person is not breathing, call 911 or an ambulance, then give artificial respiration, preferably by mouth-to-mouth, if possible.</li> <li>• Call a Poison Control Center or doctor for further treatment advice.</li> <li>• The odor of this product is from the stenching agent which has been added, not from paraquat.</li> </ul>
<b>If in eyes</b>	<ul style="list-style-type: none"> <li>• Hold eye open and rinse slowly and gently with water for 15-20 minutes.</li> <li>• Remove contact lenses, if present, after the first 5 minutes, then continue rinsing eye.</li> <li>• Call a Poison Control Center or doctor for treatment advice.</li> </ul>
<b>If on skin or clothing</b>	<ul style="list-style-type: none"> <li>• Take off contaminated clothing.</li> <li>• IMMEDIATELY wash skin with soap and water for 15-20 minutes. Prolonged contact will cause severe irritation. Contact with irritated skin or a cut or repeated contact with intact skin may result in poisoning.</li> <li>• GET MEDICAL ATTENTION. Call a Poison Control Center or doctor for treatment advice.</li> </ul>
<p><b>HOTLINE NUMBER</b></p> <p>For 24-Hour Medical Emergency Assistance (Human or Animal) or Chemical Emergency Assistance (Spill, Leak, Fire, or Accident) Call <b>1-800-888-8372</b></p>	
<p>Have the product container or label with you when calling a poison control center or doctor, or going for treatment</p>	
<p><b>NOTE TO PHYSICIANS: CALL SYNGENTA MEDICAL EMERGENCY ASSISTANCE 1-800-888-8372</b> at any hour to obtain toxicology and medical management consultation; and paraquat analyses. Prompt treatment is essential and must be initiated immediately before signs and symptoms appear. Symptoms are prolonged and painful and may be delayed for days after swallowing. Treatment may include binding paraquat in the gut with suspensions of clay or charcoal; and/or removal of paraquat from the blood by prolonged charcoal hemoperfusion or continuous hemodialysis. Probable mucosal damage may contraindicate the use of gastric lavage.</p>	

---

**PRECAUTIONARY STATEMENTS**

---

**Hazards to Humans and Domestic Animals**

**O**  
**DANGER POISON**  
**X**

May be fatal if swallowed. Fatal if inhaled. Harmful if absorbed through skin. Causes substantial but temporary eye injury. Do not get in eyes or on clothing. Do not breathe spray mist. Avoid contact with skin. Wash hands before eating, drinking, chewing gum, using tobacco, or using the toilet. Remove contaminated clothing and wash clothing before reuse.

**IMPORTANT:** Inhalation is an unlikely route of exposure due to low vapor pressure and large spray droplet size, but mucosal irritation or nose bleeds may occur. Prolonged contact with this concentrated product can irritate your skin.

**Personal Protective Equipment**

Applicators and other handlers (other than Mixers and Loaders) must wear:

- Long-sleeve shirt and long pants
- Shoes plus socks
- Protective eyewear
- Chemical Resistant Gloves - Category A (e.g. barrier laminate, butyl rubber, nitrile rubber, neoprene rubber, natural rubber, polyethylene, polyvinyl chloride (PVC) or viton).

Mixers and Loaders must wear:

- Long-sleeve shirt and long pants
- Shoes plus socks
- Face shield
- Chemical-resistant apron
- Chemical Resistant Gloves - Category A (e.g. barrier laminate, butyl rubber, nitrile rubber, neoprene rubber, natural rubber, polyethylene, polyvinyl chloride (PVC) or viton).

Discard clothing and other absorbent materials that have been drenched or heavily contaminated with this product's concentrate. Do not reuse them. Follow manufacturer's instructions for cleaning/maintaining PPE. If no such instructions for washables, use detergent and hot water. Keep and wash PPE separately from other laundry.

**ENGINEERING CONTROLS**

When handlers use closed systems, enclosed cabs, or aircraft in a manner that meets the requirements listed in the Worker Protection Standard (WPS) for agricultural pesticides [40 CFR 170.240(d)(4-6)], the handler PPE requirements may be reduced or modified as specified in the WPS.

**User Safety Recommendations**

Users should:

- Wash hands before eating, drinking, chewing gum, using tobacco or using the toilet.
- Remove clothing immediately if pesticide gets inside. Then wash thoroughly and put on clean clothing.
- Remove PPE immediately after handling this product. Wash the outside of gloves before removing. As soon as possible, wash thoroughly and change into clean clothing.

**ENVIRONMENTAL HAZARDS**

**WILDLIFE:** This product is toxic to wildlife. Do not apply directly to water or to areas where surface water is present or to intertidal areas below the mean high water mark. Do not contaminate water when cleaning equipment or disposing of equipment washwaters.

**DRIFT:** GRAMOXONE® EXTRA herbicide is a contact herbicide that desiccates all green plant tissue. Paraquat dichloride is toxic to nontarget crops and plants if off-target movement occurs. Extreme care must be taken to ensure that off-target drift is minimized to the greatest extent possible. Do not apply under conditions involving possible drift to food, forage, or other plantings that might be damaged or the crops thereof rendered unfit for sale, use, or consumption. Do not apply when weather conditions favor drift from treated areas. To avoid drift, do not make aerial applications during periods of thermal inversion. Refer to the local state laws, regulations, guidelines and spray drift information contained in the Directions for Use section for proper application to avoid off-target movement.

**PHYSICAL AND CHEMICAL HAZARDS:** This product is mildly corrosive to aluminum and produces hydrogen gas which may form a highly combustible gas mixture. Do not mix or store in containers, spray tanks, nurse tanks, or such systems made of aluminum or having aluminum fittings. This product is compatible with high density polyethylene and rubber lined steel containers.



9 7 68

---

**CONDITIONS OF SALE AND LIMITATION OF WARRANTY AND LIABILITY**

---

**NOTICE:** Read the entire Directions for Use and Conditions of Sale and Limitation of Warranty and Liability before buying or using this product. If the terms are not acceptable, return the product at once, unopened, and the purchase price will be refunded.

The Directions for Use of this product should be followed carefully. It is impossible to eliminate all risks inherently associated with the use of this product. Crop injury, ineffectiveness or other unintended consequences may result because of such factors as manner of use or application, weather or crop conditions, presence of other materials or other influencing factors in the use of the product, which are beyond the control of Syngenta Crop Protection, Inc. or Seller. All such risks shall be assumed by Buyer and User, and Buyer and User agree to hold Syngenta and Seller harmless for any claims relating to such factors.

Syngenta warrants that this product conforms to the chemical description on the label and is reasonably fit for the purposes stated in the Directions for Use, subject to the inherent risks referred to above, when used in accordance with directions under normal use conditions. This warranty does not extend to the use of this product contrary to label instructions or under abnormal conditions or under conditions not reasonably foreseeable to or beyond the control of Seller or Syngenta, and Buyer and User assume the risk of any such use. SYNGENTA MAKES NO WARRANTIES OF MERCHANTABILITY OR OF FITNESS FOR A PARTICULAR PURPOSE NOR ANY OTHER EXPRESS OR IMPLIED WARRANTY EXCEPT AS STATED ABOVE.

In no event shall Syngenta or Seller be liable for any incidental, consequential or special damages resulting from the use or handling of this product. **THE EXCLUSIVE REMEDY OF THE USER OR BUYER, AND THE EXCLUSIVE LIABILITY OF SYNGENTA AND SELLER FOR ANY AND ALL CLAIMS, LOSSES, INJURIES OR DAMAGES (INCLUDING CLAIMS BASED ON BREACH OF WARRANTY, CONTRACT, NEGLIGENCE, TORT, STRICT LIABILITY OR OTHERWISE) RESULTING FROM THE USE OR HANDLING OF THIS PRODUCT, SHALL BE THE RETURN OF THE PURCHASE PRICE OF THE PRODUCT OR, AT THE ELECTION OF SYNGENTA OR SELLER, THE REPLACEMENT OF THE PRODUCT.**

Syngenta and Seller offer this product, and Buyer and User accept it, subject to the foregoing conditions of sale and limitations of warranty and of liability, which may not be modified except by written agreement signed by a duly authorized representative of Syngenta.

**PRODUCT PERFORMANCE CONCERNS:** Concerns with the performance of GRAMOXONE EXTRA must be reported to the retail dealer or to a Syngenta representative within 14 days of application. Weeds emerging after application or regrowth of perennial weeds do not constitute a legitimate product performance complaint.

10 7 68

---

**DIRECTIONS FOR USE**

---

**Restricted Use Pesticide**

It is a violation of Federal law to use this product in a manner inconsistent with its labeling.

Do not apply this product in a way that will contact workers or other persons, either directly or through drift. Only protected handlers may be in the area during application. For any requirements specific to your State or Tribe, consult the agency responsible for pesticide regulation.

**DO NOT USE AROUND HOME GARDENS, SCHOOLS, RECREATIONAL PARKS, GOLF COURSES OR PLAYGROUNDS.**

**AGRICULTURAL USE REQUIREMENTS**

Use this product only in accordance with its labeling and with the Worker Protection Standard, 40 CFR part 170. This Standard contains requirements for the protection of agricultural workers on farms, forests, nurseries, and greenhouses, and handlers of agricultural pesticides. It contains requirements for training, decontamination, notification, and emergency assistance. It also contains specific instructions and exceptions pertaining to the statements on this label about personal protective equipment (PPE) and restricted-entry interval. The requirements in this box only apply to uses of this product that are covered by the Worker Protection Standard.

**For Preplant or Preemergence (Broadcast or Banded), Chemical Fallow, Postemergence Directed Spray, Early Postemergence Broadcast in Peanuts, and Dormant Season Applications, and "Between Cutting" Applications in Alfalfa:** Do not enter or allow worker entry into treated areas during the restricted entry interval (REI) of 12 hours.

**For Harvest Aid and Desiccation Applications:** Do not enter or allow worker entry into treated areas during the restricted entry interval (REI) of 24 hours.

PPE required for early entry to treated areas that is permitted under the Worker Protection Standard and that involves contact with anything that has been treated, such as plants, soil, or water, is:

- Coveralls
- Waterproof gloves
- Shoes plus socks
- Protective eyewear

---

**STORAGE AND DISPOSAL**

---

**PESTICIDE STORAGE:** Do not contaminate water, food, or feed by storage or disposal. Store at temperatures above 32°F. For help with any spill, leak or fire involving this material, call 1-800-888-8372.

**PESTICIDE DISPOSAL:** Pesticides wastes are acutely hazardous. Improper disposal of excess pesticide, spray mixture, or rinsate is a violation of Federal law. If these wastes cannot be disposed of by use according to label instructions, contact your State Pesticide or Environmental Control Agency, or the Hazardous Waste representative at the nearest EPA Regional Office for guidance.

**CONTAINER DISPOSAL:** Triple rinse (or equivalent). Then offer for recycling or reconditioning, or puncture and dispose of in a sanitary landfill, or by incineration, or, if allowed by state and local authorities, by burning. If burned, stay out of smoke.

**RECYCLABLE/REFILLABLE CONTAINERS:** Before refilling, inspect thoroughly for damage, such as cracks, punctures, bulges, dents, abrasions and damaged or worn threads on closure devices. After filling and before transporting, check for leaks. Do not refill or transport damaged or leaking containers.

**CONTAINER DISPOSAL:** Reseal container and offer for reconditioning, or triple rinse (or equivalent) and offer for recycling or reconditioning, or clean in accordance with manufacturer's instructions.

**CONTAINER IS NOT SAFE FOR FOOD, FEED OR DRINKING WATER!**

## GENERAL INSTRUCTIONS AND INFORMATION

**Do not apply this product through any type of irrigation system.**

When GRAMOXONE EXTRA is applied at less than 10 gallons per acre finished spray volume, a drift control or spray deposition additive **SHOULD** be used. Refer to the additive label for use directions.

## SPRAY DRIFT INFORMATION

Avoiding spray drift at the application site is the responsibility of the applicator. The interaction of many equipment-and-weather-related factors determine the potential for spray drift. The applicator and the grower are responsible for considering all these factors when making decisions.

The following drift management requirements must be followed to avoid off-target drift movement from aerial applications to agricultural field crops. These requirements do not apply to forestry applications, public health uses or to applications using dry formulations.

1. The distance of the outer most nozzles on the boom must not exceed 3/4 the length of the wingspan or rotor.
2. Nozzles must always point backward parallel with the air stream and never be pointed downwards more than 45 degrees.

Where states have more stringent regulations, they shall be observed.

The applicator should be familiar with and take into account the information covered in the Aerial Drift Reduction Advisory Information.

## AERIAL DRIFT REDUCTION ADVISORY INFORMATION

**(This section is advisory in nature and does not supersede the mandatory label requirements).**

### Information on Droplet Size

The most effective way to reduce drift potential is to apply large droplets. The best drift management strategy is to apply the largest droplets that provide sufficient coverage and control. Applying larger droplets reduces drift potential, but will not prevent drift if applications are made improperly, or under unfavorable environmental conditions (see Wind, Temperature and Humidity, and Temperature Inversions).

### Controlling Droplet Size

- Volume - Use high flow rate nozzles to apply the highest practical spray volume. Nozzles with higher rated flows produce larger droplets.
- Pressure - Do not exceed the nozzle manufacturer's recommended pressures. For many nozzle types lower pressure produces larger droplets. When higher flow rates are needed, use higher flow rate nozzles instead of increasing pressure.

- Number of nozzles - Use the minimum number of nozzles that provide uniform coverage.
- Nozzle Orientation - Orienting nozzles so that the spray is released parallel to the airstream produces larger droplets than other orientations and is the recommended practice. Significant deflection from horizontal will reduce droplet size and increase drift potential.
- Nozzle Type - Use a nozzle type that is designed for the intended application. With most nozzle types, narrower spray angles produce larger droplets. Consider using low-drift nozzles. Solid stream nozzles oriented straight back produce the largest droplets and the lowest drift.

**Boom Length**

For some use patterns, reducing the effective boom length to less than 3/4 of the wingspan or rotor length may further reduce drift without reducing swath width.

**Application Height**

Applications should not be made at a height greater than 10 feet above the top of the largest plants unless a greater height is required for aircraft safety. Making application at the lowest height that is safe reduces exposure of droplets to evaporation and wind.

**Swath Adjustment**

When applications are made with a crosswind, the swath will be displaced downwind. Therefore, on the up and downwind edges of the field, the applicator must compensate for this displacement by adjusting the path of the aircraft upwind. Swath adjustment distance should increase, with increasing drift potential (higher wind, smaller drops, etc.).

**Wind**

Drift potential is lowest between wind speeds of 2-10 mph. However, many factors, including droplet size and equipment type determine drift potential at any given speed. Application should be avoided below 2 mph due to variable wind direction and high inversion potential. NOTE: Local terrain can influence wind patterns. Every applicator should be familiar with local wind patterns and how they affect spray drift.

**Temperature And Humidity**

When making applications in low relative humidity, set up equipment to produce larger droplets to compensate for evaporation. Droplet evaporation is most severe when conditions are both hot and dry.

**Temperature Inversions**

Applications should not occur during a temperature inversion because drift potential is high. Temperature inversions restrict vertical air mixing, which causes small suspended droplets to remain in a concentrated cloud. This cloud can move in unpredictable directions due to the light variable winds common during inversions. Temperature inversions are characterized by increasing temperatures with altitude and are common on nights with limited cloud cover and light to no wind. They begin to form as the sun sets and often continue into the morning. Their presence can be indicated by ground fog; however, if fog is not present, inversions can also be identified by the movement of smoke from a ground source or an aircraft smoke generator. Smoke that layers and moves laterally in a concentrated cloud (under low wind conditions) indicates an inversion, while smoke that move upward and rapidly dissipates indicates good vertical air mixing.

**Sensitive Areas**

The pesticide should only be applied when the potential for drift to adjacent sensitive areas (e.g. residential areas, bodies of water, known habitat for threatened or endangered species, non-target crops) is minimal (e.g. when wind is blowing away from the sensitive areas).

**GENERAL INFORMATION**

GRAMOXONE EXTRA is a contact herbicide used to control or suppress a broad spectrum of emerged weeds. GRAMOXONE EXTRA controls most small annual weeds -- both broadleaves and grasses, and suppresses perennial weeds by destroying green foliage. GRAMOXONE EXTRA can also be used as a desiccant at harvest.

GRAMOXONE EXTRA is formulated as a liquid which contains 2-1/2 lbs of active ingredient per gallon. The formulation is green in color and contains a nontoxic odor, and an emetic (an agent which will induce vomiting if the product is swallowed). The green color and odor are included in the formulation to help prevent accidental ingestion of GRAMOXONE EXTRA.

GRAMOXONE EXTRA is rapidly absorbed by green plant tissue and interacts with the photosynthetic process to produce superoxides which destroy the plant cells. GRAMOXONE EXTRA requires actively growing green plant tissue to function. Thorough coverage of all green foliage is essential for effective weed control. GRAMOXONE EXTRA is not as effective on drought-stressed weeds, weeds with little green foliage (i.e., mowed or cut weeds), or mature woody bark of trees and vines.

Clay and organic matter rapidly tie up GRAMOXONE EXTRA. As a result, GRAMOXONE EXTRA has no residual soil activity to affect later-planted crops or later germinating weeds.

**ROTATIONAL CROPS**

All rotational crops may be planted immediately after the last application of GRAMOXONE EXTRA.

**RAINFASTNESS**

Because GRAMOXONE EXTRA is rapidly absorbed by the weed foliage, rain occurring 30 minutes or more after application will have no effect on the activity of GRAMOXONE EXTRA.

**APPLICATION**

Since GRAMOXONE EXTRA is a contact-type herbicide, it is essential to obtain complete coverage of target weeds to get good control. Improper application technique and/or application to large, stressed, or mown weeds will usually result in unacceptable weed control. Good coverage is also essential for proper performance in harvest-aid applications. See details below for specific application instructions.

**USE OF A NONIONIC SURFACTANT OR CROP OIL CONCENTRATE**

**ALWAYS ADD ONE OF THE FOLLOWING:**

Failure to add one of the following will result in reduced performance of GRAMOXONE EXTRA herbicide.

**Nonionic Surfactant:** Add nonionic surfactant containing 75% or more surface-active agent at 0.125% v/v (1 pint per 100 gallons), **OR** add a nonionic surfactant containing 50-74% surface-active agent at 0.25% v/v (2 pints per 100 gallons), of the finished spray volume for ground applications. For aerial applications, add a nonionic surfactant at 0.25% v/v (2 pints per 100 gallons) of the finished spray volume.

**Crop Oil Concentrate:** Add a nonphytotoxic crop oil concentrate containing 15-20% approved emulsifier, at 1.0% v/v (1 gallon per 100 gallons) of the finished spray volume for ground applications. For aerial applications, add 1 pint of crop oil concentrate per acre. Do not use crop oil concentrate when using GRAMOXONE EXTRA for cotton harvest aid.

**NOZZLE SELECTION**

The use of flat-fan nozzles will result in the most effective application of GRAMOXONE EXTRA herbicide. Flood nozzles are generally not as good as flat fans since they produce large uneven droplets. The use of flood nozzles may result in reduced weed control due to inadequate coverage.

WHEN SPRAYING LESS THAN 20 GALLONS OF SPRAY CARRIER PER ACRE, USE ONLY FLAT FAN NOZZLES AS RECOMMENDED IN THE CHART BELOW.

RECOMMENDED NOZZLES, PRESSURES AND SETUP		
	Nozzle Type	
	Flat Fan	Flood
Maximum Size	8	15
Spray Pressure (at nozzle)	30-50 P.S.I.	30-50 P.S.I.
Maximum Nozzle Spacing	30"	40"
Direction of Spray Pattern	Down	Down
Maximum Speed	10 mph	10 mph
Spray Overlap (at each edge)	30%	50%

Using nozzles, pressures, or setups different from the above chart will result in reduced control.

**SPRAY CARRIER**

Always use clean water (free of mud or clay), clear liquid nitrogen, or complete clear liquid fertilizers as the carrier when spraying GRAMOXONE EXTRA herbicide. Muddy water, or suspension-type fertilizers containing clay, can inactivate GRAMOXONE EXTRA. Never use suspension-type fertilizers containing clay as the spray carrier. If using a complete clear liquid fertilizer containing high phosphate levels as the spray carrier, always use the higher rate of GRAMOXONE EXTRA and surfactant.



**NOTE:** When using liquid fertilizers such as 28% N as a spray carrier, it is important that nonionic surfactant still be used with GRAMOXONE EXTRA herbicide. Liquid fertilizer carriers cannot substitute for surfactant.

### **RATES OF GRAMOXONE EXTRA HERBICIDE**

Follow recommended rates listed with each use of GRAMOXONE EXTRA herbicide. Use the higher label rates when weeds are dense or large. Also, use higher label rates for harvest aid when crop vegetation is dense. For broadcast applications of GRAMOXONE EXTRA with backpack sprayers, the application rate should not exceed 0.50 lbs. ai/A in a minimum of 30 gallons of spray solution per acre.

### **SPRAY VOLUME**

Follow recommended minimum spray volumes listed with each use of GRAMOXONE EXTRA herbicide. These are **minimum** volumes only, and spray volumes should be increased as necessary to obtain complete coverage of the target weed or plant without runoff from the foliage.

**WHEN SPRAYING LESS THAN 20 GALLONS OF SPRAY CARRIER PER ACRE, TARGET WEEDS SHOULD NOT EXCEED 6 INCHES IN HEIGHT.**

### **APPLICATION TIMING**

**GRAMOXONE EXTRA herbicide should be applied to emerged weeds when they are small. Weeds 1 to 6" in height are the easiest to control.** Larger weeds may be more difficult to control. When weeds have been grazed or mowed, thus removing much of the green foliage, allow the weeds to regrow to a height of 2 to 4 inches before spraying if possible. Similarly, when forage or grain crops have been harvested prior to spraying, weeds present in the field will also have been cut. To allow for adequate green foliage to remain on weeds in this situation, raise cutter bars as high as possible from the ground to cut stubble and weeds at a greater height.

### **BURNDOWN OF GRASS COVER CROPS OR VOLUNTEER CEREALS**

When using GRAMOXONE EXTRA for control of grass cover crops or volunteer cereals, best results are obtained when GRAMOXONE EXTRA is applied **prior to tillering or after boot stage**. This is especially important with a wheat cover crop or volunteer wheat. Treatments made between tillering and boot stage will generally not provide complete control. Do not expect complete control of perennial cover crops.

### **ENVIRONMENTAL CONDITIONS**

GRAMOXONE EXTRA is active over a wide range of environmental conditions. Cool weather (below 55°) will slow the activity of GRAMOXONE EXTRA, as will cloudy, overcast weather, but will not affect performance.

**SPOT SPRAYING**

When only small areas are to be sprayed with labeled applications, it is advantageous to mix small quantities of GRAMOXONE EXTRA herbicide. To aid in mixing small quantities, the following table should be consulted.

If The Broadcast Rate Per Acre for GRAMOXONE EXTRA Herbicide is:	Add The Following Amount of GRAMOXONE EXTRA Herbicide To 1 Gallon of Water
1-1/2 pts	1/3 fl oz
2.0 pts	3/8 fl oz
2-1/2 pts	1/2 fl oz
3 pts	2/3 fl oz

Always add 1/3 to 1/2 fl oz of a nonionic surfactant for each gallon of spray. When spot spraying in this manner, spray to thoroughly wet the foliage, but not to the point of runoff.

**TANK MIXING FOR IMPROVED BURNDOWN OF DIFFICULT WEEDS AND RESIDUAL WEED CONTROL**

**Photosynthetic Inhibitor Herbicides**

Difficult weeds can often be controlled by tank mixing GRAMOXONE EXTRA with other herbicides. The addition of herbicides which are also photosynthetic inhibitors (PSI) will slow the activity of GRAMOXONE EXTRA, allowing GRAMOXONE EXTRA to thoroughly distribute itself within the treated leaf. The resulting level of control is usually greater than if GRAMOXONE EXTRA was applied alone.

GRAMOXONE EXTRA herbicide may be applied in tank mixture with the following PSI herbicides:

- Aatrex® herbicide
- Atrazine herbicide
- Bicep® herbicide
- Bicep Lite® herbicide
- Bladex® herbicide
- Canopy® herbicide
- Extrazine® herbicide
- Griffex® herbicide
- Lariat® herbicide
- Lexone® herbicide
- Linex® herbicide
- Lorox® herbicide
- Lorox Plus™ herbicide
- Princep® herbicide
- Sencor® herbicide

Refer to respective product label(s) for rates of application, directions for use, limitations, cautions and for a list of weeds controlled.

### Improved Weed Control With PSIs

Control of difficult weeds listed below and annual grass control will be enhanced by the addition of a PSI herbicide. For best results a second application is needed.

Marestail	Prickly lettuce
Pennsylvania Smartweed	Lambsquarters
Velvetleaf	Morningglory
Malva (Cheeseweed)	Cheatgrass
Fall Panicum	Knotweed
Giant Ragweed	Volunteer wheat
Kochia	Perennial Weeds (suppression only)
Cocklebur	Barnyardgrass
Tansymustard	Broadleaf signalgrass
	Sedges

### Improved Control of Perennial and Annual Broadleaf Weeds

When perennial broadleaf weeds such as Canada thistle, bindweed, dandelion, etc. or difficult to control annual broadleaf weeds such as giant ragweed or morningglory are present, tankmixes with 2,4-D ester (Low Volatile), 2,4-DB or dicamba (Banvel®) herbicide, where labeled, will help improve control. Tank mixing the amine formulation of 2,4-D with GRAMOXONE EXTRA may result in reduced grass control.

### Order of Tank Mixing

In general, GRAMOXONE EXTRA tankmixes with other products should be mixed as follows:

1. Fill spray tank ½ full with clean water or other approved carriers such as clear liquid fertilizer.
2. Begin tank agitation and continue throughout mixing and spraying.
3. Add dry formulations (WP, DF, etc.) to tank.
4. Add liquid formulations (SC, EC, L, etc.) to tank.
5. Add GRAMOXONE EXTRA to tank.
6. Add nonionic surfactant to tank.
7. Fill remainder of spray tank.

Always refer to labels of other pesticide products for mixing directions and precautions which may differ from those outlined here.

Since many of the herbicides listed on this label are available in several types of formulations, it is advisable to perform a jar test to check physical compatibility.

## GENERAL PRECAUTIONS AND RESTRICTIONS

**EQUIPMENT/CONTAINER:** Flush all spray equipment with water after use each day. GRAMOXONE EXTRA is corrosive to aluminum. Aluminum spray equipment and aluminum aircraft structures that are exposed to spray solution or spray drift should be flushed thoroughly with water immediately after use.

In dry areas, dust stirred up by high winds or equipment tires can coat weed leaves and reduce GRAMOXONE EXTRA activity. Avoid applying GRAMOXONE EXTRA in extremely dusty conditions.

## **LIMITATIONS AND PRECAUTIONS**

- **DO NOT** use around home gardens, schools, recreational parks, or playgrounds.
- In preplant and preemergence (to the crop) uses, do not apply to soils lacking clay minerals, i.e., peat, muck, pure sand, artificial planting media.
- Seedbeds and plantbeds should be formed as far ahead of planting and treatment as possible to permit maximum weed and grass emergence prior to treatment.
- Seeding or transplanting should be done with a minimum amount of soil disturbance.
- GRAMOXONE EXTRA used for preplant weed control over the top of plastic mulch may damage transplants which come in contact with the plastic. Sufficient rainfall or sprinkler irrigation to cause wash-off prior to planting may be needed to prevent damage to the crop.
- Weeds and grasses emerging after application of GRAMOXONE EXTRA will not be controlled or suppressed.
- Unless otherwise indicated, crop plants emerged at time of application may be severely injured or killed if contacted by sprays of GRAMOXONE EXTRA.

## **APPLICATION INSTRUCTIONS**

The following tables indicate use patterns, rates, minimum spray volumes, preharvest intervals and other precautions, restrictions and comments specific to each crop. Read and follow directions carefully.

Crop	Use Pattern	GRAMOXONE EXTRA Rate Per Acre	Minimum Total Spray Per Acre	Grazing or Preharvest Interval (Days)	Precautions, Restrictions and Comments
<b>ALFALFA</b>  New seedlings (California only)	Broadcast	0.4 - 1.6 pints See Table on page ___	Ground: 10 gal Air: 5 gal	70	<ul style="list-style-type: none"> <li>• Apply during late winter or early spring.</li> <li>• Do not cut or harvest within 70 days after application.</li> <li>• Do not apply more than once during the first growing season.</li> <li>• Caution: Seedling alfalfa stands will be reduced and replanting may be necessary.</li> <li>• Not recommended for seedling alfalfa grown for seed.</li> <li>• Alfalfa foliage present at time of application will be burned.</li> </ul>
<b>ALFALFA</b>  (No-till or conventional planting)	Preplant or Preemergence Broadcast or Banded Over- Row	1.6 - 3.2 pints	Ground: 10 gal Air: 5 gal	-	<ul style="list-style-type: none"> <li>• Apply prior to emergence of the crop.</li> <li>• Crop plants emerged at time of application will be killed.</li> <li>• Seeding should be done with a minimum amount of soil disturbance.</li> </ul>

21 7 68

Crop	Use Pattern	GRAMOXONE EXTRA Rate Per Acre	Minimum Total Spray Per Acre	Grazing or Preharvest Interval (Days)	Precautions, Restrictions and Comments
<p><b><u>ALFALFA</u></b></p> <p>Dormant season on established plantings</p> <p>Region A - See map at end of Alfalfa section.</p>	Broadcast	1.5 - 2.5 pints	Ground: 10 gal Air: 5 gal	42	<ul style="list-style-type: none"> <li>• For control of weeds, including bluegrass, chickweed, henbit, downy brome, ryegrass, cheatgrass, dogfennel, tansymustard, london rocket, sowthistle, rescue brome, wild oats, and other winter annuals; and suppression of perennial weeds.</li> <li>• Do not apply if <u>fall regrowth</u> following last fall cutting is greater than 6", or if <u>spring regrowth</u> is more than 2".</li> <li>• Apply to well-established stands (at least one year old) after the crop is dormant.</li> <li>• Alfalfa foliage present at the time of application will be burned which may reduce the yield of the first cutting.</li> <li>• Do not cut or harvest within 42 days of application.</li> <li>• Do not apply more than once per season.</li> <li>• Tank mix with metribuzin (Lexone or Sencor) for improved burndown of weed vegetation and residual weed control. Consult the metribuzin product label for a list of weeds controlled, rates of application, and precautions.</li> </ul>
<p><b><u>ALFALFA</u></b></p> <p>Dormant season Tankmix with Velpar® L herbicide</p> <p>Region A - See map at end of Alfalfa section.</p>	Broadcast	0.8 - 1.6 pints	Ground: 10 gal Air: 10 gal	42	<ul style="list-style-type: none"> <li>• For control of weeds such as chickweed, downy brome and tansymustard.</li> <li>• Use the 0.8 pt rate of GRAMOXONE EXTRA when weeds and grasses are less than 4" tall.</li> <li>• Mix with 1 to 2 qts. of Velpar L per acre.</li> <li>• Use the lower rate of Velpar L on loamy sands or sandy loams. Refer to Velpar L label for directions, limitations, cautions and for a list of weeds controlled.</li> <li>• Apply once to established alfalfa stands during the dormant season.</li> <li>• Do not apply if <u>fall regrowth</u> following last fall cutting is greater than 6", or if <u>spring regrowth</u> is more than 2".</li> <li>• Do not apply to alfalfa during the first season after seeding.</li> <li>• Temporary chlorosis may occur on alfalfa regrowth.</li> <li>• Stress which may be caused in part by low fertility, disease, insects, winterkill, over cutting, drought or frost may increase the chances of crop injury.</li> <li>• <b>DO NOT USE</b> on gravelly or rocky soils, exposed subsoils, hardpan, sand or poorly drained alkaline soils as crop injury, including mortality, may result.</li> <li>• Do not cut or harvest within 42 days of application</li> </ul>

22 2 68

Crop	Use Pattern	GRAMOXONE EXTRA Rate Per Acre	Minimum Total Spray Per Acre	Grazing or Preharvest Interval (Days)	Precautions, Restrictions and Comments
<p><b><u>ALFALFA</u></b></p> <p><b>Dormant Season</b></p> <p>On established plantings: Region B- See map at end of Alfalfa section.</p> <p>On fall-seeded, newly established stands less than 1-year-old: Region A- See map at end of Alfalfa section.</p> <p>On fall-seeded, newly established stands less than 1- year-old: Region B- See map at end of Alfalfa section.</p>	<p>Broadcast</p> <p>Broadcast</p> <p>Broadcast</p>	<p>0.8 - 1.6 pints</p> <p>0.8 - 1.6 pints</p> <p>0.4 - 1.0 pints</p>	<p>Ground: 10 gal Air: 5 gal</p> <p>Ground: 10 gal Air: 5 gal</p> <p>Ground: 10 gal Air: 5 gal</p>	<p>60</p>	<ul style="list-style-type: none"> <li>• For desiccation of weeds, including London rocket, sowthistle, rescue brome, wild oats, chickweed, ryegrass, bluegrass, cheatgrass, dogfennel, tansymustard, henbit, downy brome, and other winter annuals; and suppression of perennial weeds</li> <li>• Apply during late fall or winter months after the last fall cutting and before first spring cutting.</li> <li>• In the California counties of Orange, Riverside and all counties north of these counties, do not apply if <b>spring regrowth</b> after grazing or cutting is more than 2 inches. In all other areas within Region B, do not apply if <b>regrowth</b> after grazing or cutting is more than 2 inches.</li> <li>• Do not harvest within 60 days of application.</li> <li>• CAUTION: Applications to alfalfa that is not dormant, or has broken dormancy, may result in stand and/or yield reductions. Replanting may be necessary. Green alfalfa foliage present at the time of application will be burned.</li> <li>• Total hay yield of first cutting may be reduced in alfalfa fields with severe weed infestation. This reduction will usually be directly proportionate to the loss of weed weight.</li> <li>• Do not apply more than once per season.</li> <li>• Tank mix with metribuzin (Lexone or Sencor) for improved burndown of weed vegetation and residual weed control in <u>dormant established</u> (at least 1-year old) alfalfa. Consult the metribuzin product label for a list of weeds controlled, rates of application, and precautions.</li> <li>• Do not apply tankmix with metribuzin on newly established (less than 1-year old) alfalfa.</li> </ul> <p><b>California</b></p> <ul style="list-style-type: none"> <li>• For desiccation of weeds including bluegrass, ryegrass, shepherdspurse, chickweed, tansymustard, foxtail, sowthistle and groundsel.</li> <li>• Use high rate if ryegrass, shepherdspurse, sowthistle or groundsel is present.</li> </ul>

23768

Crop	Use Pattern	GRAMOXONE EXTRA Rate Per Acre	Minimum Total Spray Per Acre	Grazing or Preharvest Interval (Days)	Precautions, Restrictions and Comments
<p><b><u>ALFALFA</u></b></p> <p>Between-cuttings treatment in established plantings. (Includes first year alfalfa) (All states East of the Rocky Mountains)</p> <p>(INSERT MAP BETWEEN THE ALFALFA AND ASPARAGUS TABLES)</p>	Broadcast	0.8 pints	Ground: 10 gal	30	<ul style="list-style-type: none"> <li>• Weeds much beyond the seedling stage and the stubble of weeds cut off during harvest will be less affected by this treatment.</li> <li>• Apply immediately after alfalfa has been removed for hay or silage.</li> <li>• Do not treat more than 5 days after cutting.</li> <li>• CAUTION: First year alfalfa stands and yields may be reduced if alfalfa is allowed to regrow more than two (2) inches.</li> <li>• Alfalfa foliage present at time of application will be burned.</li> <li>• In arid areas where moisture is limited, weed control may be reduced.</li> <li>• Do not cut or harvest within 30 days of application.</li> <li>• Make 1 to 3 applications, as needed, during the growing season. These sprays may be applied in addition to a dormant application.</li> <li>• For first year alfalfa, do not apply more than twice during the first growing season.</li> </ul>
<b><u>ALMONDS</u></b>	Directed Spray	1 - 3.2 pints	Ground: 10 gal	-	<ul style="list-style-type: none"> <li>• Do not allow spray to contact green stems (except suckers) or foliage.</li> <li>• Use a shield or wrap plant when spraying around young trees or vines.</li> <li>• Do not graze treated areas.</li> <li>• Do not feed cover crops grown in treated areas to livestock.</li> <li>• Do not apply when nuts to be harvested are on the ground</li> <li>• For mature woody weeds, perennial weeds, late germinating weeds and green suckers, retreatment or spot treatments may be necessary.</li> </ul>
<b><u>ASPARAGUS</u></b>	Preplant or Preemergence Broadcast or Banded Over-Row	1.6 - 3.2 pints	Ground: 10 gal Air: 5 gal	-	<ul style="list-style-type: none"> <li>• Apply prior to emergence of the crop.</li> <li>• Crop plants emerged at time of application will be killed</li> </ul>

278



Crop	Use Pattern	GRAMOXONE EXTRA Rate Per Acre	Minimum Total Spray Per Acre	Grazing or Preharvest Interval (Days)	Precautions, Restrictions and Comments
<b><u>ASPARAGUS</u></b>  Preemergence to established plantings at least 2 years old	Broadcast or Banded Over- Row	1.6 - 3.2 pints	Ground: 10 gal Air: 5 gal	6	<ul style="list-style-type: none"> <li>• Apply prior to emergence of crop or after last harvest.</li> <li>• Crop plants emerged at time of planting will be killed.</li> <li>• May be tank mixed with Princep herbicide for residual control. Refer to Princep label for specific directions, limitations, cautions and for a list of weeds controlled.</li> </ul>

25 7 68

Crop	Use Pattern	GRAMOXONE EXTRA Rate Per Acre	Minimum Total Spray Per Acre	Grazing or Preharvest Interval (Days)	Precautions, Restrictions and Comments
<p><b><u>BEANS, DRY</u></b></p> <p>Sweet lupin            White sweet lupin            White lupin            Grain lupin</p> <p>Adzuki beans            Asparagus beans            Black beans            Broad beans            Field beans            Garbonzo beans            Kidney beans            Lablab beans            Lima beans            Moth beans            Mung beans            Navy beans            Pinto beans            Rice beans            Snap beans            Tepary beans            Urd beans            Wax beans</p> <p>Blackeyed peas            Chickpeas            Cowpeas            Crowder peas            Southern peas</p> <p>Catjang            Guar</p>	Harvest-Aid	1 - 1.5 pints	Ground: 20 gal Air: 5 gal	7	<ul style="list-style-type: none"> <li>• Add spreader (nonionic) at 1 quart per 100 gallons of spray mix</li> <li>• For vining type beans or bush type with lush growth, use a single application of the higher rate.</li> <li>• May also be applied as a split application. <b>DO NOT</b> make more than 2 applications or exceed a total of 1.5 pints per acre. The split application may improve vine coverage.</li> <li>• Apply when the crop is mature and at least 80% of the pods are yellowing and mostly ripe with no more than 40% (<u>bush type beans</u>) or 30% (<u>vine type beans</u>) of the leaves still green in color.</li> <li>• <b>DO NOT</b> apply when weather conditions favor spray drift. A drift control agent may be included to reduce spray drift.</li> <li>• NOT REGISTERED FOR USE ON DRY BEANS IN CALIFORNIA</li> </ul>

00807

Crop	Use Pattern	GRAMOXONE EXTRA Rate Per Acre	Minimum Total Spray Per Acre	Grazing or Preharvest Interval (Days)	Precautions, Restrictions and Comments
<b>BERRIES</b> Blackberries Blueberries Boysenberries Currant Elderberry Gooseberry Huckleberry Loganberry Raspberries	Postemergence Directed Spray	1.6 - 3.2 pints	Ground: 50 gal	-	<ul style="list-style-type: none"> <li>• Apply before emergence of new canes or shoots as injury to those canes or shoots can occur.</li> <li>• Apply as a coarse spray to avoid crop injury from fine spray mist</li> </ul>
<b>CACAO</b>	Directed Spray	1.6 - 3 pints	Ground: 50-200 gal	1	<ul style="list-style-type: none"> <li>• Apply when weeds are succulent and growth is from 1-6 inches.</li> <li>• For mature woody weeds, late-germinating weeds and grasses and for perennials; retreatment or spot treatment may be necessary.</li> <li>• Do not allow spray to contact cacao plants as injury may result. Use a shield for young trees.</li> <li>• Do not spray under windy conditions.</li> <li>• Do not graze treated areas or feed treated cover crops to livestock.</li> </ul>
<b>CASSAVAS, TANIERS &amp; YAMS</b> (Puerto Rico only)	Shielded Post Directed Spray	1.6 pints	Ground: 50 gal	90	<ul style="list-style-type: none"> <li>• Apply when weeds are succulent and growth is 1-6 inches.</li> <li>• On cassavas and taniers, do not make more than 3 applications per crop season.</li> <li>• On yams do not make more than 2 applications per crop season</li> <li>• Do not allow spray to contact cassavas, tanier or yam plants as injury may result.</li> <li>• Do not spray under windy conditions.</li> <li>• Do not graze treated areas or feed treated forage to livestock.</li> </ul>

27 2 68

Crop	Use Pattern	GRAMOXONE EXTRA Rate Per Acre	Minimum Total Spray Per Acre	Grazing or Preharvest Interval (Days)	Precautions, Restrictions and Comments
<b>CHEMICAL FALLOW</b> General Information			Ground: 5 gal Air: 5 gal See Precautions, Restrictions and Comments		<ul style="list-style-type: none"> <li>• Use higher spray volumes for better coverage as density of stubble, crop residue or weeds increase.</li> <li>• To control volunteer wheat or downy brome, fall-applied treatments generally work best with GRAMOXONE EXTRA. If possible, tank mix with Atrazine or Bladex for maximum burndown and residual control.</li> <li>• Apply from immediately after harvest up to emergence of the newly seeded crop as a broadcast or band treatment.</li> <li>• Cut wheat as high as possible to avoid cutting weeds too short, and allow the weeds to grow at least 2-3 inches after harvest before applying GRAMOXONE EXTRA.</li> <li>• The addition of dicamba (Banvel) or 2,4-D ester (Low Volatile) may aid in the suppression of emerged perennial broadleaf weeds and large annual broadleaf weeds.</li> <li>• Refer to 2,4-D ester (Low Volatile), dicamba (Banvel) or residual herbicide label(s) for directions, limitations, cautions and for a listing of weeds controlled.</li> <li>• For extended weed control during the fallow period, tankmixes with registered residual herbicide combinations other than those listed on this label are permissible.</li> <li>• Weeds taller than 6 inches may not be controlled.</li> <li>• Weeds and grasses emerging after application will not be controlled.</li> <li>• Crop plants emerged at the time of application will be killed.</li> <li>• By ground application, apply 5-60 gallons of spray mix per acre. If applying at &lt;10 GPA by ground, utilize the following additional precautions:               <ul style="list-style-type: none"> <li>- Do not apply with floaters or exceed a speed of 10 MPH</li> <li>- Apply with flat fan nozzles only at 30-40 PSI</li> <li>- Apply only in a tankmix with atrazine at a minimum of 0.5 lbs ai/acre;</li> <li>- By air, apply in 5-10 gallons of spray mix per acre.</li> </ul> </li> </ul>

28 7 68

Crop	Use Pattern	GRAMOXONE EXTRA Rate Per Acre	Minimum Total Spray Per Acre	Grazing or Preharvest Interval (Days)	Precautions, Restrictions and Comments
<b>CHEMICAL FALLOW</b>  Continuous Wheat 2-3 Month Recropping Interval	Broadcast	Weeds 1-3": 0.8-2 pts Weeds 3-6": 2-2.5 pts Weeds 6": 2.5-3.2 pts	Ground: 5 gal Air: 5 gal	-	<ul style="list-style-type: none"> <li>• Make application at least 45 days prior to seeding.</li> <li>• Use at least 1.6 pints of GRAMOXONE EXTRA per acre with a PSI (see page __) for volunteer wheat or downy brome control in the spring.</li> <li>• Tank mix with Bladex for enhanced burndown, however, low rates (less than 2 lbs active) of Bladex may not provide complete control of volunteer wheat and downy brome.</li> <li>• Refer to the Bladex label for specific use rates for your soil type, use directions, cautions and a list of weeds controlled.</li> <li>• Refer to the Chemical Fallow General Information section.</li> </ul>
<b>CHEMICAL FALLOW</b>  Wheat-Fallow-Wheat Rotations (Fall applied after harvest, seeded 12-14 months later)	Broadcast	Weeds 1-3": 0.8-2 pts Weeds 3-6": 2-2.5 pts Weeds 6": 2.5-3.2 pts	Ground: 5 gal Air: 5 gal	-	<ul style="list-style-type: none"> <li>• Spray before weeds produce seed.</li> <li>• Volunteer wheat and downy brome control are better with late August or early September applications</li> <li>• Tank mix with Atrazine and/or Bladex, Marksman® herbicide, or Command® herbicide for enhanced burndown and residual weed control.</li> <li>• Tank mix with metribuzin (Sencor 75DF) for burndown and residual control of grass and broadleaf weeds.</li> <li>• Refer to the product labels for specific use rates for your soil type, use directions, cautions and a list of weeds controlled.</li> <li>• Refer to the Chemical Fallow General Information section.</li> </ul>

29 7 68

Crop	Use Pattern	GRAMOXONE EXTRA Rate Per Acre	Minimum Total Spray Per Acre	Grazing or Preharvest Interval (Days)	Precautions, Restrictions and Comments
<b>CHEMICAL FALLOW</b>  Wheat-Fallow-Wheat Rotations (Spring applied; seeded 3-5 months later)		Weeds 1-3": 0.8-2 pts Weeds 3-6": 2-2.5 pts Weeds 6": 2.5-3.2 pts	Ground: 5 gal Air: 5 gal		<ul style="list-style-type: none"> <li>• Application should be made March 1 to April 15, prior to spring rains to conserve moisture.</li> <li>• Volunteer wheat is easier to control after the boot stage, but soil moisture loss will be greater.</li> <li>• Use at least 1.6 pints of GRAMOXONE EXTRA per acre with a PSI (see page __) for volunteer wheat or downy brome control in the spring.</li> <li>• Tank mix with Bladex for enhanced burndown, however, low rates (less than 2 lbs active) of Bladex may not provide complete control of volunteer wheat and downy brome.</li> <li>• Refer to the Bladex label for specific use rates for your soil type, use directions, cautions and a list of weeds controlled.</li> <li>• Refer to the Chemical Fallow General Information section.</li> <li>• Tank mix with metribuzin (Sencor 75DF) for burndown and residual control of grass and broadleaf weeds.</li> <li>• Refer to the metribuzin (Sencor 75DF) label for use rates for your soil type, use directions, cautions, and weeds controlled.</li> </ul>
<b>CHEMICAL FALLOW</b>  Wheat-Annual Crop <sup>1</sup> -Wheat Rotations (Fall applied in wheat stubble)	Broadcast	Weeds 1-3": 0.8-2 pts Weeds 3-6": 2-2.5 pts Weeds 6": 2.5-3.2 pts	Ground: 5 gal Air: 5 gal	-	<ul style="list-style-type: none"> <li>• Tank mix with Atrazine and/or Bladex or Marksman for enhanced burndown and residual weed control. Refer to the labels for specific use rates for your soil type, use directions, cautions, and a list of weeds controlled.</li> <li>• Spray after wheat harvest and before weeds produce seed. If grasses such as foxtails or barnyardgrass recover, respray before they develop seed.</li> <li>• Volunteer wheat and downy brome are easier to control with late August to November applications.</li> <li>• Refer to the Chemical Fallow General Information section.</li> </ul>

30768

Crop	Use Pattern	GRAMOXONE EXTRA Rate Per Acre	Minimum Total Spray Per Acre	Grazing or Preharvest Interval (Days)	Precautions, Restrictions and Comments
<p><b>CHEMICAL FALLOW</b></p> <p>Wheat-Annual            Crop-Wheat            Rotations            (Spring applied            prior to planting            an annual crop<sup>1</sup>)</p> <p><sup>1</sup> Approved            Annual Crops            are grain            sorghum, corn,            wheat, or proso            millet.</p>	<p>Broadcast</p>	<p>Weeds 1-3": 0.8-2 pts            Weeds 3-6": 2-2.5 pts            Weeds 6": 2.5-3.2 pts</p>	<p>Ground: 5 gal            Air: 5 gal</p>		<ul style="list-style-type: none"> <li>• Tank mix with Atrazine and/or Bladex for enhanced burndown and residual weed control. Refer to the labels for specific use rates for your soil type, use directions, cautions, and a list of weeds controlled.</li> <li>• Use at least 1.6 pints of GRAMOXONE EXTRA per acre with a PSI (see page __) for volunteer wheat or downy brome control in the spring.</li> <li>• Tank mix with Bladex for enhanced burndown, however, low rates (less than 2 lbs active) of Bladex may not provide complete control of volunteer wheat and downy brome.</li> <li>• Follow the Atrazine recommendations pertaining to soil pH and recropping intervals.</li> <li>• Refer to the Chemical Fallow General Information section.</li> </ul>

3/28/68

Crop	Use Pattern	GRAMOXONE EXTRA Rate Per Acre	Minimum Total Spray Per Acre	Grazing or Preharvest Interval (Days)	Precautions, Restrictions and Comments
<p><b><u>CLOVER AND OTHER LEGUMES<sup>1</sup></u></b>            Dormant Season</p> <p>On established plantings:            Region A- See map at end of Alfalfa section.</p> <p>On established plantings:            Region B- See map at end of Alfalfa section.</p> <p>On fall-seeded, newly established stands less than 1- year-old:            Region A- See map at end of Alfalfa section.</p> <p>On fall-seeded, newly established stands less than 1-year-old:            Region B- See map at end of Alfalfa section.</p>	Broadcast	1.5 - 2.5 pints	Ground: 10 gal Air: 5 gal	60	<ul style="list-style-type: none"> <li>• For desiccation of weeds, including London rocket, sowthistle, rescue brome, wild oats, chickweed, ryegrass, bluegrass, cheatgrass, dogfennel, tansymustard, henbit, downy brome, and other winter annuals, and suppression of perennial weeds.</li> <li>• Apply during late fall or winter months after the last fall cutting and before first spring cutting.</li> <li>• Do not apply if <u>regrowth</u> after grazing or cutting is more than 2 inches.</li> <li>• Do not harvest within 60 days of application.</li> <li>• CAUTION: Applications to clover or other legumes that are not dormant, or have broken dormancy, may result in stand and/or yield reductions. Replanting may be necessary. Green clover or other legumes foliage present at the time of application will be burned.</li> <li>• Clover or other legumes foliage present at the time of application will be discolored and temporarily stunted.</li> <li>• Total hay yield of first cutting may be reduced in clover or other legumes fields with severe weed infestation. This reduction will usually be directly proportionate to the loss of weed weight.</li> <li>• Do not apply more than once per season.</li> </ul> <p><b>California</b></p> <ul style="list-style-type: none"> <li>• For desiccation of weeds including bluegrass, ryegrass, shepherdspurse, chickweed, tansymustard, foxtail, sowthistle and groundsel.</li> <li>• Use high rate if ryegrass, shepherdspurse, sowthistle or groundsel is present.</li> </ul> <p><sup>1</sup>Other legumes include velvetbean, lespedeza, lupine, sainfoin, trefoil, vetch, crown vetch, and milk vetch.</p>
	Broadcast	0.8 - 1.6 pints	Ground: 10 gal Air: 5 gal	60	
	Broadcast	0.8 - 1.6 pints	Ground: 10 gal Air: 5 gal	60	
	Broadcast	0.4 - 1.0 pints	Ground: 10 gal Air: 5 gal	60	

32 8 68



Crop	Use Pattern	GRAMOXONE EXTRA Rate Per Acre	Minimum Total Spray Per Acre	Grazing or Preharvest Interval (Days)	Precautions, Restrictions and Comments																								
<b>CORN</b> <b>FIELD CORN</b> <b>POPCORN</b> <b>SWEET CORN</b> <b>SEED CORN</b> (Used alone)	Preplant or Preemergence Broadcast or Banded Over Row	Weeds 1-3": 0.8-2 pts Weeds 3-6": 2-2.5 pts Weeds 6": 2.5-3.2 pts	Ground: 10 gal Air: 5 gal		<ul style="list-style-type: none"> <li>• Includes field, fresh, sweet, forage, fodder and popcorn.</li> <li>• Seedbeds should be formed as far ahead of planting and treatment as possible to permit maximum weed and grass emergence.</li> <li>• Seeding should be done with a minimum amount of soil disturbance.</li> <li>• Weeds and grasses emerging after application will not be controlled. Crop plants emerged at time of application will be killed.</li> </ul>																								
<b>CORN</b>  Tank Mixes for No-till/Reduced Till	Preplant or Preemergence Broadcast or Banded Over Row	Weeds 1-3": 0.8-2 pts Weeds 3-6": 2-2.5 pts Weeds 6": 2.5-3.2 pts	Ground: 10 gal Air: 5 gal*	-	<ul style="list-style-type: none"> <li>• Apply as a broadcast spray before, during or after planting, but before crop emergence.</li> <li>• For improved burndown or residual control, GRAMOXONE EXTRA may be tank mixed with the following herbicides:               <table border="0" style="margin-left: 20px;"> <tr> <td>2,4-D Ester (Low Volatile)</td> <td>Harness</td> </tr> <tr> <td>Aatrex/Atrazine</td> <td>Harness Xtra</td> </tr> <tr> <td>Banvel</td> <td>Lasso® herbicide</td> </tr> <tr> <td>Bicep</td> <td>Linex</td> </tr> <tr> <td>Bicep Lite® herbicide</td> <td>Lorox</td> </tr> <tr> <td>Bladex</td> <td>Princep</td> </tr> <tr> <td>Dual® herbicide</td> <td>Prowl® herbicide</td> </tr> <tr> <td>Extrazine</td> <td>Simazine</td> </tr> <tr> <td>Frontier</td> <td>Surpass EC</td> </tr> <tr> <td>Griffex</td> <td>Surpass 100</td> </tr> <tr> <td>Guardsman</td> <td>Topnotch</td> </tr> <tr> <td>Harmony Extra (Preplant Only)</td> <td></td> </tr> </table> </li> <li>• GRAMOXONE EXTRA may also be tank mixed with AMBUSH® Insecticide.</li> <li>• Refer to respective product label(s) for rates of application, directions for use, limitations, cautions, and for a list of weeds or insects controlled.</li> </ul> <p>*Refer to respective product labels to determine if these products can be applied by air.</p>	2,4-D Ester (Low Volatile)	Harness	Aatrex/Atrazine	Harness Xtra	Banvel	Lasso® herbicide	Bicep	Linex	Bicep Lite® herbicide	Lorox	Bladex	Princep	Dual® herbicide	Prowl® herbicide	Extrazine	Simazine	Frontier	Surpass EC	Griffex	Surpass 100	Guardsman	Topnotch	Harmony Extra (Preplant Only)	
2,4-D Ester (Low Volatile)	Harness																												
Aatrex/Atrazine	Harness Xtra																												
Banvel	Lasso® herbicide																												
Bicep	Linex																												
Bicep Lite® herbicide	Lorox																												
Bladex	Princep																												
Dual® herbicide	Prowl® herbicide																												
Extrazine	Simazine																												
Frontier	Surpass EC																												
Griffex	Surpass 100																												
Guardsman	Topnotch																												
Harmony Extra (Preplant Only)																													

33 7 68

Crop	Use Pattern	GRAMOXONE EXTRA Rate Per Acre	Minimum Total Spray Per Acre	Grazing or Preharvest Interval (Days)	Precautions, Restrictions and Comments
<u>FIELD CORN</u> <u>POPCORN</u> <u>SWEET CORN</u> <u>SEED CORN</u>	Postemergence Directed Spray (Including Hooded or Shielded)	0.8 pints - 1.6 pints	Ground: 10 gal	-	<ul style="list-style-type: none"> <li>Apply when weeds are actively growing.</li> <li>Use higher rate on larger or hard to control weeds. Weeds 6 inches or taller may not be controlled.</li> <li>Severe damage and/or complete kill can occur if spray contacts corn plants.</li> </ul> <u>HOODED OR SHIELDED SPRAYERS</u> <ul style="list-style-type: none"> <li>To avoid excessive crop phytotoxicity, use a hooded or shielded sprayer with skids or wheels on the spray boom to maintain spray height.</li> <li>Apply by directing spray between the rows and using hooded or shielded sprayers to prevent spray contact with crop plants.</li> </ul> <u>DIRECTED SPRAY WITHOUT HOODED OR SHIELDED SPRAYERS</u> <ul style="list-style-type: none"> <li>Apply when corn is at least 10 inches tall with nozzles arranged to spray no higher than the lower 3 inches of corn stalks.</li> <li>Corn plants shorter than 10 inches may be injured and not recover (corn height measured from soil surface to top of whorl).</li> <li>For corn greater than 20 inches tall, arrange the nozzles to spray no higher than the lower 1/3 of the corn stalks.</li> <li>Corn foliage sprayed will be injured, but the crop will recover and develop normally.</li> </ul>
<u>FIELD CORN ONLY</u> (grain, fodder, forage)	Postemergence directed spray USDA witchweed eradication program	1.6 pints	Ground: 10 gal	-	<ul style="list-style-type: none"> <li>Initiate sprays in late June to early July and repeat in early August if regrowth occurs.</li> <li>Follow application instructions in postemergence directed spray section above.</li> </ul>
<u>FIELD CORN ONLY</u> (grain, fodder, forage)  2,4-D Amine Tankmix	Postemergence directed spray USDA witchweed eradication program	6.5 fl oz + 0.5 lbs 2,4-D Amine AE	Ground: 10 gal	-	<ul style="list-style-type: none"> <li>Apply as a directed spray onto grassy weeds and witchweed before witchweed blooms. Reapply if regrowth occurs.</li> <li>Follow application instructions in postemergence directed spray section above.</li> </ul>
<u>COTTON</u> (Used alone)	Preplant or Preemergence	1.6 - 3.2 pints	Ground: 10 gal Air: 5 gal	-	<ul style="list-style-type: none"> <li>Apply prior to, during or after planting, but before crop emergence.</li> <li>For fallow bed treatment, beds should be preformed to permit maximum weed and grass emergence prior to treatment.</li> <li>Seeding should be done with a minimum of soil disturbance.</li> </ul>

34 of 68

Crop	Use Pattern	GRAMOXONE EXTRA Rate Per Acre	Minimum Total Spray Per Acre	Grazing or Preharvest Interval (Days)	Precautions, Restrictions and Comments
<u>COTTON</u> (California only; Used alone)	Preplant	6.5 - 12.8 fl oz	Ground: 10 gal Air: 5 gal	-	<ul style="list-style-type: none"> <li>• For control of volunteer barley in preformed seedbeds.</li> </ul>
<u>COTTON</u> Goal® herbicide Tankmix	Preplant or Fallow Bed	0.8 - 3.2 pints	Ground or Air: 10 gal	-	<ul style="list-style-type: none"> <li>• Refer to Goal label for specific use directions and restrictions, and weeds controlled.</li> </ul>
<u>COTTON</u> Bladex Tankmix	Preplant	1.6 - 3.2 pints	Ground: 10 gal Air: 5 gal	-	<ul style="list-style-type: none"> <li>• Refer to Bladex label for specific use directions and restrictions and weeds controlled.</li> </ul>
<u>COTTON</u> Other Tankmixes	Preplant or Preemergence	1.6 - 3.2 pints	Ground: 10 gal Air: 5 gal	-	<ul style="list-style-type: none"> <li>• Apply as a broadcast spray before, during or after planting, but before crop emergence.</li> <li>• For improved burndown or residual control, GRAMOXONE EXTRA may be tank mixed with the following herbicides:               <ul style="list-style-type: none"> <li>- Cotoran® herbicide</li> <li>- Meturon® herbicide</li> <li>- Cotton-Pro® herbicide</li> <li>- Caparol® herbicide</li> <li>- Diuron</li> <li>- Harmony Extra (Preplant Only)</li> <li>- MSMA</li> <li>- Zorial® herbicide</li> <li>- Dual</li> <li>- Prowl</li> </ul> </li> <li>• When tank mixing with Cotoran DF or Meturon DF, follow mixing instructions in the "Order of Tank Mixing" section carefully and maintain constant agitation.</li> <li>• When tank mixing with any of the herbicides listed above, refer to that product's label for specific directions and restrictions and for a list of weeds controlled.</li> </ul>

35768

Crop	Use Pattern	GRAMOXONE EXTRA Rate Per Acre	Minimum Total Spray Per Acre	Grazing or Preharvest Interval (Days)	Precautions, Restrictions and Comments
<u>COTTON</u>	Harvest Aid			3	<p><b>Harvest Aid Use Precautions</b> (Applies to all sections)</p> <ul style="list-style-type: none"> <li>• Do not pasture livestock in treated fields or feed treated foliage.</li> <li>• Do not apply to cotton within 3 days before harvest.</li> <li>• Repeat application if necessary. Do not exceed a total of 1.6 pts per acre as a harvest aid.</li> <li>• May be tankmixed with other cotton harvest aid materials known to be effective by the local expert. Unless otherwise instructed in this label, refer to tankmix product label for rates, directions, limitations and cautions.</li> <li>• GRAMOXONE EXTRA can be applied in a tankmix with methyl-parathion and/or KARATE® insecticide.</li> <li>• Nodes above cracked bolls (NACB) timing is for guidance and is not intended to restrict the local expert in their use of the product.</li> </ul>
<p><b>SOUTHERN COTTON</b></p> <p>Harvest aid for boll opening and defoliation (Tank mix with phosphate and chlorate defoliant)</p>	Broadcast	6.5 fl oz plus 1 pt phosphate or 1 gal chlorate	Ground: 10 gal Air: 5 gal	7	<ul style="list-style-type: none"> <li>• Development of immature bolls will be inhibited.</li> <li>• Apply when 80% or more of the bolls are open and the remaining bolls to be harvested are mature.</li> </ul>

36 2 68

Crop	Use Pattern	GRAMOXONE EXTRA Rate Per Acre	Minimum Total Spray Per Acre	Grazing or Preharvest Interval (Days)	Precautions, Restrictions and Comments
<b>SOUTHERN COTTON</b>  Additional Tankmixes for boll opening and defoliation	Broadcast	2.5 - 4.0 oz	Ground: 10 gal Air: 5 gal	-	<ul style="list-style-type: none"> <li>To aid in defoliation and opening of mature bolls, GRAMOXONE EXTRA may be tank mixed with the following products:                ACCELERATE® defoliant                DEF® defoliant                DROPP® defoliant                ETHEPHON plant growth regulant                FOLEX® defoliant                HARVADE® harvest growth regulant                PREP™ PGR</li> <li>Apply when 60% or more of the bolls are open and the remaining bolls to be harvested are mature.</li> <li>Development of immature bolls will be inhibited.</li> <li>Refer to tank mix product label for rate, directions, limitations and cautions.</li> </ul>
<b>SOUTHERN COTTON</b>  Post Defoliation- To aid in opening of mature bolls and to desiccate green weeds	Broadcast	0.8 - 1.6 pints	Ground: 10 gal Air: 5 gal	3	<ul style="list-style-type: none"> <li>Use higher rate if weed infestation is heavy or dense.</li> <li>Apply when 75% or more of the bolls are open and remaining bolls to be harvested are mature.</li> <li>Development of immature bolls will be inhibited.</li> <li>After a defoliation or conditioning application has been made, delay desiccation application of GRAMOXONE EXTRA approximately 3-7 days to minimize leaf sticking.</li> </ul>
<b>WESTERN COTTON</b>  Harvest aid for boll opening and early defoliation	Broadcast	4.5-6.5 fl oz plus phosphate or sodium chlorate; and/or other compatible harvest aid products	Ground: 10 gal Air: 5 gal	-	<ul style="list-style-type: none"> <li>Use higher rate of GRAMOXONE EXTRA on rank cotton.</li> <li>Do not use more than 6.5 fl oz of GRAMOXONE EXTRA for early defoliation as excessive desiccation may occur.</li> <li>Early defoliation timing is when 60% or more of the bolls are open and the remaining bolls to be harvested are mature (approximately 4 NACB).</li> <li>Development of immature bolls will be inhibited.</li> <li>Do not use more than 4.0 lbs of actual sodium chlorate defoliants per acre at this early defoliation timing.</li> </ul>

3/2/98

Crop	Use Pattern	GRAMOXONE EXTRA Rate Per Acre	Minimum Total Spray Per Acre	Grazing or Preharvest Interval (Days)	Precautions, Restrictions and Comments								
<b>WESTERN COTTON</b>  Harvest aid for boll opening and mid-to-late defoliation	Broadcast	6.5 - 12.8 fl oz alone or tank mix with sodium chlorate, or phosphate defoliant and/or other compatible harvest aid products		3 (Alone)	<ul style="list-style-type: none"> <li>• In desert cotton areas or on rank vigorous cotton, use the 12.8 fl oz rate of GRAMOXONE EXTRA.</li> <li>• Mid-to-late defoliation timing is when 75% or more of the bolls are open and remaining bolls to be harvested are mature (approximately 3 or fewer NACB).</li> <li>• Development of immature bolls will be inhibited.</li> </ul>								
<b>COTTON</b> Stripper or Spindle Harvested  Harvest aid for defoliation and boll opening	Broadcast	2.5 - 9 fl oz	Ground: 10 gal Air: 5 gal	3	<ul style="list-style-type: none"> <li>• IT IS ADVISABLE, BECAUSE OF EXTREMES IN ENVIRONMENTAL AND PLANT CONDITIONS, TO APPLY THE RANGE OF RATES ON A SMALL BLOCK OF COTTON TO DETERMINE THE RATE THAT BEST FITS YOUR NEEDS.</li> <li>• Apply when 75% of the bolls are open and the remaining bolls to be harvested are mature.</li> <li>• DEVELOPMENT OF IMMATURE BOLLS WILL BE INHIBITED. SLICE BOLLS AND INSPECT THE SEED FOR MATURITY.</li> <li>• GRAMOXONE EXTRA may be applied alone or tank mixed with the following cotton harvest aids:               <table border="0" style="margin-left: 20px;"> <tr> <td>ACCELERATE® defoliant</td> <td>FOLEX® defoliant</td> </tr> <tr> <td>DEF® defoliant</td> <td>HARVADE® harvest growth regulant</td> </tr> <tr> <td>DROPP® defoliant</td> <td>ETHEPHON plant growth regulant</td> </tr> <tr> <td>PREP™ PGR</td> <td></td> </tr> </table> </li> <li>• May be applied as a split application. Do not exceed a total of 1.6 pts/Acre.</li> <li>• To avoid leaf sticking, apply GRAMOXONE EXTRA as a desiccant approximately 3-7 days after defoliation or a conditioning application and 7-14 days before harvest.</li> <li>• Cooler temperatures may cause a longer waiting period between application of GRAMOXONE EXTRA as a desiccant and defoliation/condition.</li> <li>• Lower rates in the range may be necessary south of I-10 in Texas where temperatures are typically higher during defoliation.</li> </ul>	ACCELERATE® defoliant	FOLEX® defoliant	DEF® defoliant	HARVADE® harvest growth regulant	DROPP® defoliant	ETHEPHON plant growth regulant	PREP™ PGR	
ACCELERATE® defoliant	FOLEX® defoliant												
DEF® defoliant	HARVADE® harvest growth regulant												
DROPP® defoliant	ETHEPHON plant growth regulant												
PREP™ PGR													

Crop	Use Pattern	GRAMOXONE EXTRA Rate Per Acre	Minimum Total Spray Per Acre	Grazing or Preharvest Interval (Days)	Precautions, Restrictions and Comments
<u>COTTON</u>  Late season desiccation	Broadcast	0.8 - 1.6 pints	Ground: 10 gal Air: 5 gal	3	<ul style="list-style-type: none"> <li>• IT IS ADVISABLE, BECAUSE OF EXTREMES IN ENVIRONMENTAL AND PLANT CONDITIONS, TO APPLY THE RANGE OF RATES ON A SMALL BLOCK TO DETERMINE THE RATE THAT BEST FITS YOUR NEEDS.</li> <li>• May be applied as a split application. Do not exceed a total of 1.6 pts/Acre.</li> <li>• Apply when 85% of the bolls are open and the remaining bolls to be harvested are mature (approximately 0 NACB).</li> <li>• Development of immature bolls will be inhibited. Slice bolls and inspect the seed for maturity.</li> <li>• Lower rates in the range may be necessary south of I-10 in Texas where temperatures are typically higher during defoliation.</li> <li>• If a defoliation or conditioning application has been made, delay desiccation application of GRAMOXONE EXTRA approximately 3-7 days to minimize leaf sticking.</li> <li>• May be tankmixed with other harvest aid materials known to the local expert to be effective.</li> </ul>
<u>COTTON</u>  Desiccation of Regrowth	Broadcast	0.8 - 1.6 pints	Ground: 10 gal Air: 5 gal	3	<ul style="list-style-type: none"> <li>• Use to desiccate regrowth occurring after defoliation or desiccation.</li> <li>• Regrowth is difficult to control, therefore, thorough coverage with the full recommended rate is necessary.</li> <li>• Control is dependent on growing conditions and desiccation of small new regrowth may not always be complete.</li> <li>• Use higher rate if regrowth is excessive.</li> </ul>
<u>EASTER LILIES</u> (Field grown)	Preemergence	1.6 - 3.2 pints	Ground: 10 gal	-	<ul style="list-style-type: none"> <li>• Do not apply more than twice per season.</li> </ul>

39 2 68

Crop	Use Pattern	GRAMOXONE EXTRA Rate Per Acre	Minimum Total Spray Per Acre	Grazing or Preharvest Interval (Days)	Precautions, Restrictions and Comments
<b>FALLOW LAND</b> Prior to planting of any crops.	Preplant Broadcast to Fallow Land	1.3 - 2.7 pints	Ground: 10 gal Air: 5 gal	-	<ul style="list-style-type: none"> <li>• Fallow land may be between operations such as disking, ripping, plowing, leveling, irrigating or listing for ground preparation purposes.</li> <li>• Use for the control of weeds such as bluegrass, chickweed, henbit, downy brome, ryegrass, cheatgrass, dog fennel, tansy mustard, London rocket, sowthistle, rescue brome, wild oats, volunteer cereals and other winter annuals and for suppression of perennial weeds or sedges.</li> <li>• Use the higher rate for weeds approaching the maximum size of 6".</li> <li>• Do not make more than two applications during the fallow period.</li> <li>• Allow maximum weed emergence prior to application to maximize the benefit of this use.</li> <li>• Adhere to the preharvest intervals and other crop specific restrictions for planted crops elsewhere on this label.</li> </ul>
<b>GRASSES</b> (For Seed) (For Use in Seedbed Preparation)	Preplant, At Planting, or Preemergence	1.6 pints - 3.2 pints	Ground: 10 gal	-	<ul style="list-style-type: none"> <li>• Prepare the seedbeds and allow weeds to germinate.</li> <li>• Apply GRAMOXONE EXTRA when weeds are at the 3 to 5 leaf stage.</li> <li>• Repeat applications as necessary prior to grass emergence</li> <li>• Do not graze treated areas or use the seed or straw from treated areas for animal feed or bedding.</li> </ul>
<b>GUAR</b> (Preharvest desiccation)	Preharvest	1.6 pints	Ground: 10 gal	4	<ul style="list-style-type: none"> <li>• Apply after the pods are fully mature.</li> <li>• Do not graze treated areas or use the treated forage for animal feed.</li> </ul>
<b>GUAVA</b>	Directed Spray	3.2 pints	Ground: 10 gal	-	<ul style="list-style-type: none"> <li>• Do not allow spray to contact green stems, fruit or foliage.</li> <li>• Do not graze treated areas.</li> <li>• Do not feed cover crops grown in treated areas to livestock.</li> <li>• For mature woody weeds, late-germinating weeds and grasses, and perennials, retreatment or spot spraying may be necessary.</li> </ul>

40 76



Crop	Use Pattern	GRAMOXONE EXTRA Rate Per Acre	Minimum Total Spray Per Acre	Grazing or Preharvest Interval (Days)	Precautions, Restrictions and Comments
<b>HOPS</b> (ID, OR, & WA only)	Directed Spray and/or Suckering and Stripping	1.6 pints	Ground: 10 gal	14	<ul style="list-style-type: none"> <li>• Retreatment or spot treatment may be necessary.</li> <li>• Do not apply more than 3 times per season.</li> <li>• Do not allow spray to contact green stems, foliage, flowers, or cones as injury may result.</li> <li>• Do not allow animals to graze in treated hopyards.</li> <li>• Hop vine refuse and silage may be fed to livestock.</li> <li>• For suckering and stripping, spray only the basal 2 ft. of the vines. Repeat as necessary.</li> <li>• Experience with varieties other than CASCADE, YAKIMA CLUSTER, and BULLION is limited. If using GRAMOXONE EXTRA on other varieties than these, test the use pattern on a small number of vines of each variety to determine sensitivity to injury. Do not use on unlisted varieties if unacceptable crop injury occurs.</li> <li>• Chemical Pruning: To burn back existing vines and obtain even emergence of subsequent vines, spray when vines are less than 3 ft tall.</li> <li>• APPLICATION TO HOP VINES LESS THAN 6 FT TALL MAY CAUSE UNACCEPTABLE INJURY.</li> </ul>
<b>LENTILS</b>	Harvest Aid	1 - 1½ pints	Ground: 20 gal Air: 7 gal	7	<ul style="list-style-type: none"> <li>• Add nonionic surfactant at 0.25% v/v (2 pints per 100 gallons) of the finished spray volume.</li> <li>• May also be applied as a split application. <u>DO NOT</u> make more than 2 applications or exceed a total of 1½ pints per acre. The split application may improve coverage.</li> <li>• Apply when crop is mature and at least 80% of the pods are yellowing and mostly ripe with no more than 30% of the leaves still green in color.</li> <li>• <u>DO NOT</u> apply when weather conditions favor spray drift. A drift control agent may be included to reduce spray drift (see drift minimization section on label).</li> <li>• NOT REGISTERED FOR USE ON LENTILS IN CALIFORNIA.</li> </ul>

41268

Crop	Use Pattern	GRAMOXONE EXTRA Rate Per Acre	Minimum Total Spray Per Acre	Grazing or Preharvest Interval (Days)	Precautions, Restrictions and Comments
<u>MINT</u> (Peppermint, Spearmint)	Dormant Season	1.2 - 2.4 pints	Ground: 10 gal Air: 5 gal	-	<ul style="list-style-type: none"> <li>• For suppression of weeds such as Italian ryegrass, prickly lettuce, groundsel, chickweed, downy brome and bluegrass.</li> <li>• Apply when crop is dormant before spring growth begins and when weeds are less than 6 inches tall.</li> <li>• Do not apply more than 2.4 pts per acre per season</li> <li>• May be tank mixed with Sinbar® herbicide (terbacil) weed killer for improved contact activity and residual control of Italian ryegrass, prickly lettuce and groundsel. Apply this tank mixture no more than once per season. Refer to the Sinbar label for rates, directions, and cautions and for a list of weeds controlled.</li> </ul>
<u>ONIONS</u> (seeded) <u>AND GARLIC</u>	Preplant or Preemergence	1.6 - 3.2 pints	Ground: 10 gal	60 200 (CA only)	<ul style="list-style-type: none"> <li>• Use the higher rate for heavy weed infestations or wild oat control. Apply only one application per season at the 3.2 pt per acre dosage.</li> <li>• Allow maximum weed and grass emergence prior to treatment but apply prior to crop emergence.</li> <li>• Apply a maximum of 3.2 pt per acre per season.</li> </ul>
<u>PASSION FRUIT</u>	Directed Spray	3.2 pints	Ground: 10 gal	-	<ul style="list-style-type: none"> <li>• Use a shield or wrap vine if bark is still green at application time.</li> <li>• If application is to be made during harvest season, pick all fruit off the ground prior to application.</li> <li>• Do not allow animals to graze on treated areas.</li> <li>• Retreatment or spot treatment may be necessary.</li> </ul>
<u>PEANUTS</u>	Broadcast At Ground Crack Postemergence	6.5 - 12.8 fl oz	Ground: 10 gal	-	<ul style="list-style-type: none"> <li>• To control or suppress small (1-6") emerged annual grass and broadleaf weeds in peanuts at ground crack. A second application may be made up to 28 days after ground crack.</li> <li>• Make no more than two applications per season and do not apply a total of more than 12.8 fl oz of product per acre per season.</li> <li>• For at ground crack use, GRAMOXONE EXTRA can be tank mixed with Pursuit® herbicide or Dual for residual weed control. Consult the Pursuit or Dual label for a list of weeds controlled, rates of application, and precautions.</li> <li>• Crop foliage sprayed will be injured in the form of bronzing and crinkling but the crop will recover and develop normally.</li> <li>• Do not apply by air.</li> </ul>

42  
7  
68

Crop	Use Pattern	GRAMOXONE EXTRA Rate Per Acre	Minimum Total Spray Per Acre	Grazing or Preharvest Interval (Days)	Precautions, Restrictions and Comments
<b>PEANUTS</b>  Basagran® herbicide tankmix	Broadcast At Ground Crack Postemergence	6.5 - 12.8 fl oz	Ground: 10 gal	-	<ul style="list-style-type: none"> <li>• For improved control of weeds such as cocklebur, bristly starbur, smartweed and prickly sida, tank mix GRAMOXONE EXTRA with Basagran at 1 pint/acre.</li> <li>• This tankmix can be applied at the ground crack stage of peanuts. A second application may be made up to 28 days after ground crack.</li> <li>• Make no more than two applications per season and do not apply a total of more than 12.8 fl oz of product per acre per season.</li> <li>• Crop foliage sprayed will be injured in the form of bronzing and crinkling but the crop will recover and develop normally.</li> <li>• Refer to the Basagran label for specific use directions, limitations, cautions and for a list of weeds controlled.</li> <li>• Do not apply this tankmix if peanuts show injury (leaf phytotoxicity and/or plant stunting) produced by any other herbicide treatment as injury may be enhanced and/or prolonged.</li> <li>• Do not apply this tankmix during prolonged periods of drought or unseasonably cold weather as unsatisfactory weed control may result.</li> <li>• Do not apply by air.</li> </ul>
<b>PEANUTS</b>  Butyrac® herbicide or Butoxone™ herbicide 200 tankmix	Broadcast Postemergence	6.5 - 12.8 fl oz	Ground: 10 gal	-	<ul style="list-style-type: none"> <li>• For improved control of weeds such as cocklebur, sicklepod and morningglory tank mix GRAMOXONE EXTRA with 8-16 oz (0.125-0.25 lbs) per acre of Butyrac or Butoxone 200.</li> <li>• Make no more than two applications per season and do not apply a total of more than 12.8 fl oz of product per season.</li> <li>• Crop foliage sprayed will be injured in the form of bronzing and crinkling but the crop will recover and develop normally.</li> <li>• Refer to the complete Butyrac or Butoxone 200 label for specific use directions, limitations, cautions and for a list of weeds controlled.</li> <li>• Do not apply by air.</li> </ul>
<b>PIGEON PEAS</b> (Puerto Rico only)	Directed Spray	1.6 pints	Ground: 10 gal	60	<ul style="list-style-type: none"> <li>• Avoid contact with pigeon pea foliage.</li> <li>• Do not make more than 1 application per season.</li> <li>• Do not graze treated areas or feed treated forage to livestock.</li> <li>• Cannery waste can be fed to livestock.</li> </ul>

43 26

Crop	Use Pattern	GRAMOXONE EXTRA Rate Per Acre	Minimum Total Spray Per Acre	Grazing or Preharvest Interval (Days)	Precautions, Restrictions and Comments
<u>PINEAPPLE</u>	Directed Spray	1.6 - 3.2 pints	Ground: 10 gal	20	<ul style="list-style-type: none"> <li>• Retreatment may be necessary on more mature weeds</li> <li>• Do not exceed 3 applications per season.</li> </ul>
<u>POTATO</u>	Preplant or Preemergence Broadcast	0.8 - 1.6 pints	Ground: 10 gal Air: 5 gal	-	<ul style="list-style-type: none"> <li>• Apply up to ground cracking, before potatoes have emerged.</li> </ul>
<u>POTATO</u> (California, Washington, Oregon, Idaho only; Used alone)	Preplant Broadcast	6.5 - 12.8 fl oz	Ground: 10 gal Air: 5 gal	-	<ul style="list-style-type: none"> <li>• For control of volunteer barley in preformed seedbeds.</li> </ul>

44 2 68

Crop	Use Pattern	GRAMOXONE EXTRA Rate Per Acre	Minimum Total Spray Per Acre	Grazing or Preharvest Interval (Days)	Precautions, Restrictions and Comments
<p><b>POTATO</b>  <b>Fresh Market Only</b>            Preharvest vine killing and weed desiccation</p> <p><b>For Use Only in the states of:</b>            Colorado, Delaware, Idaho, Illinois, Indiana, Kansas, Maine, Maryland, Massachusetts, Michigan, Minnesota, Nebraska, Nevada, New Jersey, New York, North Dakota, Ohio, Oregon, Pennsylvania, South Dakota, Utah, Washington, Wisconsin, and Wyoming.</p>	Broadcast	13 - 24 fl oz	Ground: 20 gal	3	<ul style="list-style-type: none"> <li>• <b>For Fresh Market Potatoes Only.</b> (Fresh Market Potatoes include potatoes that are sent directly from the field to a consumer, grocery store, or processor for use.)</li> <li>• <b>DO NOT</b> use on potatoes that will be stored as tuber decomposition may result.</li> <li>• Potatoes must be harvested promptly after desiccation and consumed or processed immediately.</li> <li>• <b>DO NOT</b> apply to drought stressed potato vines.</li> <li>• <b>DO NOT</b> use to desiccate the vines of seed potatoes as seed pieces may fail to germinate and grow normally.</li> <li>• <b>DO NOT</b> pasture livestock in treated potato fields.</li> <li>• <b>DO NOT</b> exceed 3.0 pts/acre per season.</li> <li>• Begin application when leaves begin to turn yellow.</li> <li>• Immature potato foliage is tolerant to GRAMOXONE EXTRA. Desiccation will not be complete under this condition.</li> <li>• Use 24 fl oz/acre rate where quick vine kill is desired.</li> <li>• Use two applications of 13 fl oz/acre when vine growth is dense. Split applications must be applied a minimum of five days apart.</li> </ul>

45 2 68

Crop	Use Pattern	GRAMOXONE EXTRA Rate Per Acre	Minimum Total Spray Per Acre	Grazing or Preharvest Interval (Days)	Precautions, Restrictions and Comments
<b>RICE</b>	Preplant or Preemergence Broadcast	Weeds 1-3": 1.5-2.0 pts Weeds 3-6": 2.0-2.5 pts Weeds 6": 2.5-3.2 pts	Ground: 10 gal Air: 5 gal		<ul style="list-style-type: none"> <li>Apply as a broadcast spray before, during or after planting, but before crop emergence. Use higher rates and spray volumes when vegetation is dense.</li> <li>Seeding should be done with a minimum amount of soil disturbance.</li> <li>Weeds and grasses emerging after application will not be controlled. Crop plants emerged at time of application will be killed.</li> <li>For improved or extended weed control, GRAMOXONE EXTRA may be tank mixed with other herbicides registered for this use. Refer to tankmix herbicide labels for specific directions, limitations, cautions and for a list of weeds controlled.</li> <li>Do not flood/flush within 48 hours of application in order to ensure complete kill of vegetation. If cool, cloudy and/or wet weather delays speed of kill, do not flood/flush until complete kill is evident.</li> </ul>
<b>SAFFLOWER</b>	Preplant or Preemergence Broadcast or Banded Over Row	1.6 - 3.2 pints	Ground: 10 gal Air: 5 gal	-	<ul style="list-style-type: none"> <li>Apply before, during, or after planting but before crop emergence.</li> </ul>
<b>SAFFLOWER</b> (California only)	Preplant Broadcast	6.5 - 12.8 fl oz	Ground: 10 gal Air: 5 gal	-	<ul style="list-style-type: none"> <li>For control of volunteer barley in preformed seedbeds.</li> </ul>
<b>SMALL GRAINS</b> (Barley, wheat)	Preplant or Preemergence	Weeds 1-3": 0.8-2 pts Weeds 3-6": 2-2.5 pts Weeds 6": 2.5-3.2 pts	Ground: 5 gal Air: 5 gal	-	
<b>SMALL GRAINS</b> (Wheat Only) Hoelon 3EC Tankmix	Preplant or Preemergence	Weeds 1-3": 0.8-2 pts Weeds 3-6": 2-2.5 pts Weeds 6": 2.5-3.2 pts	Ground: 5 gal Air: 5 gal	-	<ul style="list-style-type: none"> <li>A tankmix with Hoelon 3EC will improve grass control.</li> <li>Apply when weeds are actively growing and 1-6 inches in height. Weeds 6 inches or taller may not be controlled.</li> <li>Do not apply this tankmix to Barley as crop injury may result.</li> </ul>
<b>SORGHUM</b> (Grain)	Preplant or Preemergence Broadcast or Band	Weeds 1-3": 0.8-2 pts Weeds 3-6": 2-2.5 pts Weeds 6": 2.5-3.2 pts	Ground: 10 gal Air: 5 gal	48 (grain) 20 (forage)	<ul style="list-style-type: none"> <li>Seedbeds should be formed as far ahead of planting as possible to allow maximum weed and grass emergence.</li> <li>Seeding should be done with a minimum amount of soil disturbance.</li> </ul>

46768

Crop	Use Pattern	GRAMOXONE EXTRA Rate Per Acre	Minimum Total Spray Per Acre	Grazing or Preharvest Interval (Days)	Precautions, Restrictions and Comments
<b>SORGHUM</b> (Grain)  Atrazine & 2,4-D ester [Low Volatile] Tankmix	Preplant or Preemergence	Weeds 1-3": 0.8-2 pts Weeds 3-6": 2-2.5 pts Weeds 6": 2.5-3.2 pts	Ground: 10 gal Air: 5 gal	48 (grain) 20 (forage)	<ul style="list-style-type: none"> <li>GRAMOXONE EXTRA may be tank mixed with Atrazine for improved preemergence or residual weed control. The addition of 2,4-D ester (Low Volatile) may aid in the suppression of perennial and annual broadleaf weeds emerged at the time of application. Refer to the specific tankmix herbicide label(s) for rates, directions, limitations, and cautions and a list of weeds controlled.</li> </ul>
<b>SORGHUM</b> (Grain)  Harmony Extra Tankmix	Preplant	1.5 - 3 pints	Ground: 10 gal	48 (grain) 20 (forage)	<ul style="list-style-type: none"> <li>GRAMOXONE EXTRA may be tank mixed with Harmony Extra for improved weed control.</li> <li>Refer to the Harmony Extra label for rates, directions, limitations, and cautions and for a list of weeds controlled.</li> </ul>
<b>SORGHUM</b> (Grain)	Postemergence Directed Spray (Including Hooded or Shielded)	0.8 - 1.6 pints	Ground: 10 gal	48 (grain) 20 (forage)	<ul style="list-style-type: none"> <li>Apply when weeds are actively growing.</li> <li>Use higher rate on larger or hard to control weeds. Weeds 6 inches or taller may not be controlled.</li> <li>Severe damage and/or complete kill can occur if spray contacts sorghum plants.</li> <li>Do not exceed 2 postemergence-directed applications or exceed a total of 6.4 pints GRAMOXONE EXTRA per season.</li> </ul> <p><b>HOODED OR SHIELDED SPRAYERS</b></p> <ul style="list-style-type: none"> <li>To avoid excessive crop phytotoxicity, use a hooded or shielded sprayer with skids or wheels on the spray boom to maintain spray height.</li> <li>Apply by directing spray between the rows and using hooded or shielded sprayers to prevent spray contact with crop plants.</li> </ul> <p><b>DIRECTED SPRAY WITHOUT HOODED OR SHIELDED SPRAYERS</b></p> <ul style="list-style-type: none"> <li>Apply when sorghum is at least 12 inches tall when naturally standing.</li> <li>Do not exceed 30 psi nozzle pressure or spray under conditions which may cause excessive drift.</li> <li>Use precision directed-spray application equipment adjusted so that no more than the lower 3 inches of the sorghum stalk is contacted by the application spray.</li> <li>Some crop injury will occur. The degree of injury is related to the precision of application and spraying conditions.</li> </ul>

Crop	Use Pattern	GRAMOXONE EXTRA Rate Per Acre	Minimum Total Spray Per Acre	Grazing or Preharvest Interval (Days)	Precautions, Restrictions and Comments																					
<b>SOYBEANS</b>	Preplant or Preemergence	Weeds 1-3": 0.8-2 pts Weeds 3-6": 2-2.5 pts Weeds 6": 2.5-3.2 pts	Ground: 10 gal Air: 5 gal	-	<ul style="list-style-type: none"> <li>Do not exceed a total of 4.8 pints of GRAMOXONE EXTRA per season.</li> <li>Apply as a broadcast spray before, during or after planting, but before crop emergence.</li> <li>For improved burndown or residual control, GRAMOXONE EXTRA may be tank mixed with the following herbicides:               <table border="0" data-bbox="1369 641 2048 852"> <tr> <td>2,4-DB</td> <td>Linex</td> <td>Sencor</td> </tr> <tr> <td>Canopy</td> <td>Lorox</td> <td>Surflan® herbicide</td> </tr> <tr> <td>Dual</td> <td>Lorox Plus</td> <td>Turbo® herbicide</td> </tr> <tr> <td>Goal</td> <td>Prowl</td> <td></td> </tr> <tr> <td>Harmony Extra (Pre-plant Only)</td> <td>Pursuit herbicide</td> <td>Scepter® herbicide</td> </tr> <tr> <td>Lasso</td> <td></td> <td></td> </tr> <tr> <td>Lexone</td> <td></td> <td></td> </tr> </table> </li> <li>The rate of GRAMOXONE EXTRA to be used in these tank mixtures is dependent on weed height and growing conditions. Use the highest recommended rate of GRAMOXONE EXTRA under dry conditions or where the weed canopy is dense. Refer to the specific tank-mix herbicide label(s) for rates, directions, limitations, and cautions and for a list of weeds controlled.</li> <li>The lower rate may be used when weeds are less than 4" tall and a selective post-emergence spray or cultivation will be made within 3 weeks after planting.</li> <li>Seeding should be done with a minimum amount of soil disturbance.</li> <li>Do not graze or harvest for forage or hay before the R3 stage of soybean development (early pod).</li> </ul>	2,4-DB	Linex	Sencor	Canopy	Lorox	Surflan® herbicide	Dual	Lorox Plus	Turbo® herbicide	Goal	Prowl		Harmony Extra (Pre-plant Only)	Pursuit herbicide	Scepter® herbicide	Lasso			Lexone		
2,4-DB	Linex	Sencor																								
Canopy	Lorox	Surflan® herbicide																								
Dual	Lorox Plus	Turbo® herbicide																								
Goal	Prowl																									
Harmony Extra (Pre-plant Only)	Pursuit herbicide	Scepter® herbicide																								
Lasso																										
Lexone																										

48281



Crop	Use Pattern	GRAMOXONE EXTRA Rate Per Acre	Minimum Total Spray Per Acre	Grazing or Preharvest Interval (Days)	Precautions, Restrictions and Comments
<b>SOYBEANS</b>  2,4-D ester (Low Volatile) Tankmix	Preplant or Preemergence	Weeds 1-3": 0.8-2 pts Weeds 3-6": 2-2.5 pts Weeds 6": 2.5-3.2 pts	Ground: 10 gal Air: 5 gal	-	<ul style="list-style-type: none"> <li>● Apply 2,4-D ester (Low Volatile) at 0.35-0.475 lbs ai/A at least 7 days prior to planting.</li> <li>● Apply 2,4-D ester (Low Volatile) at 0.475-0.95 lbs ai/A at least 30 days prior to planting.</li> <li>● Do not apply 2,4-D ester (Low Volatile) prior to planting soybeans if you are not prepared to accept the results of soybean injury including possible loss of stand and yield.</li> <li>● Do not use the amine formulation as GRAMOXONE EXTRA activity may be reduced.</li> <li>● May be tank mixed with residual herbicides listed above.</li> <li>● Refer to the 2,4-D ester (Low Volatile) label for a list of rates, directions, limitations and cautions and for a list of weeds controlled.</li> </ul>

49 2 67

Crop	Use Pattern	GRAMOXONE EXTRA Rate Per Acre	Minimum Total Spray Per Acre	Grazing or Preharvest Interval (Days)	Precautions, Restrictions and Comments
<u>SOYBEANS</u>	Postemergence Directed Spray (Includes Hooded or Shielded)	3.2 - 6.4 fl oz	Ground: 10 gal	-	<ul style="list-style-type: none"> <li>● Apply when weeds are actively growing.</li> <li>● For control of seedling johnsongrass, crabgrass, goosegrass, <i>Brachiaria</i>, Texas millet and pigweed less than 2 inches tall, use the lower rate of GRAMOXONE EXTRA.</li> <li>● For control of 2-4 inch red rice, <i>Brachiaria</i>, barnyard grass, crabgrass, goosegrass, seedling johnsongrass, giant foxtail, and fall panicum, use 6.4 fl oz of GRAMOXONE EXTRA.</li> <li>● For control of 2-3 inch sicklepod, purslane, pigweed, cutleaf ground cherry, and common ragweed, use 6.4 fl oz of GRAMOXONE EXTRA.</li> <li>● For control of 2-4 inch grasses in mixture with common cocklebur, morningglory, and red rice, apply GRAMOXONE EXTRA at 6.4 fl oz per acre plus 0.2 lb active ingredient per acre of a 2,4-DB formulation.</li> <li>● Refer to the 2,4-DB label for directions, limitations, and cautions.</li> <li>● Do not graze or harvest for forage or hay.</li> <li>● If needed make a second and final application 7-14 days later.</li> </ul> <p><u>HOODED OR SHIELDED SPRAYERS</u></p> <ul style="list-style-type: none"> <li>● Apply by directing spray between the rows and using hooded or shielded sprayers to prevent spray contact with crop plants.</li> <li>● Use higher rate on larger (&lt;6 inches) or hard to control weeds. Weeds 6 inches or taller may not be controlled.</li> <li>● Severe damage and/or complete kill can occur if spray intentionally or accidentally (including drift of fine droplets) contacts the plants.</li> </ul> <p><u>DIRECTED SPRAY WITHOUT HOODED OR SHIELDED SPRAYERS</u></p> <ul style="list-style-type: none"> <li>● Do not treat if soybeans are less than 8 inches tall.</li> <li>● Use precision directed spray application equipment adjusted so that no more than the lower 3 inches of the soybean plant is contacted by the application spray.</li> <li>● Do not exceed 30 psi nozzle pressure or spray under conditions which may cause excessive drift.</li> <li>● Some crop injury will occur. The degree of injury is related to the precision of application and spraying conditions.</li> </ul>

50768

Crop	Use Pattern	GRAMOXONE EXTRA Rate Per Acre	Minimum Total Spray Per Acre	Grazing or Preharvest Interval (Days)	Precautions, Restrictions and Comments
<u>SOYBEANS</u>	Harvest Aid	6.5 - 12.8 fl oz	Ground: 20 gal Air: 5 gal		<ul style="list-style-type: none"> <li>• Indeterminant varieties: Apply when at least 65% of the seed pods have reached a mature brown color or when seed moisture is 30% or less.</li> <li>• Determinant varieties: Apply when plants are mature, i.e. beans are fully developed, 1/2 of leaves have dropped, and remaining leaves are yellowing.</li> <li>• Immature soybeans will be injured.</li> <li>• Mature cocklebur, especially drought-stressed plants, are tolerant to GRAMOXONE EXTRA and desiccation will not be complete. Always use the higher rate for cocklebur.</li> <li>• Do not apply within 15 days of harvest.</li> <li>• Do not graze or harvest for forage or hay.</li> </ul>
<u>STRAWBERRIE</u> <u>S</u>	Postemergence Directed Spray	1.6 pints	Ground: 20 gal	21	<ul style="list-style-type: none"> <li>• Apply by directing spray between the rows and using shields to prevent spray contact with crop plants.</li> <li>• Do not allow spray to contact strawberry plants as injury or excessive residues may result.</li> <li>• Do not apply more than 3 times per season.</li> <li>• Do not graze livestock in treated areas.</li> </ul>
<u>SUGAR BEETS</u>	Preplant or Preemergence	1.6 - 3.2 pints	Ground: 10 gal Air: 5 Gal	-	<ul style="list-style-type: none"> <li>• Use the higher rate for heavier weed infestations</li> <li>• Seeding or transplanting should be done with a minimum amount of soil disturbance.</li> <li>• Crop plants emerged at time of application will be killed.</li> <li>• Can be used in fallow bed/stale seedbed for weed control.</li> <li>• Seedbeds or plantbeds should be formed as far ahead of treatment as possible to permit maximum weed emergence.</li> </ul>
<u>SUGARCANE</u>	Postemergence Directed Spray (Includes Hooded or Shielded)				<p><u>General Comments</u></p> <ul style="list-style-type: none"> <li>• Apply as a hooded, shielded or directed spray to avoid contact with cane foliage to prevent leaf burn and yield reduction.</li> <li>• Make a second and final application, if necessary, when new weed growth is 2-6 inches high.</li> <li>• Do not graze treated areas or feed treated forage to livestock</li> </ul>

51768

Crop	Use Pattern	GRAMOXONE EXTRA Rate Per Acre	Minimum Total Spray Per Acre	Grazing or Preharvest Interval (Days)	Precautions, Restrictions and Comments
-- Florida --		1.6 pints	Ground: 50 gal	-	<ul style="list-style-type: none"> <li>• For optimum results, apply in early spring (March-April) when weeds are small.</li> <li>• Do not apply after June 1 as cane growth may be stunted and yields reduced.</li> </ul>
-- Hawaii --		1.6 pints	Ground: 20 gal	-	<ul style="list-style-type: none"> <li>• Do not apply after cane rows have closed in.</li> </ul>
-- Louisiana --		0.8 - 2.4 pints	Ground: 20 gal	30	<ul style="list-style-type: none"> <li>• For tiller control, apply when tillers are less than 18 inches high.</li> <li>• Use the higher rate for heavier weed infestations or tiller growth.</li> </ul>
-- Florida & Texas --	Harvest Aid	6.5 - 12.8 fl oz	Air: 5 gal	-	<ul style="list-style-type: none"> <li>• Use higher rate under cool, cloudy weather conditions.</li> <li>• Apply 3-14 days before burning and harvest.</li> </ul>
<b>SUNFLOWER</b>	Preplant or Preemergence Broadcast or Banded Over Row	1.6 - 3.2 pints	Ground: 10 gal Air: 5 gal	-	<ul style="list-style-type: none"> <li>• Apply before, during, or after planting but before crop emergence.</li> </ul>
<b>SUNFLOWER</b>	Preharvest Desiccation Broadcast	0.8 - 1.6 pts	Ground: 10 gal Air: 5 gal	7	<ul style="list-style-type: none"> <li>• Apply when sunflower seeds reach physiological maturity (when seed moisture is 35% or lower). For many varieties, this corresponds to the time when the back of the heads are yellow and the bracts are turning brown.</li> <li>• Do not graze treated areas or feed treated forage to livestock.</li> <li>• Use the higher rate when crop stands or weed infestations are heavy.</li> </ul>
<b>TARO, DRYLAND</b> (Hawaii Only)	Postemergence Directed Spray	1.5 - 2.5 pts	Ground: 10 gal	180	<ul style="list-style-type: none"> <li>• Do not allow spray to contact the taro plants as injury may result.</li> <li>• Make the first application when weed growth is 1 to 4 inches high</li> <li>• Weeds emerging after the application will not be controlled</li> <li>• A single re-treatment may be made; however, do not harvest dryland taro within 6 months of the last application.</li> </ul>

52  
7-68

Crop	Use Pattern	GRAMOXONE EXTRA Rate Per Acre	Minimum Total Spray Per Acre	Grazing or Preharvest Interval (Days)	Precautions, Restrictions and Comments
<u>TREE PLANTATION ESTABLISHMENT</u> Deciduous and Conifers	Preplant Broadcast	1.6 - 3.2 pints	Ground: 20 gal	-	<ul style="list-style-type: none"> <li>● Prepare ground early to allow maximum emergence of weeds.</li> <li>● Apply prior to planting. Plant with minimal soil disturbance.</li> <li>● Use the higher rate for heavier weed infestations.</li> <li>● For improved burndown or residual control, tank mix GRAMOXONE EXTRA with other herbicides labelled for this use.</li> <li>● Refer to the specific tankmix herbicide label(s) for rates, directions, limitations, and cautions and for a list of weeds controlled.</li> <li>● Do not apply in less than 20 gallons per acre as weed control will be reduced.</li> </ul>

Crop	Use Pattern	GRAMOXONE EXTRA Rate Per Acre	Minimum Total Spray Per Acre	Grazing or Preharvest Interval (Days)	Precautions, Restrictions and Comments
<b>TREES AND VINES</b> Orchards, Vineyards, Windbreak, Shade & Ornamental Trees Acerola Apples Apricots Avocados Bananas Beechnut Brazil Nut Butternut Calamondin Cashew Cherries Chestnut Chinquapin Citrus Citron Coffee Crabapple Figs Filberts Grapefruit Grapes Hickory Nut Kiwi Fruit Kumquat Lemon Lime Loquat Macadamia Nuts Mandarin Mayhaw	Directed Spray	1.6 - 3.2 pints	Ground: 10 gal	Apricots 28 Cherries 28 Figs 13 Kiwi Fruit 14 Nectarines 28 Olives 13 Peaches 14 Pistachios 7 Plums 28	<ul style="list-style-type: none"> <li>• Do not allow spray to contact green stems (except suckers), fruit or foliage.</li> <li>• Use a shield or wrap plant when spraying around young trees or vines.</li> <li>• Do not graze treated areas.</li> <li>• Do not feed cover crops grown in treated areas to livestock.</li> <li>• Do not apply when figs, nuts or olives to be harvested are on the ground.</li> <li>• For apricots - Do not harvest within 28 days after application and do not exceed 3 postemergence - directed applications per season.</li> <li>• For cherries - Do not harvest within 28 days after application and do not exceed 3 postemergence - directed applications per season.</li> <li>• For figs - Do not harvest within 13 days after application and do not exceed 5 postemergence-directed applications per season.</li> <li>• For grapes - treat when sucker growth is no more than 8" long. Late season applications to weeds should be made to avoid contact with desirable foliage.</li> <li>• For kiwi fruit - Do not treat more than 3 times per year.</li> <li>• For mature woody weeds, perennial weeds, late germinating weeds and green suckers, retreatment or spot treatment may be necessary.</li> <li>• For nectarines - Do not harvest within 28 days after application and do not exceed 3 postemergence - directed applications per season.</li> <li>• For olives - Do not harvest within 13 days after application and do not exceed 4 postemergence-directed applications per season.</li> <li>• For pistachios - Do not exceed two applications after shells split.</li> <li>• For peaches - Do not harvest within 14 days after application and do not exceed 3 postemergence - directed applications per season.</li> <li>• For plums - Do not harvest within 28 days after application and do not exceed 3 postemergence-directed applications per season.</li> </ul>

54  
 7  
 68

Crop	Use Pattern	GRAMOXONE EXTRA Rate Per Acre	Minimum Total Spray Per Acre	Grazing or Preharvest Interval (Days)	Precautions, Restrictions and Comments								
<u>TREES AND VINES</u> Nectarines Olives Orange (sour & sweet) Papayas Peaches Pears Pear, oriental Pecans Pistachios Plums Prunes Pummelo Quince Satsuma mandarin Walnuts Other shade and ornamental trees such as arborvitae, ash, elm, fir, oak, pine, etc.	Directed Spray	1.6 - 3.2 pints	Ground: 10 gal	Apricots 28 Cherries 28 Figs 13 Kiwi Fruit 14 Nectarines 28 Olives 13 Peaches 14 Pistachios 7 Plums 28									
<u>TREES AND VINES</u> Tankmixes	Directed Spray	1.6 - 3.2 pts	Ground: 10 gal	Refer to other TM labels	<ul style="list-style-type: none"> <li>GRAMOXONE EXTRA may be tank mixed with registered residual herbicides listed below for combined emerged and residual weed control. Always refer to other herbicide label(s) for respective precautions, limitations, restrictions, dates and directions for use and weeds controlled.</li> <li>GRAMOXONE EXTRA may be tank mixed with the following herbicides:               <table data-bbox="1340 1429 1808 1534"> <tr> <td>Goal</td> <td>Surflan</td> </tr> <tr> <td>Devrinol® herbicide</td> <td>Solicam® herbicide</td> </tr> <tr> <td>Princep</td> <td>Karmex</td> </tr> <tr> <td>Sinbar</td> <td>Krovar® I herbicide</td> </tr> </table> </li> </ul>	Goal	Surflan	Devrinol® herbicide	Solicam® herbicide	Princep	Karmex	Sinbar	Krovar® I herbicide
Goal	Surflan												
Devrinol® herbicide	Solicam® herbicide												
Princep	Karmex												
Sinbar	Krovar® I herbicide												

55 7 68

Crop	Use Pattern	GRAMOXONE EXTRA Rate Per Acre	Minimum Total Spray Per Acre	Grazing or Preharvest Interval (Days)	Precautions, Restrictions and Comments
TYFON (New Hampshire only)	Preplant Preemergence	1.6 - 3.2 pints	Ground: 10 gal	-	<ul style="list-style-type: none"> <li>• Seeding should be done with a minimum of soil disturbance.</li> <li>• Weeds and grasses emerging after treatment will not be controlled.</li> <li>• Crop plants emerged at time of application will be injured</li> </ul>

56768



Crop	Use Pattern	GRAMOXONE EXTRA Rate Per Acre	Minimum Total Spray Per Acre	Grazing or Preharvest Interval (Days)	Precautions, Restrictions and Comments
<b>VEGETABLES</b> (Seeded or Transplanted) Beans (Lima, Snap) Broccoli Brussels Sprouts Cabbage Cantaloupe Carrots Cauliflower Cavalo Broccolo Chayote Fruit Chinese Cabbage Chinese Waxgourd Citron Melon Collards Cucumber Eggplant Gherkin Gourd, Edible Groundcherry Momordica spp. Kale Kohlrabi Lettuce Mizuna Musk Melons Mustard Greens Mustard Spinach Peas Pepino Peppers Pumpkin Rape Greens	Preplant Preemergence	1.6 - 3.2 pints	Ground: 10 gal Air: 5 gal		<ul style="list-style-type: none"> <li>• Seedbeds or plantbeds should be formed as far ahead of treatment as possible to permit maximum weed emergence.</li> <li>• Applications can be made as a banded or broadcast treatment before, during or after planting but prior to the crop emergence.</li> <li>• Use the higher rate for heavier weed infestations.</li> <li>• Seeding or transplanting should be done with a minimum amount of soil disturbance.</li> <li>• Crop plants emerged at time of application will be killed.</li> <li>• Can be used in fallow bed/stale seedbed for weed control alone or tank mixed with Goal. Consult the Goal label for a list of weeds controlled, rates of application and precautions.</li> <li>• Do not harvest tomatoes within 30 days after application.</li> </ul>

51800

Crop	Use Pattern	GRAMOXONE EXTRA Rate Per Acre	Minimum Total Spray Per Acre	Grazing or Preharvest Interval (Days)	Precautions, Restrictions and Comments
<b>VEGETABLES</b> (Seeded or Transplanted) Peppers Pumpkin Rape Greens Squash Sweet Corn Tomatillo Turnips Tomatoes Watermelons	Preplant Preemergence	1.6 - 3.2 pints	Ground: 10 gal Air: 5 gal		<ul style="list-style-type: none"> <li>• Seedbeds or plantbeds should be formed as far ahead of treatment as possible to permit maximum weed emergence.</li> <li>• Applications can be made as a banded or broadcast treatment before, during or after planting but prior to the crop emergence.</li> <li>• Use the higher rate for heavier weed infestations.</li> <li>• Seeding or transplanting should be done with a minimum amount of soil disturbance.</li> <li>• Crop plants emerged at time of application will be killed.</li> <li>• Can be used in fallow bed/stale seedbed for weed control alone or tank mixed with Goal. Consult the Goal label for a list of weeds controlled, rates of application and precautions.</li> <li>• Do not harvest tomatoes within 30 days after application.</li> </ul>
<b>VEGETABLES</b> Eggplant Tomatoes Peppers	Directed Spray	1.6 pints	Ground: 10 gal	-	<ul style="list-style-type: none"> <li>• For control or suppression of emerged weeds between rows after crop establishment.</li> <li>• Use precision directed spray application equipment adjusted to prevent spray contact with crop plants. Do not exceed 30 psi nozzle pressure or spray under conditions which may cause excessive drift.</li> <li>• Apply when weeds are succulent and weed growth is less than 6 inches.</li> <li>• Do not apply more than 3 applications per season.</li> <li>• Do not allow animals to graze in treated areas.</li> <li>• Do not harvest tomatoes within 30 days after application.</li> </ul>

58 268

Crop	Use Pattern	GRAMOXONE EXTRA Rate Per Acre	Minimum Total Spray Per Acre	Grazing or Preharvest Interval (Days)	Precautions, Restrictions and Comments
<u>VEGETABLES</u> Tomatoes	After Final Harvest	2 to 3 pints	Ground: 40-120 gal		<ul style="list-style-type: none"> <li>● Apply in 40-120 gallons of water per acre (0.62 to 0.93 lb ai/Acre).</li> <li>● Add NIS containing 75% or more surface active agent at 0.125 v/v (1 pint/100 gallons spray solution).</li> <li>● Thorough coverage of the tomato vines is required to ensure maximum herbicide burndown.</li> <li>● Use of dirty or muddy water may deactivate GRAMOXONE EXTRA.</li> <li>● To help facilitate removal of Sweet Potato Whitefly, burn tomato vines with propane burners as soon as possible after the vines have dried down sufficiently.</li> <li>● DO NOT apply more than a total of 3 lb. active ingredient (paraquat) per acre per season.</li> <li>● To minimize drift, do not use nozzles or nozzle configurations which produce fine spray droplets (mist).</li> </ul>
<u>VEGETABLES</u> Chili Peppers (Hot) (New Mexico, Louisiana, and Texas)	Directed Spray	6.5 fl oz to 1.6 pints	Ground: 10 gal	-	<ul style="list-style-type: none"> <li>● For control or suppression of emerged weeds between rows after crop establishment.</li> <li>● Use precision directed spray application equipment adjusted to prevent spray contact with crop plants. Do not exceed 30 psi nozzle pressure or spray under conditions which may cause excessive drift.</li> <li>● Apply when weeds are succulent and weed growth is less than 6 inches.</li> <li>● Use 6.5 to 12 fl oz to control 2 to 4 inch seedling johnsongrass, crabgrass, goosegrass, <i>Brachiaria</i> spp., <i>Echinochloa</i> spp. and pigweed.</li> <li>● Use 12 to 25 fl oz to control established bermudagrass and purple nutsedge.</li> <li>● Do not apply more than 3 applications per season.</li> <li>● Do not allow animals to graze in treated areas.</li> <li>● Do not use on hot peppers within 8 weeks of transplanting.</li> </ul>

59-268

Crop	Use Pattern	GRAMOXONE EXTRA Rate Per Acre	Minimum Total Spray Per Acre	Grazing or Preharvest Interval (Days)	Precautions, Restrictions and Comments
<u>VEGETABLES</u> (California, Washington, Oregon, Idaho only) Lettuce Melon Sugar Beets Tomatoes	Broadcast	6.5 - 12.8 fl oz	Ground: 10 gal Air: 5 gal	-	<ul style="list-style-type: none"> <li>• For control of volunteer barley in preformed seedbeds.</li> <li>• Do not harvest tomatoes within 30 days after application.</li> </ul>
<u>VEGETABLES</u> Rhubarb	Dormant	1.6 - 3.2 pints	Ground: 10 gal	-	<ul style="list-style-type: none"> <li>• Apply during dormant season before buds in crown begin to grow.</li> <li>• Do not make more than 2 applications per season.</li> </ul>

60768

**ALFALFA**

New Seedlings - Suppression and control of broadleaf weeds and grasses in new alfalfa seedlings grown for hay (California only).

For Control of:	Rate/Acre	
	For Suppression	For Control
Spikeweed (4 in. tall or less)	6.5 fl oz	12.8 to 19.2 fl oz
Volunteer Small Grain (8 in. tall or less)	6.5 to 12.8 fl oz	25.6 fl oz
Fiddleneck (6 in. tall or less)	6.5 to 12.8 fl oz	25.6 fl oz
Shepherdspurse	12.8 to 25.6 fl oz	-
Annual Bluegrass	-	12.8 to 25.6 fl oz
Chickweed	-	12.8 to 25.6 fl oz
Red Maids (6 in. tall or less)	-	12.8 to 25.6 fl oz

Do not use the 6.5 fl oz rate unless the alfalfa has at least 3 trifoliate leaves; the 12.8 fl oz rate unless the alfalfa has 6 trifoliate leaves; or rates over 12.8 oz unless there are 9 trifoliate leaves.

**RESIN SOAKING**

Pines (Loblolly, Shortleaf, Longleaf, Slash, Virginia, Pond, Pitch, and Spruce Pines).

**Tree Selection** - Select trees to be treated from stands on sites not subject to periods of extreme drought stress as the desiccating effect of GRAMOXONE EXTRA to pines is accentuated during such periods, causing a reduction in the amount of oleoresin deposited in the xylem. Select trees to be treated from vigorous, non-stagnated stands, either natural or planted. In stagnated stands or commercial timber stands, plan treating with GRAMOXONE EXTRA herbicide not sooner than three years after a commercial thinning.

**Application Directions** - Apply GRAMOXONE EXTRA diluted in water (to a suitable wound in the tree trunk to bring the treatment into contact with the xylem (sapwood).

**Bark Streaks or Cuts:** This type of wound is made using a standard or rotary bark hack or a chainsaw chipping tool employed in naval stores work to remove a single one-inch wide streak of bark about 1 to 2 feet from ground level. The total length should not exceed 1/3 of the tree circumference. Multiple streaks or cuts can result in serious girdling of the trunk and premature death of the tree. A coarse spray (about 2 to 6 ml.) of GRAMOXONE EXTRA solution (1 to 5% cation, wt./wt. basis) should be applied to runoff to the exposed xylem, using a low-pressure

sprayer. The amount of spray required per cut depends on tree circumference and the length of cut or streak (1/3 of circumference). For a 9-inch diameter tree, 3 ml. of spray will cover the 1-inch wide streak. Using 3 ml. of a 2 or 4% GRAMOXONE EXTRA solution will result in application of 60 or 120 mg. GRAMOXONE EXTRA per streak.

**Time of Treatment:** Resin soaking can occur from treatments made any time of the year; however, cool season treatments under nondrought conditions usually result in less severe pine beetle infestations and longer tree life.

**Interval Between Treatment and Tree Harvest:** The interval between application of GRAMOXONE EXTRA and tree harvest should be a minimum of 6 months and preferably from 12 to 24 months. Intervals of over 6 months may not be possible under conditions of drought or serious pine beetle attacks, which may make early harvest necessary. The GRAMOXONE EXTRA treatment may encourage beetle attack, or may cause premature death of the tree. Desiccation of the xylem tissue, rather than the desired resin soaking, may occur, and is more likely at higher dosage rates.

**Effect on Stem Growth:**

GRAMOXONE EXTRA herbicide treatment can result in reduced stem growth during the interval between treatment and tree harvest.

<b>Dilution Table for GRAMOXONE EXTRA Herbicide (2.5 lbs cation per gallon):</b>	
<b>Concentration of Cation Desired (Wt./Wt. Basis)</b>	<b>To 3/4 Gallon of GRAMOXONE EXTRA Herbicide add the following No. Gals. of Water:</b>
0.2%	118.8
0.5%	46.8
1.0%	22.9
2.0%	10.9
3.0%	6.9
4.0%	4.9
5.0%	3.7

#### NONAGRICULTURAL USE REQUIREMENTS

The requirements in this box apply to uses of this product that are NOT within the scope of the Worker Protection Standard for agricultural pesticides (40 CFR Part 170). The WPS applies when this product is used to produce agricultural plants on farms, forests, nurseries, or greenhouses.

**DO NOT** enter or allow others to enter the treated area until sprays have dried. **AVOID** working in spray mist.

**KEEP** all unprotected persons out of operating areas or vicinity where there may be danger of drift.

Certain states may require more restrictive reentry intervals; consult your State Department of Agriculture for further information.

Other Uses	Use Pattern	GRAMOXONE EXTRA Rate Per Acre	Minimum Total Spray Per Acre	Grazing or Preharvest Interval (Days)	Precautions, Restrictions and Comments
<p><b>CONSERVATION RESERVE, FEDERAL SET-ASIDE, CONSERVATION COMPLIANCE PROGRAMS</b> (For use in compliance with the Federal Conservation Reserve Program or Federal set-aside programs).</p>	Broadcast	1.6 - 3.2 pints	Ground: 10 gal Air: 5 gal	-	<ul style="list-style-type: none"> <li>For improved emerged weed control or extended weed control, GRAMOXONE EXTRA may be tank mixed with other herbicides registered for this use. Refer to tank mix herbicide labels for specific directions, limitations, cautions and for a list of weeds controlled.</li> </ul>
<p><b>NONCROP USES</b></p>	Broadcast or Spot Treatment	1.6 - 3.2 pints	Ground: 10 gal	-	<ul style="list-style-type: none"> <li>For use in noncrop areas such as public airports, electric transformer stations, pipeline pumping stations, around commercial buildings, storage yards and other installations, fence lines or similar noncrop areas.</li> <li>Avoid contact with the foliage of ornamentals or desired plants.</li> <li>Repeat as necessary.</li> </ul>
<p><b>PASTURE RESEEDING</b>        For suppression of existing sod and undesirable emerged broadleaf weeds and grasses prior to or at time of planting grasses or forage legumes</p>	Broadcast	0.8 - 1.6 pints	Ground: 10 gal Air: 5 gal	See specific geographic recommendation	<p><u>West of Cascade and Sierra Nevada Mountains</u></p> <ul style="list-style-type: none"> <li>Apply in October through December after first fall rains and after weeds have emerged and sod has started new growth.</li> <li>For best seeding results, apply on moderately to heavily grazed areas.</li> <li>Do not use in areas with heavy sod and weed growth.</li> </ul> <p><u>East of Rocky Mountains</u></p> <ul style="list-style-type: none"> <li>Use the 1.6 pint rate on vigorous or coarse sod species such as brome grass.</li> <li>Apply prior to, or at time of seeding grasses or forage legumes</li> <li>Apply only to grazed or mowed pastures not more than 3 inches in height at time of treatment</li> </ul>

64 3 68



Other Uses	Use Pattern	GRAMOXONE EXTRA Rate Per Acre	Minimum Total Spray Per Acre	Grazing or Preharvest Interval (Days)	Precautions, Restrictions and Comments
		0.8 - 1.6 pints	Ground: 10 gal Air: 5 gal		<u>Bermudagrass or Bahiagrass Sods</u> <ul style="list-style-type: none"> <li>• Apply in late summer or early fall to sod not exceeding 3 inches in height.</li> <li>• For control of emerged Little Barley, apply in February or March before the midboot stage of Little Barley.</li> </ul>
		0.8 - 1.6 pints	Ground: 10 gal Air: 5 gal		<u>Bermudagrass and Coastal Bermudagrass Pastures</u> <ul style="list-style-type: none"> <li>• Apply when bermudagrass is dormant.</li> <li>• For control of little barley, apply before the mid-boot stage.</li> <li>• Do not mow for hay until 40 days after treatment.</li> </ul>
For Control of Endophyte-Fungus-Infected Fescue Forage Legume/Grass Mixture and Other Grass Pastures	Broadcast (Split Application)	0.8 - 1.6 pints followed by 0.8 - 1.6 pints	Ground: 10 gal	-	<ul style="list-style-type: none"> <li>• Use split applications of 10 to 21 days apart if necessary.</li> <li>• Do not exceed 3.2 pints per acre total in preparation for reseeding.</li> <li>• For spring plantings, the initial application of 0.8 to 1.6 pts may be made the previous fall.</li> <li>• Apply when fescue is actively growing and no more than 4 inches high.</li> <li>• To reduce the infestation of endophyte-infested grass, do not allow fescue to go to seed starting with the preceding year's crop.</li> </ul>

65 2 68

Other Uses	Use Pattern	GRAMOXONE EXTRA Rate Per Acre	Minimum Total Spray Per Acre	Grazing or Preharvest Interval (Days)	Precautions, Restrictions and Comments
*For Prickly Pear Desiccation in Pastures	Spot Sprays	1.0 fl oz per gallon of water	Spray to wet weed foliage		<p>*Not for use in California.</p> <ul style="list-style-type: none"> <li>• Knapsack, backpack sprayers, pump-up pressure sprayers, hand-guns, hand wands, and other hand-held equipment can be used to direct the spray onto weed foliage for spray to wet applications.</li> <li>• Mix 1.0 fl oz of GRAMOXONE EXTRA and 1/3 fl oz of a nonionic surfactant per gallon of water.</li> <li>• Spray coverage should be uniform and provide complete cover of all green prickly pear foliage.</li> <li>• Apply in May through September for best desiccation results.</li> <li>• Do not use more than 1.6 pints of GRAMOXONE EXTRA per acre per year.</li> <li>• Apply only to pastures with no more than 3 inches of height at time of treatment.</li> <li>• For improved desiccation and perennial control of Prickly pear, tank mix with Grazon P+D Specialty herbicide at a rate of 1-2 fl oz per gallon of water.</li> <li>• Refer to the Grazon P+D Specialty herbicide label for directions, restrictions, and precautions.</li> </ul>
For Juniper Species leaf moisture reduction or desiccation prior to Prescribed burning of pastures	Broadcast	1.6 pints	Air: 5 gal		<ul style="list-style-type: none"> <li>• Use only in conjunction with prescribed burning as recommended and monitored by local SCS or University and Extension Range Specialists.</li> <li>• Apply during hot, dry weather conditions (generally July and August).</li> <li>• Use 2% v/v nonionic surfactant in a minimum of 5 gpa spray solution.</li> <li>• Juniper leaf moisture content should be monitored; however, maximum leaf moisture reduction generally occurs 3 to 4 weeks after GRAMOXONE EXTRA application.</li> <li>• Significant soil moisture and/or wet weather conditions prior to or after application will decrease the potential for Juniper Crown burns.</li> <li>• Cool or humid weather conditions also adversely affect leaf moisture reduction.</li> <li>• Do not graze livestock after application or prior to burning.</li> </ul>

66 7 98

Other Uses	Use Pattern	GRAMOXONE EXTRA Rate Per Acre	Minimum Total Spray Per Acre	Grazing or Preharvest Interval (Days)	Precautions, Restrictions and Comments
Native Pastures	Broadcast	1.25 - 1.5 pints	Ground: 10 gal Air: 5 gal		<ul style="list-style-type: none"> <li>• Apply GRAMOXONE EXTRA for control of Downy and Japanese Brome.</li> <li>• Apply in spring after 90% node formation of brome species, but before full bloom.</li> <li>• Emerged native perennial grasses will be burned by application, but application after 90% node formation will allow adequate time for native grasses to recover and attain maximum growth in the use season.</li> <li>• Do not apply more than 1.5 pints GRAMOXONE EXTRA per year</li> <li>• Apply only to pastures with no more than 3 inches of height at time of treatment.</li> </ul>

<b>Conversion Table</b>	
<b>GRAMOXONE EXTRA Herbicide to Be Applied</b>	
<b>Fl oz or Pints/Ac.</b>	<b>Lb. ai/Ac.</b>
6.5 oz	0.13
12.8 oz	0.25
0.8 pt	0.25
1.2 pt	0.375
1.6 pt	0.5
2.4 pt	0.75
3.2 pt	1.0

AATREX®, AMBUSH®, BICEP®, BICEP LITE®, CAPAROL®, COTORAN®, DEVRINOL®, DUAL®, E-Z HANDLER®, GRAMOXONE®, KARATE®, PRINCEP®, SOLICAM® and ZORIAL® Registered trademarks of a Syngenta Group Company.

Accelerate® Registered trademark of Elf Atochem North America.

Banvel®, Basagran®, Frontier®, Guardsman® and Marksman® Registered trademarks of BASF Corporation.

Bladex®, Canopy®, Extrazine®, Harmony® Extra, Krovar®, Lexone®, Sinbar® and Velpar® Registered trademarks of E. I. duPont de Nemours & Co. (Inc.)

Butoxone™ Registered trademark of Cedar Chemical Corporation.

Butyrac®, Folex®, and Prep™ Registered trademarks of Rhone-Poulenc, Inc.

Command® Registered trademark of FMC Corporation.

Cotton-Pro®, Griffex®, Linex®, Lorox®, Lorox Plus™, and Meturon® Registered trademarks of Griffin L.L.C.

DEF®, Sencor® and Turbo® Registered trademarks of Bayer Corporation.

Dropp® Registered trademark of AgrEvo USA.

Goal® Registered trademark of Rohm and Haas Company.

Grazon™ P+D Specialty Herbicide, Surflan®, Surpass®, and Topnotch® Registered trademarks of Dow AgroSciences.

Harvade® Registered trademark of Uniroyal Chemical Company.

Harness®, Lariat® and Lasso® Registered trademarks of Monsanto Company.

Prowl®, Pursuit®, and Scepter® Registered trademarks of American Cyanamid Company.

Please consult each appropriate label for specific recommendations.