

100-974

04/21/2009

1/25



UNITED STATES ENVIRONMENTAL PROTECTION AGENCY
WASHINGTON, D.C. 20460

APR 21 2009

OFFICE OF
PREVENTION, PESTICIDES AND
TOXIC SUBSTANCES

Mr. Pat Dinnen
Syngenta Crop Protection, Inc.
P. O. Box 18300
Greensboro, NC 27419-8300

Subject: Label Notification(s) for Pesticide Registration Notice 2007-4 Revision of Storage and Disposal Statements

Dear Mr. Dinnen:

The Agency is in receipt of your Application(s) for Pesticide Notification under Pesticide Registration Notice (s) (PRN) 2007-4 dated March 24, 2009 for:

EPA Registration Number 100-896
EPA Registration Number 100-974

EPA Registration Number 100-897
EPA Registration Number 100-1283

Avid 0.15EC Miticide/Insecticide
Platinum Ridomil Gold™

Zephyr® 0.15EC Miticide/Insecticide
THX/MXM/FDL CZ


The Registration Division (RD) has conducted a review of this request for applicability under PRN 2007-4 and find that the label change(s) requested falls within the scope of PRN 2007-4. The label has been date-stamped "Notification" and will be placed in our records.

If you have any questions, at 703 305-5409 or electronically at daniel.dani@epa.gov

Sincerely,

A handwritten signature in black ink, appearing to be "Dani Daniel".

Dani Daniel
Registration Division (7505P)
Insecticide/Rodenticide Branch

	United States Environmental Protection Agency Washington, DC 20460	NOTIFICATION Amendment <input type="checkbox"/> Other <input checked="" type="checkbox"/>	OPP Identifier Number Notification
	Application for Pesticide - Section I		
	1. Company/Product Number 100-974		

2. EPA Product Manager Venus Eagle	3. Proposed Classification <input checked="" type="checkbox"/> None <input type="checkbox"/> Restricted
4. Company/Product (Name) Platinum Ridomil Gold	PM# 1
5. Name and Address of Applicant (Include ZIP Code) Syngenta Crop Protection, Inc. P. O. Box 18300 Greensboro, NC 27419 <input type="checkbox"/> Check if this is a new address	6. Expedited Review. In accordance with FIFRA Section 3(c)(3) (b)(i), my product is similar or identical in composition and labeling to: EPA Reg. No. _____ Product Name _____

Section - II

<input type="checkbox"/> Amendment - Explain below.	<input type="checkbox"/> Final printed labels in response to Agency letter dated _____
<input type="checkbox"/> Resubmission in response to Agency letter dated _____	<input type="checkbox"/> "Me Too" Application.
<input checked="" type="checkbox"/> Notification - Explain below.	<input type="checkbox"/> Other - Explain below.

Explanation: Use additional page(s) if necessary. (For Section I and Section II.)


Notification of label change per PR Notice 4007-4. This Notification is consistent with the guidance of PR Notice 2007-4 and the requirements of EPA's regulations at 40 CFR §§156.10, 156.140, 156.144, 156.146, and 156.156. No other changes have been made to the labeling or the Confidential Statement of Formula for this product. I understand that it is a violation of 18 U.S.C. Sec. 1001 to willfully make any false statement to EPA. I further understand that if the amended label is not consistent with the requirements of 40 CFR §§156.10, 156.140, 156.144, 156.146, and 156.156, this product may be in violation of FIFRA and I may be subject to enforcement action and penalties under sections 12 and 14 of FIFRA.

Syngenta is amending the Storage and Disposal section of the label by Notification according to the directions stated in PR Notice 2007-4.

Section - III

1. Material This Product Will Be Packaged In:				2. Type of Container	
Child-Resistant Packaging <input type="checkbox"/> Yes* <input type="checkbox"/> No	Unit Packaging <input type="checkbox"/> Yes <input checked="" type="checkbox"/> No	Water Soluble Packaging <input type="checkbox"/> Yes <input checked="" type="checkbox"/> No			<input type="checkbox"/> Metal <input checked="" type="checkbox"/> Plastic <input type="checkbox"/> Glass <input type="checkbox"/> Paper <input type="checkbox"/> Other (Specify) _____
*Certification must be submitted		If "Yes" Unit Packaging wgt.	No. per Container	If "Yes" Unit Packaging wgt.	No. per container
3. Location of Net Contents Information <input checked="" type="checkbox"/> Label <input type="checkbox"/> Container		4. Size(s) Retail Container 2.5 gal.		5. Location of Label Directions <input checked="" type="checkbox"/> On Label <input type="checkbox"/> On Labeling accompanying product	
6. Manner in Which Label is Affixed to Product <input type="checkbox"/> Lithograph <input checked="" type="checkbox"/> Other <input type="checkbox"/> Pressure Sensitive <input type="checkbox"/> Paper glued <input type="checkbox"/> Stenciled					

Section - IV

1. Contact Point (Complete items directly below for identification of individual to be contacted, if necessary, to process this application.)					
Name Pat Dinnen		Title Label Group Leader		Telephone No. (Include Area Code) 336-632-2494	
I certify that the statements I have made on this form and all attachments thereto are true, accurate and complete. I acknowledge that any knowingly false or misleading statement may be punishable by fine or imprisonment or both under applicable law.					6. Date Application Received (Stamped)
2. Signature 		3. Title Regulatory Specialist			
4. Typed Name Pat Dinnen		5. Date March 24, 2009			

Certification with Respect to Label Integrity

Version: 9/11/02

I certify that the information (including, but not limited to, text, tables, and graphics) contained in the electronic file identified below by file name and submitted with this certification is the same information as that on the paper copies of these documents included with this submission.

PROPOSED LABEL		
EPA Registration #	Date Submitted to EPA	Electronic file name
100-974	03/24/2009	000100-00974.20090324.PLA-RID-GOLD_PRN2007-4_MAR2009.pdf

I certify that the statements that I have made on this form are true, accurate, and complete. I acknowledge that any knowingly false or misleading statements may be punishable by fine or imprisonment or both under applicable law.

Pat Dinnen
Signature

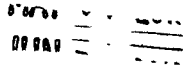
March 24, 2009
Date

Pat Dinnen
Name (typed)

Label Group Leader
Title

5/25

NOTIFICATION



Platinum Ridomil Gold™

Insecticide/Fungicide

GROUP	4A	INSECTICIDE
GROUP	4	FUNGICIDE

For control of certain insect pests and diseases of potatoes

FOR USE IN POTATOES ONLY

Active Ingredient:

Thiamethoxam ¹ :	4.5%
Mefenoxam ² :	9.0%

Other Ingredients:	86.5%
--------------------	-------

Total:	100.0%
--------	--------

¹(CAS No. 153719-23-4)

²(CAS No. 70630-17-0)

Platinum Ridomil Gold™ is a soluble liquid containing approximately 0.406 lbs. of thiamethoxam active ingredient per gal. and 0.812 lbs. of mefenoxam active ingredient per gal.

KEEP OUT OF REACH OF CHILDREN.

WARNING/AVISO

Si usted no entiende la etiqueta, busque a alguien para que se la explique a usted en detalle. (If you do not understand the label, find someone to explain it to you in detail.)

See additional precautionary statements and directions for use in booklet.

EPA Reg. 100-974

EPA Est. XXXX

Product of XXXX

Product of XXXX

Formulated in the USA

SCP 974A-L(11-24-04)

2.5 gallons

Net Contents

FIRST AID	
If in eyes	<ul style="list-style-type: none"> • Hold eye open and rinse slowly and gently with water for 15-20 minutes. Remove contact lenses, if present, after the first 5 minutes, then continue rinsing eye. • Call a poison control center or doctor for treatment advice.
If inhaled	<ul style="list-style-type: none"> • Move person to fresh air. • If person is not breathing, call 911 or an ambulance, then give artificial respiration, preferably mouth-to-mouth, if possible. • Call a poison control center or doctor for treatment advice.
If on skin or clothing	<ul style="list-style-type: none"> • Take off contaminated clothing. • Rinse skin immediately with plenty of water for 15-20 minutes. • Call a poison control center or doctor for treatment advice.
If swallowed	<ul style="list-style-type: none"> • Call a poison control center or doctor immediately for treatment advice. • Have person sip a glass of water if able to swallow. • Do not induce vomiting unless told to do so by a poison control center or doctor. • Do not give anything by mouth to an unconscious person.
NOTE TO PHYSICIAN	
There is no specific antidote if Platinum Ridomil Gold is ingested. Induce emesis or lavage stomach. Treat symptomatically.	
Have the product container or label with you when calling a poison control center or doctor or going for treatment.	
HOT LINE NUMBER	
For 24 Hour Medical Emergency Assistance (Human or Animal) or Chemical Emergency Assistance (Spill, Leak, Fire, or Accident), Call 1-800-888-8372	

PRECAUTIONARY STATEMENTS

Hazards to Humans and Domestic Animals

Keep Out of Reach of Children

WARNING/AVISO

Causes substantial but temporary eye injury. Harmful if swallowed or absorbed through the skin. Do not get in eyes or on clothing. Wear protective eyewear (goggles, face shield or safety glasses). Avoid contact with skin or clothing. Wash thoroughly with soap and water after handling. Remove clothing and wash before reuse.

Personal Protection Equipment

Applicators and other handlers must wear:

- Long-sleeved shirt and long pants
- Chemical-resistant gloves made of any waterproof material - Category A (e.g., barrier laminate, butyl rubber, nitrile rubber, neoprene rubber, natural rubber, polyethylene, polyvinylchloride (PVC) or viton)
- Shoes plus socks
- Protective eyewear

Follow manufacturer's instructions for cleaning/maintaining PPE. If no such instructions exist for washables, use detergent and hot water. Keep and wash PPE separately from other laundry.

Engineering Control Statements

When handlers use closed systems, enclosed cabs, or aircraft in a manner that meets the requirements listed in the Worker Protection Standard (WPS) for agricultural pesticides [40 CFR 170.240(d)(4-6)], the handler PPE requirements may be reduced or modified as specified in the WPS.

User Safety Recommendations

Users should:

- Wash hands before eating, drinking, chewing gum, using tobacco, or using the toilet.
- Remove clothing immediately if pesticide gets inside. Then wash thoroughly and put on clean clothing.

Environmental Hazards

This pesticide is toxic to wildlife and highly toxic to aquatic invertebrates. Do not apply directly to water, or to areas where surface water is present, or to inter-tidal areas below the mean high water mark. Drift or runoff from treated areas may be hazardous to aquatic organisms in neighboring areas. Do not contaminate water when cleaning equipment or disposing of equipment wash water.

- **Surface Water Advisory**

This product may contaminate water through drift of spray in wind. This product has a high potential for runoff for several months or more after application. Poorly draining soils and soils with shallow water tables are more prone to produce runoff that contains this product. A level, well maintained vegetative buffer strip between areas to which this product is applied and surface water features such as ponds, streams, and springs will reduce the potential for contamination of water from rainfall runoff (see manual at the following Internet address: <http://www.wcc.nrcs.usda.gov/pestmgt/core4.html>).

Runoff of this product will be reduced by avoiding applications when rainfall is forecasted to occur within 48 hours.

- **Ground Water Advisory**

Thiamethoxam has properties and characteristics associated with chemicals detected in ground water. The use of this chemical in areas where soils are permeable, particularly where the water table is shallow may result in ground water contamination.

- **Spray Drift Advisory**

Do not allow this product to drift.

Physical and Chemical Hazards

Do not use, pour, spill or store near heat or open flame.

CONDITIONS OF SALE AND LIMITATION OF WARRANTY AND LIABILITY

NOTICE: Read the entire Directions for Use and Conditions of Sale and Limitation of Warranty and Liability before buying or using this product. If the terms are not acceptable, return the product at once, unopened, and the purchase price will be refunded.

The Directions for Use of this product should be followed carefully. It is impossible to eliminate all risks inherently associated with the use of this product. Crop injury, ineffectiveness or other unintended consequences may result because of such factors as manner of use or application, weather or crop conditions, presence of other materials or other influencing factors in the use of the product, which are beyond the control of SYNGENTA CROP PROTECTION, Inc. or Seller. All such risks shall be assumed by Buyer and User, and Buyer and User agree to hold SYNGENTA and Seller harmless for any claims relating to such factors.

SYNGENTA warrants that this product conforms to the chemical description on the label and is reasonably fit for the purposes stated in the Directions for Use, subject to the inherent risks referred to above, when used in accordance with directions under normal use conditions. This warranty does not extend to the use of the product contrary to label instructions, or under abnormal conditions or under conditions not reasonably foreseeable to or beyond the control of Seller or SYNGENTA, and Buyer and User assume the risk of any such use. SYNGENTA MAKES NO WARRANTIES OF MERCHANTABILITY OR OF FITNESS FOR A PARTICULAR PURPOSE NOR ANY OTHER EXPRESS OR IMPLIED WARRANTY EXCEPT AS STATED ABOVE.

In no event shall SYNGENTA or Seller be liable for any incidental, consequential or special damages resulting from the use or handling of this product. **THE EXCLUSIVE REMEDY OF THE USER OR BUYER, AND THE EXCLUSIVE LIABILITY OF SYNGENTA AND SELLER FOR ANY AND ALL CLAIMS, LOSSES, INJURIES OR DAMAGES (INCLUDING CLAIMS BASED ON BREACH OF WARRANTY, CONTRACT, NEGLIGENCE, TORT, STRICT LIABILITY OR OTHERWISE) RESULTING FROM THE USE OR HANDLING OF THIS PRODUCT, SHALL BE THE RETURN OF THE PURCHASE PRICE OF THE PRODUCT OR, AT THE ELECTION OF SYNGENTA OR SELLER, THE REPLACEMENT OF THE PRODUCT.**

SYNGENTA and Seller offer this product, and Buyer and User accept it, subject to the foregoing Conditions of Sale and Limitation of Warranty and Liability, which may not be modified except by written agreement signed by a duly authorized representative of SYNGENTA.

DIRECTIONS FOR USE

It is a violation of Federal law to use this product in a manner inconsistent with its labeling.

Do not apply this product in a way that will contact workers or other persons, either directly or through drift. Only protected handlers may be in the area during application. For any requirements specific to your State or Tribe, consult the agency responsible for pesticide regulation.

AGRICULTURAL USE REQUIREMENTS

Use this product only in accordance with its labeling and with the Worker Protection Standard, 40 CFR part 170. This Standard contains requirements for the protection of agricultural workers on farms, forests, nurseries, and greenhouses, and handlers of agricultural pesticides. It contains requirements for training, decontamination, notification, and emergency assistance. It also contains specific instructions and exceptions pertaining to the statements on this label about personal protective equipment (PPE) and restricted-entry interval. The requirements in this box only apply to uses of this product that are covered by the Worker Protection Standard.

Do not enter or allow worker entry into treated areas during the restricted entry interval (REI) of 48 hours. Exception: If the product is soil incorporated, the Worker Protection Standard, under certain circumstances, allows workers to enter the treated area if there will be no contact with anything that has been treated.

PPE required for early entry to treated areas that is permitted under the Worker Protection Standard and that involves contact with anything that has been treated, such as plants, soil, or water is:

- Coveralls
- Chemical-resistant gloves made of any waterproof material - Category A (e.g., barrier laminate, butyl rubber, nitrile rubber, neoprene rubber, natural rubber, polyethylene, polyvinylchloride (PVC) or viton)
- Shoes plus socks

FAILURE TO FOLLOW DIRECTIONS AND PRECAUTIONS ON THIS LABEL MAY RESULT IN CROP INJURY, POOR INSECT CONTROL, POOR DISEASE CONTROL AND/OR ILLEGAL RESIDUES.

STORAGE AND DISPOSAL

Do not contaminate water, food, or feed by storage or disposal.

Storage

Store in a cool dry place.

For minor spills, leaks, etc., follow all precautions indicated on this label and clean up immediately. Take special care to avoid contamination of equipment and facilities during cleanup, procedures and disposal of wastes.

Pesticide Disposal

Pesticide wastes may be toxic. Improper disposal of unused pesticide, spray mixture, or rinse water is a violation of federal law. If these wastes cannot be used according to label instruction, contact your State Pesticide or Environmental Control Agency, or the Hazardous Waste representative at the nearest EPA Regional Office for guidance in proper disposal methods.

Container Handling

Non-refillable container. Do not reuse or refill this container. Offer for recycling if available. Triple rinse container (or equivalent) promptly after emptying. Triple rinse as follows: Empty the remaining contents into application equipment or a mix tank. Drain for 10 seconds after the flow begins to drip. Fill the container $\frac{1}{4}$ full with water and recap. Shake for 10 seconds. Pour rinsate into application equipment or a mix tank or store rinsate for later use and disposal. Drain for 10 seconds after the flow begins to drip. Repeat this procedure two more times. Then offer for recycling if available or puncture and dispose of in a sanitary landfill, or by incineration, or, if allowed by state and local authorities, by burning. If burned, stay out of smoke.

GENERAL INFORMATION

Platinum Ridomil Gold controls certain sucking and chewing insects of potatoes, including Colorado potato beetle, potato leafhopper, potato psyllid, flea beetle, and several aphid species. It also controls storage and tuber rots of potatoes, including Pythium leak caused by *Pythium* species, pink rot caused by *Phytophthora erythroseptica*, and Pythium seedling disease caused by *Pythium* species.

Platinum Ridomil Gold is a systemic product that is rapidly absorbed by plant roots when properly applied using one of the methods described in the **Recommended Applications of Platinum Ridomil Gold** section of this label. It moves readily throughout the growing plant to protect potato foliage from insect damage. It also

moves systemically into developing tubers to protect potatoes against certain soil borne diseases.

Platinum Ridomil Gold is a selective pesticide which should not adversely impact beneficial arthropods and is compatible with integrated pest management programs.

Platinum Ridomil Gold has a wide margin of plant safety and will not adversely impact potato yields when used in accordance with this label.

NOTE: Do not use a foliar application of thiamethoxam (Actara®) following an in-furrow or soil application of thiamethoxam (Platinum Ridomil Gold).

Resistance Management

Platinum Ridomil Gold contains a Group 4A insecticide (Thiamethoxam, belonging to the neonicotinoid class of chemistry) and a Group 4 fungicide (mefenoxam, a phenylamide). Platinum Ridomil Gold is a systemic insecticide/fungicide containing a specific insecticide mode of action and a specific fungicide mode of action and could be subject to development of resistant strains of either insects or fungi. Development of resistance cannot be predicted. Syngenta cannot assume liability for crop damage resulting from resistant strains of insects or fungi. Insect pests and disease pathogens are known to develop resistance to products that are used repeatedly. The use of this product should conform to sound resistance management strategies established for the crop and use area. Syngenta encourages responsible product stewardship to insure effective long-term control of the insects and diseases on this label.

If treatment is not effective following the use of Platinum Ridomil Gold as recommended, a resistant strain of insect or fungus may be present. In this case, use of other products with different modes of action should be considered. Consult with your state extension service for guidance on your particular insect and disease control situation.

MIXING AND APPLICATION PROCEDURES

DO NOT APPLY PLATINUM RIDOMIL GOLD AS A BROADCAST FOLIAR SPRAY.

DO NOT APPLY PLATINUM RIDOMIL GOLD THROUGH ANY TYPE OF IRRIGATION SYSTEM.

Mixing Procedures

Prepare no more spray mixture than is needed for the immediate operation. Thoroughly clean spray equipment before using this product. Vigorous agitation is necessary for proper dispersal of the product. Maintain maximum agitation throughout the spraying operation. Do not let the spray mixture stand overnight in the spray tank. Flush the

spray equipment thoroughly following each use and apply the rinsate to a previously treated area. Keep product container tightly closed when not in use.

Platinum Ridomil Gold Alone

Add 1/2 of the required amount of water to the mix tank. With the agitator running, add the Platinum Ridomil Gold to the tank. Continue agitation while adding the remainder of the water. Begin application of the solution after the Platinum Ridomil Gold has completely dispersed into the mix water. Maintain agitation until all of the mixture has been applied.

Platinum Ridomil Gold + Tank Mixtures

If using Platinum Ridomil Gold in a tank mixture, observe all directions for use, crop/sites, use rates, dilution ratios, precautions, and limitations which appear on the tank mix product label. No label dosage rate should be exceeded, and the most restrictive label precautions and limitations should be followed. This product should not be mixed with any product that prohibits such mixing. Tank mixtures or other applications of products referenced on this label are permitted only in those states in which the referenced products are labeled.

Add 1/2 of the required amount of water to the mix tank. Start the agitator running before adding any tank mix partners. In general tank mix partners should be added in this order: products packaged in water-soluble packaging, wettable powders, wettable granules (dry flowables), liquid flowables, such as Platinum Ridomil Gold, liquids and emulsifiable concentrates. Always allow each tank mix partner to become fully dispersed before adding the next product. Provide sufficient agitation while adding the remainder of the water. Maintain agitation until all the mixture has been applied.

Note: When using Platinum Ridomil Gold in tank mixtures, all products in water-soluble packaging should be added to the tank before any other tank mix partner, including Platinum Ridomil Gold. Allow the water-soluble packaging to completely dissolve and the product(s) to completely disperse before adding any other tank mix partner to the tank.

Platinum Ridomil Gold + Liquid Fertilizer

Platinum Ridomil Gold may be mixed with water or liquid fertilizer. Spray solutions of Platinum Ridomil Gold should be applied to the field immediately. Do not allow the spray mixture to remain in the spray tank overnight.

Compatibility

Platinum Ridomil Gold is compatible with most commonly soil-applied pesticides. However, since it is not possible to test all possible mixtures, the user should pre-test to insure the physical compatibility and lack of phytotoxic effect of any proposed mixtures with Platinum Ridomil Gold. To determine the physical compatibility of Platinum Ridomil Gold with other products, use a jar test, as described below.

Using a quart jar, add the proportionate amounts of the products to 1 qt. of water. Add wettable powders and water-dispersible granular products first, then liquid flowables, and emulsifiable concentrates last. After thoroughly mixing, let stand for at least 5 minutes. If the combination remains mixed or can be remixed readily, it is physically compatible. Once compatibility has been proven, use the same procedure for adding required ingredients to the spray tank.

The crop safety of all potential tank mixes on all crops has not been tested. Before applying any tank mixture not specifically recommended on this label, the safety to the target crop should be confirmed.

Application Procedures

Soil Application

Spray nozzles or metering orifices should provide accurate and uniform spray deposition. Platinum Ridomil Gold may be applied as an in-furrow banded spray at-planting, or as a banded spray during a row-mark (mark-out) procedure prior to planting. To help insure accuracy, calibrate sprayer before each use. Applications using sufficient water volume to provide thorough and uniform coverage generally provide the most effective pest control. For information on spray equipment and calibration, consult sprayer manufacturers and/or State Extension Service specialists.

Impregnated Fertilizer Application

Platinum Ridomil Gold may be impregnated on fertilizer and applied in-furrow at planting or as a banded application during a row mark (mark-out) procedure prior to planting.

Dry Bulk Granular Fertilizer: Many dry bulk fertilizers may be impregnated or coated with Platinum Ridomil Gold and used to control insects and disease in potatoes. When applying Platinum Ridomil Gold with dry bulk granular fertilizer, follow all Directions for Use and precautions regarding rates per acre, and pests controlled found in the **Recommended Applications of Platinum Ridomil Gold** section of this label.

All individual state regulations relating to dry bulk granular fertilizer blending, registration, labeling, and application are the responsibility of the individual and/or company selling the pesticide/fertilizer mixture.

Prepare the pesticide/fertilizer mixture by using any closed drum, belt, ribbon, or other commonly used dry bulk fertilizer blender. Nozzles used to spray Platinum Ridomil Gold onto the fertilizer must be placed to provide uniform spray coverage. Care should be taken to aim the spray onto the fertilizer only, avoiding the walls of the blender. Do not pour or dribble Platinum Ridomil Gold directly from the product container onto the fertilizer.

Blender Mixing Directions: Fill the blender with the required amount of dry bulk granular fertilizer to be used. Start the blender. Spray the Platinum Ridomil Gold directly onto the moving fertilizer. Allow the mixture to blend for at least 5 minutes or until uniform. Spread the pesticide/fertilizer mixture as soon as possible.

Calculate the amounts of Platinum Ridomil Gold by the following formula:

$$\frac{\text{oz./A Platinum Ridomil Gold}}{\text{lbs./A Fertilizer}} \times 2,000 \text{ lbs./ton.} = \text{oz./ton Platinum Ridomil Gold}$$

Important: When more than 1000 lbs./A of dry bulk granular fertilizer is to be applied, mix Platinum Ridomil Gold with water to improve coverage on the dry fertilizer. Mix one part Platinum Ridomil Gold with up to 2 parts water [1:2] in a mix tank before application to fertilizer. Use a maximum of 2 qts. liquid / ton of fertilizer. To achieve best results, apply a minimum of 150 lbs./A of dry impregnated fertilizer per acre.

Precautions: Do not impregnate Platinum Ridomil Gold on raw agricultural limestone, since adsorption will not be achieved. Limestone prills which contain a binding agent, and fertilizer blends containing limestone can be impregnated.

Application: For best results, apply the mixture uniformly to the soil with properly calibrated equipment as soon as practical after blending. Non-uniform application of the pesticide/fertilizer mixture may result in unsatisfactory pest control.

RECOMMENDED APPLICATIONS OF PLATINUM RIDOMIL GOLD

Crop	Pest	Rate Per 1000 Ft. Row	Remarks
Potato	<p><u>Insects^a</u>: Colorado potato beetle Aphids Potato leafhopper Potato psyllid Flea beetles</p> <p><u>Pythium seedling disease:</u> (<i>Pythium</i> species)</p> <p><u>Storage and tuber diseases:</u> Pink Rot (<i>Phytophthora erythroseptica</i>)</p> <p>Pythium Leak (<i>Pythium</i> species)</p>	<p>2.2 fl. oz./1,000 ft. row</p> <p>(See rate conversion chart below for rates per acre)</p>	<p>Apply to the soil using one of the methods described below</p>

Application methods:

1. Apply specified rate as a 6-8" banded spray directly over or under the seed pieces in the furrow during the planting operation, or as a 6-8" banded spray during the bedding or row-mark (mark-out) procedure prior to planting. Use a minimum of 3 gals./A of water carrier per acre for banded sprays.
2. Impregnate on dry fertilizer and incorporate within the planted hill during the planting operation, or apply impregnated fertilizer during the bedding or row-mark procedure (mark-out) prior to planting. See the directions for fertilizer impregnation contained in the **Mixing and Application Procedures** section of this label.
3. Apply at plant emergence. Direct the spray at the soil near the base of the plant during the last hilling operation. Platinum Ridomil Gold must be incorporated into the soil immediately after application. This can be accomplished via tillage equipment or irrigation. In order to ensure that the product reaches the root zone, it is recommended that overhead irrigation be used in addition to the tillage operation.

Restrictions:

1. Make only one soil application per season and do not exceed a total of 38 fl. oz. Platinum Ridomil Gold (0.121 lbs. thiamethoxam) per acre during each growing season.
2. Do not apply more than one foliar application of a Ridomil Gold prepack (Ridomil Gold® MZ, Ridomil Gold® Bravo®, Ridomil Gold® Copper®) following a Platinum Ridomil Gold application at planting. A foliar application of a Ridomil Gold prepack at tuber initiation may be needed in addition to the soil application of Platinum Ridomil Gold: a) when conditions are conducive for disease development, b) when potato variety is susceptible or moderately susceptible (pink rot/Pythium leak), or, c) in areas with a long growing season.

^a If additional insect control measures are needed during the season, it is recommended that products with a different mode of action be used.

Platinum Ridomil Gold Conversion Chart

Fl. oz./1,000 row feet	Row Spacing	Fl. oz./A	Lbs. active thiamethoxam/A	Lbs. active mefenoxam/A
	30	38	0.121	0.242
2.2 oz./1,000 row ft.	32	36	0.114	0.228
	34	34	0.108	0.216
	36	32	0.102	0.204
	38	30	0.095	0.190

ROTATIONAL (PLANTBACK) RESTRICTIONS

Areas treated with Platinum Ridomil Gold may be replanted to potatoes or any other crop immediately following harvest or crop loss as long as the plantback intervals in the following table are observed. The plantback interval is defined as the period from the time of application (at planting in this case) to the planting date of the subsequent rotational crop. Any cover crop planted for erosion control or soil improvement may be planted at any time following application if the cover crop is not grazed or harvested for food or feed.

Rotation Crop	Plantback Interval
Cover Crops Not Intended for food or feed	0 days
Cole Crops	
Cotton	
Cucurbit Vegetables	
Tuberous and Corm Vegetables	
Leafy Vegetables	
Fruiting Vegetables	
Tobacco	14 days
Wheat, Barley	
Oats, Rye, Peanuts, Asparagus	120 days
Cranberries, Raspberries	
Root and Tuber vegetables (other than tuberous and corm)	
Alfalfa, Clover, Hops	
Legume Vegetables (beans and peas-succulent and dried), Soybeans	
Grasses*	270 days
Corn	
All other crops Intended For food or feed	365 days

* Any grass in the Gramineae family (either green or cured), except for cereal grains, sugarcane, or any enclosed pasture grasses or grasses grown for hay or silage such as bermudagrass, bluegrass, bromegrass, or fescue.

19/25

Actara®, Bravo®, Copper®, Platinum Ridomil Gold™, and the Syngenta logo are trademarks of a Syngenta Group Company

U.S. Patent No. 6,022,871

©2004 Syngenta

For non-emergency (e.g., current product information); call
Syngenta Crop Protection at 1-800-334-9481.

Syngenta Crop Protection, Inc.
Greensboro, North Carolina 27409
www.syngenta-us.com

SCP 974A-L(11-24-04)

PLA RID GOL 974A-L(11-24-04) PRN2007-4 NOTIF-MAR2009 – pl – 3/20/09
000100-00974.20090324.PLA-RID-GOLD_PRN2007-4_MAR2009.pdf

20/25

(Base Label)

Platinum Ridomil Gold™

Insecticide/Fungicide

GROUP	4A	INSECTICIDE
GROUP	4	FUNGICIDE

For control of certain insect pests and diseases of potatoes

FOR USE IN POTATOES ONLY

Active Ingredient:

Thiamethoxam¹: 4.5%

Mefenoxam²: 9.0%

Other Ingredients: 86.5%

Total: 100.0%

¹(CAS No. 153719-23-4)

²(CAS no. 70630-17-0)

Platinum Ridomil Gold is a soluble liquid containing approximately 0.406 lbs. of thiamethoxam active ingredient per gal. and 0.812 lbs. of mefenoxam active ingredient per gal.

KEEP OUT OF REACH OF CHILDREN.

WARNING/AVISO

Si usted no entiende la etiqueta, busque a alguien para que se la explique a usted en detalle. (If you do not understand the label, find someone to explain it to you in detail.)

See additional precautionary statements and directions for use in booklet.

AGRICULTURAL USE REQUIREMENTS
<p>Use this product only in accordance with its labeling and with the Worker Protection Standard, 40 CFR part 170. Refer to supplemental labeling under "Agricultural Use Requirements" in the Directions for Use section for information about this standard.</p>

EPA Reg. No. 100-974

EPA Est. No. XXXX

SCP 974A-L(11-24-04)

2.5 gallons
Net Contents

FIRST AID	
If in eyes	<ul style="list-style-type: none"> • Hold eye open and rinse slowly and gently with water for 15-20 minutes. Remove contact lenses, if present, after the first 5 minutes, then continue rinsing eye. • Call a poison control center or doctor for treatment advice.
If inhaled	<ul style="list-style-type: none"> • Move person to fresh air. • If person is not breathing, call 911 or an ambulance, then give artificial respiration, preferably mouth-to-mouth, if possible. • Call a poison control center or doctor for treatment advice.
If on skin or clothing	<ul style="list-style-type: none"> • Take off contaminated clothing. • Rinse skin immediately with plenty of water for 15-20 minutes. • Call a poison control center or doctor for treatment advice.
If swallowed	<ul style="list-style-type: none"> • Call a poison control center or doctor immediately for treatment advice. • Have person sip a glass of water if able to swallow. • Do not induce vomiting unless told to do so by a poison control center or doctor. • Do not give anything by mouth to an unconscious person.
NOTE TO PHYSICIAN	
There is no specific antidote if Platinum Ridomil Gold is ingested. Induce emesis or lavage stomach. Treat symptomatically.	
Have the product container or label with you when calling a poison control center or doctor or going for treatment.	
HOT LINE NUMBER	
For 24 Hour Medical Emergency Assistance (Human or Animal) or Chemical Emergency Assistance (Spill, Leak, Fire, or Accident), Call 1-800-888-8372	

PRECAUTIONARY STATEMENTS

Hazards to Humans and Domestic Animals

WARNING/AVISO

Causes substantial but temporary eye injury. Harmful if swallowed or absorbed through the skin. Do not get in eyes or on clothing. Wear protective eyewear (goggles, face shield or safety glasses). Avoid contact with skin or clothing. Wash thoroughly with soap and water after handling. Remove clothing and wash before reuse.

Environmental Hazards

This pesticide is toxic to wildlife and highly toxic to aquatic invertebrates. Do not apply directly to water, or to areas where surface water is present, or to inter-tidal areas below the mean high water mark. Drift or runoff from treated areas may be hazardous to aquatic organisms in neighboring areas. Do not contaminate water when cleaning equipment or disposing of equipment wash water.

- **Surface Water Advisory**

This product may contaminate water through drift of spray in wind. This product has a high potential for runoff for several months or more after application. Poorly draining soils and soils with shallow water tables are more prone to produce runoff that contains this product. A level, well maintained vegetative buffer strip between areas to which this product is applied and surface water features such as ponds, streams, and springs will reduce the potential for contamination of water from rainfall runoff (see manual at the following Internet address: <http://www.wcc.nrcs.usda.gov/pestmgt/core4.html>).

Runoff of this product will be reduced by avoiding applications when rainfall is forecasted to occur within 48 hours.

- **Ground Water Advisory**

Thiamethoxam has properties and characteristics associated with chemicals detected in ground water. The use of this chemical in areas where soils are permeable, particularly where the water table is shallow may result in ground water contamination.

- **Spray Drift Advisory**

Do not allow this product to drift.

Physical and Chemical Hazards

Do not use, pour, spill, or store near heat or open flame.

Container Handling

Non-refillable container. Do not reuse or refill this container. Offer for recycling if available. Triple rinse container (or equivalent) promptly after emptying. Triple rinse as follows: Empty the remaining contents into application equipment or a mix tank. Drain for 10 seconds after the flow begins to drip. Fill the container ¼ full with water and recap. Shake for 10 seconds. Pour rinsate into application equipment or a mix tank or store rinsate for later use and disposal. Drain for 10 seconds after the flow begins to drip. Repeat this procedure two more times. Then offer for recycling if available or

puncture and dispose of in a sanitary landfill, or by incineration, or, if allowed by state and local authorities, by burning. If burned, stay out of smoke.

For minor spills, leaks, etc., follow all precautions indicated on this label and clean up immediately. Take special care to avoid contamination of equipment and facilities during cleanup, procedures and disposal of wastes.

Platinum Ridomil Gold™, and the Syngenta logo are trademarks of a Syngenta Group Company

©2004 Syngenta

Syngenta Crop Protection, Inc.
Greensboro, North Carolina 27409
www.syngenta-us.com

SCP974A-L(11-24-04)

PLA RID GOL 974A-L(11-24-04) PRN2007-4 NOTIF-MAR2009 – pl – 3/20/09
000100-00974.20090324.PLAT-RID-GOLD_PRN2007-4_MAR2009.pdf

CHRON

1/27/03 - Accepted -Revised Environmental Hazards, PPE glove statement and container disposal. Added Spanish signal word and precautionary statement. Made minor formatting changes.

03/17/04 - Accepted- Added " at hilling" application directions; added Resistance Management category per PR Notice 2001-5; revised Buffer Book internet address; revised placement of CAS Number; using "Mefenoxam" instead of the chemical name in the ingredient statement.

11/24/04 – Accepted –Revise REI to be 48 hours. Revise Resistance Management symbol to be 4A for Thiamethoxam.