

100-964

09-17-2010

1/95



UNITED STATES ENVIRONMENTAL PROTECTION AGENCY  
WASHINGTON, D.C. 20460

OFFICE OF  
CHEMICAL SAFETY AND  
POLLUTION PREVENTION

Ms. Pat Dinnen  
Syngenta Crop Protection, Inc.  
P.O. Box 18300  
Greensboro, NC 27419-8300

SEP 17 2010

Subject: Notifications Dated August 6, 2010 – Removal of Expired Patent Numbers

EPA Reg. No.	Product Name.
— 100-816	Dual Magnum Herbicide
100-818	Dual II Magnum Herbicide
100-829	Dual II Magnum SL Herbicide
100-849	Solicam DF Herbicide
100-910	Dual IIG Magnum Herbicide
100-923	NorthStar Herbicide
100-927	Rave Herbicide
100-949	Palisade EC
100-950	Pennant Magnum Herbicide
→ 100-964	Medal Herbicide
100-965	Medal II Herbicide
100-1131	Callisto Herbicide
100-1148	Camix Selective Herbicide
100-1152	Lumax Selective Herbicide
100-1201	Lexar Herbicide
100-1359	Callisto Xtra

Dear Ms. Dinnen:


The Agency is in receipt of your Application for Pesticide Notification under Pesticide Registration Notice (PRN) 98-10 dated August 6, 2010 for the above products. The Registration Division (RD) has conducted a review of these requests for their applicability under PRN 98-10 and finds that the actions requested fall within the scope of PRN 98-10. The labels submitted with the application have been stamped "Notification" and will be placed in our records.

If you have any questions, please call me directly at 703-305-1243.

Sincerely,

A handwritten signature in black ink that reads "Kathryn V. Montague".

Kathryn V. Montague  
Product Manager 23  
Herbicide Branch  
Registration Division (7505P)  
Office of Pesticide Programs

	United States <b>Environmental Protection Agency</b> Washington, DC 20460	<input type="checkbox"/> Registration <input type="checkbox"/> Amendment <input checked="" type="checkbox"/> Other	OPP Identifier Number <hr/> Notification
	<b>Application for Pesticide - Section I</b>		
	1. Company/Product Number 100-964	2. EPA Product Manager Kathryn Montague	3. Proposed Classification <input checked="" type="checkbox"/> None <input type="checkbox"/> Restricted
4. Company/Product (Name) Medal Herbicide		PM# 23	
5. Name and Address of Applicant (Include ZIP Code) Syngenta Crop Protection, Inc. P. O. Box 18300 Greensboro, NC 27419  <input type="checkbox"/> Check if this is a new address		6. Expedited Review. In accordance with FIFRA Section 3(c)(3) (b)(i), my product is similar or identical in composition and labeling to:  EPA Reg. No. _____ Product Name _____	

**Section - II**

<input type="checkbox"/> Amendment - Explain below.	<input type="checkbox"/> Final printed labels in response to Agency letter dated _____
<input type="checkbox"/> Resubmission in response to Agency letter dated _____	<input type="checkbox"/> "Me Too" Application.
<input checked="" type="checkbox"/> Notification - Explain below.	<input type="checkbox"/> Other - Explain below.

**Explanation:** Use additional page(s) if necessary. (For Section I and Section II.).

Notification of label change per PR Notice 98-10.

This Notification is consistent with the provisions of PR Notice 98-10 and EPA regulations at 40 CFR 152.46, and no other changes have been made to the labeling or the confidential statement of formula of this product. I understand that it is a violation of 18 U.S.C. Sec. 1001 to willfully make any false statement to EPA. I further understand that if this notification is not consistent with the terms of PR Notice 98-10 and 40 CFR 152.46, this product may be in violation of FIFRA and I may be subject to enforcement action and penalties under sections 12 and 14 of FIFRA. The following changes are being made via this notification:

Removal of U.S. Patent Nos.

**Section - III**

<b>1. Material This Product Will Be Packaged In:</b>			
Child-Resistant Packaging <input type="checkbox"/> Yes* <input type="checkbox"/> No	Unit Packaging <input type="checkbox"/> Yes <input checked="" type="checkbox"/> No	Water Soluble Packaging <input type="checkbox"/> Yes <input checked="" type="checkbox"/> No	2. Type of Container <input type="checkbox"/> Metal <input checked="" type="checkbox"/> Plastic <input type="checkbox"/> Glass <input type="checkbox"/> Paper <input type="checkbox"/> Other (Specify) _____
*Certification must be submitted If "Yes" Unit Packaging wgt.    No. per Container		If "Yes" Unit Packaging wgt.    No. per container	
3. Location of Net Contents Information <input checked="" type="checkbox"/> Label <input type="checkbox"/> Container		4. Size(s) Retail Container 2.5 gal. and bulk	
5. Location of Label Directions <input checked="" type="checkbox"/> On Label <input type="checkbox"/> On Labeling accompanying product		6. Manner in Which Label is Affixed to Product <input type="checkbox"/> Lithograph <input checked="" type="checkbox"/> Other <u>Pressure Sensitive</u> <input type="checkbox"/> Paper glued <input type="checkbox"/> Stenciled	

**Section - IV**

<b>1. Contact Point (Complete items directly below for identification of individual to be contacted, if necessary, to process this application.)</b>		
Name Pat Dinnen	Title Label Group Leader	Telephone No. (Include Area Code) 336-632-2494
Certification I certify that the statements I have made on this form and all attachments thereto are true, accurate and complete. I acknowledge that any knowingly false or misleading statement may be punishable by fine or imprisonment or both under applicable law.		6. Date Application Received (Stamped) _____
2. Signature <i>Pat Dinnen</i>	3. Title Regulatory Specialist	
4. Typed Name Pat Dinnen	5. Date August 6, 2010	



(Front Cover of Removable Booklet)

**NOTIFICATION**

**SEP 17 2010**

Medal®

Herbicide

For weed control in corn, cotton, peanuts, pod crops, potatoes, safflowers, grain or forage sorghum, and soybeans

Active Ingredient:

S-metolachlor (CAS No. 87392-12-9).....83.7%

Other Ingredients:.....16.3%

Total: 100.0%

Medal contains 7.62 lbs. of active ingredient per gallon.

2.5 gallons  
Net Contents

\_\_\_ gallons [Bulk]  
Net Contents

Product of Switzerland

Formulated in the USA

EPA Reg. No. 100-964

EPA Est. 11773-IA-001<sup>VWC</sup>

EPA Est. 100-LA-001<sup>SSG</sup>

EPA Est. 070989-IA-001<sup>OMH</sup>

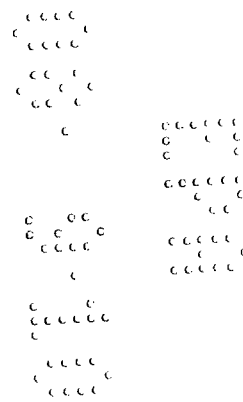
(Superscript is first three letters of lot number on jug)

**KEEP OUT OF REACH OF CHILDREN.**


**CAUTION**

See additional precautionary statements and directions for use inside booklet.

SCP 964 MAS



<b>FIRST AID</b>	
<b>If in eyes</b>	<ul style="list-style-type: none"><li>• Hold eye open and rinse slowly and gently with water for 15-20 minutes.</li><li>• Remove contact lenses, if present, after the first 5 minutes, then continue rinsing eye.</li><li>• Call a poison control center or doctor for treatment advice.</li></ul>
<b>If on skin or clothing</b>	<ul style="list-style-type: none"><li>• Take off contaminated clothing.</li><li>• Rinse skin immediately with plenty of water for 15-20 minutes.</li><li>• Call a poison control center or doctor for treatment advice.</li></ul>
<b>If swallowed</b>	<ul style="list-style-type: none"><li>• Call a poison control center or doctor immediately for treatment advice.</li><li>• Do not give any liquid to the person.</li><li>• Do not induce vomiting unless told to do so by the poison control center or doctor.</li><li>• Do not give anything by mouth to an unconscious person.</li></ul>
<b>If inhaled</b>	<ul style="list-style-type: none"><li>• Move person to fresh air.</li><li>• If person is not breathing, call 911 or an ambulance, then give artificial respiration, preferably by mouth-to-mouth, if possible.</li><li>• Call a poison control center or doctor for further treatment advice.</li></ul>
Have the product container or label with you when calling a poison control center or doctor or going for treatment.	
<b>HOT LINE NUMBER</b> For 24-Hour Medical Emergency Assistance (Human or Animal) Or Chemical Emergency Assistance (Spill, Leak, Fire or Accident) Call <b>1-800-888-8372</b>	



---

**PRECAUTIONARY STATEMENTS**

---

**Hazards to Humans and Domestic Animals****CAUTION**

Causes moderate eye irritation. Harmful if swallowed or absorbed through skin. Avoid contact with eyes, skin, or clothing. May cause skin sensitization reactions in certain individuals.

**Personal Protective Equipment (PPE)****Applicators and other handlers must wear:**

- Long-sleeved shirt and long pants
- Chemical-resistant gloves, such as barrier laminate or viton
- Shoes plus socks

Follow manufacturer's instructions for cleaning/maintaining PPE. If no such instructions for washables, use detergent and hot water. Keep and wash PPE separately from other laundry.

**Engineering Control Statements**

Mixers and loaders supporting aerial applications are required to use closed systems. The closed system must be used in a manner that meets the requirements listed in the Worker Protection Standard (WPS) for agricultural pesticides [40 CFR 170.240(d)(4-6)]. When using the closed system, the mixers' and loaders' PPE requirements may be reduced or modified as specified in the WPS.

When handlers use closed systems, enclosed cabs, or aircraft in a manner that meets the requirements listed in the Worker Protection Standard (WPS) for agricultural pesticides [40 CFR 170.240(d)(4-6)], the handler PPE requirements may be reduced or modified as specified in the WPS.

**User Safety Recommendations****Users should:**

- Wash hands before eating, drinking, chewing gum, using tobacco, or using the toilet.
- Remove clothing immediately if pesticide gets inside. Then wash thoroughly and put on clean clothing.
- Remove PPE immediately after handling this product. Wash the outside of gloves before removing. As soon as possible, wash thoroughly and change into clean clothing.

### **Environmental Hazards**

Do not apply directly to water, to areas where surface water is present, or to intertidal areas below the mean high water mark. Do not contaminate water when disposing of equipment wash water or rinsate.

### **Ground Water Advisory**

The active ingredient in Medal has the potential to leach through soil into ground water under certain conditions as a result of agricultural use. Use of this chemical in areas where soils are permeable, particularly where the water table is shallow, may result in ground water contamination.

### **Surface Water Advisory**

The active ingredient in Medal has the potential to contaminate surface water through ground spray drift. Under some conditions, the active ingredient may also have a high potential for runoff into surface water (primarily via dissolution in runoff water) for several months post-application. These include poorly draining or wet soils with readily visible slopes toward adjacent surface waters, frequently flooded areas, areas overlaying extremely shallow ground water, areas with in-field canals or ditches that drain to surface water, areas not separated from adjacent surface waters with vegetated filter strips, and areas overlaying tile drainage systems that drain to surface water.

### **Mixing/Loading Instructions**

Care must be taken when using this product to prevent back-siphoning into wells, spills, or improper disposal of excess pesticide, spray mixtures, or rinsates.

Check-valves or antisiphoning devices must be used on all mixing and/or irrigation equipment.

This product may not be mixed or loaded within 50 ft. of perennial or intermittent streams and rivers, natural or impounded lakes and reservoirs. This product may not be mixed/loaded or used within 50 ft. of all wells, including abandoned wells, drainage wells, and sink holes. Operations that involve mixing, loading, rinsing, or washing of this product into or from pesticide handling or application equipment or containers within 50 ft. of any well are prohibited, unless conducted on an impervious pad constructed to withstand the weight of the heaviest load that may be positioned on or moved across the pad. Such a pad shall be designed and maintained to contain any product spills or equipment leaks, container or equipment rinse or wash water, and rain water that may fall on the pad. Surface water shall not be allowed to either flow over or from the pad, which means the pad must be self-contained. The pad shall be sloped to facilitate material removal. An unroofed pad shall be of sufficient capacity to contain at a minimum 110% of the capacity of the largest pesticide container or application equipment on the pad. A pad that is covered by a roof of sufficient size to completely

exclude precipitation from contact with the pad shall have a minimum containment capacity of 100% of the capacity of the largest pesticide container or application equipment on the pad. Containment capacities as described above shall be maintained at all times. The above-specified minimum containment capacities do not apply to vehicles when delivering pesticide shipments to the mixing/loading site.



---

**CONDITIONS OF SALE AND LIMITATION OF WARRANTY AND LIABILITY**

---

**NOTICE:** Read the entire Directions for Use and Conditions of Sale and Limitation of Warranty and Liability before buying or using this product. If the terms are not acceptable, return the product at once, unopened, and the purchase price will be refunded.

The Directions for Use of this product should be followed carefully. It is impossible to eliminate all risks inherently associated with the use of this product. Crop injury, ineffectiveness or other unintended consequences may result because of such factors as manner of use or application, weather or crop conditions, presence of other materials or other influencing factors in the use of the product, which are beyond the control of SYNGENTA CROP PROTECTION, Inc. or Seller. All such risks shall be assumed by Buyer and User, and Buyer and User agree to hold SYNGENTA and Seller harmless for any claims relating to such factors.

SYNGENTA warrants that this product conforms to the chemical description on the label and is reasonably fit for the purposes stated in the Directions for Use, subject to the inherent risks referred to above, when used in accordance with directions under normal use conditions. This warranty does not extend to the use of the product contrary to label instructions, or under abnormal conditions or under conditions not reasonably foreseeable to or beyond the control of Seller or SYNGENTA, and Buyer and User assume the risk of any such use. SYNGENTA MAKES NO WARRANTIES OF MERCHANTABILITY OR OF FITNESS FOR A PARTICULAR PURPOSE NOR ANY OTHER EXPRESS OR IMPLIED WARRANTY EXCEPT AS STATED ABOVE.

In no event shall SYNGENTA or Seller be liable for any incidental, consequential or special damages resulting from the use or handling of this product. **THE EXCLUSIVE REMEDY OF THE USER OR BUYER, AND THE EXCLUSIVE LIABILITY OF SYNGENTA AND SELLER FOR ANY AND ALL CLAIMS, LOSSES, INJURIES OR DAMAGES (INCLUDING CLAIMS BASED ON BREACH OF WARRANTY, CONTRACT, NEGLIGENCE, TORT, STRICT LIABILITY OR OTHERWISE) RESULTING FROM THE USE OR HANDLING OF THIS PRODUCT, SHALL BE THE RETURN OF THE PURCHASE PRICE OF THE PRODUCT OR, AT THE ELECTION OF SYNGENTA OR SELLER, THE REPLACEMENT OF THE PRODUCT.**

SYNGENTA and Seller offer this product, and Buyer and User accept it, subject to the foregoing Conditions of Sale and Limitation of Warranty and Liability, which may not be modified except by written agreement signed by a duly authorized representative of SYNGENTA.

### DIRECTIONS FOR USE

It is a violation of federal law to use this product in a manner inconsistent with its labeling.

Medal should be used only in accordance with recommendations on this label or in separately published EPA accepted supplemental labeling recommendations for this product.

Do not apply this product in a way that will contact workers or other persons, either directly or through drift. Only protected handlers may be in the area during application. For any requirements specific to your State or Tribe, consult the agency responsible for pesticide regulation.

#### AGRICULTURAL USE REQUIREMENTS

Use this product only in accordance with its labeling and with the Worker Protection Standard, 40 CFR part 170. This Standard contains requirements for the protection of agricultural workers on farms, forests, nurseries, and greenhouses, and handlers of agricultural pesticides. It contains requirements for training, decontamination, notification, and emergency assistance. It also contains specific instructions and exceptions pertaining to the statements on this label about personal protective equipment (PPE) and restricted-entry interval. The requirements in this box only apply to uses of this product that are covered by the Worker Protection Standard.

**Do not enter or allow worker entry into treated areas during the restricted-entry interval (REI) of 24 hours.** Exception: If the product is soil-injected or soil-incorporated, the Worker Protection Standard, under certain circumstances, allows workers to enter the treated area if there will be no contact with anything that has been treated.

PPE required for early entry to treated areas that is permitted under the Worker Protection Standard and that involves contact with anything that has been treated, such as plants, soil, or water is:

- Coveralls
- Chemical-resistant gloves, such as barrier laminate or viton
- Shoes plus socks

#### **FAILURE TO FOLLOW THE DIRECTIONS FOR USE AND PRECAUTIONS ON THIS LABEL MAY RESULT IN POOR WEED CONTROL, CROP INJURY, OR ILLEGAL RESIDUES.**

To avoid spray drift, do not apply under windy conditions. Avoid spray overlap, as crop injury may result.

**Note: Not for sale, use, or distribution in Nassau County or Suffolk County, New York.**

---

**STORAGE AND DISPOSAL**

---

Do not contaminate water, food, or feed by storage or disposal.

**Pesticide Storage**

This product may be stored at temperatures down to 30 degrees below 0°F.

**Pesticide Disposal**

Open dumping is prohibited. Wastes resulting from the use of this product are toxic. Improper disposal of unused pesticide, spray mixture, or rinsate is a violation of federal law. Pesticide, spray mixture, or rinsate that cannot be used according to label instructions must be disposed of according to federal, state, or local procedures. For guidance in proper disposal methods, contact your State Pesticide or Environmental Control Agency, or the Hazardous Waste representative at the nearest EPA Regional Office.

**Container Handling [2.5 gallon]**

Non-refillable container. Do not reuse or refill this container. Offer for recycling if available. Triple rinse container (or equivalent) promptly after emptying. Triple rinse as follows: Empty the remaining contents into application equipment or a mix tank and drain for 10 seconds after the flow begins to drip. Fill the container ¼ full with water and recap. Shake for 10 seconds. Pour rinsate into application equipment or a mix tank or store rinsate for later use and disposal. Drain for 10 seconds after the flow begins to drip. Repeat this procedure two more times. Then offer for recycling if available or puncture and dispose of in a sanitary landfill, or by incineration, or, if allowed by state and local authorities, by burning. If burned, stay out of smoke.

**Container Handling [Bulk]**

Refillable container. Refill this container with pesticide only. Do not reuse the container for any other purpose. Cleaning the container before final disposal is the responsibility of the person disposing of the container. Cleaning before refilling is the responsibility of the person refilling. To clean container before final disposal, empty the remaining contents from this container into application equipment or mix tank. Fill the container about 10 percent full with water. Agitate vigorously or recirculate water with the pump for 2 minutes. Pour or pump rinsate into application equipment or rinsate collection system. Repeat this rinsing procedure two more times. Then offer for recycling if available or puncture and dispose of in a sanitary landfill, or by incineration, or by other procedures allowed by state and local authorities. If the container is damaged, leaking or obsolete, contact Syngenta Crop Protection, Inc. at 1-800-888-8372.

For minor spills, leaks, etc., follow all precautions indicated on this label and clean up immediately. Take special care to avoid contamination of equipment and facilities during cleanup procedures and disposal of wastes. In the event of a major spill, fire, or other emergency, call 1-800-888-8372, day or night.

---

**GENERAL INFORMATION**

---

Observe all precautions and limitations on the labels of each product used in tank mixtures. Tank mixtures are permitted only in those states where the tank mix partner is registered. Refer to and follow the label for each tank mix product used for precautionary statements, directions for use, geographic and other restrictions.

Medal is a selective herbicide recommended as a preplant surface-applied, preplant incorporated, or preemergence treatment in water or fluid fertilizer for control of most annual grasses and certain broadleaf weeds in corn (all types), cotton, peanuts, pod crops, potatoes, safflowers, grain or forage sorghum, and soybeans.

**Note:** Do not use in nurseries, turf, or landscape plantings.

Do not apply under conditions which favor runoff or wind erosion of soil containing this product to nontarget areas.

To prevent off-site movement due to runoff or wind erosion:

1. Avoid treating powdery dry or light sand soils when conditions are favorable for wind erosion. Under these conditions, the soil surface should first be settled by rainfall or irrigation.
2. Do not apply to impervious substrates, such as paved or highly compacted surfaces.
3. Do not use tailwater from the first flood or furrow irrigation of treated fields to treat nontarget crops, unless at least 1/2 inch of rainfall has occurred between application and the first irrigation.

Where directions specify a Medal tank mixture with AAtrex formulations, other brands of atrazine may be used. Follow the rates, recommendations, and limitations on the AAtrex or respective atrazine product label if other brands of atrazine are used.

**Note:** Certain states may have established rate limitations for atrazine within specific geographical areas. Consult your state lead pesticide control agency for additional information. It is a violation of this label to deviate from state use regulations.

If Medal is incorporated, any supplemental tillage before planting must not exceed the depth of incorporation.

Dry weather following preemergence application of Medal or a tank mixture may reduce effectiveness. Cultivate if weeds develop.

Where reference is made to weeds partially controlled, partial control can either mean erratic control from good to poor, or consistent control at a level below that generally considered acceptable for commercial weed control.

Precaution: Injury may occur following the use of Medal under abnormally high soil moisture conditions during early development of the crop.

**Soil Textures and Herbicide Rates**

Where rates are based on coarse-, medium-, or fine-textured soils, it is understood that soil textural classes are generally categorized as follows:

<b>Coarse</b>	<b>Medium</b>	<b>Fine</b>
Sand	Loam	Sandy clay loam
Loamy sand	Silt loam	Silty clay loam
Sandy loam	Silt	Clay loam
		Sandy clay
		Silty clay
		Clay

Within rate ranges in the rate tables and elsewhere on this label, use the lower rate on soils relatively coarse-textured or low in organic matter; use the higher rate on soils relatively fine-textured or high in organic matter.

**Note:** Medal may be applied preemergence alone, or in combination with tank mix partners specified on this label, following preplant incorporated herbicides when used according to their label recommendations, provided that such use is not prohibited on the respective labels.

Thoroughly clean sprayer or other application device before using. Dispose of cleaning solution in a responsible manner. Do not use a sprayer or applicator contaminated with any other materials, or crop damage or clogging of the application device may result.

**MEDAL APPLIED ALONE**

**WEEDS CONTROLLED**

barnyardgrass (watergrass)	foxtail millet	signalgrass ( <i>Brachiaria</i> )
bristly foxtail	galinsoga	southwestern cupgrass
carpetweed	giant foxtail	tall waterhemp
common waterhemp	goosegrass	wild proso millet*
crabgrass	green foxtail	witchgrass
crowfootgrass	pigweed	woolly cupgrass*
Eastern black nightshade	prairie cupgrass	yellow foxtail
fall panicum	red rice	yellow nutsedge
Florida pusley	robust foxtails (purple, white)	

\*For control of these weeds in corn only, refer to the **Corn – Woolly Cupgrass and Wild Proso Millet Control Program** section of this label.

**Weeds Partially Controlled\*:** common purslane, eclipta, Florida beggarweed\*\*, hairy nightshade, sandbur, seedling johnsongrass, shattercane, Texas panicum\*\*\*, volunteer sorghum, wild proso millet, and woolly cupgrass.

\*See **General Information** section. Control of these weeds can be erratic, due partially to variable weather conditions. Control may be improved by following these suggested procedures:

1. **Thoroughly till moist soil** to destroy germinating and emerged weeds. If Medal is to be applied preplant incorporated, this tillage may be used to incorporate Medal if uniform 2-inch incorporation is achieved as recommended under **Application Procedures**.
2. Plant crop into moist soil **immediately after tillage**. If Medal is to be used preemergence, apply at planting or immediately after planting.
3. If available, **sprinkler irrigate** within 2 days after application. Apply ½-1 inch of water. Use lower water volume (½ inch) on *coarse-textured soils* and higher volume (1 inch) on *fine-textured soils*. Also, refer to the section on **Center Pivot Irrigation Application** for this method of applying Medal.
4. If irrigation is not possible and rain does not occur within 2 days after planting and application, weed control may be decreased. Under these conditions, a uniform, shallow cultivation is recommended as soon as weeds emerge.

\*\*For partial control of this weed, use a minimum of 1.33 pts./A and apply preemergence.

\*\*\*For partial control of this weed, use a minimum of 1.33 pts./A and apply through a center pivot irrigation system.

## ROTATIONAL CROPS

Do not rotate to food or feed crops other than those listed below.

**Medal Alone:** (1) If crop treated with Medal alone is lost, any crop on this label may be replanted immediately. Do not make a second broadcast application of Medal. If the original application was banded and the second crop is planted in the untreated row middles, a second banded treatment may be applied. (2) Barley, oats, rye, or wheat may be planted 4 ½ months following treatment; alfalfa may be planted 4 months following application. Tomatoes may be planted 6 months following application. (3) Any crop on this label, in addition to root crops, tobacco, barley, buckwheat, milo, oats, rice, rye, wheat, cabbage, or peppers, may be planted in the spring following treatment. Clover may be seeded 9 months following application. Do not graze or feed forage or fodder from cotton to livestock. (4) Following a lay-by treatment or multiple treatments applied the previous season, any crop on this label, in addition to tobacco, cabbage, or peppers, may be planted in the spring.

**Medal Tank Mixtures:** For **Rotational Crops** restrictions for Medal used in tank mixtures, refer to the statements/restrictions above for Medal and to the respective product labels of any mixing partner(s) for additional statements/restrictions.

**Important Notes:** To avoid injury to rotational alfalfa or clover, (1) Do not apply more than 1.9 lbs. active ingredient per acre (2.0 pts. of Medal) preemergence (including preplant surface incorporated, postplant incorporated, etc.), and (2) Do not make lay-by or other postemergent applications of Medal.

---

## APPLICATION PROCEDURES

---

### Application Timing

Medal alone or in some tank mixtures with other labeled herbicides may be applied for weed control in certain crops at various times. Refer to the given crop section of the label to determine if application timings listed below are recommended.

**Preplant Surface-Applied:** For minimum-tillage or no-tillage systems only, Medal alone and some Medal tank mixtures may be applied up to 45 days before planting certain crops. Use only split applications for treatments made 30-45 days before planting, with 2/3 the recommended broadcast rate for the crop and soil texture applied initially and the remaining 1/3 at planting. Treatments less than 30 days before planting may be made either as a split or a single application. Refer to individual crop to determine if early preplant surface application is recommended. If weeds are present at the time of treatment, apply in a tank mixture combination with a contact herbicide (for example, Gramoxone MAX or Roundup). Observe directions for use, precautions, and

restrictions on the label of the contact herbicide. To the extent possible, do not move treated soil out of the row or move untreated soil to the surface during planting, or weed control will be diminished.

**Preplant Incorporated:** Apply Medal to the soil and incorporate into the top 2 inches of soil within 14 days before planting, using a finishing disk, harrow, rolling cultivator, or similar implement capable of providing uniform 2-inch incorporation. Use a preplant incorporated application if furrow irrigation is used or when a period of dry weather after application is expected. If crop will be planted on beds, apply and incorporate Medal after bed formation, unless specified otherwise.

**Preemergence:** Apply Medal during planting (behind the planter) or after planting, but before weeds or crops emerge.

**Postemergence:** Medal may be applied postemergence to corn, up to 40 inches tall. Medal will not provide postemergence weed control so it must be applied to a weed-free soil surface or in combination with products that provide postemergence control of weed species present at the time of application. Use only where allowed in crop specific directions for use.

### Special Application Procedures

**CA Only (Corn, Safflowers, Pod Crops): Preplant Incorporated:** Broadcast Medal alone or with tank mix partners listed on this label to the soil and thoroughly incorporate with a disk or similar implement set to till 4-6 inches deep. For more thorough incorporation, till the soil in 2 different directions (cross-till). Crops may be planted on flat surface or on beds. Caution should be used when forming the beds that only soil from the Medal-treated zone is used (i.e., untreated soil should not be brought to soil surface). If the application is made to preformed beds, incorporate Medal with a tillage implement set to till 2-4 inches deep. Care should be taken during tilling to keep the tilled (Medal-treated) soil on the beds. **Preemergence:** Apply Medal after planting. Water with sprinkler or flood irrigation within 7-10 days.

**Fall Application (Only in IA, MN, ND, SD, WI, and portions of NE and IL – See specific instructions in the Corn, Soybeans, and Pod Crops sections of this label for timing of application and other information):** Do not apply to frozen ground. Use on medium and fine soils with greater than 2.5% organic matter that will be planted to corn or soybeans the next spring. Ground may be tilled before or after application. Do not exceed a 2 to 3-inch incorporation depth if tilled after treatment. Note: If a spring application is made, the total rate of the fall plus spring applications must not exceed the maximum total rate for the specific crop, or illegal residues may result.

**Ground Application:** Apply Medal alone or in tank mixtures by ground equipment in a minimum of 10 gals. of spray mixture per acre, unless otherwise specified.



Use sprayers that provide accurate and uniform application. For Medal tank mixtures with wettable powder or dry flowable formulations, screens and strainers should be no finer than 50-mesh. Rinse sprayer thoroughly with clean water immediately after use.

Calculate the amount of herbicide needed for band treatment by the formula:

$$\frac{\text{Band width in inches}}{\text{Row width in inches}} \times \text{Broadcast rate per acre} = \text{Amount needed per acre of field}$$

For information on applying in lower volumes of carrier, see **Low Carrier Application** section.

For application by air or through center pivot systems, see **Aerial Drift Management** and **Aerial Drift Reduction Advisory Information** sections.

For information on impregnating dry fertilizer, see **Dry Bulk Granular Fertilizer** section.

For information on application using variable-rate technologies, see **Variable-Rate Application** section.

---

## SPRAY EQUIPMENT

---

### LOW CARRIER APPLICATION

#### For Broadcast Ground Application Only

Use sprayers, such as Ag-Chem RoGator®, Hagie, John Deere Hi-Cycle™, Melroe Spra-Coupe, Tyler Patriot™, or Willmar Air Ride®, that provide accurate and uniform application. **Only water may be used as a carrier.** Screens in suction and in-line strainers should be 50-mesh. Manufacturers may require that tip screens as fine as 100-mesh be used with some nozzles. Use a pump with capacity to: (1) maintain up to 35-40 psi at the nozzles, and (2) provide sufficient agitation in tank to keep mixture in suspension. Use a minimum of 5.0 gals. of spray mixture per acre. Maximum recommended sprayer speed is 15 mph. Rinse sprayer thoroughly with clean water immediately after each use.

**Note:** Low pressure nozzles are recommended to reduce drift and increase application accuracy. Care should be taken when using automatic rate controlling devices to spray the material within the rated working pressure and flow ranges of the nozzles selected. Nozzle screens should be used when recommended by the manufacturer. All nozzles should be placed on 20-inch centers, except flooding types which should be placed on 40-inch centers. When Flat Fan-type nozzles are used, angles of 80° or 110° are recommended. Always read and follow the manufacturer's directions for optimum setup and performance of their nozzles or tips.

## **AERIAL APPLICATION**

Apply Medal in water alone or in tank mixtures with AAtrex, Lexone, Lorox, or Sencor in a minimum total volume of 2.0 gals./A by aircraft. Medal may also be applied by air in combination with Balan, Prowl, or Treflan. Avoid application under conditions where uniform coverage cannot be obtained or where excessive spray drift may occur. In order to assure that spray will be controllable within the target area when used according to label directions, make applications at a maximum height of 10 ft., using low-drift nozzles at a maximum pressure of 40 psi, and restrict application to periods when wind speed does not exceed 10 mph. To assure that spray will not adversely affect adjacent sensitive nontarget plants, apply Medal alone or Medal + AAtrex by aircraft at a minimum upwind distance of 400 ft. from sensitive plants, or apply Medal + Lexone, Lorox, or Sencor at a minimum upwind distance of 300 ft. from sensitive plants.

### **Aerial Drift Management**

Avoiding spray drift at the application site is the responsibility of the applicator. The interaction of many equipment- and weather-related factors determine the potential for spray drift. The applicator and the grower are responsible for considering all these factors when making decisions.

The following drift management requirements must be followed to avoid off-target drift movement from aerial applications to agricultural field crops. These requirements do not apply to forestry applications, public health uses, or to applications using dry formulations.

1. The distance of the outermost nozzles on the boom must not exceed 3/4 the length of the wingspan or rotor.
2. Nozzles must always point backward parallel with the air stream and never be pointed downward more than 45 degrees.

Where states have more stringent regulations, they should be observed.

The applicator should be familiar with and take into account the information covered in the **Aerial Drift Reduction Advisory Information** section below.

### **Aerial Drift Reduction Advisory Information**

#### **Information on Droplet Size**

The most effective way to reduce drift potential is to apply large droplets. The best drift management strategy is to apply the largest droplets that provide sufficient coverage and control. Applying larger droplets reduces drift potential, but will not prevent drift if applications are made improperly, or under unfavorable environmental conditions (see **Wind, Temperature and Humidity, and Temperature Inversions**).

### Controlling Droplet Size

- **Volume** – Use high flow rate nozzles to apply the highest practical spray volume. Nozzles with higher rated flows produce larger droplets.
- **Pressure** – Do not exceed the nozzle manufacturer's recommended pressures. For many nozzle types, lower pressure produces larger droplets. When higher flow rates are needed, use higher flow rate nozzles instead of increasing pressure.
- **Number of nozzles** – Use the minimum number of nozzles that provide uniform coverage.
- **Nozzle Orientation** – Orienting nozzles so that the spray is released parallel to the airstream produces larger droplets than other orientations and is the recommended practice. Significant deflection from horizontal will reduce droplet size and increase drift potential.
- **Nozzle Type** – Use a nozzle type that is designed for the intended application. With most nozzle types, narrower spray angles produce larger droplets. Consider using low-drift nozzles. Solid stream nozzles oriented straight back produce the largest droplets and the lowest drift.

### Boom Length

For some use patterns, reducing the effective boom length to less than 3/4 of the wingspan or rotor length may further reduce drift without reducing swath width.

### Application Height

Applications should not be made at a height greater than 10 ft. above the top of the largest plants, unless a greater height is required for aircraft safety. Making applications at the lowest height that is safe reduces exposure of droplets to evaporation and wind.

### Swath Adjustment

When applications are made with a crosswind, the swath will be displaced downward. Therefore, on the up and downwind edges of the field, the applicator must compensate for this displacement by adjusting the path of the aircraft upwind. Swath adjustment distance should increase with increasing drift potential (higher wind, smaller drops, etc.).

## **Wind**

Drift potential is lowest between wind speeds of 2-10 mph. However, many factors, including droplet size and equipment type, determine drift potential at any given speed. Application should be avoided below 2 mph due to variable wind direction and high inversion potential. **Note:** Local terrain can influence wind patterns. Every applicator should be familiar with local wind patterns and how they affect spray drift.

## **Temperature and Humidity**

When making applications in low relative humidity, set up equipment to produce larger droplets to compensate for evaporation. Droplet evaporation is most severe when conditions are both hot and dry.

## **Temperature Inversions**

Applications should not occur during a temperature inversion because drift potential is high. Temperature inversions restrict vertical air mixing, which causes small suspended droplets to remain in a concentrated cloud. This cloud can move in unpredictable directions due to the light variable winds common during inversions. Temperature inversions are characterized by increasing temperatures with altitude and are common on nights with limited cloud cover and light to no wind. They begin to form as the sun sets and often continue into the morning. Their presence can be indicated by ground fog; however, if fog is not present, inversions can also be identified by the movement of smoke from a ground source or an aircraft smoke generator. Smoke that layers and moves laterally in a concentrated cloud (under low wind conditions) indicates an inversion, while smoke that moves upward and rapidly dissipates indicates good vertical air mixing.

## **Sensitive Areas**

The pesticide should only be applied when the potential for drift to adjacent sensitive areas (e.g., residential areas, bodies of water, known habitat for threatened or endangered species, nontarget crops) is minimal (e.g., when wind is blowing away from the sensitive areas).

Avoid application to humans or animals. Flagmen and loaders should avoid inhalation of spray mist and prolonged contact with skin.

## **CENTER PIVOT IRRIGATION APPLICATION**

Medal alone or in tank mixture with other herbicides on this label, which are registered for center pivot application, may be applied in irrigation water preemergence (after planting, but before weeds or crop emerge) at rates recommended on this label. Medal also may be applied postemergence to the crop and preemergence to weeds in crops

where postemergence applications are allowed on this label. Follow all restrictions (height, timing, rate, etc.) to avoid illegal residues. Apply this product only through a center pivot irrigation system. Do not apply this product through any other type of irrigation system. Crop injury, lack of effectiveness, or illegal pesticide residues in the crop can result from nonuniform distribution of treated water. If you have questions about calibration, you should contact State Extension specialists, equipment manufacturers, or other experts. Do not connect an irrigation system (including greenhouse systems) used for pesticide application to a public water system, unless the pesticide label-prescribed safety devices for public water systems are in place. A person knowledgeable of the chemigation system and responsible for its operation, or under the supervision of the responsible person, shall shut the system down and make necessary adjustments should the need arise.

### **Operating Instructions**

1. The system must contain a functional check-valve, vacuum relief valve, and low pressure drain appropriately located on the irrigation pipeline to prevent water-source contamination from backflow.
2. The pesticide injection pipeline must contain a functional, automatic, quick-closing check-valve to prevent the flow of fluid back toward the injection pump.
3. The pesticide injection pipeline must also contain a functional, normally closed, solenoid-operated valve located on the intake side of the injection pump and connected to the system interlock to prevent fluid from being withdrawn from the supply tank when the irrigation system is either automatically or manually shut down.
4. The system must contain functional interlocking controls to automatically shut off the pesticide injection pump when the water pump motor stops.
5. The irrigation line or water pump must include a functional pressure switch which will stop the water pump motor when the water pressure decreases to the point where pesticide distribution is adversely affected.
6. Systems must use a metering pump, such as a positive displacement injection pump (e.g., diaphragm pump or piston pump), effectively designed and constructed of materials that are compatible with pesticides and capable of being fitted with a system interlock.
7. Do not apply when wind speed favors drift beyond the area intended for treatment.
8. Prepare a mixture with a minimum of 1 part water to 1 part herbicide(s) and inject this mixture into the center pivot system. Injecting a larger volume of a more dilute mixture per hour will usually provide more accurate calibration of metering equipment. Maintain sufficient agitation to keep the herbicide in suspension.

9. Meter into irrigation water during entire period of water application.
10. Apply in 1/2-1 inch of water. Use the lower water volume (1/2 inch) on *coarse-textured soils* and the higher volume (1 inch) on *fine-textured soils*. More than 1 inch of water at application may reduce weed control by moving the herbicide below the effective zone in the soil.

*Precaution for center pivot applications: Where sprinkler distribution patterns do not overlap sufficiently, unacceptable weed control may result. Where sprinkler distribution patterns overlap excessively, crop injury may result.*

### **DRY BULK GRANULAR FERTILIZERS**

Many dry bulk granular fertilizers may be impregnated or coated with Medal alone or selected Medal tank mixtures which are registered for preplant incorporated or preplant surface application which are used to control weeds in crops on the Medal label and are not prohibited from use on dry bulk granular fertilizers.

When applying Medal or Medal mixtures with dry bulk granular fertilizers, follow all directions for use and precautions on the respective product labels, regarding target crops, rates per acre, soil texture, application methods (including timing of application), and rotational crops.

All individual state regulations relating to dry bulk granular fertilizer blending, registration, labeling, and application are the responsibility of the individual and/or company selling the herbicide/fertilizer mixture.

Prepare the herbicide/fertilizer mixtures by using any closed drum, belt, ribbon, or other commonly used dry bulk fertilizer blender. Nozzles used to spray Medal and Medal mixtures onto the fertilizer must be placed to provide uniform spray coverage. Care should be taken to aim the spray directly onto the fertilizer only and to avoid spraying the walls of the blender.

If the herbicide/fertilizer mixture is too wet, add a highly absorptive material, such as Agsorb® or Celatom MP-79®, or similar granular clay or diatomaceous earth materials, to obtain a dry, free-flowing mixture. Absorptive materials should be added only after the herbicide has been thoroughly blended into the fertilizer mixture. Best application results will be obtained by using a granule of 6/30 particle size or of a size similar to that of the fertilizer material being used. Generally, less than 2% by weight of absorptive material will be needed. Avoid using more than 5% absorptive material by weight.

Calculate amounts of Medal, AAtrex, AAtrex + Princep, Balance PRO, Princep, Sencor, Lexone, or Sonalan by the following formula:

$$\frac{2,000}{\text{lbs. of fertilizer per acre}} \times \text{pts./A of liquid or flowable product} = \text{pts. of liquid or flowable product per ton of fertilizer}$$

$$\frac{2,000}{\text{lbs. of fertilizer per acre}} \times \text{lbs. of dry product} = \text{lbs. of dry product per ton of fertilizer}$$

**Pneumatic (Compressed Air) Application (Medal Alone):** High humidity, high urea concentrations, low fertilizer use rates, and dusty fertilizer may cause fertilizer mixture to build up or plug the distributor head, air tubes, or nozzle deflector plates. To minimize buildup, premix Medal with Exxon Aromatic 200 at a rate of 1.0-4.0 pts./gal. of Medal. Aromatic 200 is a noncombustible/nonflammable petroleum product. Aromatic 200 may be used in either a fertilizer blender or through direct injection systems. Drying agents should not be used when using Aromatic 200.

**Notes:** (1) Mixtures of Medal and Aromatic 200 must be used on dry fertilizer only. Poor results or crop injury may result if these mixtures are used in water or liquid fertilizer solutions for spraying applications. (2) When impregnating Medal in a blender before application, a drier mixture can be attained by substituting a drying agent for Aromatic 200. The use of Agsorb FG or drying agents of 6/30 particle size are recommended. (3) Drying agents are not recommended for use with On-The-Go impregnation equipment.

**Precautions:** To avoid potential for explosion, (1) Do not impregnate Medal or Medal mixtures on ammonium nitrate, potassium nitrate, or sodium nitrate, either alone or in blends with other fertilizers. (2) Do not use Medal or Medal mixtures on straight limestone, since absorption will not be achieved. Fertilizer blends containing limestone can be impregnated.

**Application**

Apply 200-700 lbs. of the herbicide/fertilizer mixture per acre. For best results, apply the mixture uniformly to the soil with properly calibrated equipment immediately after blending. Uniform application of the herbicide/fertilizer mixture is essential to prevent possible crop injury. Non-uniform application may also result in unsatisfactory weed control. In areas where conventional tillage is practiced, a shallow incorporation of the mixture into the soil may improve weed control. On fine- or medium-textured soils in areas where soil incorporation is not planned, i.e., reduced tillage situations or in some conventional till situations, make applications approximately 30 days before planting to

allow moisture to move the herbicide/fertilizer mixture into the soil. On coarse-textured soils, make applications approximately 14 days prior to planting.

Precaution: To avoid crop injury, do not use the herbicide/fertilizer mixture on crops where bedding occurs.

**VARIABLE-RATE APPLICATION**

**Variable-Rate Broadcast Ground Application for Corn and Soybeans**

Variable-rate technologies may be used for more precise applications. Two additive factors have been determined for use in applications using variable-rate technologies. One of these factors (A) is directly related to soil texture and the other (B) is related to percent organic matter (OM) and soil texture. When these two factors are added together, the resulting application rate will be more precise for a soil of a given soil texture and organic matter content. Use the formulas below to assure a more precise rate for any given area within a field.

**Formulas\* for Preplant Surface-Applied, Preplant Incorporated, Preemergence, and Early Preplant Applications**

Refer to specific instructions regarding these applications in the **Application Procedures** section of this label, as well as the appropriate crop section.

Soil Texture	Rates in Pints Per Acre					
	Preplant Surface-Applied Preplant Incorporated Preemergence			Early Preplant		
	Factors			Factors		
	A		B	A		B
COARSE	1.0	+	(0.1 x % OM)	1.2	+	(0.10 x % OM)
MEDIUM	1.17	+	(0.1 x % OM)	1.4	+	(0.08 x % OM)
FINE	1.33	+	(0.1 x % OM)	1.67	+	(0.067 x % OM)

\*Do not use on soils with greater than 8% organic matter (OM).

**Formulas\* for Fall Applications**

This product is registered for use only where corn or soybeans will be grown the following year in IA, MN, SD, ND, WI, and portions of NE and IL. Refer to specific instructions and restrictions regarding fall applications in the **Corn** and **Soybeans** sections of this label.



Soil Texture	Rates in Pints Per Acre		
	Fall Applications		
	Factors		
	A		B
COARSE	DO NOT USE		
MEDIUM	1.4	+	(0.113 x % OM)
FINE	1.8	+	(0.067 x % OM)

\*Do not use on soils with greater than 8% organic matter (OM).

### MIXING INSTRUCTIONS

**Medal Alone:** Mix Medal with water or fluid fertilizer and apply as a spray. Fill the spray tank  $\frac{1}{2}$ - $\frac{3}{4}$  full with water or fluid fertilizer, add the proper amount of Medal, then add the rest of the water or fluid fertilizer. Provide sufficient agitation during mixing and application to maintain a uniform emulsion.

**Tank Mixtures:** Fill the spray tank  $\frac{1}{4}$  full with water, and start agitation; add 2,4-D, AAtrex, Balance PRO, Balan, Banvel, Basagran, Butoxone, Butyrac, Canopy, Caparol 4L, Command, Cotoran, Eptam, Gemini, Lexone, Liberty Herbicide, Liberty ATZ Herbicide, Lorox, Lorox Plus, Marksman, MSMA, Preview, Princep, Prowl, Pursuit, AAtrex + Princep, Scepter, Sencor, Sonalan, Starfire, or Treflan, and allow it to become dispersed; then add Medal; then add GramoxoneMAX, Landmaster BW, or Roundup (glyphosate products) if these products are being used; and finally the rest of the water. For tank mixtures with AAtrex, Balance PRO, Banvel, Canopy, Caparol 4L, Command, Cotoran\*, Eptam, Gemini, Lexone, Lorox, Lorox Plus, Marksman, Preview, Princep, Prowl\*, Pursuit, AAtrex + Princep, Scepter, Sencor, Sonalan, Starfire, or Treflan, fluid fertilizers may replace all or part of the water as carrier, except in the AAtrex postemergence and the Banvel postemergence tank mixes. For tank mixtures with AAtrex, see additional mixing instructions on the AAtrex label. For each mixture, check compatibility with fluid fertilizer, as described below, before mixing in spray tank. For all tank mixtures, agitate during mixing and application to maintain a uniform suspension.

\*See **Special Mixing Instructions** for tank mixtures with Cotoran and with AAtrex or Princep + Prowl under the appropriate tank mixture section.

For directions on how to conduct a compatibility test, see **Compatibility Test** section.

### COMPATIBILITY TEST

A jar test is recommended before tank mixing to ensure compatibility of Medal with other pesticides. The following test assumes a spray volume of 25 gals./A. For other spray volumes, make appropriate changes in the ingredients.

**Note:** Nitrogen solutions or complete fluid fertilizers may replace all or part of the water in the spray. Because liquid fertilizers vary, even within the same analysis, **always check compatibility with pesticide(s) before use.** Incompatibility of tank mixtures is more common with suspensions of fertilizer and pesticides.

**Test Procedure**

1. Add 1.0 pt. of carrier (fertilizer or water) to each of 2 one qt. jars with tight lids. **Note:** Use the same source of water that will be used for the tank mix and conduct the test at the temperature the tank mix will be applied.
2. To one of the jars, add ¼ tsp. or 1.2 milliliters of a compatibility agent approved for this use, such as Compex or Unite (1/4 tsp. is equivalent to 2.0 pts./100 gals. spray). Shake or stir gently to mix.
3. To both jars, add the appropriate amount of pesticide(s) in their relative proportions based on recommended label rates. If more than one pesticide is used, add them separately with dry pesticides first, flowables next, and emulsifiable concentrates last. After each addition, shake or stir gently to thoroughly mix.
4. After adding all ingredients, put lids on and tighten, and invert each jar ten times to mix. Let the mixtures stand 15-30 minutes and then look for separation, large flakes, precipitates, gels, heavy oily film on the jar, or other signs of incompatibility. Determine if the compatibility agent is needed in the spray mixture by comparing the two jars. If either mixture separates, but can be remixed readily, the mixture can be sprayed as long as good agitation is used. If the mixtures are incompatible, test the following methods of improving compatibility: (a) Slurry the dry pesticide(s) in water before addition, or (b) add ½ the compatibility agent to the fertilizer or water and the other ½ to the emulsifiable concentrate or flowable pesticide before addition to the mixture. If incompatibility is still observed, do not use the mixture.
5. After compatibility testing is complete, dispose of any pesticide wastes in accordance with the **Storage and Disposal** section in this label.

---

**CROP USE DIRECTIONS**

---

**CORN (ALL TYPES) – MEDAL ALONE**

Apply Medal, either preplant surface, preplant incorporated, preemergence, or lay-by, using the appropriate rate specified below.

## PREPLANT SURFACE-APPLIED

Refer to instructions for use of Medal alone under **Application Procedures**.

### Fall Application:

1. Apply after September 30 in ND, SD, MN, WI, and north of Route 30 in IA.
2. Apply after October 15 north of Route 91 in NE and south of Route 30 in IA.
3. Apply after October 31 north of Route 136 in IL.

In all locations, apply to crop stubble after harvest when the sustained soil temperature at a 4-inch depth is less than 55°F and falling. In minimum-till or no-tillage systems on soils having greater than 2.5% organic matter, use 1.67-2.0 pts./A on *medium-textured* and 2.0 pts./A on *fine-textured soils*. Do not apply to frozen ground. A tillage operation may precede the application. A fall and/or a spring tillage may follow application, but do not exceed an incorporation depth greater than 2-3 inches. Minimize furrow and ridge formation in the tillage operations. **Note:** If a spring application is made, the total rate of the fall plus spring applications must not exceed the maximum total rate for corn, or illegal residues may result.

Use on medium- and fine-textured soils with minimum-tillage or no-tillage systems in CO, IA, IL, IN, KS, KY, MN, MO, MT, ND, NE, SD, TN, WI, and WY. Apply 2/3 the recommended rate of Medal (1.67 pts./A on *medium soils* and 2.0 pts./A on *fine soils*) as a split treatment 30-45 days before planting and the remainder at planting. Applications made less than 30 days prior to planting may be as either a split or single treatment. Apply 1.33 pts./A on *coarse soils* not more than 2 weeks prior to planting. **Note:** If a spring application is made, the total rate of the fall plus spring application must not exceed the maximum total rate for corn, or illegal residues may result.

On medium- and fine-textured soils with minimum- or no-tillage systems in CT, DE, MA, MD, ME, MI, NH, NY, OH, PA, RI, VA, VT, and WV, preplant surface applications may be applied following the directions for use above. If the amount of rainfall results in unsatisfactory length of weed control following the earlier treatment, a postemergence application of an appropriately labeled broadleaf and/or grass weed herbicide may be used, i.e., AAtrex, Beacon®, Bicep MAGNUM®, Bicep II MAGNUM®, Exceed®, Accent®, Banvel, Basagran, bromoxynil (Brominal® or Buctril®), or 2,4-D. If the postemergence treatment includes the herbicide used preplant surface-applied, do not exceed the total labeled rate for corn on a given soil texture. Observe all directions for use, precautions, and limitations on the label of the postemergent herbicide.

## PREPLANT INCORPORATED OR PREEMERGENCE

Follow instructions for use of Medal alone under **Application Procedures**. On *coarse soils*, apply 1.0-1.33 pts./A of Medal if organic matter content is less than 3%, or 1.33 pts./A if organic matter content is 3% or greater. On *medium soils*, apply 1.33-

1.67 pts./A of Medal. On *fine soils*, apply 1.33-1.67 pts./A of Medal if organic matter content is less than 3%, or 1.67-2.0 pts./A if organic matter content is 3% or greater.

**POSTEMERGENCE OR LAY-BY**

To extend the duration of weed control in corn, a maximum rate of 2.0 pts./A of Medal may be applied after corn emergence until the corn plants reach 40 inches in height, following any preplant surface-applied, preplant incorporated, or preemergence herbicide application, including Medal. For best results, applications should be made to soil free of emerged weeds and directed toward the base of corn plants in excess of 5 inches tall. The total Medal rate applied on corn during any one crop year should not exceed 3.9 pts./A, depending on soil texture.

**Note for all applications to corn:** To avoid possible illegal residues: (1) do not graze or feed forage from treated areas for 30 days following application and (2) do not harvest sweet corn early from treated areas for 30 days following application.

**PROBLEM WEED CONTROL DIRECTIONS**

**Shattercane, Wild Proso Millet, Woolly Cupgrass, and Eclipta – Partial Control:**

For more consistent partial control of shattercane, wild proso millet, woolly cupgrass, or eclipta, apply 1.0-1.33 pts./A of Medal preplant incorporated followed by 1.0-1.33 pts./A of Medal preemergence. Make the preemergence application during or after planting, but before weeds and corn emerge. Apply the 1.33 pts./A rate of Medal when a heavy infestation of shattercane, wild proso millet, woolly cupgrass, or eclipta is expected. A shallow cultivation may be needed to control any late emerging weeds.

**Woolly Cupgrass and Wild Proso Millet Control Program:** For control of these species, use the following 3-step program: (1) Apply Medal early preplant, preplant incorporated, or preemergence at 1.67 pts./A on *medium soils* and 2.0 pts./A on *fine-textured soils*, up to the maximum label rate. Lightly incorporate with a rotary hoe if rainfall does not occur within 5-7 days; (2) Apply a postemergence tank mix of Beacon at 0.38 oz./A or Exceed at 1 packet per 4 acres plus Accent SP at 0.33 oz./A plus 1.0 qt. of crop oil concentrate plus 1.0 gal./A of 28% nitrogen, or the equivalent amount of ammonium sulfate, when grasses are 2-3 inches tall and the corn is at least 4 inches tall; and (3) Cultivate 14-21 days after the postemergence application.

**MEDAL FOUNDATION PROGRAMS FOR PLANNED TWO-PASS WEED CONTROL SYSTEMS IN ROUNDUP READY® AND GLYPHOSATE TOLERANT CORN**

Medal may be applied preplant incorporated or preemergence in Roundup Ready or glyphosate tolerant corn at rates down to 1.0 pts./A on all soils when followed by a planned postemergence application of an approved glyphosate based product – examples include Touchdown and Roundup UltraMax. Follow all other directions for use, precautions and restrictions listed for Medal on this label. The glyphosate product must be registered for postemergence applications in Roundup Ready or glyphosate

tolerant corn and be applied according to the weed and crop timings, methods, precautions and restrictions listed on the glyphosate containing product label. When used in this way, Medal will provide reduced competition of the weeds listed as controlled in the **General Information** section of this label for a period of 30 or more days, thus improving the timing flexibility and effectiveness of the glyphosate based product application.

**Notes:** (1) Do not apply more than the labeled application rate for a given soil texture per year, either as a single or split treatment, or illegal residues may result. (2) In corn, Medal may be used up to 2.6 pts./A as either a preplant surface, preplant incorporated, or preemergence treatment on soils having an organic matter content between 6% and 20%. (3) In the event of escape of annual weeds following a preplant surface, preplant incorporated, or preemergence treatment of Medal, follow with a postemergence application of an appropriately labeled broadleaf and/or grass weed herbicide, i.e., AAtrex, Beacon, Bicep, Exceed, Accent, Banvel, Basagran, Brominal, Buctril, or 2,4-D. If the postemergence treatment includes the herbicide used in the earlier treatment, do not exceed the total labeled rate for corn on a given soil texture. (4) Brominal or Buctril may be applied postemergence alone or in tank mix combination with AAtrex. Do not exceed 1.2 lbs. a.i./A of AAtrex in tank mix combination with Brominal or Buctril postemergence. Refer to the AAtrex, Brominal, and Buctril labels for specific rates and precautions. (5) Do not use Medal on peat or muck soils.

#### **CORN – MEDAL COMBINATIONS**

Medal in any tank mixture for corn may be applied in water or fluid fertilizer before corn emerges. Use only water as a carrier when Medal is applied after corn emergence.

**Note:** For all applications to corn: (1) do not graze or feed forage from treated areas for 30 days following application, or possible illegal residues may result and (2) do not harvest sweet corn ears from treated areas for 30 days following application.

**IMPORTANT: FOR TANK MIXTURES WITH AATREX (OR OTHER BRANDS OF ATRAZINE) –** If applying Medal in tank mixture with AAtrex, all the restrictions and rate limitations on the AAtrex label must be followed if more restrictive/protective than those on this label. In addition, if AAtrex is/must be applied at rates lower than those recommended on this label, broadleaf weed control may be affected. Refer to the AAtrex label for weeds controlled at the reduced rates.

Chart 1: Medal Tank Mixtures for Corn – Additional Weeds Controlled and Special Instructions

	Medal + AAtrex and/or Princep (Preplant Surface, PPI, PRE)	Medal + AAtrex (Post)	Medal + Banvel (Field Corn)	Medal + AAtrex + Lorox	Medal + AAtrex or Princep + Prowl	Medal + Marksman	Medal + Balance PRO*
<b>Special Mixing Instructions</b>					1		
<b>Comments</b>	2,3,4,5,7,8	2,3,4,5		2,3,4,5,6	2,3,4,5	7	2,3,7
Browntop panicum	X			X	X		
Cocklebur	X	0	0	X	X	X	
Common purslane	X			X	X	X	X
Hairy nightshade	X			X	X	X	
Jimsonweed		X	0			X	X
Kochia		X				X	X
Lambsquarters	X	X	X	X	X	X	X
Morningglory	X	0	0	X	X	X	
Mustard		X				X	X
Pigweed				X	X	X	X
Prickly sida		X				X	
Ragweed	X	X	X	X	X	X	X
Smartweed	X	X	X	X	X	X	X
Velvetleaf	X	X	0	X	X	X	0-X

X = control; 0 = partial control; 0-X = partial to full control depending on ratio of products used or on weed population

\*Field corn only

**Comments**

**1. Special Mixing Instructions for Medal + AAtrex or Princep and Prowl**

(1) Fill the spray tank ¼ full with water or fluid fertilizer and start agitation. (2) To aid compatibility, add a compatibility agent, such as Unite or X-77®, at 4.0 pts./100 gals. of spray mixture. (3) Then add the AAtrex or Princep and allow it to become dispersed. (4) Then add Medal and Prowl 4E. (5) Add the rest of the water.

2. Although a single formulation for AAtrex or Princep is listed in the rate tables, other formulations may be substituted, using the following formula:

- 1.0 lb. of AAtrex Nine-O® or Princep Caliber 90® =  
1.8 pts. of AAtrex 4L or Princep 4L.

3. Although directions specify AAtrex formulations in tank mixture with Medal, other brands of atrazine may be used. Follow the rates, recommendations, and limitations on the atrazine label.

4. See additional mixing instructions on the AAtrex label.

- 5. *Precaution: Do not exceed a total of 2.5 lbs. a.i. of atrazine per acre per year. However, certain states may have established rate limitations for atrazine within specific geographical areas. Consult your state lead pesticide control agency for additional information. It is a violation of this label to deviate from state use regulations.*
- 6. Other formulations of Lorox can be used: 1.0 lb. of Lorox DF = 1.0 pt. of Lorox L.
- 7. In Minimum-Tillage and No-Tillage systems, mix with Gramoxone MAX for control of most emerged annual weeds and suppression of perennial weeds; or with Landmaster BW for suppression of emerged field bindweed and control or suppression of annual weeds; or with Roundup for control of most emerged annual and perennial weeds.
- 8. Refer to label section **Tank Mixture with AAtrex; or AAtrex + 2,4-D; or AAtrex + 2,4-D + Banvel for Minimum Tillage or No-Tillage Systems** section for specific directions for 2,4-D or Banvel burndown combinations in Minimum-Tillage and No-Tillage systems.

Medal in any tank mixture for corn may be applied in water or fluid fertilizer, except as noted.

**Notes:** (1) For all applications to corn, do not graze or feed forage from treated areas for 30 days following application, and do not harvest sweet corn ears from treated areas for 30 days following application or possible illegal residues may result. (2) When applying Medal in tank mixture with AAtrex, do not exceed a total of 2.5 lbs. a.i. of atrazine per acre per year. (3) Refer to Section C, **Corn (All Types) – Medal Alone**, Note 3 for recommended sequential postemergence treatments if escape weeds develop.

**TANK MIXTURE WITH AATREX OR PRINCEP, OR AATREX + PRINCEP – PREPLANT SURFACE, PREPLANT INCORPORATED, OR PREEMERGENCE**

In addition to the weeds controlled by Medal alone, Medal + AAtrex or Princep, or Medal + AAtrex + Princep, applied preplant surface, preplant incorporated, or preemergence, also controls the following weeds: browntop panicum, cocklebur, common purslane, hairy nightshade, lambsquarters, morningglory, ragweed, smartweed, and velvetleaf.

Apply Medal + AAtrex or Princep, or Medal + AAtrex + Princep either preplant surface, preplant incorporated, or preemergence.

**Preplant Surface-Applied:** Follow instructions for use of Medal alone under **Application Procedures** and under application instructions for Medal alone on corn. Apply Medal + AAtrex or Princep, or Medal + AAtrex + Princep on *medium soils*

(1.67 pts./A of Medal + 3.2-4.0 pts./A of AAtrex 4L or Princep 4L, or AAtrex 4L + Princep 4L combined) and on *fine soils* (1.67-2.0 pts./A of Medal + 4.0 pts./A of AAtrex 4L or 4.0-5.0 pts./A of Princep 4L, or AAtrex 4L + Princep 4L combined) in minimum-tillage and no-tillage systems in CO, IA, IL, IN, KS, KY, MN, MO, MT, ND, NE, SD, TN, WI, and WY. Apply the tank mixtures as a split or single treatment in those states and as indicated in the **Medal Alone – Preplant Surface-Applied** section of the label for corn. On *coarse soils*, apply 1.33 pts./A of Medal and 3.2 pts./A of AAtrex 4L or Princep 4L, or AAtrex 4L + Princep 4L combined.

**Preplant Incorporated or Preemergence:** Follow instructions for use of Medal alone under **Application Procedures**. Apply Medal + AAtrex or Princep, or Medal + AAtrex + Princep, using the appropriate rates from Table 1.

**Note:** Do not apply more than the labeled rate for a given soil texture per year, either as a split or single treatment, or illegal residues may result.

### **Shattercane and Wild Proso Millet – Partial Control**

For more consistent partial control of shattercane or wild proso millet, where Medal is applied in tank mixture or sequentially with other registered corn herbicides, the following applications may be made:

1. Apply 1.0-1.33 pts./A of Medal + 2.0 lbs. a.i./A of AAtrex or Princep preplant incorporated, followed by 1.0-1.33 pts./A of Medal preemergence. Make the preemergence application during or after planting, but before weeds and corn emerge.
2. Apply Medal at 1.33 pts./A alone or in tank mix combination with up to 2.0 lbs. a.i./A of AAtrex or Princep, preplant incorporated. Do not exceed the total rate of triazine herbicide recommended in combination with Medal for corn grown on a given soil texture. Follow with a post-directed application of Evik® 80W at 2.5 lbs./A. Refer to the Evik 80W label for specific directions for the post-directed application.
3. Apply Eradicane® or Sutan® (or equivalent EPTC or butylate formulations) at labeled rates preplant incorporated, followed by a preemergence application of Medal at 1.0-1.33 pts./A. Do not use Eradicane or Sutan on soils where rapid degradation has been shown to occur. Make the preemergence application during or after planting, but before weeds and corn emerge.

*Precaution: When following the application regimes in numbers 1-3 above, a shallow cultivation may be needed after the preemergence or postemergence application to help control any late emerging shattercane or wild proso millet plants.*

**Note:** Do not exceed a total of 1.9 lbs. a.i./A (2.0 pts. of Medal) in the preplant incorporated plus preemergence application on soils with less than 6% organic matter, or crop injury may occur.



**Table 1: Medal + AAtrex or Princep, or Medal + AAtrex + Princep,  
Preplant Incorporated or Preemergence – Corn (All Types)**

Soil Texture	Broadcast Rates Per Acre			
	Less than 3% Organic Matter		3% Organic Matter or Greater	
	Medal + AAtrex Nine-O* or Princep Caliber 90*	Medal + OR AAtrex Nine-O** + Princep Caliber 90**	Medal + AAtrex Nine-O* or Princep Caliber 90*	Medal + OR AAtrex Nine-O** + Princep Caliber 90**
<b>COARSE</b>	0.8-1.0 pt. + 1.1-2.2 lbs.	0.8-1.0 pt. + 0.6-1.1 lbs. + 0.6-1.1 lbs.	1.0 pt. + 1.3-2.2 lbs.	1.0 pt. + 0.7-1.1 lbs. + 0.7-1.1 lbs.
<b>MEDIUM</b>	1.0-1.33 pts. + 1.3-2.2 lbs.	1.0-1.33 pts. + 0.7-1.1 lbs. + 0.7-1.1 lbs.	1.33 pts. + 1.8-2.2 lbs.	1.33 pts. + 0.9-1.1 lbs. + 0.9-1.1 lbs.
<b>FINE</b>	1.33 pts. + 1.8-2.2 lbs.	1.33 pts. + 0.9-1.1 lbs. + 0.9-1.1 lbs.	1.33-1.67 pts. + 1.8-2.2 lbs.***	1.33-1.67 pts. + 0.9-1.1 lbs.*** + 0.9-1.1 lbs.***
Muck or Peat (soils with more than 20% organic matter)	DO NOT USE			

-25-

B/S

\*Use Princep in preference to AAtrex when heavy infestations of crabgrass or fall panicum are expected. On soils having between 6% and 20% organic matter, Medal may be used up to 2.33 pts./A in tank mix combination with 2.2 lbs./A of AAtrex Nine-O, or equivalent rates of AAtrex 4L. Refer to the AAtrex label for weeds controlled at this reduced rate.

\*\*When using the tank mixture of Medal + AAtrex Nine-O + Princep Caliber 90, use equal rates of each as shown when heavy broadleaf weed infestations are expected. When heavy infestations of crabgrass or fall panicum are expected, use a 1:2 ratio of AAtrex + Princep instead of the 1:1 ratio given in Table 1. (Example: Total AAtrex Nine-O + Princep Caliber 90 = 1.2 lbs./A, use 0.4 lb. of AAtrex + 0.8 lb. of Princep, respectively.) Refer to Comment No. 3 following Chart 1 for AAtrex 4L and Princep 4L conversions.

\*\*\*For cocklebur, yellow nutsedge, and velvetleaf control on *fine-textured soils* above 3% organic matter, apply 2.25 lbs./A of AAtrex Nine-O, or equivalent rates of AAtrex 4L, or the same total amount of AAtrex + Princep with 1.33-1.67 pts./A of Medal.

**TANK MIXTURE WITH AATREX – POSTEMERGENCE**

<u>Weeds Controlled</u>		<u>Weeds Partially Controlled</u>
barnyardgrass	kochia	cocklebur
(watergrass)	lambsquarters	morningglory
crabgrass	mustard	yellow nutsedge
crowfootgrass	pigweed	
fall panicum	prickly sida	
giant foxtail	purslane	
green foxtail	ragweed	
yellow foxtail	smartweed	
jimsonweed	velvetleaf	

Apply 1.0 pt./A of Medal + 1.3 lbs./A of AAtrex Nine-O\* on *coarse soils*, 1.33 pts./A of Medal + 1.8 lbs./A of AAtrex Nine-O on *medium soils*, or 1.33-1.67 pts./A of Medal + 1.8-2.2 lbs./A\*\* of AAtrex Nine-O on *fine soils*. Apply this tank mixture before grass and broadleaf weeds pass the 2-leaf stage and before corn exceeds 5 inches in height. Application to weeds larger than the 2-leaf stage will generally result in unsatisfactory control.

**Lay-by:** Apply to corn plants not more than 12 inches tall. Applications to corn in excess of 5 inches should be directed to the base of the corn plants; whereas, applications to corn plants less than 5 inches tall may be made over the top. Occasionally, some corn leaf burn may result, but this should not affect later growth or yield. Do not apply this postemergence tank mixture in fluid fertilizer, or severe crop injury may occur.

\*When using AAtrex 4L, use equivalent rates. One lb. of AAtrex Nine-O = 1.8 pts. of AAtrex 4L.

\*\*For better control of cocklebur, morningglory, velvetleaf, and yellow nutsedge on *fine-textured soils* above 3% organic matter, apply 2.2 lbs./A of AAtrex Nine-O, or equivalent rate of AAtrex 4L, with 1.33-1.67 pts./A of Medal.

Tank mixtures of Medal + AAtrex may be applied following use of any registered preplant surface-applied, preplant incorporated, or preemergence corn herbicide, including Medal + AAtrex.

**Note:** The total Medal rate should not exceed 3.9 pts., nor the AAtrex rate more than 2.5 lbs. a.i./A during any one crop year, or illegal residues may result. Refer to the AAtrex label for geographic, soil-texture, and rotational restrictions.

### TANK MIXTURE WITH BANVEL

**Preemergence:** Use this tank mixture only on field corn which is flat-planted (no furrows) in CO, IA, IL, IN, KS, MN, NE, OH, SD, and WI.

In addition to the weeds controlled by Medal alone, Medal + Banvel, applied preemergence, also controls lambsquarters, ragweed, smartweed, cocklebur\*, jimsonweed\*, morningglory\*, and velvetleaf\*.

\*Partially controlled.

Apply Medal + Banvel preemergence. Broadcast 1.0 pt./A of Banvel with 1.33 pts./A of Medal on *medium soils*, or with 1.33-1.67 pts./A of Medal on *fine soils*. Do not apply on *coarse soils* or on soils with less than 2.5% organic matter. Apply this tank mixture to the soil surface at planting or after planting, but before corn emerges. Plant corn at least 1.5 inches deep and apply behind planting equipment, avoiding incorporation by the planter wheel or other seed covering device. Do not incorporate before corn emergence. If it is necessary to rotary hoe to break the soil crust, do not disturb the soil more than 1/2 inch deep.

**Postemergence for Control of Pigweed (Mid-Atlantic states, including DE, MD, PA, VA, and WV):** Apply 1.0-1.5 pts. of Medal + 0.5-1.0 pt./A of Banvel or 1.0-2.0 pts./A of Banvel II by ground equipment when pigweed plants are less than 3 inches tall and before corn exceeds 5 inches in height in a minimum of 20 gals. of spray per acre. Use the lower rate on coarse-textured and low organic matter soils. Use the higher rate on fine-textured and high organic matter soils.

*Precautions: (1) Avoid drift to sensitive nontarget plants, such as soybeans, during application, or injury may occur. (2) Do not apply with aircraft.*

**TANK MIXTURE WITH AATREX AND LOROX FOR CONTROL OF LAMBSQUARTERS AND PIGWEED**

For prolonged control of lambsquarters and pigweed in DE, MD, NJ, NY, PA, VA, and WV, Medal may be applied preemergence in tank mix combination with AAtrex + Lorox. Apply Medal and AAtrex according to the rates in Table 1 and Lorox according to the following rates.

Soil Texture	Broadcast Rate Per Acre
Sandy loam (1-3% organic matter)	0.67 lb. Lorox
Sandy loam (3-6% organic matter)	1.0 lb. Lorox
Medium- and fine-textured soils (1-6% organic matter)	1.0 lb. Lorox

Observe all directions for use, precautions, and limitations on the Medal, AAtrex, and Lorox labels when applying these products in tank mix combinations.

**TANK MIXTURE WITH AATREX OR PRINCEP + PROWL FOR PROLONGED CONTROL OF LAMBSQUARTERS AND PIGWEED IN FIELD CORN ONLY (NORTHEAST U.S., INCLUDING MI, IN, KY, AND STATES EAST OF THESE)**

For prolonged control of lambsquarters and pigweed, in addition to a broad spectrum of annual broadleaf and grass weeds, Medal in tank mix combination with AAtrex\* or Princep + Prowl 4E may be applied after planting, but before corn or weeds emerge. Apply by ground equipment in a minimum of 10 gals. of water or 20 gals. of liquid fertilizer. Apply by air in a minimum of 5.0 gals. of water. Refer to Table 1 of this label for rates of Medal, AAtrex, or Princep to be applied. Apply Prowl 4E according to the following rates in Table 2.

\*Do not apply Medal in tank mix combination with AAtrex 80W + Prowl, as this combination is not compatible. Other AAtrex formulations may be used.

**Mixing Instructions:** See Comment No. 1 following Chart 1.

**Table 2: Prowl 4E – Broadcast Rates Per Acre**

Soil Texture	Percent Organic Matter in Soil		
	Less Than 1.5%	1.5-3%	Over 3%
COARSE	1.5-2.0 pts.	2.0 pts.	3.0 pts.
MEDIUM	2.0 pts.	3.0 pts.	3.0 pts.
FINE	2.0 pts.	3.0 pts.	3.0 pts.

Observe all directions for use, precautions, and limitations on the respective product labels when applying these products in tank mix combination. Refer to the Prowl 4E label for replanting instructions in the event of crop loss.

**TANK MIXTURE OF MEDAL WITH AATREX OR PRINCEP, OR AATREX + PRINCEP WITH GRAMOXONE MAX, LANDMASTER BW, OR ROUNDUP FOR MINIMUM-TILLAGE OR NO-TILLAGE SYSTEMS**

In minimum-tillage or no-tillage systems where corn is planted directly into a cover crop, stale seedbed, established sod, or previous crop residues, the contact herbicides Gramoxone MAX, Landmaster BW, or Roundup should be tank mixed with Medal, Medal + AAtrex, Medal + Princep, or Medal + AAtrex + Princep. See Comment No. 7 following Chart 1. The Medal + AAtrex or Princep, or Medal + AAtrex + Princep portion of the tank mixture provides preemergence control of the weeds listed on this label in the tank mixture section for **Medal + AAtrex or Princep, or Medal + AAtrex + Princep – Preplant Surface, Preplant Incorporated, or Preemergence.**

**Application:** Apply before, during, or after planting, but before the corn emerges, at the rates specified below. Add Gramoxone MAX, Landmaster BW, or Roundup at the following broadcast rates:

**Gramoxone MAX:** 1.5-2.0, 2.0-2.5, or 2.5-3.0 pts./A to 1-3, 3-6, or 6-inch tall weeds, respectively. Apply surfactant at 1.0 or 2.0 pts./100 gals. of spray mixture with 75% or greater or 50-74% nonionic active ingredient, respectively. This treatment will not control weeds taller than 6 inches.

**Note:** Do not apply combinations containing Gramoxone MAX in suspension-type liquid fertilizers, because the activity of paraquat will be reduced.

**Landmaster BW:** 27-54 oz./A depending on weed species and size. See the Landmaster BW label for weeds controlled, recommended rates for specific weeds, and other information concerning use.

**Roundup:** See the Roundup or Roundup RT label for weeds controlled, recommended rates, and other use directions.

Apply in 20-60 gals. of water or fluid fertilizer per acre with ground equipment.

On *coarse soils*, apply 1.0 pt./A of Medal with 1.3 lbs. of AAtrex Nine-O\* or Princep Caliber 90\*, or with 0.7 lb. of AAtrex Nine-O\*\* + 0.7 lb. of Princep Caliber 90\*\*. On *medium soils*, apply 1.33 pts./A of Medal with 1.8 lbs. of AAtrex Nine-O or Princep Caliber 90, or with 0.9 lb. of AAtrex Nine-O + 0.9 lb. of Princep Caliber 90. On *fine soils*\*\*\*, apply 1.33-1.67 pts./A of Medal with 1.8-2.2 lbs. of AAtrex Nine-O or Princep Caliber 90, or with 0.9-1.1 lbs. of AAtrex Nine-O + 0.9-1.1 lbs. of Princep Caliber 90.

\*Use Princep in preference to AAtrex when heavy infestations of crabgrass or fall panicum are expected.

\*\*When using the tank mixture of Medal + AAtrex Nine-O + Princep Caliber 90, use equal rates of AAtrex and Princep as shown when heavy broadleaf weed infestations are expected. When heavy infestations of crabgrass or fall panicum are expected, use a 1:2 ratio of AAtrex + Princep instead of the 1:1 ratio given. (Example: Total AAtrex Nine-O + Princep Caliber 90 = 1.8 lbs./A, use 0.6 lb. of AAtrex + 1.2 lbs. of Princep, respectively.) Refer to Comment No. 2 following Chart 1 for AAtrex 4L and Princep 4L conversions.

\*\*\*For cocklebur, yellow nutsedge, and velvetleaf control on *fine-textured soils* above 3% organic matter, apply 2.25 lbs./A of AAtrex Nine-O, or equivalent rate of AAtrex 4L, or the same total amount of AAtrex + Princep, with 1.33-1.67 pts./A of Medal.

**TANK MIXTURE WITH AATREX; OR AATREX + 2,4-D; OR AATREX + 2,4-D + BANVEL FOR MINIMUM-TILLAGE OR NO-TILLAGE SYSTEMS**

In minimum-tillage or no-tillage systems where corn is planted directly into a cover crop, stale seedbed, established sod, or previous crop residues, Medal applied in combination with AAtrex will kill most emerged small annual weeds. Apply Medal + AAtrex before, during, or after planting, but before corn emerges, according to the rates in Table 1

Where heavy crop residues exist, add 0.8-1.6 pts./A of an appropriately labeled 3.8 lbs. a.i./gal. of 2,4-D amine (such as Weedar 64, Weedar 64A, DMA-4 Herbicide, Weedone® 638, or Formula 40) to the spray tank last and apply in a minimum of 25 gals. of carrier per acre.

As carriers, nitrogen solutions and complete liquid fertilizers, applied before corn emergence, enhance burndown of existing weeds, and therefore are recommended instead of water. Add X-77 surfactant at 1.0-2.0 qts./100 gals. of diluted spray, or another appropriate surfactant at its recommended rate, or add crop oil concentrate plus 28% liquid nitrogen (or equivalent). Apply before weeds exceed 3 inches in height. If alfalfa is present, add Banvel to the spray mixture at 0.33-0.5 pt./A and apply before alfalfa exceeds 6 inches in height.

For fields with existing sod grasses (e.g., bromegrass, orchardgrass, rye, or timothy), when existing weeds exceed 3 inches in height or when very dry conditions exist, add Gramoxone MAX at the rate of 2.5 pts./A in place of or in addition to 2,4-D as indicated above. Do not apply Gramoxone MAX in suspension-type liquid fertilizer. Observe all directions for use, precautions, and limitations on the respective product labels when applying these products in tank mix combination. Use Balance PRO combinations only on field corn.

**TANK MIXTURE WITH MARKSMAN IN CONSERVATION TILLAGE – FIELD AND SILAGE CORN**

In conservation tillage systems where corn is planted directly into a cover crop or previous crop residue, Medal + Marksman will kill most emerged small annual weeds. Apply Medal + Marksman before, during, or after planting, but before corn emergence on *medium* and *fine soils* with greater than 2.5% organic matter. For fields with existing vegetation exceeding 3 inches in height or when very dry conditions exist, add Gramoxone MAX at its standard rate. Medal + Marksman may be applied postemergence to corn less than 3 inches tall and before weedy grasses exceed the 2-leaf stage.

As carriers, nitrogen solutions and complete liquid fertilizers, applied before corn emergence, enhance burndown of existing weeds. Do not apply Gramoxone MAX in suspension-type liquid fertilizer or use on emerged corn.

Refer to the Marksman label and follow all directions, limitations, precautions, and information regarding application and use in corn.

### **TANK MIXTURE WITH BALANCE PRO – FIELD CORN ONLY**

Medal and Balance PRO have a complementary crop response and weed control profile which allows various tank mix rate combinations to be considered. The addition of Balance PRO will improve the control of certain problem weeds, including Texas panicum, woolly cupgrass, and wild proso millet. Medal improves both the duration and spectrum of annual grass and small seeded broadleaf weed control, in particular foxtails (yellow foxtail), witchgrass, and yellow nutsedge.

To reduce the risk of an adverse crop response, the Balance PRO label does not allow applications to coarse textured soils with less than 1.5% organic matter and warns about applications to all soils with less than 1.5% organic matter or with pH greater than 7.5, as well as applications made to areas in fields with clay knolls, eroded hillsides, and exposed subsoil. Medal has no adverse crop response warnings or use restrictions.

Listed below are compensating rate options for combinations of Medal and Balance PRO, i.e. higher rates of Medal are combined with lower rates of Balance PRO, and *visa versa*. Select a rate option for Medal plus Balance PRO by weighing the intensity of problem weed pressure (population presence and density) and your acceptance for risk of an adverse crop response. For example, where Texas panicum, woolly cupgrass, or wild proso millet are a primary target weed, use a tank mix combination with a higher Balance PRO rate for the given soil type. Where your acceptance of an adverse crop response risk is low and/or a more general weed spectrum is targeted (especially yellow foxtail, witchgrass or yellow nutsedge), use a tank mix combination with a higher Medal rate for the given soil type. Where a target weed is listed as controlled on both product labels, a tank mix combination option including intermediate rates of both products may be used. Where a target weed is listed as controlled on only one product label, do not apply a rate of that product below what is recommended for that weed on the individual product label, or unacceptable control may result. Follow all

40  
85

other directions for use, rate limitations, precautions and restrictions on both the Medal and Balance PRO product labels.

Medal plus Balance PRO tank mix rate options when applied pre-plant (incorporated or surface applied) up to 7 day before planting or preemergence in field corn:

**For coarse textured soils**, where 1.5 or 1.88 oz./A of Balance PRO is used, 1.0-1.33 pts./A of Medal may be applied. Do not use Balance PRO on coarse textured soils with less than 1.5% organic matter.

**For medium textured soils**, where 1.5 oz./A of Balance PRO is used, rates as low as 1.33 pts./A of Medal may be applied. Where 1.88 or 2.25 oz./A of Balance PRO is used, rates as low as 1.0 pts./A of Dual II Magnum may be applied. Medal can be used in combinations with Balance PRO at rates up to 1.67 pts./A on medium textured soils.

**For fine textured soils**, where 1.5 oz./A of Balance PRO is used, rates as low as 1.33 pts./A of Medal may be applied if the soil organic matter is less than 3% - if the soil organic matter content is 3% or greater, 1.67 pts./A of Medal should be applied. Where 1.88 or 2.25 oz./A of Balance PRO is used, rates as low as 1.33 pts./A of Medal may be applied. Where 3.0 oz./A or more of Balance PRO are used, rates as low as 1.0 pts./A of Medal may be applied. Medal can be used in combinations with Balance PRO at rates up to 2.0 pts./A on fine textured soils if the soil organic matter content is 3% or greater.

#### **TANK MIXTURES FOR POSTEMERGENCE SALVAGE WEED CONTROL IN FIELD CORN ONLY**

For postemergence control of weeds in specific types of field corn, the Medal combinations listed below may be used. Full season weed control from early preplant, preplant incorporated, or preemergence treatments can lead to maximum yield potential under competition-free conditions. However, if control of emerged weeds is needed, a postemergence program listed below can be applied to provide residual control for the remainder of the season.

**Notes:** (1) Follow all label directions, instructions, precautions, and limitations for each product used. (2) Do not use fluid fertilizer with these mixtures or corn injury may occur. (3) For each tank mixture with Medal, apply only to the specific field corn type specified on the tank mix product label. (4) In-row weed control may be reduced because of lack of coverage when applied to corn over 4 inches tall.



**Medal + Liberty Herbicide: Postemergence Use in LibertyLink® Corn or Corn Warranted by Bayer CropScience as Being Tolerant to Liberty Herbicide**

The tank mixture of Medal + Liberty Herbicide can be applied postemergence to weeds and corn from seed designated as LibertyLink or corn warranted by Bayer CropScience as being tolerant to Liberty Herbicide. Liberty provides postemergence control of a broad spectrum of grass and broadleaf weeds and the Medal provides residual control of grasses and certain broadleaf weeds listed in the label **Medal Applied Alone – Weeds Controlled**. Refer to **Medal Alone – Preplant Incorporated or Preemergence** and use the minimum rate per soil texture and organic matter classification for season-long residual control from this tank mix combination with Liberty. Refer to the Liberty label for the Liberty postemergence application rate according to weed species and their maximum height at the time of postemergence application. Where multiple weed species are present, use the highest Liberty rate recommended to control the species and growth stages present.

Follow all applicable use directions, limitations, precautions, and information regarding application to corn on the Medal and Liberty Herbicide labels. Where difficult species and/or severe weed populations are expected, use the maximum rate where rate ranges are listed.

**Medal + Liberty ATZ Herbicide: Postemergence Use in LibertyLink Corn or Corn Warranted by Bayer CropScience as Being Tolerant to Liberty ATZ Herbicide**

The tank mixture of Medal + Liberty ATZ Herbicide can be applied postemergence to weeds and corn from seed designated as LibertyLink or corn warranted by Bayer CropScience as being tolerant to Liberty ATZ Herbicide. Liberty ATZ Herbicide provides postemergence control of a broad spectrum of grass and broadleaf weeds and the Medal provides residual control of grasses and certain broadleaf weeds listed in the label **Medal Applied Alone – Weeds Controlled**. Refer to section **Corn – Medal Alone – Preplant Incorporated or Preemergence** and use the minimum rate per soil texture and organic matter classification for season-long residual control from this tank mix combination with Liberty ATZ Herbicide. Refer to the Liberty ATZ Herbicide label for the Liberty ATZ Herbicide postemergence application rate according to weed species and their maximum height at the time of postemergence application. Where multiple weed species are present, use the highest Liberty ATZ Herbicide rate recommended to control the species and growth stages present. Do not apply to corn exceeding 12 inches in height.

Follow all applicable use directions, limitations, precautions, and information regarding application to corn on the Medal and Liberty ATZ Herbicide labels. Where difficult species and/or severe weed populations are expected, use the maximum rate where rate ranges are listed.

**Medal + Touchdown or Roundup Ultra for Postemergence Application to Corn with the Roundup Ready Gene**

The tank mixture of Medal + Touchdown or Roundup Ultra can be applied postemergence to weeds and to corn designated as containing the Roundup Ready Gene. Application may be applied postemergence to Roundup Ready corn from emergence until corn reaches 30 inches tall or the V8 stage (8 leaves with collars), whichever comes first. This mixture will provide postemergence control of weed species on the Roundup Ultra label and residual control of weed species on the Medal label. Use the minimum Medal rate postemergence with Roundup Ultra in Roundup Ready corn as specified in **Corn – Medal Alone – Preplant Incorporated or Preemergence** section of this label according to soil texture and organic matter. Refer to the **Supplemental Labeling of Touchdown or Roundup Ultra for Postemergence Application to Corn with the Roundup Ready Gene** and to the Roundup Ultra herbicide label and follow appropriate use directions, application procedures, precautions, and limitations. Apply 24-32 fl. oz./A of Roundup Ultra for control of labeled broadleaf and grass weeds. Refer to the Roundup Ultra label for directions for control of problem species.

Follow all applicable use directions, limitations, precautions, and information regarding application to corn on the Medal and Touchdown or Roundup Ultra labels, and on the **Supplemental Labeling of Roundup Ultra for Postemergence Application to Corn with the Roundup Ready Gene**. Where difficult species and/or severe weed populations are expected, use the maximum rate where rate ranges are listed.

**Medal + Roundup Ultra + AAtrex for Postemergence Application to Corn with the Roundup Ready Gene**

The tank mixture of Medal + AAtrex + Roundup Ultra can be applied postemergence to weeds and to corn designated as containing the Roundup Ready Gene. Application may be applied postemergence to Roundup Ready corn from emergence up to 12 inches in height. This mixture will provide postemergence control of weed species on the Roundup Ultra label and residual control of weed species on the Medal + AAtrex label. Use the minimum Medal + AAtrex rate postemergence with Roundup Ultra in Roundup Ready corn as specified in **Corn – Medal Combinations – Tank Mixture With AAtrex or Princep, or AAtrex + Princep – Preplant Incorporated or Preemergence** section and **Table 1** of this label according to soil texture and organic matter. Refer to the **Supplemental Labeling of Roundup Ultra for Postemergence Application to Corn with the Roundup Ready Gene** and to each product label and follow all appropriate use directions, application procedures, precautions, and limitations. Apply 24-32 fl. oz./A of Roundup Ultra for control of labeled broadleaf and grass weeds. Refer to the Roundup Ultra label for directions to control problem species.

Follow all applicable use directions, limitations, precautions, and information regarding application to corn on the Medal, AAtrex, and Roundup Ultra labels, and on the

**Supplemental Labeling of Roundup Ultra for Postemergence Application to Corn with the Roundup Ready Gene.** Where difficult species and/or severe weed populations are expected, use the maximum rate where rate ranges are listed.

---

### COTTON – MEDAL ALONE

---

**Application:** Apply Medal preemergence only in Area 1\* at the rate of 0.5-1.0 pt./A on sandy loams, 0.66-1.33 pts./A on *medium soils*, or 1.0-1.33 pts./A on *fine soils*. Apply Medal preplant incorporated or preemergence in Area 2\*\* at 1.0 pt./A on sandy loams, 1.0-1.33 pts./A on *medium soils*, or 1.33 pts./A on *fine soils*. Apply Medal postemergence to cotton and preemergence to weeds at 0.5-1.33 pts./A, according to the state rate limitations in the following **Postemergence** section. **Do not use on sands and loamy sand.**

\*Area 1 = AR, KS, LA, MS, TN, and Bootheel of MO

\*\*Area 2 = NM, OK, and TX

**Preplant Incorporated (NM, OK, and TX Only):** Apply to the soil and incorporate into the top inch of soil immediately before planting, at planting, or after planting, but before crop or weeds emerge. Use a rolling cultivator or similar implement to uniformly incorporate not more than 1 inch deep. Use a preplant incorporated application if furrow irrigation is used or when a period of dry weather after application is expected. Where furrow irrigation is used, wet the top of the bed for best results. If the crop is to be planted on beds, apply and incorporate after bed formation. Cotton should be planted below the zone of incorporation; i.e., at least 1 inch on *fine soils* and 1.5 inches on *coarse* and *medium soils*. If incorporated prior to planting, use a planter that will result in a minimum of soil disturbance.

**Note:** For best control of yellow nutsedge and suppression of seedling johnsongrass, apply Medal preplant incorporated at the maximum rate for the soil texture, whether applied alone or mixed with Caparol 4L.

**Preemergence:** Apply to the soil surface at planting or after planting, but before weeds or crop emerge.

**Postemergence:** Apply Medal broadcast over-the-top or directed to the soil surface according to the rate and cotton height limitations listed below by state. Application before weeds emerge or after clean cultivation to remove existing weeds is necessary since Medal will not control emerged weeds. Medal postemergence may be applied over any previous registered herbicide treatment. In sprinkler-irrigated areas, sprinkler irrigate after application with ½-1 inch of water (½ inch on *coarse-textured soils* to 1 inch on *fine-textured soils*) to incorporate Medal. In furrow-irrigated areas, apply Medal, incorporate with a rolling cultivator or similar implement that provides uniform shallow incorporation (2 inches or less), and then irrigate. In non-irrigated areas, if at least ½

inch of rainfall does not occur within 10 days after application, cultivate with a rolling cultivator or similar implement that provides uniform shallow incorporation of Medal.

**VA, NC, SC, GA, FL, and AL:** Apply Medal at 1.0-1.33 pts./A when cotton is 3-12 inches tall.

**TN, AR, KS, MS, MO, and LA:** Apply Medal at 0.5-1.33 pts./A when cotton is 3-12 inches tall.

**TX, OK, NM, AZ, CA, and Clay Soils in AR:** Apply Medal at 1.0-1.33 pts./A when cotton is 3-12 inches tall, but before August 1.

**Multiple Applications:** Where weed pressure is heavy, difficult-to-control species are expected, or reinfestation may occur, and a weed control program is used, multiple applications of Medal are effective when used as part of the weed control program. Apply as a preplant incorporated or preemergence treatment and follow with an application postemergence to cotton before weeds emerge or after clean cultivation to remove existing weeds, since Medal will not control emerged weeds. Cotton should be at least 3 inches tall at the postemergence timing. Apply Medal postemergence over a previous preplant or preemergence Medal application as shown in the following table.

State	Multiple Medal Applications to Cotton		
	Preplant Incorporated or Preemergence Pts./A	+	Postemergence and Height Pts./A
MS, LA, TN, AR, KS, MO	0.5-1.33 (Preemergence Only)	+	0.5-1.33 to 3-12" Cotton
TX, OK, NM	1.0-1.33	+	1.0-1.33 to 3-12" Cotton before August 1
NC, VA	1.0-1.33 (Preemergence Only)	+	1.0-1.33 to 3-12" Cotton

In sprinkler-irrigated areas, sprinkler irrigate after application with ½-1 inch of water (½ inch on *coarse-textured soils* to 1 inch on *fine-textured soils*) to incorporate Medal. In furrow-irrigated areas, apply Medal, incorporate with a rolling cultivator or similar implement that provides uniform shallow incorporation (2 inches or less), and then irrigate. In nonirrigated areas, if at least ½ inch of rainfall does not occur within 10 days after application, cultivate with a rolling cultivator or similar implement that provides uniform shallow incorporation of Medal.

**Notes:** For best control of yellow nutsedge and suppression of seedling johnsongrass, apply Medal preplant incorporated, preemergence, or postemergence to cotton and preemergence to weeds at the maximum rate for the soil texture, whether applied alone or in combinations. Do not apply more than a total of 2.0 pts./A on *coarse soils* or 2.6 pts./A of Medal on *medium* and *fine soils* during a growing season. These treatments may be applied over previous registered herbicide treatments.

*Precautions: To avoid crop injury, (1) Do not apply Medal on sand or loamy sand soils, or in areas where water is likely to "pond" over the bed; (2) To avoid concentration in the seed furrow, do not make broadcast applications of Medal to cotton planted in furrows more than 2 inches deep. Band applications may be made to cotton planted in furrows deeper than 2 inches, but band width should not exceed the width of the bottom of the furrow; (3) In furrow-planted cotton, to avoid concentration in the furrow and potential injury, do not apply Medal postemergence until after first "knifing" or cultivation to level soil surface. (4) Do not apply over-the-top in fluid fertilizer or any other adjuvant, surfactant, oil, or other pesticide not recommended in the cotton section of this label, or injury may occur; and (5) Do not apply on Taloka silt loam. (6) Do not use in Gaines County, TX.*

**Note:** Do not graze or feed forage or fodder from cotton to livestock, or illegal residues may result.

---

**COTTON – MEDAL COMBINATIONS**

---

**TANK MIXTURE WITH CAPAROL 4L**

Medal tank mixtures with Caparol 4L may be applied preplant incorporated or preemergence in water or fluid fertilizer. When fluid fertilizer is used as a carrier for Medal, either alone or in combination with Caparol 4L, mix only the amount that will be sprayed in one operation. These mixtures should not be allowed to stand without agitation. Only water may be used as a carrier for postemergence-directed application.

In addition to those weeds controlled by Medal alone, Medal + Caparol 4L, applied preplant incorporated or preemergence, also controls the following weeds: junglerice, wild oats, annual morningglory, groundcherry, hairy nightshade, lambsquarters, malva, mustard, prickly sida (teaweed), purslane, ragweed, and shallow-germinating seedlings of cocklebur and coffeeweed. As a postemergence-directed application, Caparol provides postemergence control and residual control of weeds on its label, while Medal provides residual control of weed species on its label. Medal will not control emerged weeds.

**Preplant Incorporated or Preemergence:** Apply Medal + Caparol 4L, either preplant incorporated or preemergence, using the appropriate rate from Table 3. Cotton should be planted below the zone of incorporation; i.e., at least 1.0 inch on *fine soils* and 1.5 inches on *coarse* and *medium soils*. If incorporated before planting, use a planter that will result in a minimum of soil disturbance.

**Table 3: Medal + Caparol 4L – Cotton (NM, OK, TX)**

Use Areas	Soil Texture	Broadcast Rates Per Acre	
		Medal	Caparol 4L
ALL	Sand, loamy sand	DO NOT USE	
OK, and Blacklands and Gulf Coast of TX	Loams	0.8-1.33 pts.	2.4 pts.
	Clays	1.33 pts.	4.8 pts.
Rio Grande Valley of TX	Loams	0.8-1.33 pts.	3.2 pts.
	Clays	1.33 pts.	4.8 pts.
NM; High Plains, Rolling Plains, Edwards Plateau of TX; and Southwest TX	Sandy loam	0.8-1.0 pt.	1.6 pts.
	Loams	0.8-1.33 pts.	2.4 pts.
	Sandy clay loams	1.33 pts.	2.4 pts.
	Other clay soils	1.33 pts.	3.2 pts.

**Postemergence-Directed (AR, AZ, CA, LA, MS, NM, OK, TN, TX, and MO):** Medal may be tank mixed with Caparol 4L in water and applied postemergence-directed in cotton for control of emerged weeds listed on the Caparol 4L label and residual preemergence control of weeds controlled by Medal and Caparol 4L. Or application may be made after cultivation for residual preemergence control. These treatments may be applied over previous registered treatments, including Medal, provided the maximum label rate of any product is not exceeded. Do not apply over-the-top of cotton, or injury may occur.

Apply Medal + Caparol 4L in a minimum of 20 gals. of spray volume per acre. Follow the directions, limitations, and precautions on the Caparol 4L label when Caparol is applied as a postemergence-directed application. Refer to the directions, limitations, and precautions for use of Medal under the **Cotton – Medal Alone – Postemergence** section.

*Precautions: (1) To avoid concentration in the seed furrow, do not make broadcast applications of Medal + Caparol 4L to cotton planted in furrows more than 2 inches deep. Band applications may be made to cotton planted in furrows deeper than 2 inches, but band width should not exceed the width of the bottom of the furrow. To avoid crop injury, (2) Do not apply on sand or loamy sand soils, or in areas where water is likely to "pond" over the bed; (3) Do not apply in cut areas of newly leveled fields, or in areas of excess salt; (4) Do not apply to glandless cotton varieties; and (5) Do not apply on Taloka silt loam. (6) Do not use in Gaines County, TX.*

**Note:** Do not graze or feed forage or fodder from cotton to livestock, or illegal residues may result.

Refer to the Caparol 4L label for further instructions and limitations.

**TANK MIXTURE WITH COTORAN DF**

Medal may be applied in tank mixture with Cotoran DF preemergence for control of those weeds controlled by Medal alone and those as listed on the Cotoran DF label. This combination will also control spotted spurge, hyssop spurge, nodding spurge, and prostrate spurge. Apply to the soil surface at planting or after planting, but before weeds or crop emerge, using the appropriate rates from Table 4. The tank mixture may be applied postemergence to cotton, but preemergence to weeds, or it may be applied postemergence to both cotton and broadleaf weeds for control of weeds on the Cotoran label. Apply as a directed, semi-directed, or over-the-top spray. Medal will not control emerged weeds, but will provide preemergence control of species on its label.

**Mixing Instructions:** Incompatibility may occur when tank mixing Medal and Cotoran DF. To help overcome this condition, fill the spray tank 1/4 full with water or fluid fertilizer and start agitation, add the Cotoran DF and allow it to become dispersed. Add X-77 at 0.5% volume/volume final spray (4.0 pts./100 gals.), then add the Medal and finally the rest of the water or fluid fertilizer. Agitate during mixing and application to maintain a uniform suspension. Do not use fluid fertilizer as a carrier for postemergence applications.

**Table 4: Medal + Cotoran DF – Cotton**

Soil Texture	Broadcast Rates Per Acre		
	Medal (pts.)		Cotoran DF*** (lbs.)
	Area 1*	Area 2**	
Sand, loamy sand	DO NOT USE		
Sandy loam	0.5-1.0	0.8-1.0	1.2
Loam, silt loam, silt	0.66-1.33	1.0-1.33	1.2-1.9
Fine soil	1.0-1.33	1.33	1.9-2.4

\*Area 1 = AR, LA, MS, Bootheel of MO and TN

\*\*Area 2 = Eastern OK, Gulf Coast, Rio Grande Valley, and Eastern TX

\*\*\*When using Cotoran 4L, use equivalent rates. Multiply lbs. of Cotoran DF by 1.7 to get pts. of Cotoran 4L.

**Postemergence:** This tank mixture may be applied postemergence to cotton, but preemergence to weeds or postemergence to both cotton and weeds for control of weeds on the Cotoran label. Apply as a directed, semi-directed, or over-the-top spray.

48  
85

Medal will not control emerged weeds, but will provide preemergence control of species on its label. Apply when cotton is in the 3 to 12-inch stage. Where rate ranges are given for Cotoran DF, use the higher rate when applying postemergence to weeds that are 2 inches or less. These treatments may be applied over previous registered treatments, including Medal, provided the maximum label rate of any product is not exceeded.

*Precautions: (1) Do not apply Medal + Cotoran on sand or loamy sand soils, or in areas where water is likely to "pond" over the bed, or crop injury may occur. (2) To avoid concentration in the seed furrow, do not make broadcast applications of Medal + Cotoran to cotton planted in furrows more than 2 inches deep. Band applications may be made to cotton planted in furrows deeper than 2 inches, but band width should not exceed the width of the bottom of the furrow. (3) The use of Cotoran following the use of a systemic insecticide at planting may result in crop injury. (4) Do not use on Taloka silt loam, or crop injury may occur. (5) Do not use in Gaines County, TX.*

Refer to the Cotoran labels for further instructions, precautions, and limitations.

**Note:** To avoid possible illegal residues, do not feed treated forage or gin trash to livestock, or graze treated areas.

#### **TANK MIXTURE OF MEDAL OR MEDAL + COTORAN WITH GRAMOXONE MAX OR ROUNDUP FOR MINIMUM-TILLAGE OR NO-TILLAGE SYSTEMS**

In minimum-tillage or no-tillage systems where cotton is planted directly into a cover crop, stale seedbed, or previous crop residues, the contact herbicides Gramoxone MAX or Roundup may be added to a tank mix of either Medal or Medal + Cotoran. When used as directed, the Gramoxone MAX portion of the tank mixture controls most emerged weeds and suppresses many perennial weeds. Roundup combinations will control emerged annual and perennial weeds when applied as directed on the Roundup label. The Medal and Medal + Cotoran portion of the tank mixture provides preemergence control of the weeds listed on this label in the Medal and Medal + Cotoran sections, respectively.

Refer to the label of each product used in combination and observe the planting details, information regarding application, geographical restrictions, and all other precautions and limitations. Refer to **Mixing Instructions** under **Tank Mixture with Cotoran DF** section.

**Application:** Apply before, during, or after planting, but before the cotton emerges, at the rates specified below. Apply Medal at 0.8-1.0 pt./A on sandy loams, *medium-*, and *fine-textured soils*. Refer to Table 4 for the Cotoran DF rates.

Add Gramoxone MAX or Roundup at the following broadcast rates:



**Gramoxone MAX:** 1.5-2.0, 2.0-2.5, or 2.5-3.0 pts./A to 1-3, 3-6, or 6-inch tall weeds, respectively. Apply surfactant at 1.0 or 2.0 pts./100 gals. of spray mixture with 75% or greater or 50-74% nonionic active ingredient, respectively. This treatment will not control weeds taller than 6 inches.

**Note:** Do not apply combinations containing Gramoxone MAX in suspension-type liquid fertilizers, as the activity of paraquat will be reduced.

**Roundup:** See the Roundup label for weeds controlled, recommended rates, and other use directions.

**Note:** Do not apply Medal + Cotoran 4L + Roundup in tank mixture because of compatibility problems.

Apply in 20-60 gals. of water or fluid fertilizer per acre with ground equipment.

*Precautions: (1) If heavy rain occurs soon after application, crop injury may result, especially in poorly drained areas where water stands for several days, or where the seeding slit has not been properly closed. (2) Refer to the Cotoran labels and the **Tank Mixture with Cotoran DF** section of this label for further instructions, precautions, and limitations. (3) Do not use in Gaines County, TX.*

**TANK MIXTURE WITH MSMA, MSMA + CAPAROL, OR MSMA + COTORAN**

Medal may be tank mixed with MSMA in water and applied postemergence-directed for control of emerged weeds listed on the MSMA product label and residual preemergence control of weeds controlled by Medal. The addition of Caparol or Cotoran will add control of weed species on their respective labels.

**Postemergence-Directed (AL, AR, AZ, CA, FL, GA, LA, MS, NC, NM, OK, SC, TN, TX, VA, and Bootheel of MO):** Apply Medal + MSMA postemergence-directed to 3 to 12-inch cotton according to the directions, limitations, and precautions on the MSMA product label, as well as the directions, limitations, and precautions for use of Medal in the section for **Cotton – Medal Alone – Postemergence**. Do not apply after first cotton bloom. These treatments may be applied over previous registered treatments, including Medal, provided the maximum label rate of any product is not exceeded. Cotoran or Caparol may be added to the Medal + MSMA tank mixture according to the respective label directions for application to 3 to 12-inch cotton. When these mixtures are used, follow the mixing instructions for Medal + Caparol or Cotoran and then add the MSMA product.

Do not use Medal in tank mix with premixes of MSMA plus herbicides other than those registered for use in tank mixture with Medal on cotton.

## TANK MIXTURE WITH TOUCHDOWN OR ROUNDUP (INCLUDING ROUNDUP ULTRA™ AND ROUNDUP ULTRAMAX™) FOR USE ON ROUNDUP READY COTTON ONLY

Apply Medal as a tank mixture with Touchdown or Roundup in water postemergence over the top or postemergence-directed for control of emerged weeds listed on the Touchdown or Roundup labels and for residual preemergence control of weeds listed on the Medal label. See the **Cotton – Medal Alone – Postemergence** section of this label for rates and timings of Medal and follow the Touchdown or Roundup labels for their respective rates, application method, and application timing restrictions. Do not add additional spray adjuvants, surfactants, fertilizer additives, or pesticides to this tank mixture if applied postemergence over the top, or unacceptable injury may occur.

*Precaution: Do not apply this tank mixture postemergence to any cotton variety unless it is designated Roundup Ready and unless the Touchdown or Roundup formulation being used is registered for postemergence use in Roundup Ready cotton.*

*Postemergence over-the-top applications of this tank mixture may cause temporary injury in the form of necrotic spotting to exposed cotton leaves, which will not affect normal plant development. Do not apply Touchdown or Roundup postemergence over-the-top to cotton past the growth stage limit specified on their respective labels. Do not use on sand or loamy sand soils in Gaines County, TX.*

---

## PEANUTS – MEDAL ALONE

---

Apply Medal, either preplant incorporated, postplant incorporated, preemergence, or lay-by, using the appropriate rate specified below. **Preplant Incorporated or Preemergence:** Follow instructions for use of Medal alone under **Application Procedures**. **Postplant Incorporated:** Apply and shallowly incorporate Medal into the soil after planting, but before peanut germination. Incorporation depth and incorporating implements must be kept above the seed, or seed will be damaged. **Lay-by:** Apply Medal to the soil immediately after the last normal cultivation.

Apply Medal alone, preplant incorporated, postplant incorporated, preemergence, or lay-by, at a broadcast rate of 1.0-1.33 pts./A in the Southeast\* and 0.8-1.33 pts./A in NM, OK, and TX.

\*In the Southeast, use 1.33-2.0 pts./A and apply preemergence for partial control of Florida beggarweed.

**Notes:** (1) Medal alone may be applied as directed after any of the following preplant incorporated herbicides when used according to their label recommendations: Balan at 3.0-4.0 qts./A; Treflan E.C. at 1.0 pt./A; Sonalan at 1.25-3.0 pts./A; Pursuit at 0.25 pt./A; or Prowl at 1.0-2.0 pts./A. (2) Do not graze or feed peanut forage or fodder to livestock for 30 days following application, and (3) Do not apply within 90 days of harvest, or illegal residues may result.

---

## PEANUTS – MEDAL COMBINATIONS

---

### Tank Mixture with Balan L.C.

Medal + Balan tank mixture applied preplant incorporated controls those weeds listed under **Medal Applied Alone** and those weeds as listed on the Balan label.

Apply 1.0-1.33 pts./A of Medal + 3.0-4.0 qts./A of Balan in a minimum of 10 gals. of spray volume per acre for ground application or in a minimum of 5.0 gals. of spray volume per acre for aerial application. Follow the recommended procedures for Balan on the Balan label for soil preparation and incorporation of this tank mix. Apply and incorporate Medal + Balan up to 14 days prior to planting.

**Note:** Follow all restrictions and precautions on the Balan label.

### MULTIPLE APPLICATIONS

Where weed pressure is heavy or where species difficult to control are expected, Medal is most effective when used as follows:

#### **Southeast Only (AL, FL, GA, NC, SC, VA)**

**Preplant Incorporated:** Apply Medal preplant incorporated as directed under **Peanuts – Medal Alone** or apply Medal + Balan preplant incorporated as directed previously in this section. Refer to the respective section for weeds controlled.

**OR**

**Preemergence before "ground cracking":** Apply Medal any time from preemergence up to "ground cracking" at 1.0-2.0 pts./A for extended control of weeds not yet emerged. Refer to the **Medal Applied Alone** section for a list of weeds controlled.

Follow the PPI or PRE application by:

**Lay-by:** Apply Medal at lay-by as directed under **Peanuts – Medal Alone**. Use only when late germinating weeds are expected to be a problem. Refer to the **Medal Applied Alone** section for a list of weeds controlled.

**Notes:** (1) Do not apply more than the equivalent of 2.67 lbs. of active ingredient of Medal per acre during any one year, or illegal residues may result. If Medal II is used as a sequential treatment, the lbs. of active ingredient (1.0 pt. = 0.95 lb.) plus the lbs. of active ingredient of Medal should not exceed 2.67 lbs. **Do not use Medal II after peanuts have emerged.** (2) Do not graze or feed peanut forage or fodder to livestock

for 30 days following application, and (3) Do not apply within 90 days of harvest, or illegal residues may result.

**Southwest Only (NM, OK, TX)**

**1st Application:** Apply Medal preplant incorporated or preemergence or at-cracking as directed previously in this section. Refer to the respective section for weeds controlled.

**2nd Application:** Apply Medal at lay-by as directed under **Peanuts – Medal Alone** on that label. Use only when late germinating weeds are expected to be a problem. Refer to the **Medal Applied Alone** section for a list of weeds controlled.

**Notes:** (1) Do not apply more than the equivalent of 2.67 lbs. of active ingredient of Medal per acre during any one year, or illegal residues may result. If Dual II MAGNUM is used as a sequential treatment, the lbs. of active ingredient (1.0 pt. = 0.95 lb.) plus the lbs. of active ingredient of Medal should not exceed 2.67 lbs. **Do not use Medal II after peanuts have emerged.** (2) Do not graze or feed peanut forage or fodder to livestock for 30 days following application, and (3) Do not apply within 90 days of harvest, or illegal residues may result.

**TANK MIXTURE OR SEQUENTIALLY WITH PURSUIT**

The tank mixture or sequential treatment of Medal and Pursuit controls all weeds controlled by Medal alone and by Pursuit alone. Refer to the **Medal Applied Alone** section for weeds controlled by Medal and to the Pursuit label for weeds controlled by Pursuit.

Refer to the respective labels for application methods, timing, rates, restrictions, and precautions; and use in accordance with the more restrictive label. Do not exceed the label rate of either product. Medal will not control emerged weeds.

**TANK MIXTURE WITH SONALAN**

The tank mixture controls all weeds controlled by Medal alone and by Sonalan alone. Refer to the **Medal Applied Alone** section for weeds controlled by Medal and to the Sonalan label for weeds controlled by Sonalan.

Apply Medal + Sonalan preplant incorporated using the appropriate rate from Table 5. Follow recommended soil preparation procedures for Sonalan.

**Table 5: Medal + Sonalan – Peanuts**

Soil Texture	Broadcast Rates Per Acre			
	Southeast		NM, OK, TX	
	Medal	Sonalan	Medal	Sonalan
<b>COARSE</b>	1.0-1.33 pts.	1.25-2.0 pts.	0.8-1.33 pts.	1.25-2.0 pts.
<b>MEDIUM</b>	1.0-1.33 pts.	1.75-2.5 pts.	0.8-1.33 pts.	1.75-2.5 pts.
<b>FINE</b>	1.0-1.33 pts.	2.25-3.0 pts.	0.8-1.33 pts.	2.25-3.0 pts.

**Note:** Follow all use directions, limitations, precautions, and information regarding application to peanuts on the Medal and Sonalan labels.

**TANK MIXTURE WITH PROWL**

Medal + Prowl applied preplant incorporated controls all weeds controlled by Medal alone plus Texas panicum, field sandbur, johnsongrass from seed, lambsquarters, kochia, annual spurge, and other species on the Prowl label. Apply Medal + Prowl by ground or by aerial equipment within 14 days before planting. Incorporate into the top 1-2 inches of soil before planting and within 7 days of application, using a finishing disk or similar implement capable of providing uniform incorporation. If peanuts will be planted on beds, apply and incorporate after bed formation. Refer to the **Incorporation** instructions of the respective labels for additional directions.

Apply Medal + Prowl preplant incorporated, using the appropriate rates from Table 6.

**Table 6: Medal + Prowl – Peanuts**

Soil Texture	Broadcast Rates Per Acre	
	NM, OK, TX	Other Peanut Growing States
	Medal + Prowl	Medal + Prowl
Sand, loamy sand	0.8 + 1.0-1.5 pts.	1.0-1.33 + 1.5-2.0 pts.
Sandy loam	0.8-1.0 + 1.0-1.5 pts.	1.0-1.33 + 1.5-2.0 pts.
Fine soil	1.33 + 1.0-1.5 pts.	1.33 + 1.5-2.0 pts.

**Note:** Follow all use directions, limitations, precautions, and information regarding application to peanuts on the Medal and Prowl labels.

### TANK MIXTURE OR SEQUENTIALLY WITH STARFIRE

Medal + Starfire applied at ground cracking or sequentially will control or suppress small (1-6 inch) emerged annual grass and broadleaf weeds and provide residual control of weed species listed in the **Medal Applied Alone** section of this label. Apply 11 fl. oz./A of Starfire with the appropriate Medal rate from the **Peanuts – Medal Alone** section in a minimum spray volume of 20 gals./A with ground equipment. A second application of Medal + Starfire may be made 28 days after ground cracking. (Refer to the **Peanuts – Medal Combinations – Multiple Applications** section of this label for geographical areas where multiple applications are recommended.) A second Starfire application may be made in all peanut growing areas, if needed. Refer to the respective labels and follow all directions, limitations, and restrictions for each product.

### TANK MIXTURE OR SEQUENTIALLY WITH STARFIRE + BASAGRAN

The addition of Basagran to the Medal + Starfire mixture will result in improved control of such problem broadleaf weeds as prickly sida, cocklebur, smartweed, and bristly starbur. Medal + Starfire + Basagran applied at ground cracking or sequentially will control or suppress small (1-6 inch) emerged annual grass and broadleaf weeds and provide residual control of weed species listed in the **Medal Applied Alone** section of this label. Apply 1.0 pt./A of Basagran + 11 fl. oz./A of Starfire with the appropriate Medal rate from the **Peanuts – Medal Alone** section in a minimum spray volume of 20 gals./A with ground equipment. A second application of Medal + Starfire + Basagran may be made 28 days after ground cracking. (Refer to the **Peanuts – Medal Combinations – Multiple Applications** section of this label for geographical areas where multiple applications are recommended.) A second Starfire + Basagran application may be made in all peanut growing areas, if needed. Refer to the respective labels and follow all directions, limitations, and restrictions for each product.

### TANK MIXTURE OR SEQUENTIALLY WITH STARFIRE + BUTYRAC 200 OR BUTOXONE 200

The addition of Butyrac 200 or Butoxone 200 to the Medal + Starfire mixture will result in improved control of such problem broadleaf weeds as sicklepod, morningglory, and cocklebur. Medal + Starfire + Butyrac 200 or Butoxone 200 applied at ground cracking or sequentially will control or suppress small (1-6 inch) emerged annual grass and broadleaf weeds and provide residual control of weed species listed in the **Medal Applied Alone** section of this label. Apply 11 fl. oz./A of Starfire + 8-16 fl. oz./A (0.125-0.25 lb./A) of Butyrac 200 or Butoxone 200 with the appropriate Medal rate from the **Peanuts – Medal Alone** section in a minimum spray volume of 20 gals./A with ground equipment. A second application of Medal + Starfire + Butyrac 200 or Butoxone 200 may be made 28 days after ground cracking. (Refer to the **Peanuts – Medal Combinations – Multiple Applications** section of this label for geographical areas where multiple applications are recommended.) A second Starfire + Butyrac 200 or Butoxone 200 application may be made in all peanut growing areas, if needed. Refer to

the respective labels and follow all directions, limitations, and restrictions for each product.

### TANK MIXTURE OR SEQUENTIALLY WITH BASAGRAN

Medal + Basagran applied at ground cracking or sequentially will control species on the Basagran label and provide residual control of species listed in the **Medal Applied Alone** section of this label. Apply 1.0-2.0 pts./A of Basagran in 20 gals./A, depending on weed species and stage of growth as specified on the Basagran label, with the appropriate Medal rate from the **Peanuts – Medal Alone** section. A second application of the combination may be made before peanut pegging. (Refer to the **Peanuts – Medal Combinations – Multiple Applications** section of this label for geographical areas where multiple applications are recommended.) A second Basagran application may be made in all peanut growing areas, if needed. Refer to the respective labels and follow all directions, limitations, and restrictions for each product.

### TANK MIXTURE OR SEQUENTIALLY WITH BASAGRAN + BUTYRAC 200 OR BUTOXONE 200

Medal + Basagran + Butyrac 200 or Butoxone 200 applied at ground cracking or sequentially will control species on the Basagran label and on the Butyrac or Butoxone labels, especially morningglories. Apply 1.5-2.0 pts./A of Basagran + 8.0 fl. oz./A of Butyrac 200 or Butoxone 200 in 20 gals./A, depending on weed species and stage of growth as specified on the Basagran label, with the appropriate Medal rate from the **Peanuts – Medal Alone** section. A second application of the combination may be made before peanut pegging. (Refer to the **Peanuts – Medal Combinations – Multiple Applications** section of this label for geographical areas where multiple applications are recommended.) A second Basagran + Butyrac 200 or Butoxone 200 application may be made in all peanut growing areas, if needed. Refer to the respective labels and follow all directions, limitations, and restrictions for each product.

### TANK MIXTURE OR SEQUENTIALLY WITH STORM

Medal + Storm applied at ground cracking through 2 expanded tetrafoliate leaves or Medal applied according to the directions for **Medal Alone** and followed with an at-cracking through postemergence treatment of Storm as specified on its label will control species on the Storm label and provide residual control of species listed in the **Medal Applied Alone** section of this label. Medal will not control emerged weeds. Refer to the **Peanuts – Medal Alone** section and to the Storm label and follow all directions, limitations, and restrictions for each product.

---

### POD CROPS – MEDAL ALONE

---

Pod crops, including garbanzo, great northern beans, kidney beans, lima beans, mung beans, navy beans, peas (English\*; southern peas, such as blackeye, pinkeye, crowder,

etc.), pinto beans, snap beans (green, wax, string), lentils, and lupines (sweet, white, white sweet, and grain).

**Fall Application:**

1. Apply after September 30 in ND, SD, MN, WI, and north of Route 30 in IA.
2. Apply after October 15 north of Route 91 in NE and south of Route 30 in IA.
3. Apply after October 31 north of Route 136 in IL.

In all locations, apply to crop stubble after harvest when the sustained soil temperature at a 4-inch depth is less than 55°F and falling. In minimum-till or no-tillage systems on soils having greater than 2.5% organic matter, use 1.67-2.0 pts./A on *medium-textured* and 2.0 pts./A on *fine-textured soils*. Do not apply to frozen ground. A tillage operation may precede the application. A fall and/or a spring tillage may follow application, but do not exceed an incorporation depth greater than 2-3 inches. Minimize furrow and ridge formation in the tillage operations. **Note:** If a spring application is made, the total rate of the fall plus spring applications must not exceed the maximum total rate for pod crops, or illegal residues may result.

**Spring Application:**

Apply Medal, either preplant incorporated or preemergence, using the appropriate rate specified below. **Preplant Incorporated or Preemergence:** Follow instructions for use of Medal alone under **Application Procedures**. On *coarse soils* with less than 3% organic matter, apply 1.0-1.33 pts./A of Medal or 1.33 pts./A if organic matter is 3% or greater. On *medium soils*, apply 1.33-1.67 pts./A of Medal. On *fine soils*, apply 1.33-1.67 pts./A of Medal if organic matter content is less than 3%, or 1.67-2.0 pts./A if organic matter content is 3% or greater.

\*On English peas, use only preemergence applications. Do not use on English peas in northeastern U.S., or injury may occur.

**Notes:** To avoid possible illegal residues, (1) Do not cut for hay within 120 days following a Medal application, and (2) Do not apply more than 2.0 pts./A of Medal during any one crop year.

---

**POD CROPS – MEDAL COMBINATIONS**

---

**Note:** When applying Medal in combination on pod crops, do not cut for hay within 120 days following application, or illegal residues may result.



**TANK MIXTURE AND SEQUENTIAL APPLICATIONS WITH EPTAM – BEANS  
(GREEN OR DRY)**

This mixture controls all weeds controlled by Medal alone and by Eptam alone. Refer to the **Medal Applied Alone** section of this label for weeds controlled by Medal alone and to the Eptam label for weeds controlled by Eptam.

**Preplant Incorporated:** Follow instructions for use of Medal alone under **Application Procedures**. **Sequential:** Apply Eptam alone preplant incorporated, as specified on that label. Follow with a preemergence application of Medal, at rates specified for Medal alone, during planting (behind the planter) or after planting, but before the weeds or crop emerge.

Refer to the **General Information** section of this label and to the Eptam label for weather, cultural practices, and all other precautions and limitations that affect performance of these products.

Apply 2.5-4.5 pts./A of Eptam 7E\* with Medal as specified. On *coarse soils*, apply 0.8 pt./A of Medal if organic matter content is less than 3%, or 1.0 pt./A if organic matter content is 3% or greater. On *medium soils*, apply 1.0 pt./A of Medal if organic matter content is less than 3%, or 1.33 pts./A if organic matter content is 3% or greater. On *fine soils*, apply 1.33 pts./A of Medal if organic matter is less than 3%, or 1.33-1.67 pts./A if organic matter is 3% or greater.

\*Refer to the Eptam label for rate limitations depending on geographical area, and for species and varietal restrictions.

*Precaution: Do not exceed 3.5 pts./A of Eptam 7E on small white beans or green beans grown on coarse-textured soils.*

**TANK MIXTURE WITH TREFLAN – BEANS (DRY – KIDNEY, NAVY, PINTO, ETC.;  
LIMA; AND SNAP)**

Medal + Treflan tank mix applied preplant incorporated controls those weeds listed under **Medal Applied Alone** and those weeds listed for Treflan alone on the Treflan label. Medal + Treflan may be applied by ground or by aerial equipment and incorporated up to 14 days prior to planting. Follow the recommended procedures on this label and on the respective Treflan label, using equipment that provides uniform 2-inch incorporation.

Apply Medal + Treflan tank mix using the appropriate Medal rate specified for Medal alone, and the Treflan rate from the Dry Beans, and the Lima and Snap Beans sections of the respective Treflan label. Choose the product rate for the specific soil texture/organic matter classification and weed species expected.

58  
85

**Note:** Follow all restrictions and precautions on the respective Treflan label and in the **Pod Crops – Medal Alone** section of this label.

---

## POTATOES – MEDAL ALONE

---

Apply Medal, either incorporated, preemergence, or postemergence to potatoes after hilling/lay-by, according to directions specified below for control of weeds listed under the **General Information** section. Within a rate range, use the lower rate on soils relatively coarse-textured or low in organic matter; use the higher rate on soils relatively fine-textured or high in organic matter. Effectiveness will be reduced if later cultural practices expose untreated soil. For applications by center pivot irrigation, see **Center Pivot Irrigation Application** section of this label.

**Incorporated:** Apply Medal at 1.0-2.0 pts./A to the soil and incorporate into the top 3 inches before planting, using a finishing disk, harrow, rolling cultivator, or similar implement. Planting and later cultural practices should not bring untreated soil to the surface. Postplant incorporated application may be made any time after planting to drag-off, but before potato emergence. Use an implement that evenly distributes Medal in the top 2 inches of soil. Do not damage potato seed pieces or sprouts with incorporation equipment.

**Preemergence:** Apply Medal at 1.0-2.0 pts./A, either after planting as a preemergence, delayed preemergence, after drag-off or hilling treatment, but before weeds emerge. Up to 2.6 pts./A of Medal alone may be used where soil organic matter is between 6% and 20%.

**Postemergence After Hilling/Lay-by:** Apply 1.67 pts./A of Medal postemergence to potatoes through after hilling/at lay-by to control Medal-sensitive species for remainder of the growing season. This application will not control emerged weeds. It may be applied over a previous Medal application, but do not apply more than 3.6 pts./A of Medal in a single crop season.

*Precautions: (1) Do not use on muck or peat soils. If cool, wet soil conditions occur after application, Medal may delay maturity and/or reduce yield of Superior and other early maturing potato varieties. To avoid crop injury, (2) Do not use on sweet potatoes or yams; (3) Do not apply both as a preemergence and an incorporated treatment; and (4) Do not use in Kern County, CA.*

**Note:** Potatoes treated with Medal should not be harvested within 60 days after the at-planting to drag-off application, or within 40 days after a lay-by application, or illegal residues may result.

---

## POTATOES – MEDAL COMBINATIONS

---

### TANK MIXTURE WITH SENCOR OR LEXONE

In addition to those weeds controlled by Medal alone, Medal applied in tank mix combination with, or sequentially with, any of the registered Sencor or Lexone formulations, also controls the following broadleaf weeds: cocklebur\*, hairy nightshade\*, hemp sesbania, jimsonweed\*, lambsquarters, prickly sida, ragweed, smartweed, velvetleaf, Venice mallow, and wild mustard.

\*Partially controlled.

Medal at 1.0-2.0 pts./A plus the labeled Sencor/Lexone use rate may be used preemergence or postemergence to potatoes through after last hilling. Apply 1.0-1.33 pts./A of Medal on *coarse soils* and 1.33-2.0 pts./A on other soil textures. Within this rate range, use the lower rate on soils relatively coarse-textured or low in organic matter; use the higher rate on soils relatively fine-textured or high in organic matter. Effectiveness will be reduced if later cultural practices expose untreated soil. Medal will not control emerged weeds.

Refer to the Sencor or Lexone labels for precautionary statements, restrictions, application information, center pivot irrigation application, weeds controlled, and varietal limitations.

*Precautions: (1) Postemergence applications to potatoes except center pivot should be made only as a directed or semi-directed spray to avoid chlorosis, minor necrosis, or leaf distortion. To avoid crop injury, (2) Do not use Medal + Sencor or Lexone on potatoes in Kern County, CA, and (3) Do not apply to sweet potatoes or yams. (4) Do not use this tank mixture on muck or peat soils.*

**Notes:** (1) Potatoes treated with Medal in tank mixture with Sencor or Lexone cannot be harvested within 60 days after application, or illegal residues may result. (2) Potatoes may not be harvested within 40 days after a lay-by application of Medal, or illegal residues may result.

60  
85

**MEDAL + LOROX TANK MIXTURE (EAST OF ROCKY MOUNTAINS)**

Medal may be applied in a tank mix combination with any of the registered Lorox formulations as a preemergence broadcast application to potatoes. Apply to the soil surface after planting and before emergence of the crop or after final drag-off according to the rates specified in Table 7.

**Table 7: Medal + Lorox – Potatoes (East of Rocky Mountains)**

Soil Texture	Broadcast Rates Per Acre			
	1% to Less Than 3% Organic Matter		3-5% Organic Matter	
	Medal	Lorox*	Medal	Lorox*
<b>COARSE</b> Sandy loam	1.0 pt.	1.0-1.5 lbs.	1.33 pts.	1.5-2.0 lbs.
<b>MEDIUM</b> Loam, silt loam, silt	1.33 pts.	1.5-2.0 lbs.	1.67-2.0 pts.	2.0-2.5 lbs.

\*When using Lorox L or Lorox DF, use equivalent rates. One pt. of Lorox L equals 1.0 lb. of Lorox DF.

*Precautions: To avoid crop injury, (1) Do not use on sands or loamy sands, and (2) Do not incorporate or spray over the top of emerged potatoes.*

Refer to the **General Information** section of this label and to the Lorox label for precautionary statements, restrictions, application information, and weeds controlled.

**TANK MIXTURE WITH PROWL 4E**

In addition to the weeds controlled by Medal alone, this tank mixture with Prowl 4E controls such problem species as kochia, lambsquarters, purslane, annual spurge, stinging nettle, and others specified on the Prowl 4E Alone label. Apply Medal + Prowl 4E preemergence, preemergence incorporated, or early postemergence according to the specific directions on the Prowl 4E label, using the rates in Table 8.

**Table 8: Medal + Prowl 4E – Potatoes**

Soil Texture	Broadcast Rates Per Acre	
	Less Than 3% Organic Matter	More Than 3% Organic Matter
	Medal + Prowl 4E*	Medal + Prowl 4E*
<b>COARSE</b>	1.0-1.33 pts. + 1.0-1.5 pts.	1.0-1.33 pts. + 1.0-1.5 pts.
<b>MEDIUM</b>	1.33 pts. + 1.5-2.0 pts.	1.33-1.67 pts. + 2.0-3.0 pts.
<b>FINE</b>	1.33-1.67 pts. + 2.0-3.0 pts.	1.67-2.0 pts. + 3.0 pts.

\*When using other formulations of Prowl, use equivalent rates of active ingredient.

Refer to the Medal and Prowl 4E labels and observe all directions, timings, limitations, precautions, and restrictions concerning the use of these products on potatoes and follow the most restrictive.

**Tank Mixture with Prowl 4e + Eptam**

In addition to the weeds controlled by Medal alone, this tank mixture will control those species on the Prowl 4E and Eptam labels. Refer to the Medal + Prowl 4E labels for rates of those products and add Eptam 7E at 3.5-7.0 pts./A, depending on geographical area. Refer to the respective Medal, Prowl 4E, and Eptam labels and observe all directions, limitations, precautions, and restrictions concerning the use of these products on potatoes and follow the most restrictive.

---

**SAFFLOWERS – MEDAL ALONE**

---

**Preplant Incorporated or Preemergence:** Follow instructions for use of Medal alone under **Application Procedures**.

On *coarse soils*, apply 1.0-1.33 pts./A of Medal if organic matter content is less than 3%, or 1.33 pts./A if organic matter is 3% or greater. On *medium soils*, apply 1.33-1.67 pts./A of Medal. On *fine soils*, apply 1.33-1.67 pts./A of Medal if organic matter content is less than 3%, or 1.67-2.0 pts./A if organic matter content is 3% or greater.

---

**GRAIN OR FORAGE SORGHUM (SEED TREATED WITH CONCEP) – MEDAL ALONE**

---

Apply Medal, either preplant surface, preplant incorporated, or preemergence, using the appropriate rate specified below. Apply Medal alone only when the sorghum seed has been properly treated by the seed company with Concep.

**Preplant Surface-Applied:** Refer to instructions for use of Medal under **Application Procedures**. For minimum-tillage or no-tillage systems only, Medal may be applied up to 45 days before planting in CO, IA, IL, KS, MO, NE, and SD. Use only split applications for treatments made 30-45 days prior to planting, with 2/3 of the broadcast rate applied initially and the remaining 1/3 at planting. Apply 1.5 pts./A of Medal on *medium soils* or 1.67 pts./A on *fine soils*. Treatments less than 30 days prior to planting may be made either as a split or single application. Apply 1.33 pts./A of Medal on *coarse soils* not more than 2 weeks prior to planting. Under dry conditions, irrigation after application is recommended to move Medal into the soil.

**Preplant Incorporated or Preemergence:** Refer to instructions for use of Medal under **Application Procedures**. Broadcast 1.0-1.33 pts./A of Medal on *coarse soils*, 1.33-1.5 pts./A on *medium soils*, or 1.33-1.67 pts./A on *fine soils*.

*Precautions: (1) If sorghum seed is not properly treated with Concep, Medal will severely injure the crop. (2) Under high soil moisture conditions prior to sorghum emergence, injury may occur following the use of Medal. The crop will normally outgrow this effect. (3) Do not use Medal on sorghum grown under dry mulch tillage, or injury may occur. (4) Except for the split preplant surface treatment, do not make more than one application per year, or illegal residues may result.*

---

**GRAIN OR FORAGE SORGHUM (SEED TREATED WITH CONCEP) – MEDAL COMBINATIONS**

---

Medal tank mixtures with AAtrex may be applied in water or fluid fertilizer. Apply Medal in tank mixtures only when the sorghum seed has been properly treated by the seed company with Concep.

**IMPORTANT: FOR TANK MIXTURES WITH AATREX (OR OTHER BRANDS OF ATRAZINE) – If applying Medal in tank mixture with AAtrex, all the restrictions and rate limitations on the AAtrex label must be followed if more restrictive/protective than those on this label. In addition, if AAtrex is/must be applied at rates lower than those recommended on this label, broadleaf weed control may be affected. Refer to the AAtrex label for weeds controlled at the reduced rates.**

*Precautions: (1) Applications of Medal + AAtrex on highly alkaline soils or on eroded areas where calcareous subsoils are exposed may cause sorghum injury. (2) If sorghum seed is not properly treated with Concep, Medal + AAtrex may severely injure the crop. (3) Under high soil moisture conditions prior to sorghum emergence, injury may occur following the use of Medal + AAtrex. The crop will normally outgrow this effect. (4) Do not use Medal + AAtrex on sorghum grown under dry mulch tillage, or injury may occur. (5) Except for the split preplant surface treatment, do not make more than one application per year, or illegal residues may result.*

**TANK MIXTURE WITH AATREX**

In addition to the weeds controlled by Medal alone, Medal + AAtrex also controls the following broadleaf weeds when applied either preplant surface, preplant incorporated, or preemergence: cocklebur, common purslane, hairy nightshade, lambsquarters, morningglory, ragweed, smartweed, and velvetleaf.

**Preplant Surface-Applied:** Refer to instructions for use of Medal under **Application Procedures**. For minimum-tillage or no-tillage systems only, Medal + AAtrex may be applied up to 45 days prior to planting in IA, IL, eastern KS, MO, NE, and SD. Use only split applications for treatments made 30-45 days prior to planting, with 2/3 of the broadcast rate applied initially and the remaining 1/3 at planting. Apply 1.5 pts./A of Medal + 1.7-2.0 lbs./A of AAtrex Nine-O\* on *medium soils* with 1.5% organic matter or greater. Apply 1.5 pts./A of Medal + 1.7-2.0 lbs./A of AAtrex Nine-O on *fine soils* with less than 1.5% organic matter, or apply 1.67 pts./A of Medal + 2.0-2.2 lbs./A of AAtrex Nine-O on *fine soils* with 1.5% organic matter or greater. Treatments less than 30 days prior to planting may be made either as a split or single application. Under dry conditions, irrigation after application is recommended to move Medal + AAtrex into the soil.

*Precautions: To avoid crop injury, (1) Do not use on coarse soils, and (2) Do not use on medium soils with less than 1.5% organic matter.*

**Preplant Incorporated or Preemergence:** Refer to instructions for use of Medal under **Application Procedures**. On *medium soils* with 1.5% organic matter or greater, apply 1.0 pt./A of Medal + 1.3 lbs./A of AAtrex Nine-O\*. On *fine soils* with less than 1.5% organic matter, apply 1.0 pt./A of Medal + 1.3 lbs./A of AAtrex Nine-O; on *fine soils* with 1.5% organic matter or greater, apply 1.2-1.33 pts./A of Medal + 1.6-1.8 lbs./A of AAtrex Nine-O.

\*When using AAtrex 4L, use equivalent rates. One lb. of AAtrex Nine-O = 1.8 pts. of AAtrex 4L.

*Precautions: To avoid crop injury, (1) Do not use on coarse soils; (2) Do not use on medium soils with less than 1.5% organic matter; (3) Do not use in NM, OK, or TX, except in northeast OK and the TX Gulf Coast and Blacklands areas; and (4) Do not apply preplant incorporated in AZ or the Imperial Valley of CA.*

**TANK MIXTURE OF MEDAL OR MEDAL + AATREX, WITH GRAMOXONE MAX, LANDMASTER BW, OR ROUNDUP FOR MINIMUM-TILLAGE OR NO-TILLAGE SYSTEMS**

In minimum-tillage or no-tillage systems where sorghum (seed treated with Concep) is planted directly into a cover crop, stale seedbed, established sod, or previous crop residues, the contact herbicides Gramoxone MAX, Landmaster BW, or Roundup may be tank mixed with Medal or Medal + AAtrex. See Comment No. 7 following Chart 1. The Medal or Medal + AAtrex portion of the tank mixture provides preemergence control of the weeds listed on this label under the respective sections.

Refer to the label of each product used in combination and observe the planting details, restrictions, and all other precautions and limitations.

**Application:** Apply before, during, or after planting, but before sorghum emerges, at the appropriate rates listed under **Grain or Forage Sorghum – Medal Alone** or **Medal Combinations – Medal + AAtrex**, respectively. Add Gramoxone MAX, Landmaster BW, or Roundup at the following broadcast rates:

**Gramoxone MAX:** 1.5-2.0, 2.0-2.5, or 2.5-3.0 pts./A to 1-3, 3-6, or 6-inch tall weeds, respectively. Apply surfactant at 1.0 or 2.0 pts./100 gals. of spray mixture with 75% or greater or 50-74% nonionic active ingredient, respectively. This treatment will not control weeds taller than 6 inches.

**Landmaster BW:** 27-54 oz./A depending on weed species and size. See the Landmaster BW label for weeds controlled, recommended rates for specific weeds, and other information concerning use.

**Roundup:** See the Roundup or Roundup RT label for weeds controlled, recommended rates, and other use directions.

Apply in a minimum of 20 gals. of water per acre with conventional spray equipment.

---

**SOYBEANS – MEDAL ALONE**

---

Apply Medal, either preplant surface-applied, preplant incorporated, or preemergence, or as a postemergence treatment using the appropriate rate specified below. **Preplant Surface-Applied, Preplant Incorporated, or Preemergence:** Follow instructions for use of Medal alone under **Application Procedures**.



## Preplant Surface-Applied

### Fall Application:

1. Apply after September 30 in ND, SD, MN, WI, and north of Route 30 in IA.
2. Apply after October 15 north of Route 91 in NE and south of Route 30 in IA.
3. Apply after October 31 north of Route 136 in IL.

In all locations, apply to crop stubble after harvest when the sustained soil temperature at a 4-inch depth is less than 55° F and falling. In minimum-till or no-tillage systems on soils having greater than 2.5% organic matter, use 1.67-2.0 pts./A on *medium-textured* and 2.0 pts./A on *fine-textured soils*. Do not apply to frozen ground. A tillage operation may precede the application. A fall and/or a spring tillage may follow application, but do not exceed an incorporation depth greater than 2-3 inches. Minimize furrow and ridge formation in the tillage operations. **Note:** If a spring application is made, the total rate of the fall plus spring applications must not exceed the maximum total rate for soybeans, or illegal residues may result.

Use on medium and fine soils with minimum-tillage or no-tillage systems in CO, CT, DE, IA, IL, IN, KS, KY, MA, MD, ME, MI, MN, MO, MT, ND, NE, NH, NY, OH, PA, RI, SD, TN, VA, VT, WI, WV, and WY. Apply 2/3 the recommended rate of Medal (1.67 pts./A on *medium soils* and 2.0 pts./A on *fine soils*) as a split treatment 30-45 days prior to planting and the remainder at planting. Applications made less than 30 days before planting may be as either a split or single treatment. Apply 1.33 pts./A on *coarse soils* not more than 2 weeks prior to planting.

**Preplant Incorporated or Preemergence:** On *coarse soils*, apply 1.0-1.33 pts./A of Medal if organic matter content is less than 3%, or 1.33 pts./A if organic matter content is 3% or greater. On *medium soils*, apply 1.33-1.67 pts./A of Medal. On *fine soils*, apply 1.33-1.67 pts./A of Medal if organic matter content is less than 3%, or 1.67-2.0 pts./A if organic matter content is 3% or greater.

### **MEDAL FOUNDATION PROGRAMS FOR PLANNED TWO-PASS WEED CONTROL SYSTEMS IN ROUNDUP READY AND GLYPHOSATE TOLERANT SOYBEANS**

Medal may be applied preplant incorporated or preemergence in Roundup Ready or glyphosate tolerant soybeans at rates down to 1.0 pts./A on all soils when followed by a planned postemergence application of an approved glyphosate based product – examples include Touchdown and Roundup UltraMax. Follow all other directions for use, precautions and restrictions listed for Medal on this label. The glyphosate product must be registered for postemergence applications in Roundup Ready or glyphosate tolerant soybeans and be applied according to the weed and crop timings, methods, precautions and restrictions listed on the glyphosate-containing product label. When used in this way, Medal will provide reduced competition of the weeds listed as controlled in the **General Information** section of this label for a period of 30 or more

days, thus improving the timing flexibility and effectiveness of the glyphosate based product application.

**Note:** On soybeans, Medal may be used up to 2.6 pts./A as a preplant surface-applied, preplant incorporated, or preemergence treatment on soils having an organic matter content between 6% and 20%. The total Medal rate applied to soybeans during any one crop should not exceed 2.6 pts./A. Do not graze or feed treated soybean forage, hay, or straw to livestock 30 days following treatment, or illegal residues may result.

**POSTEMERGENCE USE ON SOYBEANS – MEDAL ALONE**

Postemergence: Apply 1.0-1.33 pts./A as a postemergence treatment to soybeans. This treatment will control only weeds that have not emerged. Apply this treatment to soybeans from emergence up through the third trifoliolate leaf stage. A postemergence application of an S-metolachlor product, such as Medal may not be applied if a preplant surface, preplant incorporated, or preemergence application of S-metolachlor products such as Medal or Medal had already been applied.

**Note:** To avoid possible illegal residues when Medal is applied postemergence to soybeans: (1) Do not apply more than 1.33 pts./A postemergence. (2) Make the postemergence applications at least 90 days before harvest. (3) Do not graze or feed treated forage or hay from soybeans to livestock following a postemergence application of Medal.

---

**SOYBEANS – MEDAL COMBINATIONS**

---

Water or fluid fertilizer may be used as carrier for Medal in combination with Sencor, Lexone, Lorox, Lorox Plus, Gemini, Canopy, Preview, Pursuit, Scepter, Sonalan, or Command.

**Note:** For all of the following combinations, Medal may be used up to 2.33 pts./A on soils having an organic matter content between 6% and 20%. The total Medal rate applied to soybeans during any one crop year should not exceed 2.6 pts./A.

**TANK MIXTURE WITH SENCOR OR LEXONE**

In addition to those weeds controlled by Medal alone, Medal + Sencor or Lexone, when applied as directed, also controls the following broadleaf weeds: cocklebur\*, hairy nightshade, hemp sesbania, jimsonweed\*, lambsquarters, prickly sida, ragweed, smartweed, velvetleaf, Venice mallow, and wild mustard.

\*Partially controlled.

Apply Medal and Sencor or Lexone preplant incorporated or preemergence, using the appropriate rates from Table 9. **Preplant Incorporated or Preemergence:** Follow instructions for use of Medal alone under **Application Procedures**.

**Sequential:** Apply Medal alone **Preplant Incorporated**, as specified in Table 9 for this tank mixture. Follow with a preemergence application of Sencor or Lexone during planting (behind the planter) or after planting, but before weeds or soybeans emerge.

Refer to the Sencor or Lexone labels for planting details and soybean variety restrictions.

**Table 9: Medal + Sencor or Lexone – Soybeans**

Soil Texture**	Broadcast Rates Per Acre					
	0.5% to Less Than 3% Organic Matter			3% Organic Matter or Greater		
	Medal	+	Sencor/ Lexone DF*	Medal	+	Sencor/ Lexone DF*
<b>COARSE</b> Loamy sand (over 2% organic matter), sandy loam	0.8-1.0 pt.	+	0.33 lb.	1.0 pt.	+	0.5 lb.
<b>MEDIUM</b>	1.0-1.33 pts.	+	0.5 lb.	1.33 pts.	+	0.67 lb.***
<b>FINE</b>	1.33 pts.	+	0.67 lb.	1.33-1.67 pts.	+	0.67 lb.
<b>Mississippi Delta only</b> Silty clay, clay	1.33 pts.	+	1.0 lb.	1.33-1.67 pts.	+	1.0 lb.
Muck or Peat (soils with more than 20% organic matter)	DO NOT USE					

\*When using Sencor 4 or Lexone 4L, multiply lbs. of DF by 1.5 to get pts./A.

\*\*On all sand and on loamy sand with less than 2% organic matter, do not use this tank mixture preemergence, or the sequential treatment. Do not use the tank mixture preplant incorporated on any sand, loamy sand, or sandy loam, or crop injury may occur.

\*\*\*Use 0.5 lb./A if applied preplant incorporated.

*Precautions: (1) Do not use the tank mix or sequential application on soil with less than 0.5% organic matter or on alkaline soil with a pH over 7.4, or crop injury may occur. (2) If heavy rain occurs soon after application, crop injury may result, especially in poorly drained areas where water stands for several days.*

**Note:** Follow the most restrictive limitations and precautions on the **Medal – Soybeans Alone** section of the Medal label and the Soybean directions on the Sencor and Lexone labels.

**TANK MIXTURE WITH LOROX**

In addition to those weeds controlled by Medal alone, Medal + Lorox, applied preemergence, also controls the following broadleaf weeds: cocklebur\*, jimsonweed\*, lambsquarters, morningglory\*, prickly sida, ragweed, smartweed, velvetleaf\*, Venice mallow, and wild mustard.

\*Partially controlled.

**Preemergence:** Apply during planting (behind planter) or after planting, but before weeds or soybeans emerge. Refer to the Lorox label for planting details. Apply the appropriate rates from Table 10.

*Precaution: Do not use on soil with less than 0.5% organic matter, or crop injury may occur.*

**Table 10: Medal + Lorox – Soybeans**

Soil Texture*	Broadcast Rates Per Acre			
	0.5% to Less Than 3% Organic Matter		3% Organic Matter or Greater	
	Medal	Lorox DF***	Medal	Lorox DF***
<b>COARSE**</b>	0.8 pt.	1.0 lb.	1.0 pt.	1.0-1.5 lbs.
<b>MEDIUM</b>	1.0 pt.	1.0-1.5 lbs.	1.33 pts.	1.5-2.0 lbs.
<b>FINE</b>	1.33 pts.	+ 2.0 lbs.	1.33-1.67 pts.	+ 2.5-3.0 lbs.
Muck or Peat (soils with more than 20% organic matter)	DO NOT USE			

\*Do not use on sand, gravelly soils, or exposed subsoils.

\*\*Do not use on loamy sand, except in the northeastern U.S. on loamy sand with over 1% organic matter.

69  
85

\*\*\*When using Lorox L or Lorox DF, use equivalent rates. One pt. of Lorox L equals 1.0 lb. of Lorox DF.

**Note:** Follow the most restrictive limitations and precautions on the **Medal – Soybeans Alone** section of the Medal label and the Soybean directions on the Lorox label.

**TANK MIXTURE WITH TREFLAN**

Medal + Treflan tank mix applied preplant incorporated controls those weeds listed under the **Medal Applied Alone** section and those weeds listed for Treflan Alone on the Treflan label. Medal + Treflan may be applied by ground or by aerial equipment and incorporated up to 14 days before planting. Follow the recommended procedures on the Treflan and Medal labels, using equipment that provides uniform 2-inch incorporation.

Apply Medal + Treflan tank mix using the appropriate rate from the **Soybeans – Medal Alone** section of this label and the Treflan Alone section of the Treflan label for the specific soil texture/organic matter classification and weed species expected.

To control DNA-resistant goosegrass\* and other species on the respective labels where the soil organic matter is 3% or less, apply the rate in Table 11.

**Table 11: Medal + Treflan – Organic Matter Content Less Than 3%**

Soil Texture	Broadcast Rates Per Acre		
	Medal	Treflan E.C.**	
	Organic Matter Less Than 3%	Organic Matter	
		Less Than 2%	2-3%
<b>COARSE*</b>	0.8-1.0 pt.	1.0 pt.	1.5 pts.
<b>MEDIUM</b>	1.0 pt.	1.5 pts.	1.5 pts.
<b>FINE</b>	1.33 pts.	2.0 pts.	2.0 pts.

\*Where a range of rates is given for Medal, use the minimum rate where DNA-resistant goosegrass is the predominant species.

\*\*When Treflan MTF or Treflan 5 is used, use comparable rates. Multiply pts. of Treflan E.C. by 1 for Treflan MTF and by 0.8 for Treflan 5.

**Note:** Follow the most restrictive limitations and precautions on the **Medal – Soybeans Alone** section of the Medal label and the Soybean directions on the Treflan label.

### TANK MIXTURE WITH SCEPTER

This tank mixture controls all weeds controlled by Medal alone and by Scepter alone. Refer to the **Medal Applied Alone** section for weeds controlled by Medal and to the Scepter label for weeds controlled by Scepter. Refer to the Scepter label for geographical locations where this tank mixture may be applied.

Apply Medal + Scepter preplant incorporated or preemergence, using rates in Table 12. Follow use directions under **Application Instructions** on the Scepter label. For preplant incorporated applications, apply and incorporate within 30 days before planting. Observe all other precautions and limitations on the Scepter labels.

**Table 12: Medal + Scepter – Soybeans**

Soil Texture	Broadcast Rates Per Acre			
	Less Than 3% Organic Matter		3% or More Organic Matter	
	Medal	Scepter	Medal	Scepter
<b>COARSE</b>	0.8 pt.	0.67 pt.	1.0 pt.	0.67 pt.
<b>MEDIUM</b>	1.0 pt.	0.67 pt.	1.33 pts.	0.67 pt.
<b>FINE</b>	1.33 pts.	0.67 pt.	1.33-1.67* pts.	0.67 pt.
Muck or Peat (soils with more than 20% organic matter)	DO NOT USE			

\*Use the higher rate of Medal if heavy weed infestations are expected.

**Notes:** Follow the most restrictive limitations and precautions on the **Medal – Soybeans Alone** section of the Medal label and the Soybean directions on the Scepter label.

### TANK MIXTURE WITH LOROX PLUS

This tank mixture controls all weeds controlled by Medal alone and by Lorox Plus alone. Refer to the **Medal Applied Alone** section for weeds controlled by Medal and to the Lorox Plus label for weeds controlled by Lorox Plus.

Apply Medal + Lorox Plus preemergence after planting, but before soybeans emerge, using rates in Table 13.

**Note:** Follow the most restrictive limitations and precautions on the **Medal – Soybeans Alone** section of the Medal label and the Soybean directions on the Lorox label including rotational restrictions.

**Table 13: Medal + Lorox Plus – Soybeans**

Soil Texture	Broadcast Rates Per Acre	
	0.5 - 3% Organic Matter	
	Medal	Lorox Plus (60DF)
<b>COARSE</b>	0.8 pt.	12-14 oz.
<b>MEDIUM</b>	1.0 pt.	14-16 oz.
<b>FINE</b>	1.33 pts.	16-18 oz.

*Precaution: Do not apply to sand, or to any soil with less than 0.5% organic matter, or to any soil with pH greater than 6.8.*

**TANK MIXTURE WITH GEMINI**

This tank mixture controls all weeds controlled by Medal alone and by Gemini alone. Refer to the **Medal Applied Alone** section for weeds controlled by Medal and to the Gemini label for weeds controlled by Gemini.

Apply Medal + Gemini preemergence after planting, but before soybeans emerge, using rates in Table 14.

**Note:** Follow the most restrictive limitations and precautions on the **Medal – Soybeans Alone** section of the Medal label and the Soybean directions on the Gemini label including rotational restrictions.

**Table 14: Medal + Gemini – Soybeans**

Soil Texture	Broadcast Rates Per Acre	
	0.5 - 3% Organic Matter	
	Medal	Gemini (60DF)
<b>COARSE</b> (Sandy loam only)	0.8 pt.	12-16 oz.
<b>MEDIUM</b>	1.0 pt.	16-20 oz.
<b>FINE</b>	1.33 pts.	20-24 oz.

*Precaution: Do not apply to sand or loamy sand, or to any soil with less than 0.5% organic matter, or to any soil with pH greater than 7.0, except as noted on the Gemini label.*

**TANK MIXTURE WITH CANOPY**

This tank mixture controls all weeds controlled by Medal alone and by Canopy alone. Refer to the **Medal Applied Alone** section for weeds controlled by Medal and to the Canopy label for weeds controlled by Canopy.

Apply preplant incorporated or preemergence, using the appropriate rates from Table 15. **Preplant Incorporated:** Apply within 2 weeks of planting. Uniformly incorporate into the top 1-2 inches of soil before planting soybeans. **Preemergence:** Apply after planting, but before soybeans emerge.

**Note:** Follow the most restrictive limitations and precautions on the **Medal – Soybeans Alone** section of the Medal label and the Soybean directions on the Canopy label including rotational restrictions.

**Table 15: Medal + Canopy – Soybeans**

Soil Texture	Broadcast Rates Per Acre		
	Less Than 3% Organic Matter	3% or More Organic Matter	
	Medal	Medal	Canopy
<b>COARSE</b>	0.8 pt.	1.0 pt.	*
<b>MEDIUM</b>	1.0 pt.	1.33 pts.	*
<b>FINE</b>	1.33 pts.	1.33-1.67 pts.	*

\*Refer to the Canopy label for appropriate rate, according to geographical location, soil and organic matter classification, and pH limitations.

*Precaution: Do not apply to sand, or to any soil with less than 0.5% organic matter, or to any soil with pH greater than 7.0, except as noted on the Canopy label.*

**TANK MIXTURE WITH PREVIEW**

This tank mixture controls all weeds controlled by Medal alone and by Preview alone. Refer to the **Medal Applied Alone** section for weeds controlled by Medal and to the Preview label for weeds controlled by Preview.

Apply preplant incorporated or preemergence, using the appropriate rates from Table 16. **Preplant Incorporated:** Apply within 2 weeks of planting. Uniformly incorporate into the top 1-2 inches of soil before planting soybeans. **Preemergence:** Apply after planting, but before soybeans emerge.



**Note:** Follow the most restrictive limitations and precautions on the **Medal – Soybeans Alone** section of the Medal label and the Soybean direction on the Preview label including rotational restrictions.

**Table 16: Medal + Preview – Soybeans**

Soil Texture	Broadcast Rates Per Acre			
	0.5% to Less Than 3% Organic Matter		3-5% Organic Matter	
	Medal	Preview 75DF	Medal	Preview 75DF
<b>COARSE</b>	0.8 pt.	6.0 oz.	1.0 pt.	7.0 oz.
<b>MEDIUM</b>	1.0 pt.	7.0 oz.	1.33 pts.	8.0 oz.
<b>FINE</b>	1.33 pts.	8.0 oz.	1.33-1.67 pts.	9.0-10 oz.

*Precaution: Do not apply to sand, or to any soil with less than 0.5% organic matter, or to any soil with pH greater than 6.8.*

**TANK MIXTURE WITH COMMAND**

This tank mixture controls all weeds controlled by Medal alone and by Command alone. Refer to the **Medal Applied Alone** section for weeds controlled by Medal and to the Command label for weeds controlled by Command.

Apply Medal + Command preplant incorporated, using rates in Table 17. Follow all Command application instructions as to incorporation interval, geographical location, equipment operation, soil moisture conditions, etc.

**Note:** Follow the most restrictive limitations and precautions on the **Medal – Soybeans Alone** section of the Medal label and the Soybean directions on the Command label including rotational restrictions.

**Table 17: Medal + Command – Soybeans**

Soil Texture	Broadcast Rates Per Acre			
	Medal		Command 4E	
	0.5-3% Organic Matter	Greater Than 3% Organic Matter	Northern Area	Southern Area
<b>COARSE</b>	0.8 pt.	1.0 pt.	1.5-2.0 pts.	2.0-2.5 pts.
<b>MEDIUM</b>	1.0 pt.	1.33 pts.	1.5-2.0 pts.	2.0-2.5 pts.
<b>FINE</b>	1.33 pts.	1.33-1.67 pts.	1.5-2.0 pts.	2.0-2.5 pts.

**TANK MIXTURE WITH SONALAN**

This tank mixture controls all weeds controlled by Medal alone and by Sonalan alone. Refer to the **Medal Applied Alone** section for weeds controlled by Medal and to the Sonalan label for weeds controlled by Sonalan.

Apply Medal and Sonalan preplant incorporated, using the appropriate rates from Table 18.

**Preplant Incorporated:** Follow recommended soil preparation procedures for Sonalan.

**Sequential:** Apply Sonalan alone preplant incorporated as specified on the Sonalan label. Follow with a preemergence application of Medal during planting (behind the planter) or after planting, but before weeds or soybeans emerge.

**Table 18: Medal + Sonalan – Soybeans**

Soil Texture	Broadcast Rates Per Acre			
	Less Than 3% Organic Matter		3% or More Organic Matter	
	Medal	Sonalan	Medal	Sonalan
<b>COARSE</b>	1.0-1.33 pts.	1.25-2.0 pts.	1.33 pts.	1.25-2.0 pts.
<b>MEDIUM*</b>	1.33-1.67 pts.	1.75-2.5 pts.	1.33-1.67 pts.	1.75-2.5 pts.
<b>FINE*</b>	1.33-1.67 pts.	2.25-3.0 pts.	1.67-2.0 pts.	2.25-3.0 pts.
Muck or Peat (soils with more than 20% organic matter)	DO NOT USE			

\*For eastern black nightshade on these soils, apply Sonalan at 3.0 pts./A on *medium-* and 3.5 pts./A on *fine-textured soils*, and follow with 2 incorporation passes.

**Note:** Follow the most restrictive limitations and precautions on the **Medal – Soybeans Alone** section of the Medal label and the Soybean directions on the Sonalan label.

**TANK MIXTURE WITH PURSUIT**

This tank mixture controls all weeds controlled by Medal alone and by Pursuit alone. Refer to the **Medal Applied Alone** section for weeds controlled by Medal and to the Pursuit label for weeds controlled by Pursuit. Refer to the Pursuit label for geographical locations where this tank mixture may be applied.

Apply Medal + Pursuit early preplant, preplant incorporated, or preemergence after planting, using rates in Table 19. Application can be made in water or liquid fertilizer.

Follow all use directions under Soil Applications on the Pursuit label. For early preplant and preplant incorporated applications, apply within 30 days before planting.

**Note:** Follow the most restrictive limitations and precautions on the **Medal – Soybeans Alone** section of the Medal label and the Soybean directions on the Pursuit label including rotational restrictions.

**Table 19: Medal + Pursuit – Soybeans**

	Broadcast Rates Per Acre		
	Less Than 3% Organic Matter	3% or More Organic Matter	Less Than 3% - 3% or More Organic Matter
<b>Soil Texture</b>	<b>Medal</b>	<b>Medal</b>	<b>Pursuit</b>
<b>COARSE</b>	0.8 pt.	1.0 pt.	0.25 pt.
<b>MEDIUM</b>	1.0 pt.	1.33 pts.	0.25 pt.
<b>FINE</b>	1.33 pts.	1.33-1.67 pts.	0.25 pt.

**Sequential:** Apply Medal early preplant, preplant incorporated, or preemergence after planting at 0.8 pt./A on *coarse soils* and 1.0 pt./A on *medium-* and *fine-textured soils*. Follow with a sequential postemergence application of Pursuit to control emerged weeds according to the Pursuit label. Medal will improve the consistency and level of control from Pursuit on most grass species. Refer to the Pursuit postemergence label for a listing of weeds controlled, application rate, and growth stage limitations.

**TANK MIXTURE WITH LEXONE, SENCOR, SCEPTER, LOROX, LOROX PLUS, GEMINI, CANOPY, PREVIEW, OR PURSUIT, PLUS GRAMOXONE MAX OR ROUNDUP FOR MINIMUM-TILLAGE OR NO-TILLAGE SYSTEMS**

In minimum-tillage or no-tillage systems where soybeans are planted directly into a cover crop, stale seedbed, established sod, or previous crop residues, the contact herbicides Gramoxone MAX or Roundup may be added to a tank mix of either Medal + Sencor or Lexone, Medal + Scepter, Medal + Lorox, Medal + Lorox Plus, Medal + Gemini, Medal + Canopy, Medal + Preview, or Medal + Pursuit. When used as directed, the Gramoxone MAX portion of the tank mixture controls most emerged weeds and suppresses many perennial weeds. Roundup combinations will control emerged annual and perennial weeds when applied as directed on the Roundup label. The Medal + Sencor/Lexone, Scepter, Lorox, Lorox Plus, Gemini, Canopy, Preview, or Pursuit portion of the tank mixture provides preemergence control of the weeds listed on this label in the tank mixture section for Medal + Sencor/Lexone, Medal + Scepter, Medal + Lorox, Medal + Lorox Plus, Medal + Gemini, Medal + Canopy, Medal + Preview, and Medal + Pursuit, respectively.

Refer to the label of each product used in combination and observe the planting details, soybean variety restrictions, information regarding application to soybeans, geographical restrictions, and all other precautions and limitations.

Refer below for rates of Gramoxone MAX or Roundup, Medal + Sencor/Lexone, Medal + Scepter, Medal + Lorox, Medal + Lorox Plus, Medal + Gemini, Medal + Canopy, Medal + Preview, and Medal + Pursuit, respectively.

**Application:** Apply before, during, or after planting, but before the soybeans emerge, at the rates specified below. Add Gramoxone MAX or Roundup at the following broadcast rates:

**Gramoxone MAX:** 1.5-2.0, 2.0-2.5, or 2.5-3.0 pts./A to 1-3, 3-6, or 6-inch tall weeds, respectively. Apply surfactant at 1.0 or 2.0 pts./100 gals. of spray mixture with 75% or greater or 50-74% nonionic active ingredient, respectively. This treatment will not control weeds taller than 6 inches.

**Note:** Do not apply combinations containing Gramoxone MAX in suspension-type liquid fertilizers, as the activity of paraquat will be reduced.

**Roundup:** See the Roundup or Roundup RT label for weeds controlled, recommended rates, and other use directions.

Apply in 20-60 gals. of water or fluid fertilizer per acre with ground equipment.

**Medal + Lexone/Sencor + Gramoxone MAX or Roundup**

On loamy sand with over 2% organic matter, apply 1.0 pt./A of Medal + 0.33-0.5 lb./A of Sencor or Lexone DF. On *medium soils*, apply 1.33 pts./A of Medal + 0.5-0.67 lb./A of Sencor or Lexone DF. On *fine soils*, apply 1.33-1.67 pts./A of Medal + 0.67 lb./A of Sencor or Lexone DF.

\*When using Sencor 4 or Lexone 4L, multiply lbs. of DF by 1.5 to get pts./A.

*Precautions: To avoid crop injury, (1) Do not use this tank mixture on soil with less than 0.5% organic matter, on alkaline soil with a pH over 7.4, or on all sand and on loamy sand with less than 2% organic matter. (2) If heavy rain occurs soon after application, crop injury may result, especially in poorly-drained areas where water stands for several days, or where the seeding slit has not been properly closed.*

**Medal + Scepter + Gramoxone MAX or Roundup**

On *coarse soils*, apply 1.0 pt./A of Medal + 0.67 pt./A of Scepter. On *medium soils*, apply 1.33 pts./A of Medal + 0.67 pt./A of Scepter. On *fine soils*, apply 1.67 pts./A of Medal + 0.67 pt./A of Scepter.

**Notes:** (1) Do not apply within 90 days of harvest, and (2) Do not graze or feed treated soybean forage, hay, or straw to livestock, or illegal residues may result.

**Medal + Lorox + Gramoxone MAX or Roundup**

On *coarse soils*\*, apply 1.0 pt./A of Medal + 1.0-1.5 lbs./A of Lorox DF\*\*. On *medium soils*, apply 1.33 pts./A of Medal + 1.0-2.0 lbs./A of Lorox DF. On *fine soils*, apply 1.33-1.67 pts./A of Medal + 2.0-3.0 lbs./A of Lorox DF.

\*Do not use on loamy sand, except in the northeastern U.S. on loamy sand with over 1% organic matter, or injury may occur. Do not use on sand, gravelly soils, or exposed subsoils, or injury may occur.

\*\*When using Lorox L or Lorox DF, use equivalent rates. One pt. of Lorox L equals 1.0 lb. of Lorox DF.

*Precaution: Do not use on soil with less than 0.5% organic matter, or crop injury may occur.*

**Medal + Lorox Plus + Gramoxone MAX or Roundup**

Use only where soils have 0.5-3% organic matter. On *coarse soils*, apply 1.0 pt./A of Medal + 12-14 oz./A of Lorox Plus 60DF. On *medium soils*, apply 1.33 pts./A of Medal + 14-16 oz./A of Lorox Plus. On *fine soils*, apply 1.33-1.67 pts./A of Medal + 16-18 oz./A of Lorox Plus.

*Precaution: Do not apply to sand or to any soil with pH greater than 6.8.*

**Medal + Gemini + Gramoxone MAX or Roundup**

Use only where soils have 0.5-3% organic matter. On *coarse soils* (sandy loam only), apply 1.0 pt./A of Medal + 12-16 oz./A of Gemini 60DF. On *medium soils*, apply 1.33 pts./A of Medal + 16-20 oz./A of Gemini. On *fine soils*, apply 1.33-1.67 pts./A of Medal + 20-24 oz./A of Gemini.

*Precaution: Do not apply to sand or loamy sand, or to any soil with less than 0.5% organic matter, or to any soil with pH greater than 7.0, except as noted on the Gemini label.*

**Medal + Canopy + Gramoxone MAX or Roundup**

Use only where soils have 0.5-5% organic matter. On *coarse soils* (except sand), apply 1.0 pt./A of Medal, on *medium soils*, apply 1.33 pts./A of Medal, and on *fine soils*, apply 1.33-1.67 pts./A of Medal. Refer to the Canopy label for appropriate rate, according to geographical location, soil and organic matter classification, pH limitations, and all other use directions.

*Precaution: Do not apply to sand, or to any soil with less than 0.5% organic matter, or to any soil with pH greater than 7.0, except as noted on the Canopy label.*

**Medal + Preview + Gramoxone MAX or Roundup**

Use only where soils have 0.5-5% organic matter. On *coarse soils* (except sand), apply 1.0 pt./A of Medal + 6.0\*-7.0 oz./A of Preview 75DF. On *medium soils*, apply 1.33 pts./A of Medal + 7.0\*-8.0 oz./A of Preview. On *fine soils*, apply 1.33-1.67 pts./A of Medal + 8.0\* to 9.0-10 oz./A of Preview.

\*Use this rate where the soil organic matter is in the 0.5 to less than 3% range.

*Precaution: Do not apply to sand, or to any soil with less than 0.5% organic matter, or to any soil with pH greater than 6.8.*

**Medal + Pursuit + Gramoxone MAX or Roundup**

On *coarse soils*, apply 1.0 pt./A of Medal + 0.25 pt./A of Pursuit. On *medium soils*, apply 1.33 pts./A of Medal + 0.25 pt./A of Pursuit. On *fine soils*, apply 1.67 pts./A of Medal + 0.25 pt./A of Pursuit.

**POSTEMERGENCE USE ON SOYBEANS – MEDAL TANK MIXTURES****Tank Mixture with Glyphosate Products**

Medal at 1.0-1.33 pts./A may be tank mixed with glyphosate products at labeled rates and applied from emergence up through the third trifoliolate leaf stage of Roundup Ready or glyphosate-tolerant soybeans. Medal alone will not control emerged weeds. Use this treatment only on soybeans designated for use with glyphosate (e.g., Roundup Ready or glyphosate-tolerant soybeans). The glyphosate product must be registered for postemergence use in Roundup Ready or glyphosate-tolerant soybeans.

**Tank Mixture with Pursuit**

Medal at 1.0-1.33 pts./A may be tank mixed with Pursuit at labeled rates and applied from emergence up through the third trifoliolate leaf stage of soybeans. Medal alone will not control emerged weeds.

**Tank Mixture with Glufosinate Ammonium (Liberty) Products**

Medal at 1.0-1.33 pts./A may be tank mixed with glufosinate products at labeled rates and applied from emergence up through the third trifoliolate leaf stage of soybeans. Medal alone will not control emerged weeds. Use this treatment only on soybeans designated for use with glufosinate (e.g., Liberty Link).

**Note:** Follow the tank mix product label for adjuvant recommendations. The use of COC or UAN with Medal may result in temporary crop injury. To avoid possible illegal residues when Medal is applied postemergence to soybeans: (1) Do not apply more

than 1.33 pts./A postemergence. (2) Make postemergence applications at least 90 days before harvest. (3) Do not graze or feed treated forage or hay from soybeans to livestock following a postemergence application of Medal.

---

AAtrex®, AAtrex® Nine-O, ®Beacon®, Bicep II MAGNUM®, Caparol®, Concep®, Cotoran®, Dual II MAGNUM®, Eptam®, Evik®, Eradicane®, Exceed®, Gramoxone®, Medal®, Medal® II, Princep®, Princep® Caliber 90®, Starfire®, and the Syngenta logo are trademarks of a Syngenta Group Company

U.S. Patent Nos. 4,478,635; 4,618,361; 4,671,819; 5,002,606

Accent®, Canopy®, Gemini®, Lexone®, Lorox®, Lorox Plus®, and Preview® trademarks of E. I. duPont de Nemours and Company, Inc.

Ag-Chem RoGator® trademark of Ag-Chem Equipment Company

Agsorb® trademark of Oil-Dri Corporation

Balan®, Sonalan®, and Treflan® trademarks of Dow AgroSciences

Balance®, Brominal®, Buctril®, Butyrac®, Liberty®, LibertyLink®, and Sencor® trademarks of Bayer Crop Science

Banvel®, Basagran®, Marksman®, Prowl®, Pursuit®, Scepter®, and Storm® trademarks of BASF Corporation

Butoxone® trademark of Cedar Chemical

Celatom MP-79® trademark of Eagle-Picher Industries, Inc.

Command® trademark of FMC Corporation

Compex® trademark of KALO Agricultural Chemicals, Inc.

Hi-Cycle™ trademark of John Deere Company

Landmaster®, Roundup®, Roundup Ultra™, Roundup Ready®, trademarks of Monsanto Company

Tyler Patriot™ trademark of Tyler Ltd. Partnership

Unite® trademark of HACO, Inc.

Weedone® trademark of NuFarm, Inc.

Willmar Air Ride® trademark of Willmar Manufacturing

80  
85

X-77® trademark of Loveland Industries, Inc.

©20XX Syngenta

For non-emergency (e.g., current product information), call  
Syngenta Crop Protection at 1-800-334-9481.

Product of Switzerland

Formulated in the USA

Manufactured for:  
Syngenta Crop Protection, Inc.  
P.O. Box 18300  
Greensboro, North Carolina 27419-8300

SCP 964 MAS



(Container Label)

Medal®

Herbicide

For weed control in corn, cotton, peanuts, pod crops, potatoes, safflowers, grain or forage sorghum, and soybeans

Active Ingredient:	
S-metolachlor (CAS No. 87392-12-9).....	83.7%
Other Ingredients:	16.3%
Total:	100.0%

Medal contains 7.62 lbs. of active ingredient per gallon.

**KEEP OUT OF REACH OF CHILDREN.**

**CAUTION**

See directions for use in attached booklet.

**AGRICULTURAL USE REQUIREMENTS**

Use this product only in accordance with its labeling and with the Worker Protection Standard, 40 CFR part 170. Refer to supplemental labeling under "Agricultural Use Requirements" in the Directions for Use section for information about this standard.

Product of Switzerland

Formulated in the USA

EPA Reg. No. 100-964

EPA Est. 11773-IA-01<sup>VWC</sup>

EPA Est. 100-LA-001<sup>SSG</sup>

EPA Est. 070989-IA-001<sup>OMH</sup>

(Superscript is first three letters of lot number on jug)

2.5 gallons

Net Contents

**Precautionary Statements**

**Hazards to Humans and Domestic Animals**

Causes moderate eye irritation. Harmful if swallowed or absorbed through skin. Avoid contact with eyes, skin, or clothing. May cause skin sensitization reactions in certain individuals.

<b>FIRST AID</b>	
<b>If in eyes</b>	<ul style="list-style-type: none"><li>• Hold eye open and rinse slowly and gently with water for 15-20 minutes.</li><li>• Remove contact lenses, if present, after the first 5 minutes, then continue rinsing eye.</li><li>• Call a poison control center or doctor for treatment advice.</li></ul>
<b>If on skin or clothing</b>	<ul style="list-style-type: none"><li>• Take off contaminated clothing.</li><li>• Rinse skin immediately with plenty of water for 15-20 minutes.</li><li>• Call a poison control center or doctor for treatment advice.</li></ul>
<b>If swallowed</b>	<ul style="list-style-type: none"><li>• Call a poison control center or doctor immediately for treatment advice.</li><li>• Do not give any liquid to the person.</li><li>• Do not induce vomiting unless told to do so by the poison control center or doctor.</li><li>• Do not give anything by mouth to an unconscious person.</li></ul>
<b>If inhaled</b>	<ul style="list-style-type: none"><li>• Move person to fresh air.</li><li>• If person is not breathing, call 911 or an ambulance, then give artificial respiration, preferably by mouth-to-mouth, if possible.</li><li>• Call a poison control center or doctor for further treatment advice.</li></ul>
Have the product container or label with you when calling a poison control center or doctor or going for treatment.	
<b>HOT LINE NUMBER</b> For 24-Hour Medical Emergency Assistance (Human or Animal) Or Chemical Emergency Assistance (Spill, Leak, Fire or Accident) Call <b>1-800-888-8372</b>	

### **Environmental Hazards**

Do not apply directly to water, to areas where surface water is present, or to intertidal areas below the mean high water mark. Do not contaminate water when disposing of equipment wash water or rinsate.

### **Ground Water Advisory**

The active ingredient in Medal has the potential to leach through soil into ground water under certain conditions as a result of agricultural use. Use of this chemical in areas where soils are permeable, particularly where the water table is shallow, may result in ground water contamination.

### **Surface Water Advisory**

The active ingredient in Medal has the potential to contaminate surface water through ground spray drift. Under some conditions, the active ingredient may also have a high potential for runoff into surface water (primarily via dissolution in runoff water) for several months post-application. These include poorly draining or wet soils with readily visible slopes toward adjacent surface waters, frequently flooded areas, areas overlaying extremely shallow ground water, areas with in-field canals or ditches that drain to surface water, areas not separated from adjacent surface waters with vegetated filter strips, and areas overlaying tile drainage systems that drain to surface water.

### **Mixing/Loading Instructions**

Care must be taken when using this product to prevent back-siphoning into wells, spills, or improper disposal of excess pesticide, spray mixtures, or rinsates.

Check-valves or antisiphoning devices must be used on all mixing and/or irrigation equipment.

This product may not be mixed or loaded within 50 ft. of perennial or intermittent streams and rivers, natural or impounded lakes, and reservoirs. This product may not be mixed/loaded or used within 50 ft. of all wells, including abandoned wells, drainage wells, and sink holes\*.

\*For exceptions to this restriction, see the **Environmental Hazards** section of the **Precautionary Statements** in attached booklet.

### **Aerial Drift Management Requirements**

Do not apply this product by air, unless the supplemental labeling on **Aerial Drift Management** in attached booklet is followed.

## Chemigation

Refer to supplemental labeling in attached booklet for use directions for chemigation. Do not apply this product through any irrigation system, unless the supplemental labeling on chemigation is followed.

## Container Handling [less than 5 gallons]

This product may be stored at temperatures down to 30 degrees below 0°F.

Non-refillable container. Do not reuse or refill this container. Offer for recycling if available. Triple rinse container (or equivalent) promptly after emptying. Triple rinse as follows: Empty the remaining contents into application equipment or a mix tank and drain for 10 seconds after the flow begins to drip. Fill the container ¼ full with water and recap. Shake for 10 seconds. Pour rinsate into application equipment or a mix tank or store rinsate for later use and disposal. Drain for 10 seconds after the flow begins to drip. Repeat this procedure two more times. Then offer for recycling if available or puncture and dispose of in a sanitary landfill, or by incineration, or, if allowed by state and local authorities, by burning. If burned, stay out of smoke.

For minor spills, leaks, etc. follow all precautions indicated on this label and clean up immediately. Take special care to avoid contamination of equipment and facilities during cleanup procedures and disposal of wastes. In the event of a major spill, fire, or other emergency, call 1-800-888-8372.

## Container Handling [Bulk/Mini-Bulk]

This product may be stored at temperatures down to 30 degrees below 0°F.

Refillable container. Refill this container with pesticide only. Do not reuse this container for any other purpose. Cleaning the container before final disposal is the responsibility of the person disposing of the container. Cleaning before refilling is the responsibility of the person refilling. To clean container before final disposal, empty the remaining contents from this container into application equipment or mix tank. Fill the container about 10 percent full with water. Agitate vigorously or recirculate water with the pump for 2 minutes. Pour or pump rinsate into application equipment or rinsate collection system. Repeat this rinsing procedure two more times. Then offer for recycling if available or puncture and dispose of in a sanitary landfill, or by incineration, or by other procedures allowed by state and local authorities. If the container is damaged, leaking or obsolete, contact Syngenta Crop Protection, Inc. at 1-800-888-8372.

---

Medal® and the Syngenta logo are trademarks of a Syngenta Group Company  
U.S. Patent No. 5,002,606

©2009 Syngenta

85  
85

Syngenta Crop Protection, Inc.  
P.O. Box 18300  
Greensboro, North Carolina 27419-8300

SCP 964 MAS

MEDAL 964 MAS 0809 NOTIF AUG2010 – ea – 7/12/10  
000100-00964.20100805.PATENT\_NOTIF\_AUG2010-HI.pdf