

100-949

1/28/2013

1/25



UNITED STATES ENVIRONMENTAL PROTECTION AGENCY
WASHINGTON, D.C. 20460

OFFICE OF
CHEMICAL SAFETY AND
POLLUTION PREVENTION

Teresa Cox
Syngenta Crop Protection, LLC
P.O. Box 18300
Greensboro, NC 27419-8300

JAN 28 2013

Subject: Label amendment to make minor changes to cereal crop directions
Product Name: Palisade EC; Palisade 2EC
EPA Reg. No: 100-949; 100-1241
Decision Numbers: 4471651; 471652

Dear Ms. Cox:

The labeling referred to above, submitted in connection with registration under the Federal Insecticide, Fungicide, and Rodenticide Act (FIFRA), is acceptable, as amended provided the following:

On the supplemental labeling for these two products, replace, "This supplemental label expires on **XX/XX/XXXX** and must not be used or distributed after this date." with: "This supplemental label expires on **01/31/2016** and must not be used or distributed after this date."

One copy of master and supplemental labeling for these products, stamped "Accepted," is enclosed for your records. Products released for shipment after 18 months from the date on this notice or the next printing of the label, whichever occurs first, must bear the new revised label. Amended labeling will supersede all previously accepted ones.

Per 40 CFR 156.10(6), submit one copy of your final printed labeling before you release the product for shipment. If you have questions or concerns regarding this letter, please contact Beth Benbow at (703) 347-8072 or email at benbow.bethany@epa.gov.

Sincerely,

Kathryn V. Montague
Product Manager 23
Herbicide Branch
Registration Division (7505P)

2/25

SUPPLEMENTAL LABELING

Syngenta Crop Protection, LLC
P. O. Box 18300
Greensboro, North Carolina 27419-8300
SCP 949

**ACCEPTED
with COMMENTS
In EPA Letter Dated:**

JAN 28 2013
Under the Federal Insecticide,
Fungicide, and Rodenticide Act
as amended, for the pesticide
registered under EPA Reg. No.

Palisade® EC

100-949

This supplemental label expires on XX/XX/XXXX and must not be used or distributed after this date.

Active Ingredient:

Trinexapac-ethyl*	12.0%
<u>Other Ingredients:</u>	<u>88.0%</u>
Total:	100.0%

*CAS No. 95266-40-3

Palisade EC is an emulsifiable concentrate containing 1 pound of active ingredient per gallon.

KEEP OUT OF REACH OF CHILDREN.

WARNING/AVISO

Si usted no entiende la etiqueta, busque a alguien para que se la explique a usted en detalle. (If you do not understand the label, find someone to explain it to you in detail.)

EPA Reg. 100-949

All applicable directions, restrictions and precautions on the EPA-registered label are to be followed. Before using Palisade EC as permitted according to this Supplemental Labeling, read and follow all applicable directions, restrictions, and precautions on the EPA-registered label on or attached to the pesticide product container. This Supplemental Labeling contains revised use instructions and/or restrictions that may be different from those that appear on the container label. This Supplemental Labeling must be in the possession of the user at the time of pesticide application. It is a violation of Federal Law to use this product in a manner inconsistent with its labeling.



DIRECTIONS FOR USE

Crop	fl oz/A (lb a.i./A)	Application
------	------------------------	-------------

For growth and lodging management and yield protection in cereals.

Cereals Wheat Winter Spring Durum Barley Winter Spring Oats Triticale	10.5 – 14.4 (0.08 – 0.11)	<p>Single application: Apply Palisade EC from Feekes growth stage 4 (pseudostem erection) through Feekes growth stage 7 (node formation). Apply before Feekes 8 (when the last leaf is visible).</p> <p>[Optional language: Split application: Make the first application at Feekes 4-5 and a second application at Feekes 7. Apply no more than 14.4 fl. oz/A total.]</p> <p>[Optional language: Split application in barley: Make the first application at Feekes 4-6 and a second application at Feekes 7-8.]</p> <p>[Optional language: For improved root development, apply 6 – 14.4 fl oz at Feekes 2-5 (tillers formed to leaf sheath strongly erect).]</p> <p>For further descriptions of Feekes (and Zadoks) growth stages, see table at end of label.</p> <p>Use the higher rate when 1) varieties are prone to lodging, or 2) the crop is intensively managed.</p>
---	------------------------------	---

Application: For best coverage and uptake, use a minimum of 10 gallons of water/acre. Palisade EC may be mixed in a spray solution containing up to 50% liquid nitrogen fertilizer.

Specific Use Restrictions:

- 1) Do not apply if crop is stressed by drought, disease, or temperatures.
- 2) Do not apply more than 14.4 fl oz (0.11 lb a.i.) Palisade EC/A/season.
- 3) Palisade EC may be applied until 45 days prior to harvest (45-day PHI).

Palisade® and the Syngenta logo are trademarks of a Syngenta Group Company

©2012 Syngenta

9/25

Palisade® EC

For growth management of grasses grown for seed, wheat, triticale, barley, oats, and sugarcane

Active Ingredient:

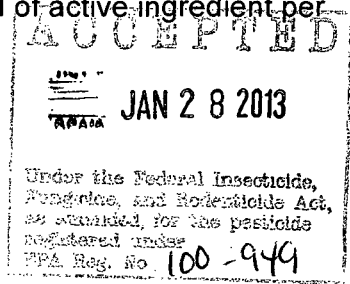
Trinexapac-ethyl* 12.0%

Other Ingredients: 88.0%

Total: 100.0%

*CAS No. 95266-40-3

Palisade EC is an emulsifiable concentrate containing 1 pound of active ingredient per gallon.



KEEP OUT OF REACH OF CHILDREN.

WARNING/AVISO

Si usted no entiende la etiqueta, busque a alguien para que se la explique a usted en detalle. (If you do not understand the label, find someone to explain it to you in detail.)


See additional precautionary statements and directions for use inside booklet.

EPA Reg. No. 100-949

EPA Est. 62171-MS-001

Product of Switzerland
Formulated in the USA

2.5 gallons
Net Contents



FIRST AID	
If in eyes	<ul style="list-style-type: none"> • Hold eye open and rinse slowly and gently with water for 15-20 minutes. • Remove contact lenses, if present, after the first 5 minutes, then continue rinsing eye. • Call a poison control center or doctor for treatment advice.
If Inhaled	<ul style="list-style-type: none"> • Move person to fresh air. • If person is not breathing, call 911 or an ambulance, then give artificial respiration, preferably mouth-to-mouth if possible. • Call a poison control center or doctor for further treatment advice.
If on skin or clothing	<ul style="list-style-type: none"> • Take off contaminated clothing. • Rinse skin immediately with plenty of water for 15-20 minutes. • Call a poison control center or doctor for treatment advice.
If swallowed	<ul style="list-style-type: none"> • Call a poison control center or doctor immediately for treatment advice. • Have person sip a glass of water if able to swallow. • Do not induce vomiting unless told to do so by a poison control center or doctor. • Do not give anything by mouth to an unconscious person.
NOTE TO PHYSICIAN	
If ingested, lavage stomach with care to prevent aspiration of stomach contents. An aqueous suspension of activated charcoal can be given to absorb remaining toxicant.	
Have the product container or label with you when calling a poison control center or doctor, or going for treatment.	
HOT LINE NUMBER	
For 24-Hour Medical Emergency Assistance (Human or Animal) or Chemical Emergency Assistance (Spill, Leak, Fire, or Accident), Call 1-800-888-8372	

PRECAUTIONARY STATEMENTS

Hazards to Humans and Domestic Animals

WARNING/AVISO

Causes substantial but temporary eye injury. Do not get in eyes or on clothing. Wear protective eyewear such as goggles, face shield, or safety glasses. Harmful if

c c c c c c e
c
c c c c c e
c
c
c
c
c c c c c
c
c
c
c c c c c e
c c c c c
c
c c c c c
c
c c c c c
c c c c c

swallowed, inhaled, or absorbed through skin. Avoid contact with skin, eyes or clothing. Avoid breathing vapor or spray mist.

Personal Protective Equipment

Some materials that are chemical-resistant to this product are listed below. If you want more options, follow the instructions for Category G on an EPA chemical resistance category selection chart.

Applicators and other handlers must wear:

- Long-sleeved shirt and long pants
- Chemical-resistant gloves, such as barrier laminate or Viton®
- Shoes plus socks
- Protective eyewear

Discard clothing and other absorbent materials that have been drenched or heavily contaminated with this product's concentrate. Do not reuse them. Follow manufacturer's instructions for cleaning/maintaining PPE. If no such instructions for washables exist, use detergent and hot water. Keep and wash PPE separately from other laundry.

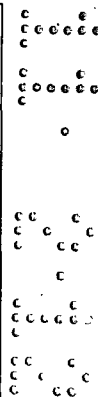
Engineering Control Statements

When handlers use closed systems, enclosed cabs, or aircraft in a manner that meets the requirements listed in the Worker Protection Standard (WPS) for agricultural pesticides [40 CFR 170.240(d)(4-6)], the handler PPE requirements may be reduced or modified as specified in the WPS. Pilots must use an enclosed cockpit that meets the requirements listed in the WPS for agricultural pesticides [40 CFR 170.240(d)(6)].

User Safety Recommendations

Users should:

- Wash hands before eating, drinking, chewing gum, using tobacco, or using the toilet.
- Remove clothing/PPE immediately if pesticide gets inside. Then wash thoroughly and put on clean clothing.
- Remove PPE immediately after handling this product. Wash the outside of gloves before removing. As soon as possible, wash thoroughly and change into clean clothing.



7/
25

Environmental Hazards

Do not apply directly to water, to areas where surface water is present, or to intertidal areas below the mean high water mark. Do not contaminate water when disposing of equipment washwater or rinsate. Do not apply when weather conditions favor drift from treated areas. Applying this product in calm weather when rain is not predicted for the next 24 hours will help to ensure that wind or rain does not blow or wash pesticide off the treatment area. See the *Spray Drift Management* section for further instructions on avoiding drift.

CONDITIONS OF SALE AND LIMITATION OF WARRANTY AND LIABILITY

NOTICE: Read the entire Directions for Use and Conditions of Sale and Limitation of Warranty and Liability before buying or using this product. If the terms are not acceptable, return the product at once, unopened, and the purchase price will be refunded.

The Directions for Use of this product must be followed carefully. It is impossible to eliminate all risks inherently associated with the use of this product. Crop injury, ineffectiveness or other unintended consequences may result because of such factors as manner of use or application, weather or crop conditions, presence of other materials or other influencing factors in the use of the product, which are beyond the control of SYNGENTA CROP PROTECTION, LLC or Seller. To the extent consistent with applicable law, Buyer and User agree to hold SYNGENTA and Seller harmless for any claims relating to such factors.

SYNGENTA warrants that this product conforms to the chemical description on the label and is reasonably fit for the purposes stated in the Directions for Use, subject to the inherent risks referred to above, when used in accordance with directions under normal use conditions. To the extent permitted by applicable law: (1) this warranty does not extend to the use of the product contrary to label instructions or under conditions not reasonably foreseeable to or beyond the control of Seller or SYNGENTA, and, (2) Buyer and User assume the risk of any such use. **TO THE EXTENT CONSISTENT WITH APPLICABLE LAW, SYNGENTA MAKES NO WARRANTIES OF MERCHANTABILITY OR OF FITNESS FOR A PARTICULAR PURPOSE NOR ANY OTHER EXPRESS OR IMPLIED WARRANTY EXCEPT AS WARRANTED BY THIS LABEL.**

To the extent permitted by applicable law, in no event shall SYNGENTA be liable for any incidental, consequential or special damages resulting from the use or handling of this product. **TO THE EXTENT CONSISTENT WITH APPLICABLE LAW, THE EXCLUSIVE REMEDY OF THE USER OR BUYER, AND THE EXCLUSIVE LIABILITY OF SYNGENTA AND SELLER FOR ANY AND ALL CLAIMS, LOSSES, INJURIES OR DAMAGES (INCLUDING CLAIMS BASED ON BREACH OF WARRANTY, CONTRACT, NEGLIGENCE, TORT, STRICT LIABILITY OR OTHERWISE) RESULTING FROM THE USE OR HANDLING OF THIS PRODUCT, SHALL BE THE**

RETURN OF THE PURCHASE PRICE OF THE PRODUCT OR, AT THE ELECTION OF SYNGENTA OR SELLER, THE REPLACEMENT OF THE PRODUCT.

SYNGENTA and Seller offer this product, and Buyer and User accept it, subject to the foregoing Conditions of Sale and Limitation of Warranty and Liability, which may not be modified except by written agreement signed by a duly authorized representative of SYNGENTA.

DIRECTIONS FOR USE

It is a violation of Federal law to use this product in a manner inconsistent with its labeling.

Do not apply this product in a way that will contact workers or other persons, either directly or through drift. Only protected handlers may be in the area during application. For any requirements specific to your State or Tribe, consult the agency responsible for pesticide regulation.

AGRICULTURAL USE REQUIREMENTS

Use this product only in accordance with its labeling and with the Worker Protection Standard, 40 CFR part 170. This Standard contains requirements for the protection of agricultural workers on farms, forests, nurseries, and greenhouses, and handlers of agricultural pesticides. It contains requirements for training, decontamination, notification, and emergency assistance. It also contains specific instructions and exceptions pertaining to the statements on this label about personal protective equipment (PPE) and restricted-entry interval. The requirements in this box only apply to uses of this product that are covered by the Worker Protection Standard.

Do not enter or allow worker entry into treated areas during the restricted entry interval (REI) of 12 hours.

PPE required for early entry to treated areas that is permitted under the Worker Protection Standard and that involves contact with anything that has been treated, such as plants, soil, or water is:

- Protective eyewear
- Long-sleeved shirt and long pants
- Chemical-resistant gloves, such as barrier laminate or Viton
- Shoes plus socks

Observe all precautions and limitations on this label and on the labels of each product used in tank mixture with this product.

9/25

NOTICE:

FAILURE TO FOLLOW THE DIRECTIONS FOR USE AND PRECAUTIONS ON THIS LABEL MAY RESULT IN POOR PERFORMANCE, CROP INJURY, OR ILLEGAL RESIDUES.

PRODUCT INFORMATION

All applications should be made according to the use directions that follow.

Palisade EC is a plant growth regulator (PGR) which acts by inhibiting the production of gibberellic acid. It shortens the internodes on grasses grown for seed and cereals which results in a reduction in lodging. It also acts as a PGR in sugarcane by shortening the internodes which improves seed piece production and when used prior to harvest, increases and/or maintains the sugar content for an extended harvest window. Palisade EC is rapidly absorbed by the foliage. The PGR effects do not occur through soil uptake.

USE INSTRUCTIONS

Application: Thorough coverage is necessary to provide good activity. Make up no more spray solution than is needed for application. Avoid spray overlap, as crop injury may occur.

Adjuvants: When an adjuvant is to be used with this product, the use of an adjuvant that meets the standards of the Chemical Producers and Distributors Association (CPDA) adjuvant certification program is recommended.

Efficacy: The activity and performance of Palisade EC is primarily affected by: (1) environmental conditions, (2) crop management and cultural practices that affect crop growth and vigor, (3) fertility level, (4) moisture availability, (5) plant vigor, and (6) crop growth stage. Palisade EC acts by inhibiting the production of gibberellic acid.

10/25

Plant-back Interval (PBI):

Crop	Days to Plantback After the Last Application of Palisade EC
Wheat Barley Triticale Oats Grasses Grown for Seed Sugarcane	0 days
All Other Food or Feed Crops	30 days

Crop Tolerance: Plant tolerance has been found acceptable for all crops on the label, however, not all possible tank mix combinations have been tested under all conditions nor have all varieties been tested under all conditions. When possible, it is recommended to test the combinations on a small portion of the crop to ensure a phytotoxic response will not occur as a result of application.

Spray Drift Management: Spray equipment and weather affect spray drift. Consider all factors when making application decisions. Where states or tribes have more stringent regulations, they must be observed. AVOIDING SPRAY DRIFT AT THE APPLICATION SITE IS THE RESPONSIBILITY OF THE APPLICATOR AND THE GROWER. To reduce the potential for drift, the application equipment must be set to apply medium to coarse droplets (i.e., ASAE Standard 572) with corresponding spray pressure. Use high flow rate nozzles to apply the highest practical spray volume. With most nozzle types, narrower spray angles produce larger droplets. Follow the nozzle manufacturer's directions on pressure, orientation, spray volume, etc., in order to minimize drift and optimize coverage and control.

Wind:

Avoid making applications when spray particles may be carried by air currents to non-target areas. Do not spray if wind is gusty, below 2 mph, or in excess of 10 mph and moving in the direction of adjacent sensitive areas. Local terrain may influence wind patterns; the applicator must be familiar with local conditions and understand how they may impact spray drift.

Sensitive Areas:

Sensitive areas to this product are defined as bodies of water (ponds, lakes, rivers, streams, and wetlands), known habitats of threatened or endangered species and non-labeled agricultural crop areas. Applicators must take all precautions necessary to keep spray drift from reaching sensitive areas.

11/
25

Temperature Inversion:

A surface temperature inversion (i.e., increasing temperature with increasing altitude) greatly increases the potential for drift. Presence of ground fog is a good indicator of a surface temperature inversion. Do not apply during temperature inversions. Always make applications when there is some air movement to determine the direction and distance of possible spray drift.

Equipment:

All aerial and ground equipment must be properly maintained and calibrated using appropriate carriers or surrogates.

Additional requirements for aerial applications:

The boom length must not exceed 75% of the wingspan or 90% of the rotor blade diameter.

Release spray at the lowest height consistent with efficacy and flight safety.

When applications are made with a crosswind, the swath will be displaced downwind. The applicator must compensate for this by adjusting the path of the aircraft upwind.

Additional requirements for ground applications:

Do not apply with a nozzle height greater than 4 feet above the crop canopy.

MIXING AND APPLICATION METHODS

Spray Equipment

Nozzles

- Equip sprayers with nozzles that provide accurate and uniform application.
- Nozzles should be the same size and uniformly spaced across the boom.
- Calibrate sprayer before use.
- It is suggested that screens be used to protect the pump and to prevent nozzles from clogging.
- Screens placed on suction side of pump should be *16-mesh or coarser*.
- Do not place a screen in the recirculation line.
- Use 50-mesh or coarser screens between the pump and boom, and where required, at the nozzles.
- Check nozzle manufacturer's recommendations.

Pump

- Use a pump with capacity to:
- maintain 35-40 psi at nozzles.

- provide sufficient agitation in tank to keep mixture in suspension - this requires recirculation of 10% of tank volume per minute.
- Use a jet agitator or liquid sparge tube for agitation.
- Do not use air sparge.

For more information on spray equipment and calibration, consult sprayer manufacturers and state recommendations. For specific local directions and spray schedules, consult the current state agricultural recommendations.

Mixing Instructions

- Prepare no more spray mixture than is required for the immediate operation.
- Thoroughly clean spray equipment before using this product.
- Agitate the spray solution before and during application.
- Rinse spray tank thoroughly with clean water after each day's use and dispose of pesticide rinsate by application to an already treated area.
- Do not allow spray mixture to stand overnight or for prolonged periods of time.

Palisade EC Alone (no tank mix):

- Add $\frac{1}{2}$ - $\frac{2}{3}$ of the required amount of water to the spray or mixing tank.
- With the agitator running, add Palisade EC to the tank.
- Continue agitation while adding the remainder of the water.
- Mix in enough water (10-20 gals/A) to thoroughly and uniformly cover crop.
- Begin application of the spray solution after Palisade EC has completely dispersed into the mix water.
- Maintain agitation until all of the mixture has been sprayed.

Palisade EC + Tank Mixtures:

- Palisade EC is usually compatible with all tank-mix partners listed on this label.
- To determine the physical compatibility of Palisade EC with other products, use a jar test. Using a quart jar, add the proportionate amounts of the products to 1 qt. of water. Add wettable powders and water dispersible granular products first, then liquid flowables, and emulsifiable concentrates last. After thoroughly mixing, let stand for at least 5 minutes. If the combination remains mixed or can be remixed readily, it is physically compatible. Once compatibility has been proven, use the same procedure for adding required ingredients to the spray tank.
- Observe all directions for use, precautions, and limitations which appear on tank mix partner label.

Mixing in the Spray Tank

- Add $\frac{1}{2}$ - $\frac{2}{3}$ of the required amount of water to the spray or mixing tank.
- With the agitator running, add the tank mix partner(s) into the tank in the same order as described above.
- Allow the material to completely dissolve and disperse into the mix water. Continue agitation while adding the remainder of the water and Palisade EC to the spray tank.
- Allow Palisade EC to completely disperse.

- Spray the mixture with the agitator running.

Palisade EC + Tilt® Fungicide or Quilt® Fungicide

- Add $\frac{1}{2}$ – $\frac{2}{3}$ of the required amount of water to the spray tank.
- While agitating, add Palisade EC followed by Tilt Fungicide or Quilt Fungicide.
- Continue agitation while adding the remainder of the water.
- ~~Maintain agitation until all of the mixture has been applied.~~

APPLICATION INSTRUCTIONS

Palisade EC may be applied with all types of spray equipment commonly used for making ground and aerial applications. Proper adjustments and calibration of spraying equipment to give good coverage is essential for good growth regulator effects.

Ground Application:

- Apply in a minimum of 10 gals. of water per acre, unless specified otherwise.
- Do not apply through any ultra-low volume (ULV) spray system.
- Thorough coverage is necessary for good growth regulator effects.

Aerial Application:

- Thorough coverage is necessary to provide a good, uniform effect.
- A minimum of 2 gallons of diluent per acre can be used in grasses grown for seed, cereals, and sugarcane.
- Avoid application under conditions when uniform coverage cannot be obtained or when excessive spray drift may occur.
- Do not apply directly to humans or animals.
- Do not apply through any ultra-low volume (ULV) spray system.

Application Through Irrigation Systems (Chemigation)

- Apply this product only through center pivot. Do not apply this product through any other type of irrigation system.
- Crop injury, lack of effectiveness, or illegal pesticide residues in the crop can result from non-uniform distribution of treated water.
- Apply in 0.1 - 0.25 inches/A of water. Excessive water may reduce efficacy.
- If you have questions about calibration, you should contact State Extension Service specialists, equipment manufacturers, or other experts.
- Do not connect an irrigation system (including greenhouse systems) used for pesticide application to a public water system, unless the pesticide label-prescribed safety devices for public water systems are in place.
- A person knowledgeable of the chemigation system and responsible for its operation, or under the supervision of the responsible person, shall shut the system down and make necessary adjustments should the need arise.

14/
25

Note: Do not inject Palisade EC at full strength or deterioration of valves and seals may occur. Use a dilution ratio of at least 10 parts water to 1 part Palisade EC. Palisade EC is corrosive to many seal materials. Leather seals are best. EPDM or silicone rubber seals can be used, but should be replaced once a year. Do not use Viton®, Buna-N, Neoprene, or PVC seals.

Operating Instructions

1. The system must contain a functional check-valve, vacuum relief valve, and low pressure drain appropriately located on the irrigation pipeline to prevent water-source contamination from backflow.
2. The pesticide injection pipeline must contain a functional, automatic, quick-closing check-valve to prevent the flow of fluid back toward the injection pump.
3. The pesticide injection pipeline must also contain a functional, normally closed, solenoid-operated valve located on the intake side of the injection pump and connected to the system interlock to prevent fluid from being withdrawn from the supply tank when the irrigation system is either automatically or manually shut down.
4. The system must contain functional interlocking controls to automatically shut off the pesticide injection pump when the water pump motor stops.
5. The irrigation line or water pump must include a functional pressure switch which will stop the water pump motor when the water pressure decreases to the point where pesticide distribution is adversely affected.
6. Systems must use a metering pump, such as a positive displacement injection pump (e.g., diaphragm pump), effectively designed and constructed of materials that are compatible with pesticides and capable of being fitted with a system interlock.
7. Do not apply when wind speed favors drift beyond the area intended for treatment.

Center Pivot Irrigation Equipment

Notes: (1) Use only with drive systems which provide uniform water distribution. (2) Do not use end guns when chemigating Palisade EC through center pivot systems because of non-uniform application.

-
- Determine the size of the area to be treated.
 - Determine the time required to apply $\frac{1}{8}$ - $\frac{1}{2}$ inch of water over the area to be treated when the system and injection equipment are operated at normal pressures as recommended by the equipment manufacturer. When applying Palisade EC through irrigation equipment use the lowest obtainable water volume while maintaining uniform distribution. Run the system at 80-95% of the manufacturer's rated capacity.
 - Using water, determine the injection pump output when operated at normal line pressure.
 - Determine the amount of Palisade EC required to treat the area covered by the irrigation system.
 - Add the required amount of Palisade EC and sufficient water to meet the injection time requirements to the solution tank.
 - Make sure the system is fully charged with water before starting injection of the Palisade EC solution. Time the injection to last at least as long as it takes to bring the system to full pressure.
 - Maintain constant solution tank agitation during the injection period.
 - Continue to operate the system until the Palisade EC solution has cleared the sprinkler head.

SPECIFIC INSTRUCTIONS FOR PUBLIC WATER SYSTEMS

1. Public water system means a system for the provision to the public of piped water for human consumption if such system has at least 15 service connections or regularly serves an average of at least 25 individuals daily at least 60 days out of the year.
2. Chemigation systems connected to public water systems must contain a functional, reduced-pressure zone, back-flow preventer (RPZ) or the functional equivalent in the water supply line upstream from the point of pesticide introduction. As an option to the RPZ, the water from the public water system should be discharged into a reservoir tank prior to pesticide introduction. There shall be a complete physical break (air gap) between the flow outlet end of the fill pipe and the top or overflow rim of the reservoir tank of at least twice the inside diameter of the fill pipe.

16/
25

3. The pesticide injection pipeline must contain a functional, automatic, quick-closing check valve to prevent the flow of fluid back toward the injection pump.
4. The pesticide injection pipeline must contain a functional, normally closed, solenoid-operated valve located on the intake side of the injection pump and connected to the system interlock to prevent fluid from being withdrawn from the supply tank when the irrigation system is either automatically or manually shut down.
5. The system must contain functional interlocking controls to automatically shut off the pesticide injection pump when the water pump motor stops, or in cases where there is no water pump, when the water pressure decreases to the point where pesticide distribution is adversely affected.
6. Systems must use a metering pump, such as a positive displacement injection pump (e.g., diaphragm pump) effectively designed and constructed of materials that are compatible with pesticides and capable of being fitted with a system interlock.

Do not apply when wind speed favors drift beyond the area intended for treatment.

17/
25

CROP USE DIRECTIONS

Crop	fl oz/A (lb a.i./A)	Application
For growth and lodging management and yield protection in cereals.		
<p>Cereals</p> <p>Wheat Winter Spring Durum</p> <p>Barley Winter Spring</p> <p>Oats</p> <p>Triticale</p>	<p>10.5 – 14.4 (0.08 – 0.11)</p>	<p>Single application: Apply Palisade EC from Feekes growth stage 4 (pseudostem erection) through Feekes growth stage 7 (node formation). Apply before Feekes 8 (when the last leaf is visible).</p> <p>[Optional language: Split application: Make the first application at Feekes 4-5 and a second application at Feekes 7. Apply no more than 14.4 fl. oz/A total.]</p> <p>[Optional language: Split application in barley: Make the first application at Feekes 4-6 and a second application at Feekes 7-8.]</p> <p>[Optional language: For improved root development, apply 6 – 14.4 fl oz at Feekes 2-5 (tillers formed to leaf sheath strongly erect).]</p> <p>For further descriptions of Feekes (and Zadoks) growth stages, see table at end of label.</p> <p>Use the higher rate when 1) varieties are prone to lodging, or 2) the crop is intensively managed.</p>

Application: For best coverage and uptake, use a minimum of 10 gallons of water/acre. Palisade EC may be mixed in a spray solution containing up to 50% liquid nitrogen fertilizer.

Specific Use Restrictions:

- 1) Do not apply if crop is stressed by drought, disease, or temperatures.
- 2) Do not apply more than 14.4 fl oz (0.11 lb a.i.) Palisade EC/A/season.
- 3) Palisade EC may be applied until 45 days prior to harvest (45-day PHI).

18/25

Crop	fl oz/A (lb a.i./A)	Application
For yield protection and lodging prevention in grasses grown for seed.		
Grasses (grown for seed)	12 - 64 (0.09 - 0.5)	<p>Apply as a broadcast, foliar spray to actively growing grass.</p> <p>For a single application, apply before or during stem elongation stage of development (Zadoks 30-37 or Feekes 5-8).</p> <p>Use the high rate on heavy, lush stands. Use the lower rate range on short varieties, when conditions are less favorable for lodging, or on older stands of grass.</p> <p>NOTE: Although this product is effective at any time in this growth stage the BEST timing is early (Zadoks growth stage 32 or Feekes 7) when the second node on the main stem is detectable.</p>
	Split application 6 - 32 (0.05 - 0.25)	For a split application, apply the first application before or during stem elongation stage of development (Zadoks 30-37 or Feekes 5-8) followed by a second application 7-10 days later.

Specific Use Restrictions:

- (1) Do not apply more than 64 fl oz (0.5 lb a.i.) Palisade EC/A/season.
- (2) May be applied up to 35 days before harvest.
- (3) Do not graze or feed forage 49 days after last application.
- (4) Other crops may be planted 30 days after the last application.

19/
25

Crop	fl oz/A (lb a.i./A)	Application
For ripening in sugarcane		
Sugarcane	22.4 - 40 (0.18 - 0.31)	Apply Palisade EC 28-60 days prior to harvest to increase sugar content and/or extend harvest window.
For internode shortening for seed piece production in sugarcane		
Sugarcane	8 - 25.6 (0.06 - 0.2)	Make a minimum of two split applications of Palisade EC. Make first application of 8 - 25.6 fl oz/A when 6 fully developed full size leaves have appeared. Note the bottom leaf should be feeding internodes above the soil surface. Make a second application of 8 - 25.6 fl oz /A when 6 additional fully developed full size leaves have appeared. The total amount applied per acre/crop/season should not exceed 40 fl oz.

Specific Use Restrictions:

- 1) When applied as a ripener, Palisade EC may be applied until 28 days prior to harvest (28-day PHI).
- 2) Do not apply more than 40 fl oz (0.31 lb a.i.) Palisade EC/A/crop/season.
- 3) Do not apply to cane under stress from lack of water, poor fertilization, abnormal temperatures, or disease.
- 4) Results may vary according to the variety.
- 5) Crop tolerance: Palisade EC has been shown to be safe at the rates, timings, and varieties tested. Some varieties may be more sensitive and exhibit symptoms such as stunting. Under normal agricultural conditions, the affected plants will resume growth.

Conversion Table

fl oz/A	lb a.i./A
6	0.05
8	0.06
12	0.09
14.4	0.11
22.4	0.18
25.6	0.2
32	0.25
40	0.31
64	0.5

20/25

Explanation of Growth Stages for Gramineous Crops

Feekes	Zadoks	Description
2	21	Begin Tillering
3	26	Tillers formed
4	29	Leaf-sheaths erect
5	30	Leaf sheaths strongly erect
6	31	First node visible
7	32	Second node visible
8	37	Flag leaf just visible

STORAGE AND DISPOSAL

Do not contaminate water, food, or feed by storage and disposal.

Pesticide Storage

Do not store below 32°F. If crystals do form, store above 70°F, shaking periodically until crystals are dissolved.

Pesticide Disposal

Pesticide wastes are toxic. Improper disposal of unused pesticide, spray mixture, or rinsate is a violation of Federal law. If these wastes cannot be disposed of by use according to label instructions, they must be disposed of according to Federal, state, or local procedures. Contact your State Pesticide or Environmental Control Agency or the Hazardous Waste Representative at the nearest EPA Regional Office for guidance.

Container Handling [equal to or less than 5 gallons]

Non-refillable container. Do not reuse or refill this container. Triple rinse container (or equivalent) promptly after emptying. Triple rinse as follows: Empty the remaining contents into application equipment or a mix tank and drain for 10 seconds after the flow begins to drip. Fill the container ¼ full with water and recap. Shake for 10 seconds. Pour rinsate into application equipment or a mix tank or store rinsate for later use or disposal. Drain for 10 seconds after the flow begins to drip. Repeat this procedure two more times. Then offer for recycling if available or puncture and dispose of in a sanitary landfill, or by incineration.

Container Handling [greater than 5 gallons]

Refillable container. Refill this container with pesticide only. Do not reuse this container for any other purpose. Cleaning the container before final disposal is the responsibility of the person disposing of the container. Cleaning before refilling is the responsibility of the refiller. To clean the container before final disposal, empty the remaining contents

21/
25

from this container into application equipment or mix tank. Fill the container about 10 percent full with water. Agitate vigorously or recirculate water with the pump for 2 minutes. Pour or pump rinsate into application equipment or rinsate collection system. Repeat this rinsing procedure two more times. Then offer for recycling if available or puncture and dispose of in a sanitary landfill, or by other procedures approved by state and local authorities.

For minor spills, leaks, etc., follow all precautions indicated on this label and clean up immediately. Take special care to avoid contamination of equipment and facilities during clean up and disposal of wastes. In the event of a major spill, fire, or other emergency, call 1-800-888-8372, day or night.

CONTAINER IS NOT SAFE FOR FOOD, FEED, OR DRINKING WATER.

Palisade®, Quilt®, Tilt®, the ALLIANCE FRAME, the SYNGENTA logo, and the PURPOSE ICON are trademarks of a Syngenta Group Company

Viton® is a trademark of E.I. DuPont de Nemours and Company.

©20XX Syngenta

For non-emergency (e.g., current product information), call
Syngenta Crop Protection at 1-800-334-9481.

Manufactured for:
Syngenta Crop Protection, LLC
P.O. Box 18300
Greensboro, North Carolina 27419-8300

22/25

[NON-DETACHABLE CONTAINER LABEL]

Palisade® EC

For growth management of grasses grown for seed, wheat, triticale, barley, oats, and sugarcane

Active Ingredient:	
Trinexapac-ethyl*	12.0%
Other Ingredients:	88.0%
Total:	100.0%

*CAS No. 95266-40-3

Palisade EC is an emulsifiable concentrate containing 1 pound of active ingredient per gallon.

KEEP OUT OF REACH OF CHILDREN.

WARNING/AVISO

Si usted no entiende la etiqueta, busque a alguien para que se la explique a usted en detalle. (If you do not understand the label, find someone to explain it to you in detail.)

See additional precautionary statements and directions for use inside booklet.

AGRICULTURAL USE REQUIREMENTS

Use this product only in accordance with its labeling and with the Worker Protection Standard, 40 CFR part 170. Refer to supplemental labeling under "Agricultural Use Requirements" in the Directions for Use section for information about this standard.

EPA Reg. No. 100-949

EPA Est. 62171-MS-001

2.5 gallons
Net Contents

23/25

FIRST AID	
If in eyes	<ul style="list-style-type: none"> • Hold eye open and rinse slowly and gently with water for 15-20 minutes. • Remove contact lenses, if present, after the first 5 minutes, then continue rinsing eye. • Call a poison control center or doctor for treatment advice.
If Inhaled	<ul style="list-style-type: none"> • Move person to fresh air. • If person is not breathing, call 911 or an ambulance, then give artificial respiration, preferably mouth-to-mouth if possible. • Call a poison control center or doctor for further treatment advice.
If on skin or clothing	<ul style="list-style-type: none"> • Take off contaminated clothing. • Rinse skin immediately with plenty of water for 15-20 minutes. • Call a poison control center or doctor for treatment advice.
If swallowed	<ul style="list-style-type: none"> • Call a poison control center or doctor immediately for treatment advice. • Have person sip a glass of water if able to swallow. • Do not induce vomiting unless told to do so by a poison control center or doctor. • Do not give anything by mouth to an unconscious person.
NOTE TO PHYSICIAN	
If ingested, lavage stomach with care to prevent aspiration of stomach contents. An aqueous suspension of activated charcoal can be given to absorb remaining toxicant.	
Have the product container or label with you when calling a poison control center or doctor, or going for treatment.	
HOT LINE NUMBER	
For 24-Hour Medical Emergency Assistance (Human or Animal) or Chemical Emergency Assistance (Spill, Leak, Fire, or Accident), Call 1-800-888-8372	

PRECAUTIONARY STATEMENTS

Hazards to Humans and Domestic Animals

WARNING/AVISO

Causes substantial but temporary eye injury. Do not get in eyes or on clothing. Wear protective eyewear such as goggles, face shield, or safety glasses. Harmful if

24/
25

swallowed, inhaled, or absorbed through skin. Avoid contact with skin, eyes or clothing. Avoid breathing vapor or spray mist.

Environmental Hazards

Do not apply directly to water, to areas where surface water is present, or to intertidal areas below the mean high water mark. Do not contaminate water when disposing of equipment washwater or rinsate. Do not apply when weather conditions favor drift from treated areas. Applying this product in calm weather when rain is not predicted for the next 24 hours will help to ensure that wind or rain does not blow or wash pesticide off the treatment area. See the *Spray Drift Management* section for further instructions on avoiding drift.

STORAGE AND DISPOSAL

Do not contaminate water, food, or feed by storage and disposal.

Pesticide Storage

Do not store below 32°F. If crystals do form, store above 70°F, shaking periodically until crystals are dissolved.

Pesticide Disposal

Pesticide wastes are toxic. Improper disposal of unused pesticide, spray mixture, or rinsate is a violation of Federal law. If these wastes cannot be disposed of by use according to label instructions, they must be disposed of according to Federal, state, or local procedures. Contact your State Pesticide or Environmental Control Agency or the Hazardous Waste Representative at the nearest EPA Regional Office for guidance.

Container Handling [equal to or less than 5 gallons]

Non-refillable container. Do not reuse or refill this container. Triple rinse container (or equivalent) promptly after emptying. Triple rinse as follows: Empty the remaining contents into application equipment or a mix tank and drain for 10 seconds after the flow begins to drip. Fill the container ¼ full with water and recap. Shake for 10 seconds. Pour rinsate into application equipment or a mix tank or store rinsate for later use or disposal. Drain for 10 seconds after the flow begins to drip. Repeat this procedure two more times. Then offer for recycling if available or puncture and dispose of in a sanitary landfill, or by incineration.

25/
25

Container Handling [greater than 5 gallons]

Refillable container. Refill this container with pesticide only. Do not reuse this container for any other purpose. Cleaning the container before final disposal is the responsibility of the person disposing of the container. Cleaning before refilling is the responsibility of the refiller. To clean the container before final disposal, empty the remaining contents ~~from this container into application equipment or mix tank. Fill the container about 10~~ percent full with water. Agitate vigorously or recirculate water with the pump for 2 minutes. Pour or pump rinsate into application equipment or rinsate collection system. Repeat this rinsing procedure two more times. Then offer for recycling if available or puncture and dispose of in a sanitary landfill, or by other procedures approved by state and local authorities.

For minor spills, leaks, etc., follow all precautions indicated on this label and clean up immediately. Take special care to avoid contamination of equipment and facilities during clean up and disposal of wastes. In the event of a major spill, fire, or other emergency, call 1-800-888-8372, day or night.

CONTAINER IS NOT SAFE FOR FOOD, FEED, OR DRINKING WATER.

Palisade® and the Syngenta logo are trademarks of a Syngenta Group Company

©20XX Syngenta

Manufactured for:
Syngenta Crop Protection, LLC
P.O. Box 18300
Greensboro, North Carolina 27419-8300

PAL EC 949 MAS 0212 AMEND 1012 CLEAN – df – 10/31/12
000100-00949.20121031.PAL_EC-AMEND-1012-CLEAN.PDF