

100-907

11/23/2009

1/31



UNITED STATES ENVIRONMENTAL PROTECTION AGENCY
WASHINGTON, D.C. 20460

OFFICE OF
PREVENTION, PESTICIDES AND
TOXIC SUBSTANCES

Ms Pat Dinnen
Syngenta Crop Protection
P.O. BOX 18300
Greensboro, NC 27419

NOV 23 2009

Subject: Label Notification(s) for Pesticide Registration Notice 2007-4

Dear Registrant:

The Agency is in receipt of your Application(s) for Pesticide Notification under Pesticide Registration Notice (PRN) 2007-4 dated September 9, 2009 for:

EPA Registration 100-907

Discover ®Herbicide

The Registration Division (RD) has conducted a review of this request for applicability under PRN 2007-4 and finds that the label change(s) requested falls within the scope of PRN-2007-4. The label has been date-stamped "Notification" and will be placed in our records.

Please be reminded that 40 CFR Part 156.140(a)(4) requires that a batch code, lot number, or other code identifying the batch of the pesticide distributed and sold be placed on nonrefillable containers. The code may appear either on the label (and can be added by non-notification/PR Notice 98-10) or durably marked on the container itself.

If you have any questions, please contact me directly at 703-305-6249 or Banza Djapao of my staff at 703-305-7269.

Sincerely,

A handwritten signature in black ink, appearing to be "Linda Arrington".

Linda Arrington
Notifications & Minor Formulations Team Leader
Registration Division (7505P)
Office of Pesticide Programs

	United States Environmental Protection Agency Washington, DC 20460	<input type="checkbox"/> Registration <input type="checkbox"/> Amendment <input checked="" type="checkbox"/> Other	OPP Identifier Number <hr/> Notification
--	---	--	---

Application for Pesticide - Section I

1. Company/Product Number 100-907	2. EPA Product Manager Joanne Miller	3. Proposed Classification <input checked="" type="checkbox"/> None <input type="checkbox"/> Restricted
4. Company/Product (Name) Discover Herbicide	PM# 23	
5. Name and Address of Applicant (Include ZIP Code) Syngenta Crop Protection, Inc. P. O. Box 18300 Greensboro, NC 27419 <input type="checkbox"/> Check if this is a new address		6. Expedited Review. In accordance with FIFRA Section 3(c)(3) (b)(i), my product is similar or identical in composition and labeling to: EPA Reg. No. _____ Product Name _____

Section - II

<input type="checkbox"/> Amendment - Explain below. <input type="checkbox"/> Resubmission in response to Agency letter dated _____ <input checked="" type="checkbox"/> Notification - Explain below.	<input type="checkbox"/> Final printed labels in response to Agency letter dated _____ <input type="checkbox"/> "Me Too" Application. <input type="checkbox"/> Other - Explain below.
--	---

NOTIFICATION

NOV 23 2009

Explanation: Use additional page(s) if necessary. (For Section I and Section II.).

Notification of label change per PR Notice 2007-4. This Notification is consistent with the guidance of PR Notice 2007-4 and the requirements of EPA's regulations at 40 CFR §§156.10, 156.140, 156.144, 156.146, and 156.156. No other changes have been made to the labeling or the Confidential Statement of Formula for this product. I understand that it is a violation of 18 U.S.C. Sec. 1001 to willfully make any false statement to EPA. I further understand that if the amended label is not consistent with the requirements of 40 CFR §§156.10, 156.140, 156.144, 156.146, and 156.156, this product may be in violation of FIFRA and I may be subject to enforcement action and penalties under sections 12 and 14 of FIFRA.

Syngenta is amending the Storage and Disposal section of the label by Notification according to the directions stated in PR Notice 2007-4.

Section - III

1. Material This Product Will Be Packaged In:				2. Type of Container	
Child-Resistant Packaging <input type="checkbox"/> Yes* <input type="checkbox"/> No	Unit Packaging <input type="checkbox"/> Yes <input checked="" type="checkbox"/> No	Water Soluble Packaging <input type="checkbox"/> Yes <input checked="" type="checkbox"/> No			<input checked="" type="checkbox"/> Metal <input checked="" type="checkbox"/> Plastic <input type="checkbox"/> Glass <input type="checkbox"/> Paper <input type="checkbox"/> Other (Specify) _____
*Certification must be submitted		If "Yes" Unit Packaging wgt.	No. per Container	If "Yes" Unit Packaging wgt.	No. per container
3. Location of Net Contents Information <input checked="" type="checkbox"/> Label <input type="checkbox"/> Container		4. Size(s) Retail Container 1.25 gal.		5. Location of Label Directions <input checked="" type="checkbox"/> On Label <input type="checkbox"/> On Labeling accompanying product	
6. Manner in Which Label is Affixed to Product <input type="checkbox"/> Lithograph <input checked="" type="checkbox"/> Other <u>Pressure Sensitive</u> <input type="checkbox"/> Paper glued <input type="checkbox"/> Stenciled					

Section - IV

1. Contact Point (Complete items directly below for identification of individual to be contacted, if necessary, to process this application.)					
Name Pat Dinnen	Title Label Group Leader	Telephone No. (Include Area Code) 336-632-2494			
I certify that the statements I have made on this form and all attachments thereto are true, accurate and complete. I acknowledge that any knowingly false or misleading statement may be punishable by fine or imprisonment or both under applicable law.				6. Date Application Received (Stamped)	
2. Signature 		3. Title Regulatory Specialist			
4. Typed Name Pat Dinnen		5. Date September 9, 2009			

Certification with Respect to Label Integrity

Version: 9/11/02

I certify that the information (including, but not limited to, text, tables, and graphics) contained in the electronic file identified below by file name and submitted with this certification is the same information as that on the paper copies of these documents included with this submission.

PROPOSED LABEL		
EPA Registration #	Date Submitted to EPA	Electronic file name
100-907	9/9/2009	000100-00907.20090909.DISCOVER_PRN2007-4_SEP2009.pdf

I certify that the statements that I have made on this form are true, accurate, and complete. I acknowledge that any knowingly false or misleading statements may be punishable by fine or imprisonment or both under applicable law.

Pat Dinnen

Signature

September 9, 2009


Date

Pat Dinnen

Name (typed)

Label Group Leader

Title



4/31

Syngenta Crop Protect **Inc.**
P.O. Box 18300
Greensboro, NC 27419-8300
www.syngenta.com



FedEx

September 9, 2009

Document Processing Desk (NOTIF)
Office of Pesticide Programs (7504P)
U.S. Environmental Protection Agency
Room S-4900, One Potomac Yard
2777 South Crystal Drive
Arlington, VA 22202-4501

Attention: Ms. Linda Arrington

**SUBJECT: DISCOVER® HERBICIDE
EPA REG. NO. 100-907
NOTIFICATION OF LABEL CHANGE PER PR NOTICE 2007-4**

Syngenta Crop Protection, Inc. is submitting Notification for Discover Herbicide, EPA Reg. No. 100-907. Syngenta is amending the Storage and Disposal section of the label by Notification according to the directions stated in PR Notice 2007-4.

Attached are:


- One copy of the label with the changes clearly marked
- One unmarked copy of the label
- A CD of the unmarked copy of the label for "Electronic Comparison and Review"
- Certificate with Respect to Label Integrity Form
- Completed EPA Form 8570-1

Thank you in advance for approving this Notification. If you have any questions, please contact me at 336-632-2494.

Sincerely,

Pat Dinnen
Label Group Leader
Regulatory Affairs

Enclosures



[Booklet]

Discover®

GROUP 1 HERBICIDE

Herbicide

A single pass liquid postemergence herbicide for control of grass weeds in wheat (including Durum)

NOTIFICATION

NOV 23 2009

Active Ingredient:	
Clodinafop-propargyl (CAS No. 105512-06-9).....	22.3%
Other Ingredients:	77.7%
Total:	100.0%

This product contains petroleum distillates, xylene, or xylene-range aromatic solvent.

Discover Herbicide contains 2 lbs. of clodinafop-propargyl active ingredient per gallon.

KEEP OUT OF REACH OF CHILDREN.

WARNING/AVISO

Si usted no entiende la etiqueta, busque a alguien para que se la explique a usted en detalle. (If you do not understand the label, find someone to explain it to you in detail.)

See additional precautionary statements and directions for use inside booklet.


EPA Reg. No. 100-907

EPA Est.

Product of

SCP 907A

1.25 gallons
Net Contents




FIRST AID	
If in eyes	<ul style="list-style-type: none"> • Hold eye open and rinse slowly and gently with water for 15-20 minutes. • Remove contact lenses, if present, after the first 5 minutes, then continue rinsing eye. • Call a poison control center or doctor for treatment advice.
If on skin or clothing	<ul style="list-style-type: none"> • Take off contaminated clothing. • Rinse skin immediately with plenty of water for 15-20 minutes. • Call a poison control center or doctor for treatment advice.
If swallowed	<ul style="list-style-type: none"> • Immediately call a poison control center or doctor. • Do not induce vomiting unless told to do so by a poison control center or doctor. • Do not give any liquid to the person. • Do not give anything by mouth to an unconscious person.
If inhaled	<ul style="list-style-type: none"> • Move person to fresh air. • If person is not breathing, call 911 or an ambulance, then give artificial respiration, preferably mouth-to-mouth, if possible. • Call a poison control center or doctor for treatment advice.
Have the product container or label with you when calling a poison control center or doctor, or going for treatment.	
NOTE TO PHYSICIAN	
Contains petroleum distillate – vomiting may cause aspiration pneumonia.	
HOT LINE NUMBER	
For 24 Hour Medical Emergency Assistance (Human or Animal) or Chemical Emergency Assistance (Spill, Leak, Fire, or Accident) Call 1-800-888-8372	

PRECAUTIONARY STATEMENTS

Hazards to Humans and Domestic Animals

WARNING/AVISO

Causes skin and eye irritation. Harmful if swallowed. Prolonged or frequently repeated skin contact may cause allergic reactions in some individuals. Do not get in eyes, on skin, or on clothing.



Personal Protective Equipment (PPE)

Some materials that are chemical-resistant to this product are listed below. If you want more options, follow the instructions for Category G on an EPA chemical resistance category selection chart.

Applicators and other handlers must wear:

- Coveralls over short-sleeved shirt and short pants
- Chemical-resistant gloves, such as barrier laminate or viton
- Chemical-resistant footwear plus socks
- Chemical-resistant apron when cleaning equipment, mixing, or loading

Follow manufacturer's instructions for cleaning/maintaining PPE. If no such instructions for washables, use detergent and hot water. Keep and wash PPE separately from other laundry.

Engineering Control Statements

When handlers use closed systems, enclosed cabs, or aircraft in a manner that meets the requirements listed in the Worker Protection Standard (WPS) for agricultural pesticides [40 CFR 170.240(d)(4-6)], the handler PPE requirements may be reduced or modified as specified in the WPS.

User Safety Recommendations

Users should:

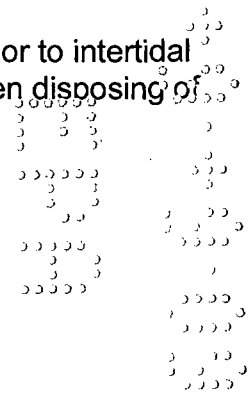
- Wash hands before eating, drinking, chewing gum, using tobacco, or using the toilet.
- Remove clothing immediately if pesticide gets inside. Then wash thoroughly and put on clean clothing.
- Remove PPE immediately after handling this product. Wash the outside of gloves before removing. As soon as possible, wash thoroughly and change into clean clothing.

Environmental Hazards

Do not apply directly to water, to areas where surface water is present, or to intertidal areas below the mean high water mark. Do not contaminate water when disposing of equipment wash water or rinsate.

Physical or Chemical Hazards

Do not use or store near heat or open flame.



CONDITIONS OF SALE AND LIMITATION OF WARRANTY AND LIABILITY

NOTICE: Read the entire Directions for Use and Conditions of Sale and Limitation of Warranty and Liability before buying or using this product. If the terms are not acceptable, return the product at once, unopened, and the purchase price will be refunded.

The Directions for Use of this product must be followed carefully. It is impossible to eliminate all risks inherently associated with the use of this product. Crop injury, ineffectiveness or other unintended consequences may result because of such factors as manner of use or application, weather or crop conditions, presence of other materials or other influencing factors in the use of the product, which are beyond the control of SYNGENTA CROP PROTECTION, Inc. or Seller. To the extent permitted by applicable law, Buyer and User agree to hold SYNGENTA and Seller harmless for any claims relating to such factors.

SYNGENTA warrants that this product conforms to the chemical description on the label and is reasonably fit for the purposes stated in the Directions for Use, subject to the inherent risks referred to above, when used in accordance with directions under normal use conditions. To the extent permitted by applicable law: (1) this warranty does not extend to the use of the product contrary to label instructions or under conditions not reasonably foreseeable to or beyond the control of Seller or SYNGENTA, and (2) Buyer and User assume the risk of any such use. To the extent permitted by applicable law, SYNGENTA MAKES NO WARRANTIES OF MERCHANTABILITY OR OF FITNESS FOR A PARTICULAR PURPOSE NOR ANY OTHER EXPRESS OR IMPLIED WARRANTY EXCEPT AS WARRANTED BY THIS LABEL.

To the extent permitted by applicable law, in no event shall SYNGENTA be liable for any incidental, consequential or special damages resulting from the use or handling of this product. **TO THE EXTENT PERMITTED BY APPLICABLE LAW, THE EXCLUSIVE REMEDY OF THE USER OR BUYER, AND THE EXCLUSIVE LIABILITY OF SYNGENTA AND SELLER FOR ANY AND ALL CLAIMS, LOSSES, INJURIES OR DAMAGES (INCLUDING CLAIMS BASED ON BREACH OF WARRANTY, CONTRACT, NEGLIGENCE, TORT, STRICT LIABILITY OR OTHERWISE) RESULTING FROM THE USE OR HANDLING OF THIS PRODUCT, SHALL BE THE RETURN OF THE PURCHASE PRICE OF THE PRODUCT OR, AT THE ELECTION OF SYNGENTA OR SELLER, THE REPLACEMENT OF THE PRODUCT.**

SYNGENTA and Seller offer this product, and Buyer and User accept it, subject to the foregoing Conditions of Sale and Limitation of Warranty and Liability, which may not be modified except by written agreement signed by a duly authorized representative of SYNGENTA.

DIRECTIONS FOR USE

It is a violation of Federal law to use this product in a manner inconsistent with its labeling.

Discover Herbicide should be used only in accordance with recommendations on this label or in separately published EPA accepted supplemental labeling recommendations for this product.

Do not apply this product in a way that will contact workers or other persons, either directly or through drift. Only protected handlers may be in the area during application. For any requirements specific to your State or Tribe, consult the agency responsible for pesticide regulation.

AGRICULTURAL USE REQUIREMENTS

Use this product only in accordance with its labeling and with the Worker Protection Standard, 40 CFR part 170. This Standard contains requirements for the protection of agricultural workers on farms, forests, nurseries, and greenhouses, and handlers of agricultural pesticides. It contains requirements for training, decontamination, notification, and emergency assistance. It also contains specific instructions and exceptions pertaining to the statements on this label about personal protective equipment (PPE) and restricted-entry interval. The requirements in this box only apply to uses of this product that are covered by the Worker Protection Standard.

Do not enter or allow worker entry into treated areas during the restricted-entry interval (REI) of 12 hours.

PPE required for early entry to treated areas that is permitted under the Worker Protection Standard and that involves contact with anything that has been treated, such as plants, soil, or water is:

- Coveralls over short-sleeved shirt and short pants
- Chemical-resistant gloves, such as barrier laminate or viton
- Chemical-resistant footwear plus socks

FAILURE TO FOLLOW THE DIRECTIONS FOR USE AND PRECAUTIONS ON THIS LABEL MAY RESULT IN CROP INJURY AND/OR POOR WEED CONTROL.

GENERAL INFORMATION

Discover Herbicide controls several grass weed species in all types of wheat (including Durum).

Applied postemergence, Discover Herbicide is rapidly absorbed by weed foliage and translocated to the growing points where it inhibits the acetyl CoA carboxylase (ACCCase) enzyme. Susceptible weed species generally stop growing within 48 hours, turn yellow within one to three weeks, and are completely controlled within three to five weeks. Level and rate of control depend on weed species, growing conditions, crop competition, and coverage. Thorough coverage of the plants is essential for consistent control.

ROTATIONAL CROP RESTRICTIONS

The following crops may be planted at the specified interval following application of Discover Herbicide.

Crop	Rotational Interval
Wheat (including Durum)	0 days
All other crops	30 days

WEEDS CONTROLLED

Discover Herbicide controls wild oat, volunteer oat, green foxtail, yellow foxtail, giant foxtail, barnyardgrass, canarygrass, Persian darnel, volunteer corn, and Italian (annual) ryegrass.

Although Discover Herbicide does not control broadleaf weeds, it can be tank mixed with a wide range of broadleaf herbicides to provide broad spectrum one-pass weed control. See the section entitled **Tank Mixes of Discover Herbicide with Broadleaf Weed Herbicides**. Herbicides not approved on this label for tank mixing with Discover Herbicide may be applied sequentially. Always apply Discover Herbicide first and allow at least 4 days after application of Discover Herbicide before applying these herbicides sequentially.

MANAGEMENT OF RESISTANT WEEDS

Discover Herbicide is a Group 1 Herbicide (ACCCase mode of action). Some naturally occurring populations of wild oat, green foxtail and Italian (annual) ryegrass have been identified as resistant to herbicides with the ACCCase mode of action (herbicides with the same mode of action as Discover Herbicide, such as: Achieve®, Assure® II, Axial®, Fusilade®, Fusion®, Hoelon®, Poast®, Prism®, Puma®, and Select®). Selection of resistant biotypes, through repeated use of these herbicides in the same field, may result in control failures. A resistant biotype may be present if poor performance cannot

be attributed to adverse weather conditions or improper application methods. If resistance is suspected, contact your local Syngenta representative for assistance.

The following practices will delay selection for resistant populations of weeds:

- Apply postemergence herbicides to small, actively growing weeds.
- Ensure that good spray coverage is achieved with proper spray volumes and calibrated equipment.
- Use the full label rate of product.
- Avoid tank mixes that may cause antagonism and reduced weed control.
- Where possible, avoid the repeated use of herbicides with the same mode of action (i.e., same group number) in successive seasons either in cereal crops or rotational crops.
- Use a diverse crop/fallow rotation to extend the range of available herbicides and agronomic practices.
- Use cultivation, fertilizer regimens, seeding rates and row widths that enhance crop competitiveness.
- Prevent weed escapes from producing seed either in the crop or during fallow periods.

APPLICATION PROCEDURES

TIMING OF APPLICATION

Apply Discover Herbicide to all types of wheat (including Durum) from the 2-leaf stage to pre-boot stage. Do not make an application to winter wheat in the fall. Refer to the **Crop Use Directions** section for grazing and harvest restrictions.

Precaution: Do not apply to a crop that is stressed by conditions such as frost, low fertility, drought, flooding, disease damage, or insect damage, as crop injury may result. Wheat is more susceptible to injury when exposed to temperatures below 40°F during the period 48 hours before or after Discover Herbicide application.

For optimum results, apply Discover Herbicide to actively growing weeds. Weed control can be reduced or delayed under conditions of stress, such as drought, heat, insufficient fertility, flooding, and prolonged cool temperatures. Grass escapes or re-tillering may occur if application is made during prolonged conditions of stress. Optimum weed control will be obtained if application of Discover Herbicide is delayed until the conditions of stress have ended and weeds are once again actively growing. An early application will maximize crop yields by reducing weed competition. Weeds emerging after application will not be controlled.

TIMING OF APPLICATION TO WEEDS		
Weed	Leaves on Main Stem	Tillers
Wild Oat Volunteer Oat Canarygrass	1 to 6-leaf stage on main stem	Prior to emergence of the 4 th tiller.
Green Foxtail Yellow Foxtail Giant Foxtail	1 to 5-leaf stage on main stem	For optimum control, apply prior to emergence of the 3 rd tiller and while weeds are actively growing.
Persian Darnel Italian (Annual) Ryegrass Barnyardgrass Volunteer Corn	1 to 5-leaf stage on main stem	For optimum control, apply before tillering and while weeds are actively growing.

RAINFASTNESS

Discover Herbicide applied alone is rainfast 30 minutes after application.

USE RATES

Apply the recommended rate of Discover Herbicide and DSV Adjuvant, using ground equipment, in a minimum of 5 gals. of water per acre, or apply aurally in a minimum of 3 gals. of water per acre (see **Application Procedures and Spray Equipment** sections for exceptions).

PRODUCT AND ADJUVANT USE RATES*

<p>To Control:</p> <p>Wild Oat Volunteer (Tame) Oat Green Foxtail Yellow Foxtail Barnyardgrass Canarygrass Volunteer Corn</p>	<p>To Control:</p> <p>Giant Foxtail Persian Darnel Italian (Annual) Ryegrass</p>
<p>Apply:</p> <p>3.2 oz./A of Discover Herbicide + 10.2 oz./A of DSV Adjuvant</p>	<p>Apply:</p> <p>4 oz./A of Discover Herbicide + 12.8 oz./A of DSV Adjuvant</p>
<p>Note:</p> <p>The contents of one Discover Herbicide case treat 50 Acres**.</p>	<p>Note:</p> <p>The contents of one Discover Herbicide case treat 40 Acres**.</p>

*See Tables 1 and 2 for Discover Herbicide use rate in a tank mix with broadleaf weed herbicides.

**One Discover Herbicide case contains 1.25 gallons of Discover Herbicide and two 2 gallons of DSV Adjuvant.

Note: Always use DSV Adjuvant with Discover Herbicide. When applied at the recommended rates, all the DSV Adjuvant will be used with the Discover Herbicide in each case of product.

GROUND AND AERIAL APPLICATION PROCEDURES

For best accuracy, calibrate the sprayer before use.

Ground Applications

Spray Nozzles – 80° or 110° flat fan nozzles are recommended for optimum spray coverage. Nozzles must be uniformly spaced along the boom to provide accurate and uniform coverage. Point the nozzles forward in the direction of travel at an angle of 45° for optimum coverage of grass weeds. Follow the nozzle manufacturer’s recommendations for pressure and screens. Do not use flood or hollow cone type nozzles.

Pump – Must have capacity to maintain pressure (35-40 psi) and to maintain the product suspension through tank agitation. A centrifugal pump is recommended with an agitation rate of 20 gals./minute/100 gals. tank size. Agitation must be maintained during mixing and spraying.

Screens – Use a screen or strainer with 16-mesh or coarser on the suction side of the pump. Do not place a screen in the recirculation line unless using a roller or piston pump. Use 50-mesh or coarser screens between the pump and boom, and at the nozzles.

Water Volume – Use an application rate of 5-10 gals. of water per acre. Always use a minimum of 10 gals. of water per acre under dry conditions or dense weed populations and when treating Persian darnel or Italian (annual) ryegrass.

Adjuvants – Always use the DSV Adjuvant included in the Discover Herbicide case. Other adjuvants should not be used. See **Mixing Instructions**.

Pressure – 35-40 psi at the nozzles. Lower pressure may be used with extended range or low pressure nozzles.

Good weed coverage with the spray mixture is essential for optimum weed control results. Observe sprayer nozzles frequently during the spraying operation to ensure that the spray pattern is uniform. Avoid large spray overlaps which result in excessive rates in the overlap areas. Also, avoid application under conditions when uniform coverage cannot be obtained or when excessive spray drift may occur. To reduce spray drift, do not apply under windy conditions. Allow adequate distance between target area and desirable vegetation to prevent drift to nontarget areas. Boom height for broadcast over-the-top application should be based upon the free-standing height of the crop, not height above the soil surface, and should be at least 12 inches above the crop.

Aerial Applications

Apply Discover Herbicide in water using a minimum spray volume of 3 gals./A. Use a minimum of 5 gals./A under dry conditions or dense weed populations and when treating Persian darnel or Italian (annual) ryegrass. Include DSV Adjuvant in the spray mixture (see Mixing Instructions). Use the recommended rates for DSV Adjuvant given in the Product and Adjuvant Use Rates table. Do not apply DSV Adjuvant at concentrations greater than 2% v/v in the spray mix as crop injury may result. Avoid application under conditions where uniform coverage cannot be obtained or where excessive spray drift may occur. Make applications at a maximum height of 10 ft. above the crop with low-drift nozzles at a maximum pressure of 40 psi and wind speed not exceeding 10 mph to help assure accurate application within the target area.

RECOMMENDATIONS TO AVOID SPRAY DRIFT

Aerial Drift Management

Avoiding spray drift at the application site is the responsibility of the applicator. The interaction of many equipment- and weather-related factors determine the potential for spray drift. The applicator and the grower are responsible for considering all these factors when making decisions.

The following drift management requirements must be followed to avoid off-target drift movement from aerial applications to agricultural field crops. These requirements do not apply to forestry applications, public health uses, or to applications using dry formulations.

1. The distance of the outermost nozzles on the boom must not exceed $\frac{3}{4}$ the length of the wingspan or rotor.
2. Nozzles must always point backward parallel with the air stream and never be pointed downward more than 45 degrees.

Where states have more stringent regulations, they should be observed.

The applicator should be familiar with and take into account the information covered in the **Aerial Drift Reduction Advisory Information**.

AERIAL DRIFT REDUCTION ADVISORY INFORMATION

Information on Droplet Size

The most effective way to reduce drift potential is to apply large droplets. The best drift management strategy is to apply the largest droplets that provide sufficient coverage and control. Applying larger droplets reduces drift potential, but will not prevent drift if applications are made improperly, or under unfavorable environmental conditions (see **Wind, Temperature and Humidity, and Temperature Inversions**).

Controlling Droplet Size

- **Volume** – Use high flow rate nozzles to apply the highest practical spray volume. Nozzles with higher rated flows produce larger droplets.
- **Pressure** – Do not exceed the nozzle manufacturer's recommended pressures. For many nozzle types, lower pressure produces larger droplets. When higher flow rates are needed, use higher flow rate nozzles instead of increasing pressure.
- **Number of Nozzles** – Use the minimum number of nozzles that provide uniform coverage.
- **Nozzle Orientation** – Orienting nozzles so that the spray is released parallel to the airstream produces larger droplets than other orientations and is the recommended practice. Significant deflection from horizontal will reduce droplet size and increase drift potential.
- **Nozzle Type** – Use a nozzle type that is designed for the intended application. With most nozzle types, narrower spray angles produce larger droplets. Consider using

low-drift nozzles. Solid stream nozzles oriented straight back produce the largest droplets and the lowest drift.

Boom Length

For some use patterns, reducing the effective boom length to less than $\frac{3}{4}$ of the wingspan or rotor length may further reduce drift without reducing swath width.

Application Height

Applications should not be made at a height greater than 10 ft. above the top of the largest plants, unless a greater height is required for aircraft safety. Making applications at the lowest height that is safe reduces exposure of droplets to evaporation and wind.

Swath Adjustment

When applications are made with a crosswind, the swath will be displaced downward. Therefore, on the up and downwind edges of the field, the applicator must compensate for this displacement by adjusting the path of the aircraft upwind. Swath adjustment distance should increase with increasing drift potential (higher wind, smaller drops, etc.).

Wind

Drift potential is lowest between wind speeds of 2-10 mph. However, many factors, including droplet size and equipment type, determine drift potential at any given speed. Application should be avoided below 2 mph due to variable wind direction and high inversion potential. **Note:** Local terrain can influence wind patterns. Every applicator should be familiar with local wind patterns and how they affect spray drift.

Temperature and Humidity

When making applications in low relative humidity, set up equipment to produce larger droplets to compensate for evaporation. Droplet evaporation is most severe when conditions are both hot and dry.

Temperature Inversions

Applications should not occur during a temperature inversion because drift potential is high. Temperature inversions restrict vertical air mixing, which causes small suspended droplets to remain in a concentrated cloud. This cloud can move in unpredictable directions due to the light variable winds common during inversions. Temperature inversions are characterized by increasing temperatures with altitude and are common on nights with limited cloud cover and light to no wind. They begin to form as the sun sets and often continue into the morning. Their presence can be indicated by ground fog; however, if fog is not present, inversions can also be identified by the movement of smoke from a ground source or an aircraft smoke generator. Smoke that layers and

moves laterally in a concentrated cloud (under low wind conditions) indicates an inversion, while smoke that moves upward and rapidly dissipates indicates good vertical air mixing.

Sensitive Areas

The pesticide should only be applied when the potential for drift to adjacent sensitive areas (e.g., residential areas, bodies of water, known habitat for threatened or endangered species, non-target crops) is minimal (e.g., when wind is blowing away from the sensitive areas).

Avoid all direct or indirect contact (such as spray drift) of Discover Herbicide with crops other than those recommended for treatment on this label, since injury may occur.

Chemigation: Do not apply this product through any type of irrigation system.

MIXING PROCEDURES

MIXING INSTRUCTIONS

1. Clean spray tank and half fill with clean water. Start agitation or bypass system.
2. If a broadleaf herbicide is to be used, add the product **FIRST**, prior to adding Discover Herbicide and agitate for 2-3 minutes.
3. Add correct amount of Discover Herbicide.
4. Agitate for 2-3 minutes.
5. Add the correct amount of DSV Adjuvant as specified in the **Product and Adjuvant Use Rates** table.
6. Agitate for 1-2 minutes before adding remainder of water and then maintain constant agitation.
7. After any break in spraying operations, agitate thoroughly before spraying again.
8. **Use the spray suspension as soon as it is prepared.**
9. If an oily film starts to build up in the tank, drain tank and then clean with a detergent.

SPRAYER CLEANUP

Thoroughly clean application equipment immediately after spraying. Ensure that all traces of the product are removed. The following recommendations are provided:

1. Drain and flush tank walls, boom, and all hoses for 10 minutes with clean water. **Do not** clean the sprayer near desirable vegetation, wells, or other water sources.
2. Remove the nozzles and screens and wash separately.
3. Dispose of all rinsings in accordance with state and local regulations.
4. If a tank mix partner is used, always check tank mix partner label for any additional cleanup procedures.

CROP USE DIRECTIONS

WHEAT (INCLUDING DURUM)

Discover Herbicide can be used on all types of wheat (including Durum). Do not allow spray to drift to adjacent fields seeded to crops other than wheat. Do not treat wheat underseeded to forages.

To avoid possible illegal residues:

- Do not graze livestock or feed forage from treated areas for a minimum of 30 days following application.
- Do not feed hay for 30 days following application.
- Do not harvest grain for 60 days following application.
- Make only one application per crop season.
- Do not make an application to winter wheat in the fall.

TANK MIXES OF DISCOVER HERBICIDE WITH BROADLEAF WEED HERBICIDES

For broad spectrum control of annual grass and broadleaf weeds, tank mix Discover Herbicide with one of the broadleaf herbicides or broadleaf herbicide combinations listed in the following tables. Consult the label of the tank mix partner for a list of broadleaf weeds controlled, rates, timing, recropping restrictions, grazing interval restrictions, recommendations for specific weeds, directions for use, and precautions. Use in accordance with the most restrictive of label limitations and precautions. No label dosage rates should be exceeded. This product cannot be mixed with any other product whose label prohibits such a mixture.

Note: When tank mixing, always add the broadleaf herbicides to the spray tank first. Follow with Discover Herbicide and add the DSV Adjuvant last.

Table 1: Weeds Controlled by Discover Herbicide Applied at 3.2 oz./A*

For control of annual grasses listed in the following table and broadleaf weeds (refer to tank mix partner label for specific weeds controlled), use Discover Herbicide at 3.2 oz./A plus only one of the following single or two-way broadleaf herbicide combinations. Broadleaf herbicide combinations other than those listed in the table below are not recommended.

SELECT ONLY ONE BROADLEAF HERBICIDE TANK MIX COMBINATION LISTED IN THE TABLE BELOW

Broadleaf Herbicide	Rate	Weeds Controlled by Discover Herbicide Applied at 3.2 oz./A**						
		Wild Oat	Volunteer Oat	Green Foxtail ¹	Yellow Foxtail	Barnyard-grass	Canary-grass	Volunteer Corn
2,4-D Amine (assume 4 lbs./gal.)	0.5-0.75 pt./A	C	C	S	S	-	C	-
Affinity™ TankMix + MCPA Ester (assume 4 lb./gal.)	0.6 oz./A + 0.5-0.75 pt./A	C	C	-	-	-	-	-
Affinity TankMix + Starane™	0.6 oz./A + 0.33-0.67 pt./A	C	C	-	-	-	-	-
Ally® Extra ¹	0.2-0.4 oz./A	C	C	S	S	-	C	-
Ally® ^{1,5}	0.1 oz./A	C	C	C	S	-	C	-
Amber® ¹	0.28-0.47 oz./A	C	C	C	S	-	C	-
Banvel® ⁴	2-3 oz./A	C	C	S	S	-	C	-
Banvel ⁴ + MCPA Ester	2 oz./A + 0.5-0.75 pt./A	C	C	S	-	-	-	-
Banvel SGF®	4-6 oz./A	C	C	S	S	-	C	-
Bronate Advanced™ ²	0.8-1.2 pt./A	C	C	C	C	C	C	C
Buctril® ³	0.75-1.5 pt./A	C	C	C	C	C	C	C
Buctril ³ + MCPA Ester (assume 4 lbs./gal.)	0.75-1.5 pt./A + 0.5-0.75 pt./A	C	C	C	C	C	C	C
Chiptox® MCPA	1-1.5 pt./A	C	C	-	-	-	-	-
Clarity®	2-3 oz./A	C	C	S	S	-	C	-
Clarity + MCPA Ester	2 oz./A + 0.5-0.75 pt./A	C	C	S	-	-	-	-
Curtail™	2-2.67 pt./A	C	C	S	-	-	C	-
Curtail™ M	1.75 pt./A	C	C	C	C	-	C	-
Double Up® B+D	0.75-1 pt./A	C	C	-	-	-	-	-
Express® ^{1,6}	0.17-0.33 oz./A	C	C	S	-	-	C	-
Finesse® ¹	0.2-0.4 oz./A	C	C	S	S	-	C	-
Glean® ¹	0.17-0.33 oz./A	C	C	S	-	-	C	-
Harmony® Extra ^{1,7}	0.3-0.6 oz./A	C	C	S	S	-	C	-
Harmony Extra ^{1,7} + Bronate Advanced ²	0.3-0.6 oz./A + 0.6-1.2 pt./A	S	S	-	-	-	-	-
Harmony Extra ^{1,7} + Buctril ³	0.3-0.6 oz./A + 0.75-1.5 pt./A	C	C	-	-	-	-	-
Harmony Extra ^{1,7} + MCPA Amine (assume 4 lbs./gal.)	0.3-0.6 oz./A + 0.5-0.75 pt./A	S	S	-	-	-	-	-
Harmony Extra ^{1,7} + MCPA Ester (assume 4 lbs./gal.)	0.3-0.6 oz./A + 0.5-0.75 pt./A	C	C	-	-	-	-	-
Harmony® GT ^{1,8}	0.3-0.6 oz./A	C	C	C	S	C	C	C
Harmony GT ^{1,8} + Buctril ³	0.3-0.6 oz./A + 0.75-1.5 pt./A	C	C	S	-	-	-	-
Harmony GT ^{1,8} + MCPA Amine	0.3 oz./A + 0.5-0.75 pt./A	C	C	S	-	-	-	-
Harmony GT ^{1,8} + MCPA Ester (assume 4 lbs./gal.)	0.3-0.6 oz./A + 0.5-0.75 pt./A	C	C	S	S	-	C	-
MCPA Amine (assume 4 lbs./gal.)	0.5-0.75 pt./A	C	C	S	S	-	C	-

Broadleaf Herbicide	Rate	Weeds Controlled by Discover Herbicide Applied at 3.2 oz./A**						
		Wild Oat	Volunteer Oat	Green Foxtail	Yellow Foxtail	Barnyard-grass	Canary-grass	Volunteer Corn
MCPA Ester (assume 4 lbs./gal.)	0.5-0.75 pt./A	C	C	C	C	C	C	C
Peak® ¹	0.25-0.5 oz./A	C	C	C	C	C	C	C
Peak ¹ + Bronate Advanced ²	0.25-0.5 oz./A + 0.6-1.2 pt./A	C	C	-	-	-	-	-
Peak ¹ + Buctril ³	0.25-0.5 oz./A + 0.75-1.5 pt./A	C	C	-	-	-	-	-
Peak ¹ + Chiptox MCPA	0.25-0.5 oz./A + 1-1.5 pt./A	C	C	-	-	-	-	-
Peak ¹ + Curtail M	0.25-0.5 oz./A + 1.75 pt./A	C	C	S	-	-	-	-
Peak ¹ + MCPA Amine (assume 4 lbs./gal.)	0.25-0.5 oz./A + 0.5-0.75 pt./A	C	C	S	S	-	-	-
Peak ¹ + MCPA Ester (assume 4 lbs./gal.)	0.25-0.5 oz./A + 0.5-0.75 pt./A	C	C	C	-	-	C	-
Rhino™	16 oz./A	C	C	-	-	-	-	-
Starane™	0.67 pt./A	C	C	C	S	-	C	-
Starane + Bronate Advanced ²	0.67 pt./A + 0.6-1.2 pt./A	C	C	C	S	-	-	-
Starane + Curtail M	0.67 pt./A + 1.75 pt./A	C	C	C	S	-	-	-
Starane + Harmony Extra ^{1,4}	0.67 pt./A + 0.3 oz./A	C	C	S	-	-	-	-
Starane + Harmony GT ^{1,8}	0.67 pt./A + 0.3-0.6 oz./A	C	C	C	-	-	-	-
Starane + Peak ¹	0.67 pt./A + 0.25-0.5 oz./A	C	C	-	-	-	-	-
Starane™ + Sword®	1.5 pt./A	C	C	-	-	-	C	-
Starane + Sword + Harmony GT ^{1,8}	1.5 pt./A + 0.3-0.6 oz./A	C	C	-	-	-	-	-
Starane + Sword + Peak ¹	1.5 pt./A + 0.25-0.5 oz./A	C	C	-	-	-	-	-
Stinger™	0.25-0.33 pt./A	C	C	C	-	-	C	-
WECO MAX™	16 oz./A	C	C	-	-	-	-	-
WideMatch™	1 pt./A	C	C	C	C	C	C	C
WideMatch + Harmony® GT ⁵	1 pt./A + 0.08-0.3 oz./A	C	C	C	C	C	C	C
WideMatch + MCPA ester (assume 4 lb./gal.)	1 pt./A + 0.5-0.75 pt./A	C	C	C	C	C	C	C

*Always use 10.2 oz. DSV Adjuvant/A when applying Discover Herbicide at a rate of 3.2 oz./A.

**C = Control; S = Suppression (indicates "Partial Control" which means significant activity but not always at a level generally considered acceptable for commercial weed control).

¹Addition of surfactants other than DSV Adjuvant is not required.

²Other equivalent products containing the active ingredients bromoxynil/MCPA esters may be used. Consult the specific product label for recommended rates.

³Other equivalent products containing the active ingredient bromoxynil may be used. Consult the specific product label for recommended rates.

⁴Other equivalent products containing the active ingredient dicamba may be used. Consult the specific product label for recommended rates.

⁵Ally XP may be used.

⁶Express XP may be used.

⁷Harmony Extra XP may be used.

⁸Harmony GT XP may be used.

Table 2: Weeds Controlled by Discover Herbicide Applied at 4.0 oz./A*

For control of annual grasses listed in the following table and broadleaf weeds (refer to tank mix partner label for specific weeds controlled), use Discover Herbicide at 4 oz./A plus only one of the following single or two-way broadleaf herbicide combinations. Broadleaf herbicide combinations other than those listed in the table below are not recommended.

SELECT ONLY ONE BROADLEAF HERBICIDE TANK MIX COMBINATION LISTED IN THE TABLE BELOW

Broadleaf Herbicide	Rate	Weeds Controlled by Discover Herbicide Applied at 4.0 oz./A**									
		Wild Oat	Volunteer Oat	Green Foxtail	Yellow Foxtail	Giant Foxtail	Barnyard-grass	Canary-grass	Persian Darnel	Volunteer Corn	Italian Ryegrass
2,4-D Amine (assume 4 lbs./gal.)	0.5-0.75 pt./A	C	C	C	C	-	-	C	-	-	-
Affinity TankMix + MCPA Ester (assume 4 lb./gal.)	0.6 oz./A + 0.5-0.75 pt./A	C	C	-	-	-	-	-	-	-	-
Affinity TankMix + Starane	0.6 oz./A + 0.33-0.67 pt./A	C	C	-	-	-	-	-	-	-	-
Ally Extra ¹	0.2-0.4 oz./A	C	C	C	S	-	-	C	-	-	-
Ally ^{1,5}	0.1 oz./A	C	C	C	S	-	-	C	-	-	-
Amber ¹	0.28-0.47 oz./A	C	C	C	S	-	-	C	-	-	-
Banvel ⁴	2-3 oz./A	C	C	C	C	-	-	C	-	-	-
Banvel ⁴ + MCPA Ester (assume 4 lbs./gal)	2 oz./A + 0.5-0.75 pt./A	C	C	S	-	-	-	-	-	-	-
Banvel SGF®	4-6 oz./A	C	C	C	C	-	-	C	-	-	-
Bronate Advanced ²	0.8-1.2 pt./A	C	C	C	C	C	C	C	C	C	C
Buctril ³	0.75-1.5 pt./A	C	C	C	C	C	C	C	C	C	C
Buctril ³ + MCPA Ester (assume 4 lbs./gal)	0.75-1.5 pt./A + 0.5-0.75 pt./A	C	C	C	C	C	C	C	C	C	C
Chiptox MCPA	1-1.5 pt./A	C	C	-	-	-	-	-	-	-	-
Clarity	2-3 oz./A	C	C	C	C	-	-	C	-	-	-
Clarity + MCPA Ester (assume 4 lbs./gal)	2 oz./A + 0.5-0.75 pt./A	C	C	S	-	-	-	-	-	-	-
Curtail	2-2.67 pt./A	C	C	C	S	-	-	C	-	-	-
Curtail + Harmony GT ¹	2-2.67 pt./A + 0.3-0.6 oz./A	C	C	-	-	-	-	-	-	-	-
Curtail M	1.75 pt./A	C	C	C	C	-	-	C	-	-	-
Double Up B+D	0.75-1 pt./A	C	C	-	-	-	-	-	-	-	-
Express ^{1,6}	0.17-0.33 oz./A	C	C	C	S	-	-	C	-	-	-
Finesse ¹	0.2-0.4 oz./A	C	C	C	S	-	-	C	-	-	-

Broadleaf Herbicide	Rate	Weeds Controlled by Discover Herbicide Applied at 4.0 oz./A**									
		Wild Oat	Volunteer Oat	Green Foxtail	Yellow Foxtail	Giant Foxtail	Barnyard-grass	Canary-grass	Persian Darnel	Volunteer Corn	Italian Ryegrass
Peak ¹ + Curtail M	0.25-0.5 oz./A + 1.75 pt./A	C	C	S	-	-	-	-	-	-	-
Peak ¹ + MCPA Amine (assume 4 lbs./gal.)	0.25-0.5 oz./A + 0.5-0.75 pt./A	C	C	C	S	-	-	-	-	-	-
Peak ¹ + MCPA Ester (assume 4 lbs./gal.)	0.25-0.5 oz./A + 0.5-0.75 pt./A	C	C	C	-	-	-	C	-	-	-
Rhino	16 oz./A	C	C	-	-	-	-	-	-	-	-
Starane	0.67 pt./A	C	C	C	-	-	-	C	-	-	-
Starane + Bronate Advanced ²	0.67pt./A+ 0.6-1.2 pt./A	C	C	C	C	-	-	-	-	-	-
Starane + Curtail	0.67 pt./A + 2-2.67 pt./A	S	S	-	-	-	-	-	-	-	-
Starane + Curtail M	0.67 pt./A + 1.75 pt./A	C	C	C	S	-	-	-	-	-	-
Starane + Harmony GT ^{1,8}	0.67 pt./A + 0.3-0.6 oz./A	C	C	C	-	-	-	-	-	-	-
Starane + Harmony Extra ^{1,7}	0.67 pt./A+ 0.3-0.4 oz./A	C	C	S	-	-	-	-	-	-	-
Starane + Peak ¹	0.67 pt./A+ 0.25-0.5 oz./A	C	C	C	-	-	-	-	-	-	-
Starane + Sword	1.5 pt./A	C	C	C	-	-	-	C	-	-	-
Starane + Sword + Harmony GT ^{1,8}	1.5 pt./A+ 0.3-0.6 oz./A	C	C	-	-	-	-	-	-	-	-
Starane + Sword + Peak ¹	1.5 pt./A+ 0.25-0.5 oz./A	C	C	C	-	-	-	-	-	-	-
Stinger	0.25-0.33 pt./A	C	C	C	-	-	-	C	-	-	-
WECO MAX	16 oz./A	C	C	-	-	-	-	-	-	-	-
WideMatch	1 pt./A	C	C	C	C	C	C	C	C	C	C
WideMatch + Harmony GT ⁸	1 pt./A + 0.08-0.3 oz./A	C	C	C	C	C	C	C	C	C	C
WideMatch + MCPA ester (assume 4 lb./gal.)	1 pt./A + 0.5-0.75 pt./A	C	C	C	C	C	C	C	C	C	C

*Always use 12.8 oz. DSV Adjuvant/A when applying Discover Herbicide at a rate of 4.0 oz./A.

**C = Control; S = Suppression (indicates "Partial Control" which means significant activity but not always at a level generally considered acceptable for commercial weed control.

¹Addition of surfactants other than DSV Adjuvant is not required.

²Other equivalent products containing the active ingredients bromoxynil/MCPA esters may be used. Consult the specific product label for recommended rates.

³Other equivalent products containing the active ingredient bromoxynil may be used. Consult the specific product label for recommended rates.

⁴Other equivalent products containing the active ingredient dicamba may be used. Consult the specific product label for recommended rates.

⁵Ally XP may be used.

⁶Express XP may be used.

⁷Harmony Extra XP may be used.

⁸Harmony GT XP may be used.

Precaution: Temporary crop injury may occur with tank mixes under extreme weather conditions or when the crop is suffering from stress due to inadequate or abnormally high moisture levels or extreme temperatures.

Note: Tank mixing is not recommended with any chemical additives, pesticides, or fertilizers that are not recommended on this label, or other Syngenta labeling or recommendations made by Syngenta as reduced annual grass control and/or crop injury may occur. Herbicides not approved for tank mixing on this Discover label, or other Syngenta labeling or recommendations made by Syngenta may be applied sequentially. Always apply Discover Herbicide first and allow at least 4 days after application of Discover Herbicide before applying these herbicides sequentially.

TANK MIX APPLICATION WITH QUILT® FUNGICIDE

Discover Herbicide at 3.2-4 oz./A may be tank mixed with Quilt Fungicide at 7 oz./A for annual grass control and early season disease suppression in wheat including durum. Add Quilt Fungicide to the spray tank first, followed by Discover Herbicide, then add DSV Adjuvant last. Refer to the Quilt Fungicide label for additional use directions, precautions, restrictions and diseases suppressed and/or controlled. **Note:** Under certain environmental conditions, tank mixes of Quilt Fungicide plus herbicides may cause crop injury.

TANK MIX APPLICATION WITH TILT® FUNGICIDE

Discover Herbicide may be applied in combination with Tilt Fungicide for weed and disease control. Apply Discover Herbicide at 3.2-4.0 oz./A in a tank mix with Tilt at recommended use rates. Add Tilt to the tank first, followed by Discover Herbicide, then add DSV Adjuvant last. Refer to the Tilt label for specific use directions, application rates, restrictions, and a list of diseases controlled.

TANK MIX APPLICATION WITH WARRIOR® INSECTICIDE

Discover Herbicide may be applied in combination with Warrior Insecticide for weed and insect control. Apply Discover Herbicide at 3.2-4.0 oz./A in a tank mix with Warrior Insecticide at recommended use rates. Add Warrior to the tank first, followed by Discover Herbicide, then add DSV Adjuvant last. Refer to the Warrior label for specific use directions, application rates, restrictions, and a list of insects controlled.

TANK MIXTURES WITH LIQUID NITROGEN FERTILIZERS

Discover Herbicide may be mixed in a spray solution containing up to 50% liquid nitrogen fertilizer. Add Discover Herbicide to the water first followed by DSV Adjuvant. Mix thoroughly, then add the liquid nitrogen fertilizer in an amount no greater than 50% of the final volume. **Note:** Under certain environmental conditions, mixtures of liquid nitrogen fertilizers as a partial carrier may cause crop burn.

When using Discover Herbicide with approved herbicide tank-mix partners, consult the label of the partner product and follow any additional instructions or restrictions on that label which relate to mixtures with liquid nitrogen fertilizers.

STORAGE AND DISPOSAL

Do not contaminate water, food, or feed by storage or disposal. Do not use in animal feeds.

Pesticide Storage

Store in a cool, dry place.


Pesticide Disposal

Wastes resulting from the use of this product may be disposed of on site or at an approved waste disposal facility.

Container Disposal Handling

Non-refillable container. Do not reuse or refill this empty container. Offer for recycling if available. Triple rinse container (or equivalent) promptly after emptying. Triple rinse as follows: Empty the remaining contents into application equipment or a mix tank and drain for 10 seconds after the flow begins to drip. Fill the container ¼ full with water and recap. Shake for 10 seconds. Pour rinsate into application equipment or a mix tank or store rinsate for later use and disposal. Drain for 10 seconds after the flow begins to drip. Repeat this procedure two more times. Then offer for recycling if available or puncture, and dispose of ~~empty container~~ in a sanitary landfill, or by incineration, or, if allowed by state and local authorities, by burning. If burned, stay out of smoke.

For minor spills, leaks, etc., follow all precautions indicated on this label and clean up immediately. Take special care to avoid contamination of equipment and facilities during cleanup procedures and disposal of wastes. In the event of a major spill, fire, or other emergency, call 1-800-888-8372, day or night.

Achieve®, Amber®, Axial®, Discover®, Fusilade®, Fusion®, Peak®, Quilt®, Tilt®, Warrior®, the Syngenta logo, and the CP FRAME  are trademarks of a Syngenta Group Company

Affinity™, Ally®, Ally® Extra, Assure® II, Canvas®, Express®, Finesse®, Glean®, Harmony® Extra, and Harmony® GT trademarks of E.I. duPont de Nemours and Company

Banvel® , Banvel SGF® , Clarity® , and Poast® trademarks of BASF Ag Products

Buctril® , Bronate® , Hoelon® , Puma™ , and Rhino™ trademarks of Bayer CropScience

Chiptox® trademark of Nufarm Americas Inc.

Curtail™ , Curtail™ M , Starane™ , Stinger™ , and WideMatch™ trademarks of Dow AgroSciences, LLC

Double Up® B+D trademark of Helena Chemical Company

Prism® and Select® trademarks of Valent Agricultural Products

Sword® trademark of Platte Chemical Company

WECO MAX™ trademark of Wilbur-Ellis Company

©200X Syngenta

For non-emergency (e.g., current product information), call
Syngenta Crop Protection at 1-800-334-9481.

Product of

Manufactured for:
Syngenta Crop Protection, Inc.
P.O. Box 18300
Greensboro, North Carolina 27419-8300
www.syngenta-us.com

SCP 907A

[Should Be Front and Back Label]
1.25 Gallon Jug

Discover®

GROUP 1 HERBICIDE

Herbicide

A single pass liquid postemergence herbicide for control of grass weeds in wheat (including Durum)

Active Ingredient:

Clodinafop-propargyl (CAS No. 105512-06-9)..... 22.3%

Other Ingredients: 77.7%

Total: 100.0%

This product contains petroleum distillates, xylene, or xylene-range aromatic solvent.

Discover Herbicide contains 2 lbs. of clodinafop-propargyl active ingredient per gallon.

See directions for use inside attached booklet.

EPA Reg. No. 100-907

EPA Est.

Product of

See directions for use inside attached booklet.

AGRICULTURAL USE REQUIREMENTS

Use this product only in accordance with its labeling and with the Worker Protection Standard, 40 CFR part 170. Refer to supplemental labeling under "Agricultural Use Requirements" in the Directions for Use section for information about this standard.

KEEP OUT OF REACH OF CHILDREN.

WARNING/AVISO

Si usted no entiende la etiqueta, busque a alguien para que se la explique a usted en detalle. (If you do not understand the label, find someone to explain it to you in detail.)

FIRST AID	
If in eyes	<ul style="list-style-type: none"> • Hold eye open and rinse slowly and gently with water for 15-20 minutes. • Remove contact lenses, if present, after the first 5 minutes, then continue rinsing eye. • Call a poison control center or doctor for treatment advice.
If on skin or clothing	<ul style="list-style-type: none"> • Take off contaminated clothing. • Rinse skin immediately with plenty of water for 15-20 minutes. • Call a poison control center or doctor for treatment advice.
If swallowed	<ul style="list-style-type: none"> • Immediately call a poison control center or doctor. • Do not induce vomiting unless told to do so by a poison control center or doctor. • Do not give any liquid to the person. • Do not give anything by mouth to an unconscious person.
If inhaled	<ul style="list-style-type: none"> • Move person to fresh air. • If person is not breathing, call 911 or an ambulance, then give artificial respiration, preferably mouth-to-mouth, if possible. • Call a poison control center or doctor for treatment advice.
Have the product container or label with you when calling a poison control center or doctor, or going for treatment.	
NOTE TO PHYSICIAN	
Contains petroleum distillate – vomiting may cause aspiration pneumonia.	
HOT LINE NUMBER	
For 24 Hour Medical Emergency Assistance (Human or Animal) or Chemical Emergency Assistance (Spill, Leak, Fire, or Accident) Call 1-800-888-8372	

Precautionary Statements

Hazards to Humans and Domestic Animals

WARNING/AVISO

Causes skin and eye irritation. Harmful if swallowed. Prolonged or frequently repeated skin contact may cause allergic reactions in some individuals. Do not get in eyes, on skin, or on clothing.

Personal Protective Equipment (PPE)

Some materials that are chemical-resistant to this product are listed below. If you want more options, follow the instructions for Category G on an EPA chemical resistance category selection chart.

Applicators and other handlers must wear:

- Coveralls over short-sleeved shirt and short pants
- Chemical-resistant gloves, such as barrier laminate or viton
- Chemical-resistant footwear plus socks
- Chemical-resistant apron when cleaning equipment, mixing, or loading

Follow manufacturer's instructions for cleaning/maintaining PPE. If no such instructions for washables, use detergent and hot water. Keep and wash PPE separately from other laundry.

Engineering Control Statements

When handlers use closed systems, enclosed cabs, or aircraft in a manner that meets the requirements listed in the Worker Protection Standard (WPS) for agricultural pesticides [40 CFR 170.240(d)(4-6)], the handler PPE requirements may be reduced or modified as specified in the WPS.

User Safety Recommendations

Users should:

- Wash hands before eating, drinking, chewing gum, using tobacco, or using the toilet.
- Remove clothing immediately if pesticide gets inside. Then wash thoroughly and put on clean clothing.
- Remove PPE immediately after handling this product. Wash the outside of gloves before removing. As soon as possible, wash thoroughly and change into clean clothing.

Environmental Hazards

Do not apply directly to water, to areas where surface water is present, or to intertidal areas below the mean high water mark. Do not contaminate water when disposing of equipment wash water or rinsate.

Physical or Chemical Hazards

Do not use or store near heat or open flame.

Aerial Drift Management Requirements

Do not apply this product by air, unless the supplemental labeling on **Aerial Drift Management** in attached booklet is followed.

Chemigation Prohibition

Do not apply this product through any type of irrigation system.

Container ~~Disposal~~ Handling

Non-refillable container. Do not reuse or refill this empty container. Offer for recycling if available. Triple rinse container (or equivalent) promptly after emptying. Triple rinse as follows: Empty the remaining contents into application equipment or a mix tank and drain for 10 seconds after the flow begins to drip. Fill the container 1/4 full with water and recap. Shake for 10 seconds. Pour rinsate into application equipment or a mix tank or store rinsate for later use and disposal. Drain for 10 seconds after the flow begins to drip. Repeat this procedure two more times. Then offer for recycling if available or puncture, and dispose of empty container in a sanitary landfill, or by incineration, or, if allowed by state and local authorities, by burning. If burned, stay out of smoke.

Discover®, the Syngenta logo and the CP FRAME  are trademarks of a Syngenta Group Company

©200X Syngenta

Manufactured for:
Syngenta Crop Protection, Inc.
P.O. Box 18300
Greensboro, North Carolina 27419-8300
www.syngenta-us.com

SCP 907A

DIS 907 MAS 0908 - bb - 9-3-09
DIS 907 MAS 0908 PRN2007-4 NOTIF-SEP2009 - pl - 9/9/09