

	United States Environmental Protection Agency Washington, DC 20460	<input type="checkbox"/> Registration <input type="checkbox"/> Amendment <input checked="" type="checkbox"/> Other	OPP Identifier Number NOTIFICATION
--	---	--	---------------------------------------

Application for Pesticide - Section I

1. Company/Product Number 100-898	2. EPA Product Manager Tom Harris	3. Proposed Classification <input type="checkbox"/> None <input checked="" type="checkbox"/> Restricted
4. Company/Product (Name) Agri-Mek 0.15EC Miticide/Insecticide	PM# IRB	
5. Name and Address of Applicant (Include ZIP Code) Syngenta Crop Protection, Inc. P. O. Box 18300 Greensboro, NC 27419 <input type="checkbox"/> Check if this is a new address		6. Expedited Review. In accordance with FIFRA Section 3(c)(3) (b)(i), my product is similar or identical in composition and labeling to: EPA Reg. No. _____ Product Name _____

Section - II

<input type="checkbox"/> Amendment - Explain below. <input type="checkbox"/> Resubmission in response to Agency letter dated _____ <input checked="" type="checkbox"/> Notification - Explain below.	<input type="checkbox"/> Final printed labels in response to NOTIFICATION Agency letter dated MAR 21 2001 <input type="checkbox"/> "Me Too" Application. <input type="checkbox"/> Other - Explain below.
--	---

Explanation: Use additional page(s) if necessary. (For Section I and Section II.)

This notification is consistent with the provisions of PR Notice 98-10 and EPA regulations at 40 CFR 152.46, and no other changes have been made to the labeling or the confidential statement of formula of this product. I understand that it is a violation of 18 U.S.C. Sec. 1001 to willfully make any false statement to EPA. I further understand that if this notification is not consistent with the terms of PR Notice 98-10 and 40 CFR 152.46, this product may be in violation of FIFRA and I may be subject to enforcement action and penalties under sections 12 and 14 of FIFRA. The following changes are being made via this notification: 1) Company name and address have been updated to reflect Syngenta Crop Protection, Inc. 2) The Conditions of Sale and Warranty statement has been changed to reflect the name change. Because Syngenta has been formed by the merger of Novartis Crop Protection, Inc. and Zeneca Ag Products, we have chosen to use the former Zeneca warranty statement as the Syngenta warranty statement. No other changes occur in the statement other than the name change. 3) The copyright date reflects Syngenta. 4) Trademark statements have been updated to reflect Syngenta for those products for which Syngenta holds the trademark. 5) The Internet address has been changed to reflect Syngenta. 6) Other places in the label which referring to the company name have been updated.

Section - III


1. Material This Product Will Be Packaged In: <table style="width:100%"> <tr> <td style="width:25%;"> Child-Resistant Packaging <input type="checkbox"/> Yes* <input type="checkbox"/> No </td> <td style="width:25%;"> Unit Packaging <input type="checkbox"/> Yes <input type="checkbox"/> No </td> <td style="width:25%;"> Water Soluble Packaging <input type="checkbox"/> Yes <input type="checkbox"/> No </td> <td style="width:25%; vertical-align:top;"> 2. Type of Container <input type="checkbox"/> Metal <input type="checkbox"/> Plastic <input type="checkbox"/> Glass <input type="checkbox"/> Paper <input type="checkbox"/> Other (Specify) _____ </td> </tr> </table>				Child-Resistant Packaging <input type="checkbox"/> Yes* <input type="checkbox"/> No	Unit Packaging <input type="checkbox"/> Yes <input type="checkbox"/> No	Water Soluble Packaging <input type="checkbox"/> Yes <input type="checkbox"/> No	2. Type of Container <input type="checkbox"/> Metal <input type="checkbox"/> Plastic <input type="checkbox"/> Glass <input type="checkbox"/> Paper <input type="checkbox"/> Other (Specify) _____
Child-Resistant Packaging <input type="checkbox"/> Yes* <input type="checkbox"/> No	Unit Packaging <input type="checkbox"/> Yes <input type="checkbox"/> No	Water Soluble Packaging <input type="checkbox"/> Yes <input type="checkbox"/> No	2. Type of Container <input type="checkbox"/> Metal <input type="checkbox"/> Plastic <input type="checkbox"/> Glass <input type="checkbox"/> Paper <input type="checkbox"/> Other (Specify) _____				
*Certification must be submitted If "Yes" No. per If "Yes" No. per Unit Packaging wgt. Container Unit Packaging wgt. container							
3. Location of Net Contents Information <input type="checkbox"/> Label <input type="checkbox"/> Container	4. Size(s) Retail Container	5. Location of Label Directions <input type="checkbox"/> On Label <input type="checkbox"/> On Labeling accompanying product					
6. Manner in Which Label is Affixed to Product <input type="checkbox"/> Lithograph <input type="checkbox"/> Other _____ <input type="checkbox"/> Paper glued <input type="checkbox"/> Stenciled							

Section - IV


1. Contact Point (Complete items directly below for identification of individual to be contacted, if necessary, to process this application.) <table style="width:100%"> <tr> <td style="width:40%;">Name Nan S. Padgett</td> <td style="width:30%;">Title Label Group Leader</td> <td style="width:30%;">Telephone No. (Include Area Code) 336 632-7567</td> </tr> </table>			Name Nan S. Padgett	Title Label Group Leader	Telephone No. (Include Area Code) 336 632-7567
Name Nan S. Padgett	Title Label Group Leader	Telephone No. (Include Area Code) 336 632-7567			
I certify that the statements I have made on this form and all attachments thereto are true, accurate and complete. I acknowledge that any knowingly false or misleading statement may be punishable by fine or imprisonment or both under applicable law.		6. Date Application Received (Stamped) 			
2. Signature 	3. Title Label Group Leader				
4. Typed Name Nan S. Padgett	5. Date March 12, 2001				

PULL HERE TO OPEN ▶

RESTRICTED USE PESTICIDE
 TOXIC TO FISH, MAMMALS, AND AQUATIC ORGANISMS
 FOR RETAIL SALE TO AND USE ONLY BY CERTIFIED APPLICATORS OR PERSONS
 UNDER THEIR DIRECT SUPERVISION, AND ONLY FOR THOSE USES COVERED BY THE
 CERTIFIED APPLICATOR'S CERTIFICATION.



AGRIMEK®



0.15 EC

MITICIDE/ INSECTICIDE

KEEP OUT OF REACH
OF CHILDREN.

WARNING/AVISO

Si usted no entiende la etiqueta,
busque a alguien para que se la
explique a usted en detalle. (If you do
not understand the label, find some-
one to explain it to you in detail.)

See additional precautionary
statements and directions for use
inside booklet.

Active Ingredient:
Abamectin (CAS No. 65195-56-4
and No. 65195-55-3) 2.0%*

Other Ingredients: 98.0%

Total: 100.0%

*1 gal. contains 0.15 lb. abamectin


EPA Reg. No. 100-898

EPA Est: 39578-TX-1

SCP 898A-L2G 0201

ONE GALLON

U.S. Standard Measure



NOTIFICATION

MAR 21 2001

CONDITIONS OF SALE AND LIMITATION OF WARRANTY AND LIABILITY

NOTICE: Read the entire Directions for Use and Conditions of Sale and Limitation of Warranty and Liability before buying or using this product. If the terms are not acceptable, return the product at once, unopened, and the purchase price will be refunded.

The Directions for Use of this product should be followed carefully. It is impossible to eliminate all risks inherently associated with the use of this product. Crop injury, ineffectiveness or other unintended consequences may result because of such factors as manner of use or application, weather or crop conditions, presence of other materials or other influencing factors in the use of the product, which are beyond the control of SYNGENTA CROP PROTECTION, Inc. or Seller. All such risks shall be assumed by Buyer and User, and Buyer and User agree to hold SYNGENTA and Seller harmless for any claims relating to such factors.

SYNGENTA warrants that this product conforms to the chemical description on the label and is reasonably fit for the purposes stated in the Directions for Use, subject to the inherent risks referred to above, when used in accordance with directions under normal use conditions. This warranty does not extend to the use of the product contrary to label instructions, or under abnormal conditions or under conditions not reasonably foreseeable to or beyond the control of Seller or SYNGENTA, and Buyer and User assume the risk of any such use. SYNGENTA MAKES NO WARRANTIES OF MERCHANTABILITY OR OF FITNESS FOR A PARTICULAR PURPOSE NOR ANY OTHER EXPRESS OR IMPLIED WARRANTY EXCEPT AS STATED ABOVE.

In no event shall SYNGENTA or Seller be liable for any incidental, consequential or special damages resulting from the use or handling of this product. **THE EXCLUSIVE REMEDY OF THE USER OR BUYER, AND THE EXCLUSIVE LIABILITY OF SYNGENTA AND SELLER FOR ANY AND ALL CLAIMS, LOSSES, INJURIES OR DAMAGES (INCLUDING CLAIMS BASED ON BREACH OF WARRANTY, CONTRACT, NEGLIGENCE, TORT, STRICT LIABILITY OR OTHERWISE) RESULTING FROM THE USE OR HANDLING OF THIS PRODUCT, SHALL BE THE RETURN OF THE PURCHASE PRICE OF THE PRODUCT OR, AT THE ELECTION OF SYNGENTA OR SELLER, THE REPLACEMENT OF THE PRODUCT.**

SYNGENTA and Seller offer this product, and Buyer and User accept it, subject to the foregoing conditions of sale and limitations of warranty and of liability, which may not be modified except by written agreement signed by a duly authorized representative of SYNGENTA.

DIRECTIONS FOR USE

It is a violation of federal law to use this product in a manner inconsistent with its labeling.

Do not apply this product in a way that will contact workers or other persons, either directly or through drift. Only protected handlers may be in the area during application. For any requirements specific to your State or Tribe, consult the agency responsible for pesticide regulation.

AGRICULTURAL USE REQUIREMENTS

Use this product only in accordance with its labeling and with the Worker Protection Standard, 40 CFR part 170. This Standard contains requirements for the protection of agricultural workers on farms, forests, nurseries, and greenhouses, and handlers of agricultural pesticides. It contains requirements for training, decontamination, notification, and emergency assistance. It also contains specific instructions and exceptions pertaining to the statements on this label about personal protective equipment (PPE) and restricted-entry interval. The requirements in this box only apply to uses of this product that are covered by the Worker Protection Standard.

Do not enter or allow worker entry into treated areas during the restricted-entry interval (REI) of 12 hours.

PPE required for early entry to treated areas that is permitted under the Worker Protection Standard and that involves contact with anything that has been treated, such as plants, soil, or water is:

- Coveralls over short-sleeved shirt and short pants
- Chemical-resistant gloves
- Chemical-resistant footwear plus socks
- Protective eyewear
- Chemical-resistant headgear for overhead exposure

Do not apply this product through any type of irrigation system. Thorough coverage is essential for good mite and insect control on crops.

Do not apply Agri-Mek 0.15 EC by aerial application in New York State.

Agri-Mek 0.15 EC is an emulsifiable concentrate which will control certain pests on the crops listed on this label when applied according to the **Directions for Use**.

Agri-Mek 0.15 EC has been tested for phytotoxicity and has a wide margin of safety on a variety of crops. Agri-Mek 0.15 EC has also been shown to be compatible with many commonly used pesticides, crop oils, and nutritional sprays. However, since it is not possible to test a large number of possible mixtures, the user should pre-test to assure the physical compatibility and lack of phytotoxic effect of any proposed mixtures with Agri-Mek 0.15 EC.

Spray Drift Precautions for Agri-Mek Use on Celery, Cucurbits, Grapes, Head Lettuce, Peppers, Potatoes, Strawberries, and Tomatoes

Do not apply by ground within 25 ft. or by air within 150 ft. of lakes, reservoirs, rivers, permanent streams, marshes, pot holes, or natural ponds; estuaries and commercial fish farm ponds.

All aerial and ground application equipment must be properly calibrated and maintained using appropriate carriers. For aerial applications, the spray boom should be mounted on the aircraft so as to minimize drift caused by wing tip vortices. The minimum practical boom length should be used and must not exceed 75% of wing span or rotor diameter.

Use the largest droplet size consistent with good pest control. Formation of very small droplets may be minimized by appropriate nozzle selection, by orienting nozzles away from the air stream as much as possible, and by avoiding excessive spray boom pressure. Spray should be released at the lowest height consistent with pest control and flight safety. Applications more than 10 ft. above the crop canopy should be avoided.

Agri-Mek® 0.15 EC

4/13

Make aerial or ground applications when the wind velocity favors on-target product deposition (approximately 3 to 10 mph). Do not apply when wind velocity exceeds 15 mph. Avoid applications when wind gusts approach 15 mph. Risk of exposure to aquatic areas can be reduced by avoiding applications when wind direction is toward the aquatic area. Do not cultivate within 25 ft. of the aquatic area so as to allow growth of a vegetative filter strip.

Low humidity and high temperatures increase the evaporation rate of spray droplets and therefore the likelihood of increased spray drift to aquatic areas. Avoid spraying during conditions of low humidity and/or high temperature.

Do not make aerial or ground applications during temperature inversions. Inversions are characterized by stable air and increasing temperatures with height above the ground. Mist or fog may indicate the presence of an inversion in humid areas. The applicator may detect the presence of an inversion by producing smoke and observing a smoke layer near the ground surface.

Resistance Management: Because of the inherent risks of resistance development to any product, it is strongly advised that Agri-Mek 0.15 EC be used in a sound resistance management program which includes rotation with other products with different modes of action.

Almonds and Walnuts: For control of two-spotted spider mite, strawberry spider mite, Pacific spider mite, and European red mite

Agri-Mek 0.15 EC may be applied using conventional dilute or concentrate sprayers calibrated to deliver sufficient water for thorough coverage. Gallonage of spray will vary with size and number of trees per acre and density of foliage. In any case, thorough coverage is essential for good spider mite and insect control. Always apply in combination with horticultural spray oil (not a dormant oil) as directed. Do not graze treated orchards. To reduce the risk to aquatic environments, maintain a 25-yard buffer zone from all water bodies containing aquatic life (streams, ponds, lakes, rivers, springs, irrigation canals containing water year-round, swamps, bogs and marshes).

Use Agri-Mek 0.15 EC in combination with a horticultural spray oil (not a dormant oil) approved for use on almonds and walnuts. Apply Agri-Mek 0.15 EC when spider mites first appear. Residual spider mite control is greater from spray deposits on newer leaves compared to older leaves. A second application may be made if necessary to maintain control.

Almonds and Walnuts

Pests	For Dilute Sprays ¹ fl. oz./100 gals.	For Concentrate Sprays ² fl. oz./A
Two-spotted spider mite Pacific spider mite Strawberry spider mite European red mite	2.5-5.0	10-20
Horticultural Spray Oil*	0.25% or 1 gal./A	Minimum of 1 gal./A

*Not a dormant oil

¹ The rate of Agri-Mek 0.15 EC per 100 gals. is based on a volume of 400 gals./A dilute spray.

² To determine the amount of product per acre for concentrate sprays, first determine the amount that would be required in a full cover dilute spray. Use the same amount of product per acre in concentrate sprays as would be required for the dilute sprays to the same orchard/grove. This may result in use of less than 10 fl. oz./A on small trees.

Use Restrictions – Almonds and Walnuts

- Do not exceed 20 fl. oz. of Agri-Mek 0.15 EC per acre per application or 40 fl. oz./A in a growing season.
- Do not make more than 2 applications per growing season.
- Do not apply in less than 40 gals. of water per acre.
- If a second application is necessary, do not retreat within 21 days.
- Do not apply within 21 days of harvest.
- Do not apply by aircraft.

Apples: For control of white apple leafhopper, tentiform leafminers, European red mite, two-spotted spider mite, and McDaniel spider mite

Agri-Mek 0.15 EC may be applied using conventional dilute or concentrate ground sprayers calibrated to deliver sufficient water for thorough coverage. Gallonage of spray will vary with size and number of trees per acre and density of foliage. In any case, thorough coverage is essential for good spider mite and insect control. For best results, apply in combination with horticultural spray oil (not a dormant oil) as directed. Applications without horticultural spray oil* may result in reduced efficacy and/or residual control. Do not graze treated orchards.

Observe the following precautions when spraying in the vicinity of aquatic areas such as lakes, reservoirs, permanent streams, marshes or natural ponds, estuaries, and commercial fish farm ponds.

Spray last three rows windward of aquatic areas using nozzles on one side only, with spray directed away from aquatic areas.

Avoid spray going over tops of trees by adjusting or turning off top nozzles. Shut off nozzles on the side away from the grove/orchard when spraying the outside row. Shut off nozzles when turning at ends of row and passing tree gaps in rows.

Do not apply Agri-Mek 0.15 EC when weather conditions favor drift to aquatic areas.

Do not apply within 110 ft. upwind of aquatic areas or when wind speed is above 8 mph.

Agri-Mek® 0.15 EC

5/13

Do not apply during a temperature inversion.

For best results, use Agri-Mek 0.15 EC in combination with a horticultural spray oil* approved for use on apples. Apply Agri-Mek 0.15 EC when spider mite or insect thresholds are reached. A second application may be made if necessary to maintain control.

White Apple Leafhopper (Not for use west of the Rocky Mountains): Application of Agri-Mek 0.15 EC is limited only to first generation white apple leafhopper. Apply soon after petalfall in combination with horticultural spray oil*.

Spider Mites: For best results, apply before a threshold of 5 spider mites per leaf is reached. Residual spider mite control with Agri-Mek 0.15 EC in combination with horticultural spray oil* is greater from spray deposits on newer leaves compared to older. Applications of Agri-Mek 0.15 EC for spider mite control should be limited to a period extending from petalfall through six weeks following petalfall.

Tentiform Leafminers: For best results, apply against egg (to control new hatch) and early sap feeder stages of first and second generation tentiform leafminers when locally established thresholds have been reached. Do not apply during bloom.

Apples

Pests	For Dilute Sprays ¹ fl. oz./100 gals.	For Concentrate Sprays ² fl. oz./A
Two-spotted spider mite McDaniel spider mite European red mite Tentiform leafminers White apple leafhopper	2.5-5.0	10-20
Horticultural Spray Oil*	0.25% or 1 gal./A	Minimum of 1 gal./A

(For best results, use oil with Agri-Mek 0.15 EC.)

*Not a dormant oil

¹ The rate of Agri-Mek 0.15 EC per 100 gals. is based on a volume of 400 gals. A dilute spray.

² To determine the amount of product per acre for concentrate sprays, first determine the amount that would be required in a full cover dilute spray. Use the same amount of product per acre in concentrate sprays as would be required for the dilute sprays to the same orchard grove. This may result in use of less than 10 fl. oz./A on small trees.

Use Restrictions – Apples

- Do not exceed 20 fl. oz. of Agri-Mek 0.15 EC per acre per application or 40 fl. oz./A in a growing season.
- Do not make more than 2 applications per growing season.
- Do not apply in less than 40 gals. of water per acre.
- If a second application is necessary, do not retreat within 21 days.
- Do not apply within 28 days of harvest.
- Do not apply by aircraft.
- Agri-Mek 0.15 EC in combination with horticultural spray oil* may cause fruit injury to certain varieties of apples, e.g., russetting on light-skinned varieties such as Golden Delicious, when used alone or when other products are applied sequentially. The **Directions for Use and Precautions** on horticultural spray oil* labels, as well as precautions in official spray guides should be followed carefully when using Agri-Mek 0.15 EC in combination with horticultural spray oil*.

*Not a dormant oil

Celery: For control of *Liriomyza* leafminers and spider mites (two-spotted and carmine)

Mix with water as indicated below and apply thoroughly by ground or air as a foliar spray to assure good upper and lower leaf coverage. Use 8 fl. oz./A for low to moderate infestations and 16 fl. oz./A for severe infestations. For spider mites, apply when mites first appear and repeat as necessary to maintain control. For leafminers, apply when adult flies are first observed and repeat applications as necessary to maintain control.

Celery

Pests	fl. oz./A
<i>Liriomyza</i> leafminers, Spider mites	8.0-16.0

Use Restrictions – Celery

- Do not apply at less than 7-day intervals.
- Do not exceed 48 fl. oz./A after transplanting.
- Do not apply within 7 days of harvest.
- Do not apply in less than 20 gals. of water per acre.
- For resistance management purposes, use no more than 2 applications on celery being grown for transplanting.
- Do not make more than 2 sequential applications after transplanting.

Note: Agri-Mek 0.15 EC may be used without any wetting agent. When necessary to improve the wetting of foliage and to smooth out spray deposits, a nonionic surfactant is recommended.

6/13

Citrus: For control of citrus rust mite, broad mite, two-spotted spider mite, citrus bud mite, citrus leafminer, and citrus thrips

Apply using conventional dilute or concentrate ground sprayers calibrated to deliver sufficient water for thorough coverage (or outside coverage for citrus leafminers and citrus thrips). Gallonage of spray will vary with size and number of trees per acre and density of foliage. In any case, thorough coverage is essential for good mite and insect control.

Observe the following precautions when spraying in the vicinity of aquatic areas such as lakes, reservoirs, permanent streams, marshes or natural ponds, estuaries, and commercial fish farm ponds.

Spray last three rows windward of aquatic areas using nozzles on one side only, with spray directed away from aquatic areas.

Avoid spray going over tops of trees by adjusting or turning off top nozzles. Shut off nozzles on the side away from the grove/orchard when spraying the outside row. Shut off nozzles when turning at ends of row and passing tree gaps in rows.

Do not apply Agri-Mek 0.15 EC when weather conditions favor drift to aquatic areas.

Do not apply within 110 ft. upwind of aquatic areas or when wind speed is above 8 mph.

Do not apply during a temperature inversion.

Applications should be made with a minimum of 0.20% horticultural spray oil* in the spray mixture or not less than 1.0 gal. of oil per acre (except where specified differently below).

Mites: Apply when mites first appear during spring, summer, and/or fall.

Citrus Bud Mite: For best results, time the spray at "budswell."

Citrus Leafminer: Apply to protect new growth during spring, summer, or fall.

Citrus Thrips: Spray applications targeted for citrus thrips will only control the current generation and must be correctly timed. Apply when economic thresholds have been reached (after egg hatch has begun – preferably early to mid-hatch).

*Not a dormant oil

Citrus

Pests	For Dilute Sprays ¹ fl. oz./100 gals.	For Concentrate Sprays ² fl. oz./A
Citrus rust mite	0.5-2.0	5-20
Broad mite	1.0-2.0	10-20
Two-spotted spider mite	1.0-2.0	10-20
Citrus bud mite	1.0-2.0	10-20 ³
Citrus leafminer	—	10-20 ⁴
Citrus thrips	—	10-20 ⁵
Horticultural Spray Oil*	Minimum 0.2%	Minimum of 1 gal./A

¹ The rate of Agri-Mek 0.15 EC per 100 gals. is based on a volume of 1,000 gals./A dilute spray.

² For concentrate sprays, adjust the dosage to apply an amount per acre equal to that used in full cover dilute spray.

³ For best results, use a minimum of 500 gals./A of spray mix with a minimum of 0.5% horticultural spray oil*.

⁴ For best results, use 100-150 gals./A of spray mix applied to achieve outside coverage.

⁵ For best results, use 100-250 gals./A of spray mix applied to achieve outside coverage.

*Not a dormant oil

Use Restrictions – Citrus

- Do not apply within 7 days of harvest.
- Do not apply within 30 days of last treatment.
- Do not apply more than 3 applications or 40 fl. oz./A in any growing season.
- Always apply in combination with horticultural spray oil* as directed.
- For resistance management purposes, do not use in citrus nurseries.
- Do not apply by aircraft.

*Not a dormant oil

Cucurbits (Chayote, Chinese Waxgourd, Citron Melon, Cucumbers, Gherkin, Edible Gourds, Momordica spp., Melons, Pumpkin, Summer Squash, Winter Squash, Watermelon): For control of spider mites and leafminers

Mix with water as indicated below and apply thoroughly by ground or air as a foliar spray to ensure good upper and lower leaf coverage. Use 8 fl. oz./A for low to moderate infestations and 16 fl. oz./A for severe infestations.

Apply when adult leafminer flies or spider mites are first observed and repeat applications as necessary to maintain control within constraints of a sound resistance management program.

Cucurbits

Pests	fl. oz./A
Spider mites, Leafminers	8.0-16.0

Use Restrictions – Cucurbits

- Do not exceed 48 fl. oz./A in a growing season.
- Do not apply within 7 days of harvest.
- Do not apply at less than 7-day intervals.
- Do not apply in less than 20 gals. of water per acre.
- Do not make more than 2 sequential applications.

Grapes: For control of western grapeleaf skeletonizer, two-spotted spider mite, Pacific spider mite, and Willamette spider mite

Agri-Mek 0.15 EC may be applied using conventional ground sprayers calibrated to deliver sufficient water for thorough coverage. Thorough coverage is essential for good spider mite and insect control. Always apply in combination with a nonionic surfactant to improve the wetting of the foliage and smooth out spray deposits. Do not spray alternate rows. Agri-Mek 0.15 EC must be applied to each row for maximum coverage. Use 8 fl. oz./A for low to moderate infestations and 16 fl. oz./A for severe infestations. Do not graze treated vineyards.

Apply Agri-Mek 0.15 EC plus a nonionic surfactant when western grapeleaf skeletonizer larvae are first observed. For optimal control, apply shortly after egg hatch. For spider mite control, apply when mites first appear, but before motiles exceed 20 per leaf.

Grapes

Pests	fl. oz./A
Two-spotted spider mite Pacific spider mite Willamette spider mite Western grapeleaf skeletonizer	8.0-16.0 Plus a nonionic surfactant

***Note:** Agri-Mek 0.15 EC must be applied in combination with a nonionic surfactant to improve wetting of foliage and to smooth out spray deposits.

Use Restrictions – Grapes

- Do not exceed 16 fl. oz. of Agri-Mek 0.15 EC per acre per application of 32 fl. oz. per acre in a growing season.
- Do not make more than two applications per growing season.
- If a second application is necessary, do not apply within 21 days of first application.
- Do not apply in less than 50 gals. of water per acre.
- Do not apply within 28 days of harvest.

Although Agri-Mek 0.15 EC in combination with a nonionic surfactant has been tested for safety to grapes, it is impossible to test on all grape varieties under the variety of biotic and abiotic conditions that may cause phytotoxicity. Therefore, **Directions for Use** and **Precautions** on nonionic labels and in official spray guides should be followed carefully when using Agri-Mek 0.15 EC in combination with a nonionic surfactant.

Head Lettuce: For control of *Liriomyza* leafminers

Mix with water as indicated below and apply thoroughly by ground or air as a foliar spray to assure good upper and lower leaf coverage. Use 8 fl. oz./A for low to moderate infestations and 16 fl. oz./A for severe infestations. Apply when adult flies are first observed and repeat applications as necessary to maintain control.

Head Lettuce

Pests	fl. oz./A
<i>Liriomyza</i> leafminers	8.0-16.0

Use Restrictions – Head Lettuce

- Do not apply at less than 7-day intervals.
- Do not exceed 48 fl. oz./A per growing season.
- Do not apply within 7 days of harvest.
- Do not apply in less than 20 gals. of water per acre.
- Do not make more than 2 sequential applications.

Note: Agri-Mek 0.15 EC may be used without any wetting agent. When necessary to improve the wetting of foliage and to smooth out spray deposits, a nonionic surfactant is recommended.

Hops: For control of two-spotted spider mites (Not registered for use in California)

Apply Agri-Mek 0.15 EC when two-spotted spider mites reach treatment thresholds. Mix with water as indicated below and apply by ground equipment as a foliar spray to assure good upper and lower leaf coverage. Gallonage of spray may vary with the size of plants and density of foliage. In any case, thorough coverage is essential for good control of two-spotted mites. When using concentrate sprays, the amount of water is reduced, but the amount of Agri-Mek 0.15 EC per acre should remain the same as for dilute sprays. If a second application is necessary for control, do not retreat within 21 days of the first application and only after an alternative miticide with a different mode of action has been used.

Hops

Pests	fl. oz./A
Two-spotted spider mites	16.0

Use Restrictions – Hops

- Do not use less than 16 fl. oz./A per application or exceed 32 fl. oz./A per growing season.
- Do not apply within 28 days of harvest.
- Do not apply in less than 40 gals. of water per acre.
- If a second application is necessary to maintain control, do not retreat within 21 days of the first application.
- Do not apply by aircraft.
- Do not permit livestock to graze treated hop yards.

Note: Agri-Mek 0.15 EC may be used without any wetting agent. When necessary to improve the wetting of foliage and to smooth out spray deposits, a nonionic surfactant is recommended.

Spray Drift Precautions – Hops: All ground application equipment must be properly maintained and calibrated using appropriate carriers.

Observe the following precautions when spraying in the vicinity of aquatic areas such as lakes, reservoirs, permanent streams, marshes or natural ponds, estuaries, and commercial fish farm ponds:

Do not apply by ground equipment within 25 ft. of the above-mentioned aquatic areas. Avoid applications when wind direction is toward these areas.

Do not make ground applications during temperature inversions or if heavy rainfall is imminent. Inversions are characterized by stable air and increasing temperatures with height above the ground. Mist or fog may indicate the presence of an inversion in humid areas. The applicator may detect the presence of an inversion by producing smoke and observing a smoke layer near the ground surface.

Use the largest droplet size consistent with good pest control. Formation of very small droplets may be minimized by appropriate nozzle selection, by orienting nozzles away from the air stream as much as possible, and by avoiding excessive spray boom pressure.

Make ground applications when the wind velocity favors on-target product deposition (approximately 3 to 10 mph). Do not apply when wind velocity or wind gusts approach 15 mph. Inclusion of a compatible drift reducing agent is encouraged.

Low humidity and high temperature increase the evaporative rate of droplets and therefore increase spray drift potential. When making applications under these conditions, set up equipment to produce larger droplets to compensate for evaporation.

Pears (Including oriental pear trees): For control of two-spotted spider mite, McDaniel spider mite, European red mite, pear rust mite, yellow mite, and pear psylla

Agri-Mek 0.15 EC may be applied using conventional dilute or concentrate ground sprayers calibrated to deliver sufficient water for thorough coverage. Gallonage of spray will vary with size and number of trees per acre and density of foliage. In any case, thorough coverage is essential for good spider mite and insect control. Always apply in combination with horticultural spray oil (not a dormant oil) as directed. Do not graze treated orchards.

Observe the following precautions when spraying in the vicinity of aquatic areas such as lakes, reservoirs, permanent streams, marshes or natural ponds, estuaries, and commercial fish farm ponds:

Spray last three rows windward of aquatic areas using nozzles on one side only, with spray directed away from aquatic areas. Avoid spray going over tops of trees by adjusting or turning off top nozzles. Shut off nozzles on the side away from the grove/orchard when spraying the outside row. Shut off nozzles when turning at ends of row and passing tree gaps in rows.

Do not apply Agri-Mek 0.15 EC when weather conditions favor drift to aquatic areas. Do not apply within 110 ft. upwind of aquatic areas or when wind speed is above 8 mph. Do not apply during a temperature inversion.

Use Agri-Mek 0.15 EC with a minimum of 0.25% horticultural spray oil* in the dilute spray mixture and not less than 1.0 gal. of horticultural spray oil* per acre in the final finished spray

Pears

Pests	For Dilute Sprays ¹ fl. oz./100 gals.	For Concentrate Sprays ² fl. oz./A
Two-spotted spider mite McDaniel spider mite European red mite Pear rust mite Yellow mite	2.5-5.0	10-20
Pear psylla	2.5-5.0	10-20
Horticultural Spray Oil*	0.25%	Minimum of 1 gal./A

*Not a dormant oil

¹ The rate of Agri-Mek 0.15 EC per 100 gals. is based on a volume of 400 gals./A dilute spray.

² To determine the amount of product per acre for concentrate sprays, first determine the amount that would be required in a full cover dilute spray. Use the same amount of product per acre in concentrate sprays as would be required for the dilute sprays to the same orchard/grove. This may result in use of less than 10 fl. oz./A on small trees.

Use Restrictions – Pears

- Do not exceed 20 fl. oz. of Agri-Mek 0.15 EC per acre per application or 40 fl. oz./A in a growing season.
- Do not make more than 2 applications per growing season.
- Do not apply in less than 40 gals. of water per acre.
- If a second application is necessary, do not retreat within 21 days of the first application.
- Do not apply within 28 days of harvest.
- Do not apply by aircraft.

Peppers (Includes bell pepper, chili pepper, cooking pepper, pimento, sweet pepper): For control of *Liriomyza* leafminers, *Thrips palmi*, spider mites, and broad mites

Mix with water as indicated below and apply thoroughly by ground or air as a foliar spray to assure good upper and lower leaf coverage. For broad mites and spider mites, apply when mites first appear. For leafminers, apply when adult flies are first observed. For *Thrips palmi*, apply when thrips are first observed. Use 8 fl. oz./A for low to moderate infestations and 16 fl. oz./A for severe infestations. In all cases, repeat applications as necessary to maintain control.

Peppers

Pests	fl. oz./A
<i>Liriomyza</i> leafminers Spider mites Broad mites <i>Thrips palmi</i>	8.0-16.0

Use Restrictions – Peppers

- Do not exceed 48 fl. oz./A per growing season.
- Do not apply at less than 7-day intervals.
- Do not apply within 7 days of harvest.
- Do not apply in less than 20 gals. of water per acre.
- Do not make more than 2 sequential applications.
- For resistance management purposes, do not use on peppers being grown for transplanting.

Note: Agri-Mek 0.15 EC may be used without any wetting agent. When necessary to improve the wetting of foliage and to smooth out spray deposits, a nonionic surfactant is recommended.

Potatoes: For control of Colorado potato beetle, *Liriomyza* leafminers, and spider mites

Mix with water as indicated below and apply thoroughly by ground or air as a foliar spray to ensure thorough coverage on upper and lower leaf surfaces. Use 8 fl. oz./A for low to moderate infestations and 16 fl. oz./A for severe infestations. The addition of a nonionic surfactant or organosilicone-based surfactant, at the manufacturer's recommended rate is suggested for optimum spider mite and insect control. Insect and spider mite control may be reduced if Agri-Mek 0.15 EC is used in combination with a sticker or binder type product such as Bravo Weather Stik.

For Colorado potato beetle, do not make more than 2 applications per crop. Make the first application after approximately 50% of the egg masses have hatched and larvae are present. If 2 applications are made, they should be restricted to a single Colorado potato beetle generation per crop and should not be made at less than 7-day intervals.

For *Liriomyza* leafminers, make the first application when adult flies are first observed. Repeat applications as necessary to maintain control, but not at intervals less than 7 days.

For spider mites, make the first application when mites first appear. Repeat application as necessary to maintain control, but not at intervals less than 7 days.

Potatoes

Pests	fl. oz./A
Colorado potato beetles, Spider mites, <i>Liriomyza</i> leafminers	8.0-16.0

Use Restrictions – Potatoes

- Do not exceed 32 fl. oz. of Agri-Mek 0.15 EC per acre per crop for spider mite or Colorado potato beetle control.
- Do not exceed 48 fl. oz. of Agri-Mek 0.15 EC per acre per crop for leafminer control.
- Do not apply within 14 days of harvest.
- Do not apply in less than 20 gals. of water per acre.
- Do not graze or feed treated foliage to livestock.
- Do not make more than 2 sequential applications.

Strawberries: For control of two-spotted spider mites

Use 16 fl. oz. of Agri-Mek 0.15 EC per acre. Make 2 applications 7-10 days apart when mites first appear. Repeat this sequence of application if necessary to maintain control.

Strawberries

Pests	fl. oz./A
Two-spotted spider mites	16.0

Adjust spray volume and nozzle placement to assure maximum coverage of tops and undersides of leaves.

Use Restrictions – Strawberries

- Do not exceed 16 fl. oz./A per application or 64 fl. oz./A in a growing season.
- Do not apply within 3 days of harvest.
- For resistance management purposes, do not use in strawberry nurseries.
- Do not apply in less than 100 gals. of water per acre.
- Do not repeat treatment within 21 days of second application.
- Do not apply by aircraft.

Note: Agri-Mek 0.15 EC may be used without any wetting agent. When necessary to improve the wetting of foliage and to smooth out spray deposits, a nonionic surfactant is recommended.

Tomatoes: For control of Colorado potato beetle, *Liriomyza* leafminers, spider mites, russet mites, and tomato pinworm

Mix with water as indicated below and apply thoroughly by ground or air as a foliar spray to assure good upper and lower leaf coverage. For Colorado potato beetle, apply when newly emerged larvae are present. For russet and spider mites, apply when mite damage first appears. For leafminers, apply when adult flies are first observed. For tomato pinworm, apply when larvae are first observed. In all cases, repeat applications as necessary to maintain control. Use 8 fl. oz./A for low to moderate infestations and 16 fl. oz./A for severe infestations.

Tomatoes

Pests	fl. oz./A
Colorado potato beetles, <i>Liriomyza</i> leafminers, Spider mites Tomato russet mite	8.0-16.0
Tomato pinworm	16.0

Use Restrictions – Tomatoes

- Do not exceed 48 fl. oz./A per growing season.
- Do not apply at less than 7-day intervals.
- Do not apply within 7 days of harvest.
- Do not apply in less than 20 gals. of water per acre.
- Do not make more than 2 sequential applications.
- For resistance management purposes, do not use on tomatoes being grown for transplanting.

Note: Agri-Mek 0.15 EC may be used without any wetting agent. When necessary to improve the wetting of foliage and to smooth out spray deposits, a nonionic surfactant is recommended.

STORAGE AND DISPOSAL

Storage

Store in a tightly closed container in a cool, dry place.

Prohibitions

Do not contaminate water, food, or feed by storage or disposal. Open dumping is prohibited. Do not reuse empty container.

Pesticide Disposal

Pesticide spray mixture or rinsate that cannot be used or chemically reprocessed should be disposed of in a landfill approved for pesticides. Improper disposal of excess pesticide spray mixture or rinsate is a violation of Federal law. If these wastes cannot be disposed of by the use according to label instructions, contact your State Pesticide or Environmental Control Agency or the Hazardous Waste representative at the nearest EPA Regional Office for guidance.

Container Disposal

Triple rinse (or equivalent) and dispose of in an incinerator or landfill approved for pesticide containers.

PRECAUTIONARY STATEMENTS

Hazards to Humans and Domestic Animals

WARNING

Causes substantial but temporary eye injury. Do not get in eyes or on clothing. Prolonged or frequently repeated exposure may cause allergic skin reactions in some individuals. Harmful if inhaled or absorbed through the skin. Do not breathe spray mist. Avoid contact with skin. May be fatal if swallowed.

Personal Protective Equipment

Some materials that are chemical-resistant to this product are listed below. If you want more options, follow the instructions for Category B on an EPA chemical-resistance category selection chart.

Applicators and other handlers must wear:

- Coveralls worn over short-sleeved shirt and short pants
- Chemical-resistant gloves
- Chemical-resistant footwear plus socks
- Protective eyewear
- Chemical-resistant headgear for overhead exposure
- Chemical-resistant apron when cleaning equipment, mixing, or loading

Discard clothing and other absorbent materials that have been drenched or heavily contaminated with this product's concentrate. Do not reuse them. Follow manufacturer's instructions for cleaning/maintaining PPE. If no such instructions for washables, use detergent and hot water. Keep and wash PPE separately from other laundry.

User Safety Recommendations

Users should:

- Wash hands before eating, drinking, chewing gum, using tobacco, or using the toilet.
- Remove clothing immediately if pesticide gets inside. Then wash thoroughly and put on clean clothing.

Statement of Practical Treatment

If inhaled: Remove victim to fresh air. If not breathing, give artificial respiration, preferably mouth-to-mouth. Get medical attention.

If swallowed: Call a physician or Poison Control Center immediately. Drink 1 or 2 glasses of water and induce vomiting by gently touching the back of the throat with finger. Repeat until vomit fluid is clear. Do not induce vomiting or give anything by mouth to an unconscious person.

If on skin: Remove contaminated clothing and wash affected areas with soap and water. Get medical attention if irritation persists.

If in eyes: Hold eyelids open and flush with a steady, gentle stream of water for 15 minutes. Get medical attention.

Recommendations for Medical Treatment for Abamectin Acute Toxicity: Early signs of intoxication include mydriasis (dilated pupils), ataxia (unsteadiness), and muscle tremors. Toxicity follows accidental ingestion of the concentrate and can be minimized by inducing vomiting within one-half hour of exposure.

If toxicity from exposure has progressed to cause severe vomiting, the extent of resultant fluid and electrolyte imbalance should be gauged. Appropriate supportive parenteral fluid replacement therapy should be given, along with other required supportive measures (such as maintenance of blood pressure levels) as indicated by clinical signs, symptoms, and measurements.

In severe cases, observations should continue for at least several days until clinical condition is stable and normal. Since abamectin is believed to enhance GABA activity in animals, it is probably wise to avoid drugs that enhance GABA activity (barbiturates, benzodiazepines, valproic acid) in patients with potentially toxic abamectin exposure.

For minor spills, leaks, etc., follow all precautions indicated on this label and clean up immediately. Take special care to avoid contamination of equipment and facilities during cleanup procedures and disposal of wastes. In the event of a major spill, fire, or other emergency, call 1-800-886-8372, day or night.

Environmental Hazards

This pesticide is toxic to fish and wildlife. Do not apply directly to water, to areas where surface water is present, or to intertidal areas below the mean high water mark. Do not apply when weather conditions favor drift from target areas. Do not contaminate water when disposing of equipment wash water or rinsate. This product is highly toxic to bees exposed to direct treatment or residues on blooming crops or weeds. Do not apply this product or allow it to drift to blooming crops or weeds if bees are visiting the treatment area.

Use of this product may pose a risk to threatened and endangered species of fish, amphibians, crustaceans (including fresh water shrimp), and insects. All use of this product in the state of California should comply with the recommendations of the California Endangered Species Project. Before using this product in California, consult with your county agriculture commissioner to determine use limitations that apply in your area.

Physical or Chemical Hazards

Do not use or store near heat or open flame.

Agri-Mek® trademark of Syngenta
U.S. Patent No. 4,310,519

©2001 Syngenta

Syngenta Crop Protection, Inc.
Greensboro, North Carolina 27409
www.syngenta-us.com

SCP 898A-L2G 0201

RESTRICTED USE PESTICIDE

TOXIC TO FISH, MAMMALS, AND AQUATIC ORGANISMS
FOR RETAIL SALE TO AND USE ONLY BY CERTIFIED APPLICATORS OR PERSONS
UNDER THEIR DIRECT SUPERVISION, AND ONLY FOR THOSE USES COVERED BY THE
CERTIFIED APPLICATOR'S CERTIFICATION.



**MITICIDE /
INSECTICIDE**

Active Ingredient:	
Abamectin	
(CAS No. 65195-56-4 and No. 65195-55-3)	2.0%*
Other Ingredients:	98.0%
Total:	100.0%

*1 gal. contains 0.15 lb. abamectin

EPA Reg. No. 100-898

EPA Est. 39578-TX-1

Agri-Mek® trademark of Syngenta
U.S. Patent No. 4,310,519

©2001 Syngenta

Syngenta Crop Protection, Inc.
Greensboro, North Carolina 27409
www.syngenta-us.com

SCP 898A-L2G 0201

ONE GALLON
U.S. Standard Measure

See directions for use in attached booklet.

AGRICULTURAL USE REQUIREMENTS

Use this product only in accordance with its labeling and with the Worker Protection Standard, 40 CFR part 170. Refer to supplemental labeling under "Agricultural Use Requirements" in the Directions for Use section for information about this standard.

**KEEP OUT OF REACH OF CHILDREN.
WARNING/AVISO**

Si usted no entiende la etiqueta, busque a alguien para que se la explique a usted en detalle. (If you do not understand the label, find someone to explain it to you in detail.)

Precautionary Statements

Hazards to Humans and Domestic Animals

Causes substantial but temporary eye injury. Do not get in eyes or on clothing. Prolonged or frequently repeated exposure may cause allergic skin reactions in some individuals. Harmful if inhaled or absorbed through the skin. Do not breathe spray mist. Avoid contact with skin. May be fatal if swallowed.

Refer to "Statement of Practical Treatment" section in attached booklet for additional precautionary statements.

Environmental Hazards

This pesticide is toxic to fish and wildlife. Do not apply directly to water, to areas where surface water is present, or to intertidal areas below the mean high water mark. Do not apply when weather conditions favor drift from target areas. Do not contaminate water when disposing of equipment wash water or rinsate. This product is highly toxic to bees exposed to direct treatment or residues on blooming crops or weeds. Do not apply this product or allow it to drift to blooming crops or weeds if bees are visiting the treatment area.

Use of this product may pose a risk to threatened and endangered species of fish, amphibians, crustaceans (including fresh water shrimp) and insects. All use of this product in the state of California should comply with the recommendations of the California Endangered Species Project. Before using this product in California, consult with your county agriculture commissioner to determine use limitations that apply in your area.

Physical or Chemical Hazards

Do not use or store near heat or open flame.

syngenta