



UNITED STATES ENVIRONMENTAL PROTECTION AGENCY
WASHINGTON, DC 20460

OFFICE OF CHEMICAL SAFETY
AND POLLUTION PREVENTION

April 9, 2020

Charles Levey
Insecticides Portfolio Lead
Regulatory Affairs, Insecticides
Syngenta Crop Protection, LLC
P.O. Box 18300
Greensboro, NC 27419-8300

Subject: Label Notification per PRN 2007-4 – Revise in-text section references
Product Name: Clinch Ant Bait
EPA Registration Number: 100-894
Application Date: February 26, 2020
Decision Number: 561361

Dear Mr. Levey:

The Agency is in receipt of your Application for Pesticide Notification under Pesticide Registration Notice (PRN) 2007-4 for the above referenced product. The Registration Division (RD) has conducted a review of this request for its applicability under PRN 2007-4 and finds that the action requested falls within the scope of PRN-2007-4.

The label submitted with the application has been stamped “Notification” and will be placed in our records.

Please be reminded that 40 CFR Part 156.140(a)(4) requires that a batch code, lot number, or other code identifying the batch of the pesticide distributed and sold be placed on non-refillable containers. The code may appear either on the label (and can be added by non-notification via PR Notice 98-10) or durably marked on the container itself.

If you have any questions, please contact Kevin Ulrich at 703-347-0464 or by email at ulrich.kevin@epa.gov.

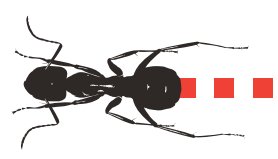
Sincerely,

A handwritten signature in black ink that reads "Kevin R. Ulrich".

for
Gene Benbow, Product Manager 7
Invertebrate & Vertebrate Branch 3
Registration Division (7505P)
Office of Pesticide Programs

Enclosure: Label

ABAMECTIN | GROUP 6 | INSECTICIDE



Clinch[®]

Ant Bait



To control fire ants and pavement ant in certain terrestrial food crops, around barns, chicken houses, and equipment

<i>Active Ingredient:</i>	
Abamectin*	0.011%
<hr/>	
<i>Other Ingredients:</i>	99.989%
<hr/>	
<i>Total:</i>	100.000%

*Abamectin, CAS No. 71751-41-2

Clinch[®] Ant Bait is a ready-to-use granular bait containing 0.00011 lb abamectin per lb product.

KEEP OUT OF REACH OF CHILDREN.

CAUTION

See additional precautionary statements and directions for use on back of bag.

EPA Reg. No. 100-894
EPA Est. 39578-TX-1

Product of China
Formulated in the USA

PRODUCT I.D.
81234

SCP 894A-L1L 0120

NOTIFICATION

100-894

The applicant has certified that no changes, other than those reported to the Agency have been made to the labeling. The Agency acknowledges this notification by letter dated:

04/09/2020

25 pounds
Net Contents



®

Clinch® Ant Bait

1.0 FIRST AID

FIRST AID	
If swallowed	<ul style="list-style-type: none">• Call a poison control center or doctor immediately for treatment advice.• Have person sip a glass of water if able to swallow.• Do not induce vomiting unless told to do so by the poison control center or doctor.• Do not give anything by mouth to an unconscious person.
If on skin or clothing	<ul style="list-style-type: none">• Take off contaminated clothing.• Rinse skin immediately with plenty of water for 15-20 minutes.• Call a poison control center or doctor for treatment advice.
If inhaled	<ul style="list-style-type: none">• Move person to fresh air.• If person is not breathing, call 911 or an ambulance, then give artificial respiration, preferably mouth-to-mouth if possible.• Call a poison control center or doctor for further treatment advice.
If in eyes	<ul style="list-style-type: none">• Hold eye open and rinse slowly and gently with water for 15-20 minutes.• Remove contact lenses, if present, after the first 5 minutes, then continue rinsing eye.• Call a poison control center or doctor for treatment advice
Have the product container or label with you when calling a poison control center or doctor, or going for treatment.	
HOTLINE NUMBER For 24 - Hour Medical Emergency Assistance (Human or Animal) Or Chemical Emergency Assistance (Spill, Leak, Fire or Accident) Call 1-800-888-8372	

2.0 PRECAUTIONARY STATEMENTS

2.1 Hazards to Humans and Domestic Animals

CAUTION

Harmful if swallowed, absorbed through the skin or inhaled. Causes moderate eye irritation. Avoid breathing dust. Avoid contact with eyes, skin, and clothing. Wash thoroughly with soap and water after handling, and before eating, drinking, chewing gum, using tobacco, or using the toilet. Remove and wash contaminated clothing before reuse.

2.2 Personal Protective Equipment (PPE)

Applicators and other handlers must wear:

- Long-sleeved shirt and long pants
- Chemical-resistant gloves made of: barrier laminate, butyl rubber \geq 14 mils, nitrile rubber \geq 14 mils, neoprene rubber \geq 14 mils, natural rubber \geq 14 mils, polyethylene, polyvinyl chloride (PVC) \geq 14 mils, or Viton® \geq 14 mils
- Shoes plus socks

2.2.1 USER SAFETY REQUIREMENTS

Follow manufacturer's instructions for cleaning/maintaining PPE. If no such instructions for washables, use detergent and hot water. Keep and wash PPE separately from other laundry.

2.2.2 ENGINEERING CONTROLS

When handlers use closed systems, enclosed cabs, or aircraft in a manner that meets the requirements listed in the Worker Protection Standard (WPS) for agricultural pesticides [40 CFR 170.240(d)(4-6)], the handler PPE requirements may be reduced or modified as specified in the WPS.

2.2.3. USER SAFETY RECOMMENDATIONS

Users should:

- Wash hands before eating, drinking, chewing gum, using tobacco or using the toilet.
- Remove clothing/PPE immediately if pesticide gets inside. Then wash thoroughly and put on clean clothing.
- Remove PPE immediately after handling this product. Wash the outside of gloves before removing. As soon as possible, wash thoroughly and change into clean clothing.

2.3 Environmental Hazards

This pesticide is toxic to fish and wildlife. Do not apply directly to water, to areas where surface water is present, or to intertidal areas below the mean high water mark. Do not contaminate water when disposing of equipment wash water or rinsate.

This product is highly toxic to bees exposed to direct treatment or residues on blooming crops or weeds. Do not apply this product or allow it to drift to blooming crops or weeds if bees are visiting the treatment area.

RUNOFF PREVENTION

To protect the environment, do not allow pesticide to enter or run off into storm drains, drainage ditches, gutters or surface waters. Applying this product in calm weather when rain is not predicted for the next 24 hours will help ensure that wind or rain does not blow or wash pesticide off the treatment area. Rinsing application equipment over the treated area will help avoid run off to water bodies or drainage systems.

Attention: This product contains a chemical known to the State of California to cause birth defects or other reproductive harm.

Clinch® Ant Bait

DIRECTIONS FOR USE

It is a violation of Federal Law to use this product in a manner inconsistent with its labeling.

Do not apply this product in a way that will contact workers or other persons, either directly or through drift. Only protected handlers may be in the area during application. For any requirements specific to your State or Tribe, consult the agency responsible for pesticide regulation.

FAILURE TO FOLLOW THE DIRECTIONS FOR USE AND PRECAUTIONS ON THIS LABEL MAY RESULT IN POOR INSECT CONTROL, CROP INJURY, OR ILLEGAL RESIDUES.

AGRICULTURAL USE REQUIREMENTS

Use this product only in accordance with its labeling and with the Worker Protection Standard, 40 CFR part 170. This Standard contains requirements for the protection of agricultural workers on farms, forests, nurseries, and greenhouses, and handlers of agricultural pesticides. It contains requirements for training, decontamination, notification, and emergency assistance. It also contains specific instructions and exceptions pertaining to the statements on this label about personal protective equipment (PPE) and restricted-entry interval. The requirements in this box only apply to uses of this product that are covered by the Worker Protection Standard (WPS).

Do not enter or allow worker entry into treated areas during the restricted-entry interval (REI) of 12 hours.

PPE required for early entry to treated areas that is permitted under the Worker Protection Standard and that involves contact with anything that has been treated, such as plants, soil, or water is:

- Coveralls
- Chemical-resistant gloves made of: barrier laminate, butyl rubber \geq 14 mils, nitrile rubber \geq mils, neoprene rubber \geq 14 mils, polyvinyl chloride (PVC) \geq 14 mils, Viton \geq 14 mils
- Shoes plus socks

NON-AGRICULTURAL USE REQUIREMENTS

The requirements in this box apply to uses of this product that are NOT within the scope of the Worker Protection Standard for agricultural pesticides (40 CFR Part 170). The WPS applies when this product is used to produce agricultural plants on farms, forests, nurseries, or greenhouses.

Do not re-enter or allow others to enter treated areas until application is complete and dusts have settled.

3.0 PRODUCT INFORMATION

Clinch Ant Bait controls fire ants and pavement ant in two different ways:

- 1) First, Clinch Ant Bait is a stomach insecticide that slowly kills ants after they ingest the bait. This slow action is important because it allows worker ants to pass Clinch Ant Bait throughout the colony and eventually to the queen.
- 2) Second, after the queen ingests Clinch Ant Bait, viable egg production ceases.
The combined effect of these two methods is elimination of the ant colony.

3.1 Resistance Management

ABAMECTIN	GROUP	6	INSECTICIDE
-----------	-------	---	-------------

Some insect pests are known to develop resistance to products after repeated use. Because resistance development cannot be predicted, the use of this product should conform to sound resistance management strategies established for the crop and use area. Syngenta encourages responsible product stewardship to ensure effective long-term control of the insects on this label.

Clinch Ant Bait contains a Group 6 insecticide (abamectin). Insect biotypes with acquired or inherent resistance to Group 6 insecticides may eventually dominate the insect population if Group 6 insecticides are used repeatedly as the predominant method of control for targeted species. This may result in partial or total loss of control of those species by Clinch Ant Bait or other Group 6 insecticides.

If resistance to this product develops in your area, this product, or other products with a similar mode of action, may not provide adequate control. If poor performance cannot be attributed to improper application or extreme weather conditions, a resistant strain of insect may be present. If you experience difficulty with control and resistance is a reasonable cause, immediately consult your local company representative or agricultural advisor for the best alternative method of control for your area.

To delay insecticide resistance, take the following steps:

- Rotate the use of Clinch or other Group 6 insecticides within a growing season, or among growing seasons, with different groups that control the same pests.
- Use tank mixtures with insecticides from a different group that are equally effective on the target pest when such use is permitted. Do not rely on the same mixture repeatedly for the same pest population. Consider any known cross-resistance issues (for the targeted pests) between the individual components of a mixture. In addition, consider the following recommendations provided by the Insecticide Resistance Action Committee (IRAC):
- Individual insecticides selected for use in mixtures should be highly effective and be applied at the rates at which they are individually registered for use against the target species.
- Mixtures with components having the same IRAC mode of action classification are not recommended for insect resistance management.
- When using mixtures, consider any known cross-resistance issues between the individual components for the targeted pest(s).

Clinch® Ant Bait

- Mixtures become less effective if resistance is already developing to one or both active ingredients, but they may still provide pest management benefits.
- The insect resistance management benefits of an insecticide mixture are greatest if the two components have similar periods of residual insecticidal activity. Mixtures of insecticides with unequal periods of residual insecticide activity may offer an insect resistance management benefit only for the period where both insecticides are active.
- Adopt an integrated pest management program for insecticide use that includes scouting, uses historical information related to pesticide use, crop rotation, record keeping, and which considers cultural, biological and other chemical control practices.
- Monitor after application for unexpected target pest survival. If the level of survival suggests the presence of resistance, consult with your local university specialist or certified pest control advisor.
- Contact your local extension specialist or certified crop advisors for any additional pesticide resistance-management and/or IPM recommendations for the specific site and pest problems in your area.
- For further information or to report suspected resistance contact your local Syngenta representative

3.1.1 MAINTAINING SUSCEPTIBILITY TO THESE CLASSES OF CHEMISTRY

- Avoid using Group 6 insecticides exclusively for season-long control of insect species with more than one generation per crop season.
- For insect species with successive or overlapping generations, apply Clinch Ant Bait or other Group 6 insecticides using a “treatment window” approach. A treatment window is a period of time as defined by the stage of crop development and/or the biology of the pests of concern. Within the treatment window, depending on the length of residual activity, there may either be single or consecutive applications (soil, foliar, unless otherwise stated) of the Group 6 insecticides. Do not exceed the maximum Clinch Ant Bait allowed per year.
- Following a treatment window of Group 6 insecticides, rotate to a treatment window of effective products with a different mode of action before making additional applications of Group 6 insecticides.
- A treatment window rotation, along with other IPM practices for the crop and use area, is considered an effective strategy for preventing or delaying a pest’s ability to develop resistance to these classes of chemistry.
- If resistance is suspected, do not reapply Clinch Ant Bait or other Group 6 insecticides.

3.1.2 OTHER INSECT RESISTANCE MANAGEMENT (IRM) PRACTICES

- Incorporate IPM techniques into your insect control program.
- Monitor treated insect populations for loss of field efficacy.
- Using tank-mixtures or premixes with insecticides from a different target site of action group as long as the involved products are all registered for the same crop outlet and effective rates are applied.

3.1.3 OTHER SOURCES FOR INFORMATION ON INSECT RESISTANCE MANAGEMENT

- Contact your local extension specialist, certified crop advisor and/or product manufacturer for additional insect resistance management recommendations.
- Visit the Insecticide Resistance Action Committee (IRAC) on the web at: <http://www.irac-online.org/>.

4.0 APPLICATION DIRECTIONS

4.1 Methods of Application

Broadcast applications of Clinch Ant Bait are permitted by ground and aerial equipment as specified in **Section 7.2**. Treatment of individual mounds is permitted by sprinkling Clinch Ant Bait around the ant mound as specified in **Section 7.3**.

4.2 Application Equipment

4.2.1 BROADCAST GROUND APPLICATIONS

- Apply using properly calibrated equipment to ensure accurate dosage and uniform distribution.
- Spreaders must not crush bait particles because this could result in “caking” and misapplication.

4.2.2 BROADCAST AERIAL APPLICATIONS

- Apply aurally using either rotary or fixed-wing aircraft.
- Applications must be made using properly calibrated equipment that will uniformly distribute 1 lb of product per acre.

4.2.3 INDIVIDUAL MOUND TREATMENT APPLICATIONS

- Use measuring devices capable of measuring 5 to 7 tablespoons per mound.

5.0 ROTATIONAL CROP RESTRICTIONS

There are no rotational (plant-back) restrictions for use on **Terrestrial Food Crops**. Treated areas may be replanted with any crop as soon as practical following the last application.

Clinch® Ant Bait

6.0 RESTRICTIONS AND PRECAUTIONS

6.1 Use Restrictions

- Only ground application equipment may be used for application around barns, chicken houses, and equipment.
- **DO NOT** apply within 25 feet of lakes, reservoirs, rivers, permanent streams, marshes, pot holes, natural ponds, estuaries, or commercial fish ponds to avoid hazard to aquatic organisms.
- **DO NOT** use on any cropland or premises not listed in **Section 7.1** of this label.
- **DO NOT** apply to areas accessible to livestock.
- **DO NOT** apply around chicken houses where birds may come into contact with treated areas. Chickens may be returned to treated areas 7 days after application or after the ants have been given sufficient time to collect the bait.
- **DO NOT** use in pastures or rangeland grazed by cattle, sheep, or other animals (including horses).
- **DO NOT** allow livestock to graze in any treated areas to avoid illegal residues.
- **DO NOT** treat more than 12 ant mounds per acre. If there are more than 12 mounds per acre to be treated, follow broadcast application directions.
- For mound treatment, if retreatment is needed due to insufficient control, re-infestation, or continued activity of very large mounds, areas may be retreated 30 days after the previous application. However, **DO NOT** exceed the maximum amount permitted per year.
- **DO NOT** use utensils that have been used to measure a pesticide for food purposes.

6.2 Use Precautions

- **DO NOT** apply if foliage is wet; the bait particles may stick to the foliage and that could result in poor coverage.
- Allow 7-10 days after applying product before using a contact insecticide. This allows worker ants time to collect the bait and distribute the bait throughout the colony.
- For best results, do not apply Clinch Ant Bait if rainfall is anticipated within 4-6 hours after application, and wait at least 48 hours before irrigating the treated area.

7.0 CROP USE DIRECTIONS

7.1 Use Sites

7.1.1 TERRESTRIAL FOOD CROPS

Avocado
Bean (dry and succulent): asparagus bean; blackeyed pea; broad bean; Chickpea; Cowpea; crowder pea; fava bean; garbanzo bean; grain lupine; kidney bean; lima bean; mung bean; navy bean; pinto bean; snap bean; southern pea; sweet lupine; waxbean; white lupine; white sweet lupine
Caneberry, Crop Subgroup 13-07A: Caneberry; Blackberry; Loganberry; Raspberry; Red berry; Black berry; Wild raspberry
Celeriac
Citrus Fruit Crop Group 10-10 (including citrus orchard floor): Australian desert lime; Australian finger lime; Australian round lime; Brown River finger lime; Calamondin; Citron; Citrus hybrids; Grapefruit; Japanese summer grapefruit; Kumquat; Lemon; Lime; Mediterranean mandarin; Mount White lime; New Guinea wild lime; Orange, sour; Orange, sweet; Pummelo; Russell River lime; Satsuma mandarin; Sweet lime; Tachibana orange; Tahiti lime; Tangelo; Tangerine (mandarin); Tangor; Trifoliolate orange; Uniq fruit
Corn (sweet corn only)
Cotton
Cucurbit, Vegetables Crop Group 9: Chayote (fruit); Chinese waxgourd (Chinese preserving melon); Citron melon; Cucumber; Gherkin; Gourd, edible (Hyotan, Cucuzza, Hechima, Chinese okra); <i>Momordica</i> spp. (Balsam apple, Balsam pear, Bitter melon, Chinese cucumber); Muskmelon (<i>Cucumis melo</i> , Cantaloupe, Casaba, Crenshaw melon, Golden pershaw melon, Honeydew melon, Honey balls, Mango melon, Persian melon, Pineapple melon, Santa Claus melon, Snake melon, True cantaloupe); Pumpkin; Squash, summer (Crookneck squash, Scallop squash, Straightneck squash, Vegetable marrow, Zucchini); Squash, winter (Acorn squash, Butternut squash, Calabaza, Hubbard squash, Spaghetti squash); Watermelon (<i>Citrullus lanatus</i>)
Fruiting Vegetables except Cucurbits Crop Group 8-10: African eggplant; Bush tomato; Bell pepper; Cocona; Currant tomato; Eggplant; Garden huckleberry; Goji berry; Groundcherry; Martynia; Naranjilla; Okra; Pea eggplant; Pepino; Nonbell pepper; Roselle; Scarlet eggplant; Sunberry; Tomatillo; Tomato; Tree tomato
Small Fruit Vine Climbing Subgroup (Except Fuzzy Kiwifruit), Crop Subgroup 13-07F: Amur River Grape; Gooseberry; Grape; Kiwifruit; Hardy; Maypop; Schisandra Berry
Guava: Acerola; Feijoa; Guava; Jaboticaba; Passionfruit; Starfruit; Wax Jambu
Herb Subgroup 19A: Angelica; Balm; Basil; Borage; Burnet; Camomile; Catnip; Chervil (dried); Chives; Chives (Chinese); Clary; Coriander (leaf); Cilantro (leaf); Costmary; Culantro (leaf); Curry (leaf); Dill weed; Horehound; Hyssop; Lavender; Lemongrass; Lovage (leaf); Marigold; Marjoram (<i>Origanum</i> species); Nasturtium; Parsley (dried); Pennyroyal; Rosemary; Rue; Sage; Summer savory; Winter savory; Sweet bay; Tansy; Tarragon; Thyme; Wintergreen; Woodruff; Wormwood
Hops
Leafy Vegetables except Brassica Crop Group 4: Amaranth (leafy amaranth, Chinese spinach, tampala); Arugula (Roquette); Cardoon; Celery; Celery, Chinese; Celtuce; Chervil; Chrysanthemum, edible-leaved; Chrysanthemum, garland; Corn salad; Cress, garden; Cress, upland (yellow rocket, winter cress); Dandelion; Dock (sorrel); Endive (escarole); Fennel, Florence (finocchio); Lettuce, head and leaf; New Zealand Spinach; Orach; Parsley; Purslane, garden; Purslane, winter; Radicchio (red chicory); Rhubarb; Spinach; Swiss Chard; Vine Spinach

continued...

Clinch® Ant Bait

7.1.1 TERRESTRIAL FOOD CROPS (continued)

Low Growing Berry, Crop Subgroup 13-07G: Bearberry; Bilberry; Blueberry, lowbush; Cloudberry; Cranberry; Lingonberry; Muntries; Partridgeberry; Strawberry
Lychee: Lychee; Longan; Spanish lime; Rambutan; Pulasan
Mint (Peppermint and Spearmint)
Onion, Bulb, Crop Subgroup 3-07A: Daylily, bulb; Garlic, bulb; Garlic, great-headed, bulb; Garlic, serpent, bulb; Lily, bulb; Onion, bulb; Onion, Chinese, bulb; Onion, pearl; Onion, potato, bulb; Shallot, bulb
Onion, Green, Crop Subgroup 3-07B: Chive, fresh leaves; Chive, Chinese, fresh leaves; Elegans hosta; Fritillaria, leaves; Kurrat; Lady's leek; Leek; Leek, wild; Onion, Beltsville bunching; Onion, fresh; Onion, green; Onion, macrostem; Onion, tree, tops; Onion, Welsh, tops; Shallot, fresh leaves
Papaya (except mango): black sapote; Canistel; mamey sapote; Papaya; star apple; <i>sapodilla</i>
Pineapple
Pome Fruit, Crop Group 11-10: Apple; Azarole; Crabapple; Loquat; Mayhaw; Medlar; Pear; Pear, Asian; Quince; Quince, Chinese; Quince, Japanese; Tejocote
Soybean
Stone Fruit, Crop Group 12-12: Apricot; Apricot, Japanese; Capulin; Cherry, black; Cherry, Nanking; Cherry, sweet; Cherry, tart; Jujube, Chinese; Nectarine; Peach; Plum; Plum, American; Plum, Beach; Plum, Canada; Plum, cherry; Plum, Chickasaw; Plum, Damson; Plum, Japanese; Plum, Klamath; Plum, Prune (fresh); Plumcot; Sloe
Tree Nuts, Crop Group 14-12: African nut-tree; Almond; Beech nut; Brazil nut; Brazilian pine; Bunya; Bur oak; Butternut; Cajou nut; Candlenut; Cashew; Chestnut; Chinquapin; Coconut; Coquito nut; Dika nut; Ginkgo; Guiana chestnut; Hazelnut (filbert); Heartnut; Hickory nut; Japanese horse-chestnut; Macadamia nut; Mongongo nut; Monkey-pot; Monkey puzzle nut; Okari nut; Pachira nut; Peach palm nut; Pecan; Pequi; Pili nut; Pine nut; Pistachio; Sapucaia nut; Tropical almond; Walnut, black; Walnut, English; Yellowhorn
Tuberous and Corm Vegetables, Crop Group 1C: Arracacha; Arrowroot; Artichoke, Chinese; Artichoke, Jerusalem; Canna, edible; Cassava, bitter and sweet; Chayote (root); Chufa; Dasheen; Ginger; Leren; Potato; Sweet potato; Tanier; Turmeric; Yam bean; Yam, true

7.1.2 NON-CROP USE SITES

Agricultural Premises not Accessible to Livestock: around barns, chicken houses, and agricultural equipment.

7.2 Broadcast Applications

Pest	Rate (lb/A)	Application Timing	Use Directions
Fire ants Pavement ants	1	<p>Apply when ants are actively foraging (typically when soil temperatures are greater than 60°F (15°C) or consult your state agricultural experiment station or state Agricultural Extension Service for optimum timing of application.</p> <p>For maximum effectiveness, apply after dew or rainfall on the soil surface has dried.</p> <p>For best results, do not apply if rainfall is anticipated within 4-6 hours after application, and wait at least 48 hours before irrigating the treated area.</p>	<p>Ground application: Apply using properly calibrated equipment to ensure accurate dosage and uniform distribution.</p> <p>Spreaders must not crush bait particles because this could result in "caking" and misapplication.</p> <p>Aerial application: Apply aerially using either rotary or fixed-wing aircraft.</p> <p>Applications must be made using properly calibrated equipment that will uniformly distribute 1 lb of product per acre.</p>
<p>Resistance Management:</p> <ul style="list-style-type: none"> • Refer to Section 3.1. 			
USE RESTRICTIONS			
<ol style="list-style-type: none"> 1. Refer to Section 6.1 for additional product use restrictions. 2. Maximum Single Application Rate: 1 lb/A/application (0.00011 lb ai/A of abamectin-containing products as a bait formulation) 3. Minimum Application Interval: 30 days 4. Maximum Annual Rate: 4 lb/A/year (0.00044 lb ai/A of abamectin-containing products as a bait formulation) 5. Ground or aerial application is permitted only in the Terrestrial Food Crops listed in Section 7.1.1 of this label. 6. Pre-Harvest Interval (PHI): 0 days 			

Clinch® Ant Bait

7.3 Individual Mound Treatment Application

Pest	Rate	Application Timing	Use Directions
Fire ants Pavement ants	5 – 7 tablespoons per ant mound.	Apply when ants are actively foraging (typically when soil temperatures are greater than 60°F [15°C] or consult your state agricultural experiment station or state Agricultural Extension Service for optimum timing of application. For maximum effectiveness, apply after dew or rainfall on the soil surface has dried. For best results, do not apply if rainfall is anticipated within 4-6 hours after application, and wait at least 48 hours before irrigating the treated area.	Sprinkle the bait uniformly in a circle around the base of the mound out to a distance of approximately 2 to 4 feet. Do not apply directly to the top of the mound. Do not disturb the ant mound
Resistance Management: <ul style="list-style-type: none">• Refer to Section 3.1.			
USE RESTRICTIONS			
1. Refer to Section 6.1 for additional product use restrictions. 2. Maximum Single Application Rate: 1 lb/A/application (0.00011 lb ai/A of abamectin-containing products as a bait formulation) 3. Minimum Application Interval: 30 days 4. Maximum Annual Rate: 4 lb/A/year (0.00044 lb ai/A of abamectin-containing products as a bait formulation) 5. DO NOT treat more than 12 ant mounds/acre. If there are more than 12 mounds/acre follow broadcast application directions. 6. Pre-Harvest Interval (PHI): 0 days			

8.0 STORAGE AND DISPOSAL

STORAGE AND DISPOSAL

Do not contaminate water, food, or feed by storage or disposal.

Pesticide Storage

Clinch Ant Bait may be an attractant to rodents and domestic animals. Store in a cool, dry, secure place. To maintain maximum effectiveness, close container tightly after each use and use within 5 months after opening.

Pesticide Disposal

Wastes resulting from the use of this product may be disposed of on site or at an approved waste disposal facility.

Container Handling

Non-refillable container. Do not reuse or refill this container. Completely empty bag into application equipment. Then offer for recycling if available or dispose of empty bag in a sanitary landfill, by incineration, or, if allowed by state and local authorities, by burning. If burned, stay out of smoke.

CONTAINER IS NOT SAFE FOR FOOD, FEED, OR DRINKING WATER.

9.0 CONDITIONS OF SALE AND LIMITATION OF WARRANTY AND LIABILITY

NOTICE: Read the entire Directions for Use and Conditions of Sale and Limitation of Warranty and Liability before buying or using this product. If the terms are not acceptable, return the product at once, unopened, and the purchase price will be refunded.



The Directions for Use of this product must be followed carefully. It is impossible to eliminate all risks inherently associated with the use of this product. Crop injury, ineffectiveness or other unintended consequences may result because of such factors as manner of use or application, weather or crop conditions, presence of other materials or other influencing factors in the use of the product, which are beyond the control of SYNGENTA CROP PROTECTION, LLC or Seller. To the extent permitted by applicable law, Buyer and User agree to hold SYNGENTA and Seller harmless for any claims relating to such factors.

SYNGENTA warrants that this product conforms to the chemical description on the label and is reasonably fit for the purposes stated in the Directions for Use, subject to the inherent risks referred to above, when used in accordance with directions under normal use conditions. To the extent permitted by applicable law: (1) this warranty does not extend to the use of the product contrary to label instructions, or under conditions not reasonably foreseeable to or beyond the control of Seller or SYNGENTA, and (2) Buyer and User assume the risk of any such use. TO THE EXTENT PERMITTED BY APPLICABLE LAW, SYNGENTA MAKES NO WARRANTIES OF MERCHANTABILITY OR OF FITNESS FOR A PARTICULAR PURPOSE NOR ANY OTHER EXPRESS OR IMPLIED WARRANTY EXCEPT AS WARRANTED BY THIS LABEL.

Clinch® Ant Bait

To the extent permitted by applicable law, in no event shall SYNGENTA be liable for any incidental, consequential or special damages resulting from the use or handling of this product. **TO THE EXTENT PERMITTED BY APPLICABLE LAW, THE EXCLUSIVE REMEDY OF THE USER OR BUYER, AND THE EXCLUSIVE LIABILITY OF SYNGENTA AND SELLER FOR ANY AND ALL CLAIMS, LOSSES, INJURIES OR DAMAGES (INCLUDING CLAIMS BASED ON BREACH OF WARRANTY, CONTRACT, NEGLIGENCE, TORT, STRICT LIABILITY OR OTHERWISE) RESULTING FROM THE USE OR HANDLING OF THIS PRODUCT, SHALL BE THE RETURN OF THE PURCHASE PRICE OF THE PRODUCT OR, AT THE ELECTION OF SYNGENTA OR SELLER, THE REPLACEMENT OF THE PRODUCT.**

SYNGENTA and Seller offer this product, and Buyer and User accept it, subject to the foregoing Conditions of Sale and Limitation of Warranty and of Liability, which may not be modified except by written agreement signed by a duly authorized representative of SYNGENTA.

Clinch®, the ALLIANCE FRAME 
the SYNGENTA Logo and the PURPOSE ICON 
are Trademarks of a Syngenta Group Company

Viton® is a trademark of E.I. DuPont De Nemours & Co, Inc.

©2020 Syngenta

For non-emergency (e.g. current product information), call Syngenta Crop Protection at 1-800-334-9481.

Manufactured for:
Syngenta Crop Protection, LLC
P.O. Box 18300
Greensboro, North Carolina 27419-8300

SCP 894A-L1L 0120