



UNITED STATES ENVIRONMENTAL PROTECTION AGENCY
WASHINGTON, DC 20460

OFFICE OF CHEMICAL SAFETY
AND POLLUTION PREVENTION

December 22, 2014

Tammy Tyler
Regulatory Product Manager
Syngenta Crop Protection, LLC
PO Box 18300
Greensboro, NC 27419

Subject: PRIA Label Amendment – Add use on registered food crops
Both master label and supplemental label stamped acceptable
Product Name: Clinch Ant Bait
EPA Registration Number: 100-894
Application Date: 3/21/2014, last revision 12/17/2014
Decision Number: 489143

Dear Ms. Tyler:

The amended label referred to above, submitted in connection with registration under the Federal Insecticide, Fungicide and Rodenticide Act, as amended, is acceptable. This approval does not affect any conditions that were previously imposed on this registration. You continue to be subject to existing conditions on your registration and any deadlines connected with them.

A stamped copy of your labeling is enclosed for your records. This labeling supersedes all previously accepted labeling. You must submit one copy of the final printed labeling before you release the product for shipment with the new labeling. In accordance with 40 CFR 152.130(c), you may distribute or sell this product under the previously approved labeling for 18 months from the date of this letter. After 18 months, you may only distribute or sell this product if it bears this new revised labeling or subsequently approved labeling. "To distribute or sell" is defined under FIFRA section 2(gg) and its implementing regulation at 40 CFR 152.3.


Should you wish to add/retain a reference to the company's website on your label, then please be aware that the website becomes labeling under the Federal Insecticide Fungicide and Rodenticide Act and is subject to review by the Agency. If the website is false or misleading, the product would be misbranded and unlawful to sell or distribute under FIFRA section 12(a)(1)(E). 40 CFR 156.10(a)(5) list examples of statements EPA may consider false or misleading. In addition, regardless of whether a website is referenced on your product's label, claims made on the website may not substantially differ from those claims approved through the registration process. Therefore, should the Agency find or if it is brought to our attention that a website

Page 2 of 2
EPA Reg. No. 100-894
Decision No. 489143

contains false or misleading statements or claims substantially differing from the EPA approved registration, the website will be referred to the EPA's Office of Enforcement and Compliance.

Your release for shipment of the product constitutes acceptance of these conditions. If these conditions are not complied with, the registration will be subject to cancellation in accordance with FIFRA section 6. If you have any questions, please contact Tom Harris by phone at (703) 308-9423, or via email at harris.thomas@epa.gov.

Sincerely,

A handwritten signature in black ink, appearing to read 'MS', followed by a horizontal line extending to the right.

for-

Mark Suarez, Product Manager 07
Insecticide and Vertebrate Branch 3
Registration Division (7505P)
Office of Pesticide Programs

Enclosure

Clinch® Ant Bait

To control fire ants and pavement ant in certain terrestrial food crops and around barns, chicken houses, and equipment.

GROUP 6 INSECTICIDE

Active Ingredient:	
Abamectin (CAS No. 71751-41-2).....	0.011%*
Other Ingredients:	99.989%
Total:	100.000%

*1 lb. of Clinch contains 0.00011 lb. of abamectin.

KEEP OUT OF REACH OF CHILDREN.

CAUTION

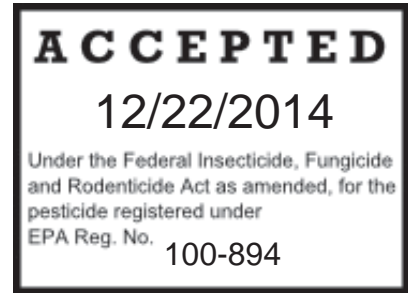
See additional precautionary statements and directions for use on back of bag.

EPA Reg. No. 100-894

EPA Est.xxxxx

SCP 894 MAS 0911

Net Weight



full labeling = master label(version C) + supplemental label(version D)

000100-00894.20140320C.CLINCH AMEND MAR2014.pdf

FIRST AID	
If swallowed	<ul style="list-style-type: none">• Call a poison control center or doctor immediately for treatment advice.• Have person sip a glass of water if able to swallow.• Do not induce vomiting unless told to do so by the poison control center or doctor.• Do not give anything by mouth to an unconscious person.
If on skin or clothing	<ul style="list-style-type: none">• Take off contaminated clothing.• Rinse skin immediately with plenty of water for 15-20 minutes.• Call a poison control center or doctor for treatment advice.
If inhaled	<ul style="list-style-type: none">• Move person to fresh air.• If person is not breathing, call 911 or an ambulance, then give artificial respiration, preferably by mouth-to-mouth, if possible.• Call a poison control center or doctor for further treatment advice.
If in eyes	<ul style="list-style-type: none">• Hold eye open and rinse slowly and gently with water for 15-20 minutes.• Remove contact lenses, if present, after the first 5 minutes, then continue rinsing eye.• Call a poison control center or doctor for treatment advice.
Have the product container or label with you when calling a poison control center or doctor, or going for treatment.	
HOT LINE NUMBER For 24-Hour Medical Emergency Assistance (Human or Animal) Or Chemical Emergency Assistance (Spill, Leak, Fire or Accident) Call 1-800-888-8372	

PRECAUTIONARY STATEMENTS

Hazards to Humans and Domestic Animals

CAUTION

Harmful if swallowed, absorbed through the skin or inhaled. Causes moderate eye irritation. Avoid breathing dust. Avoid contact with eyes, skin, and clothing. Wash thoroughly with soap and water after handling, and before eating, drinking, chewing gum, or using tobacco. Remove and wash contaminated clothing before reuse.

Personal Protective Equipment (PPE)

Applicators and other handlers must wear:

- long-sleeved shirt and long pants
- chemical-resistant gloves made of any waterproof material – Category A (e.g., natural rubber ≥ 14mils).
- shoes plus socks

Follow manufacturer's instructions for cleaning/maintaining PPE. If no such instructions for washables, use detergent and hot water. Keep and wash PPE separately from other laundry.

Environmental Hazards

This pesticide is toxic to fish and wildlife. Do not apply directly to water, to areas where surface water is present, or to intertidal areas below the mean high water mark. Do not contaminate water when disposing of equipment wash water or rinsate.

Attention: This product contains a chemical known to the State of California to cause birth defects or other reproductive harm.

CONDITIONS OF SALE AND LIMITATION OF WARRANTY AND LIABILITY

NOTICE: Read the entire Directions for Use and Conditions of Sale and Limitation of Warranty and Liability before buying or using this product. If the terms are not acceptable, return the product at once, unopened, and the purchase price will be refunded.

The Directions for Use of this product must be followed carefully. It is impossible to eliminate all risks inherently associated with the use of this product. Crop injury, ineffectiveness or other unintended consequences may result because of such factors as manner of use or application, weather or crop conditions, presence of other materials or other influencing factors in the use of the product, which are beyond the control of SYNGENTA CROP PROTECTION, LLC or Seller. To the extent permitted by applicable law, Buyer and User agree to hold SYNGENTA and Seller harmless for any claims relating to such factors.

SYNGENTA warrants that this product conforms to the chemical description on the label and is reasonably fit for the purposes stated in the Directions for Use, subject to the inherent risks referred to above, when used in accordance with directions under normal use conditions. To the extent permitted by applicable law: (1) this warranty does not extend to the use of the product contrary to label instructions, or under conditions not reasonably foreseeable to or beyond the control of Seller or SYNGENTA, and (2) Buyer and User assume the risk of any such use. **TO THE EXTENT PERMITTED BY APPLICABLE LAW, SYNGENTA MAKES NO WARRANTIES OF MERCHANTABILITY OR OF FITNESS FOR A PARTICULAR PURPOSE NOR ANY OTHER EXPRESS OR IMPLIED WARRANTY EXCEPT AS WARRANTED BY THIS LABEL.**

To the extent permitted by applicable law, in no event shall SYNGENTA be liable for any incidental, consequential or special damages resulting from the use or handling of this product. **TO THE EXTENT PERMITTED BY APPLICABLE LAW, THE EXCLUSIVE REMEDY OF THE USER OR BUYER, AND THE EXCLUSIVE LIABILITY OF SYNGENTA AND SELLER FOR ANY AND ALL CLAIMS, LOSSES, INJURIES OR DAMAGES (INCLUDING CLAIMS BASED ON BREACH OF WARRANTY, CONTRACT, NEGLIGENCE, TORT, STRICT LIABILITY OR OTHERWISE) RESULTING FROM THE USE OR HANDLING OF THIS PRODUCT, SHALL BE THE RETURN OF THE PURCHASE PRICE OF THE PRODUCT OR, AT THE ELECTION OF SYNGENTA OR SELLER, THE REPLACEMENT OF THE PRODUCT.**

SYNGENTA and Seller offer this product, and Buyer and User accept it, subject to the foregoing Conditions of Sale and Limitation of Warranty and of Liability, which may not be modified except by written agreement signed by a duly authorized representative of SYNGENTA.

DIRECTIONS FOR USE

It is a violation of Federal law to use this product in a manner inconsistent with its labeling.

Do not apply this product in a way that will contact workers or other persons, either directly or through drift. Only protected handlers may be in the area during application. For any requirements specific to your State or Tribe, consult the agency responsible for pesticide regulation.

AGRICULTURAL USE REQUIREMENTS

Use this product only in accordance with its labeling and with the Worker Protection Standard, 40 CFR part 170. This Standard contains requirements for the protection of agricultural workers on farms, forests, nurseries, and greenhouses, and handlers of agricultural pesticides. It contains requirements for training, decontamination, notification, and emergency assistance. It also contains specific instructions and exceptions pertaining to the statements on this label about personal protective equipment (PPE) and restricted-entry interval. The requirements in this box only apply to uses of this product that are covered by the Worker Protection Standard.

Do not enter or allow worker entry into treated areas during the restricted-entry interval (REI) of 12 hours.

PPE required for early entry to treated areas that is permitted under the Worker Protection Standard and that involves contact with anything that has been treated, such as plants, soil, or water is:

- Coveralls
- Chemical-resistant gloves made of any waterproof material – Category A (e.g., natural rubber ≥ 14 mils.)
- Shoes plus socks

NON-AGRICULTURAL USE REQUIREMENTS

The requirements in this box apply to uses of this product that are NOT within the scope of the Worker Protection Standard for agricultural pesticides (40 CFR Part 170). The WPS applies when this product is used to produce agricultural plants on farms, forests, nurseries, or greenhouses.

Do not re-enter or allow others to enter treated areas until application is complete and dusts have settled.

FAILURE TO FOLLOW THE DIRECTIONS FOR USE AND PRECAUTIONS ON THIS LABEL MAY RESULT IN POOR INSECT CONTROL, CROP INJURY, OR ILLEGAL RESIDUES.

USE INFORMATION

GROUP	6	INSECTICIDE
-------	----------	-------------

Resistance Management

Some insect pests are known to develop resistance to products after repeated use. Because resistance development cannot be predicted, the use of this product should conform to sound resistance management strategies established for the crop and use area. Syngenta encourages responsible product stewardship to ensure effective long-term control of the insects on this label.

Clinch contains a Group 6 insecticide (abamectin). Insect biotypes with acquired or inherent resistance to Group 6 insecticides may eventually dominate the pest population if Group 6 insecticides are used repeatedly as the predominant method of control for targeted species. This may result in partial or total loss of control of those species by Clinch or other Group 6 insecticides.

If resistance to this product develops in your area, this product, or other products with a similar mode of action, may not provide adequate control. If poor performance cannot be attributed to improper application or extreme weather conditions, a resistant strain of insect or mite may be present. If you experience difficulty with control and resistance is a reasonable cause, immediately consult your local company representative or agricultural advisor for the best alternative method of control for your area.

- **In order to maintain susceptibility to this class of chemistry:**
- Avoid using Group 6 insecticides exclusively for season-long control of insect species with more than one generation per crop season.

- For insect species with successive or overlapping generations, apply Clinch or other Group 6 insecticides using a “treatment window” approach. A treatment window is a period of time as defined by the stage of crop development and/or the biology of the pests of concern. Within the treatment window, depending on the length of residual activity, there may either be single or consecutive applications (seed treatment, soil, foliar, unless otherwise stated) of the Group 6 insecticides. Do not exceed the maximum Clinch allowed per growing season.
- Following a treatment window of Group 6 insecticides, rotate to a treatment window of effective products with a different mode of action before making additional applications of Group 6 insecticides.
- A treatment window rotation, along with other IPM practices for the crop and use area, is considered an effective strategy for preventing or delaying a pest’s ability to develop resistance to these classes of chemistry.
- If resistance is suspected, do not reapply Clinch or other Group 6 miticides/insecticides.

Other Insect or Mite Resistance Management (RM) practices include:

- Incorporating IPM techniques into your insect control program
- Monitoring treated insect populations for loss of field efficacy
- Using tank-mixtures or premixes with insecticides from a different target site of action group as long as the involved products are all registered for the same crop outlet and effective rates are applied

For additional information on Insect or Mite Resistance Management:

- Contact your local extension specialist, certified crop advisor and/or product manufacturer for additional insect resistance management recommendations.
- Visit the Insecticide Resistance Action Committee (IRAC) on the web at <http://www.irac-online.org/>.

Where to Use

Terrestrial Food Crops:

Apples

Avocados

Celeriac

Citrus Fruit Crop Group 10 (including citrus orchard floor): Calamondin (*Citrus mitis* x *Citrofortunella mitis*); *Citrus citron* (*Citrus medica*); Citrus hybrids (*Citrus* spp.) (includes chironja, tangelo, tangor); grapefruit (*Citrus paradisi*); kumquat (*Fortunella* spp.); lemon (*Citrus jambhiri*, *Citrus limon*); lime (*Citrus aurantiifolia*); Mandarin (tangerine) (*Citrus reticulata*); orange, sour (*Citrus aurantium*); orange, sweet (*Citrus sinensis*); pummelo (*Citrus grandis*, *Citrus maxima*); Satsuma mandarin (*Citrus unshiu*)

Cotton

Cucurbit Vegetables Crop Group 9: Chayote (fruit); Chinese waxgourd (Chinese

preserving melon); Citron melon; cucumber; gherkin; gourd, edible (includes Chinese okra, cucuzza, hechima, hyotan); *Momordica* spp. (includes balsam apple, balsam pear, bitter melon, Chinese cucumber); muskmelon (includes true cantaloupe, cantaloupe, casaba, crenshaw melon, golden pershaw melon, honeydew melon, honey balls, mango melon, Persian melon, pineapple melon, Santa Claus melon, and snake melon); pumpkin; squash, summer (includes crookneck squash, scallop squash, straightneck squash, vegetable marrow, zucchini); squash, winter (includes acorn squash, butternut squash, calabaza, hubbard squash, spaghetti squash); watermelon

Dry Beans

Fruiting Vegetables except Cucurbits Crop Group 8: eggplant (*Solanum melongena*); groundcherry (*Physalis* spp.); pepino (*Solanum muricatum*); pepper (*Capsicum* spp.) (includes bell pepper, chili pepper, cooking pepper, pimento, sweet pepper); tomatillo (*Physalis ixocarpa*); tomato (*Lycopersicon esculentum*)

Grapes

Herb Subgroup 19A: angelica; balm (lemon balm); basil; borage; burnet; chamomile; catnip; chervil (dried); chive; chive, Chinese; clary; coriander (cilantro or Chinese parsley (leaf)); costmary; culantro (leaf); curry (leaf); dill (dillweed); horehound; hyssop; lavender; lemongrass; lovage (leaf); marigold; marjoram (include sweet or annual marjoram, wild marjoram or oregano, and pot marjoram); Nasturtium; parsley (dried); pennyroyal; rosemary; rue; sage; savory, summer and winter; sweet bay (bay leaf); tansy; tarragon; thyme; wintergreen; woodruff; wormwood

Hops

Leafy Vegetables except *Brassica* Crop Group 4: amaranth (leafy amaranth, Chinese spinach, tampala); arugala (roquette); cardoon; celery; celtuce; chervil; chrysanthemum, edible-leaved; chrysanthemum, garland; corn salad; cress, garden; cress, upland (yellow rocket, winter cress); dandelion; dock (sorrel); endive (escarole); fennel, Florence (finocchio); lettuce, head and leaf; orach; parsley; Purslane, garden; Purslane, winter; radicchio (red chicory); rhubarb; spinach; spinach, New Zealand; spinach, vine; Swiss chard

Mint (Peppermint and Spearmint)

Onion, Bulb Crop Subgroup 3-07A: chive, fresh leaves; chive, Chinese, fresh leaves; daylily, bulb; Elegans hosta; Fritillaria, bulb; Fritillaria, leaves; garlic, bulb; garlic, great headed, bulb; garlic, serpent, bulb; kurrat; lady's leek; leek; Leek, wild; lily, bulb; onion, Beltsville bunching; onion, bulb; onion, Chinese, bulb; onion, fresh; onion, green; Onion, macrostem; onion, pearl; onion, potato, bulb; onion, tree, tops; onion, Wesh, tops; shallot, bulb; shallot, fresh leaves; cultivars, varieties, and/or hybrids of these

Pears

Pistachios

Potato

Stone Fruit Crop Group 12: apricot (*Prunus armeniaca*); cherry, sweet (*Prunus avium*); cherry, tart (*Prunus cerasus*); nectarine (*Prunus persica*); peach (*Prunus persica*); plum (*Prunus domestica*, *Prunus* spp.); plum, Chickasaw (*Prunus angustifolia*); plum Damson (*Prunus domestica* spp. *insititia*); plum, Japanese (*Prunus salicina*); plumcot (*Prunus armeniaca* x *P. domestica*); prune (fresh) (*Prunus domestica*, *Prunus* spp.)

Strawberries

Tuberous and Corm Vegetable Crop Group 1C: radish; radish, oriental (daikon); rutabaga; salsify (oyster plant); salsify, black; salsify, Spanish; skirret; sweet potato; tanager; turmeric; turnip; yam bean; yam, true

Tree Nuts Crop Group 14: almond (*Prunus dulcis*); beech nut (*Fagus* spp.); Brazil nut (*Bertholletia excelsa*); butternut (*Juglans cinerea*); cashew (*Anacardium occidentale*); chestnut (*Castanea* spp.); Chinquapin (*Castanea pumila*); filbert (hazelnut) (*Corylus* spp.); hickory nut (*Carya* spp.); Macadamia nut (bush nut) (*Macadamia* spp.); pecan (*Carya illinoensis*); walnut, black and English (Persian) (*Juglans* spp.)

Agricultural premises not accessible to livestock:

Around barns, chicken houses, and agricultural equipment

How Clinch Ant Bait Works

Clinch Ant Bait controls fire ants and pavement ant with 2 modes of action.

- 1) First, Clinch Ant Bait is a stomach insecticide that slowly kills ants after they ingest the bait. This slow action is important because it allows worker ants to pass Clinch Ant Bait throughout the colony and eventually to the queen.
- 2) The second mode of action directly impacts the queen; after the queen ingests Clinch Ant Bait, viable egg production ceases.

The combined effect of these two modes of action is elimination of the ant colony.

APPLICATION PROCEDURES

When to Apply

- Apply Clinch Ant Bait when ants are actively foraging (typically when soil temperatures are greater than 60°F [15°C]) or consult your state agricultural experiment station or state Agricultural Extension Service for optimum timing of application.
- Do not apply Clinch Ant Bait if foliage is wet; the bait particles may stick to the foliage and that could result in poor coverage. For maximum effectiveness, apply after dew or rainfall on the soil surface has also dried.
- For best results, do not apply Clinch Ant Bait if rainfall is anticipated within 4-6 hours after application, and wait at least 48 hours before irrigating the treated area.

Note: Allow 7-10 days after applying Clinch Ant Bait before using a contact insecticide.

This allows worker ants time to collect the bait and distribute the bait throughout the colony.

How to Apply

Broadcast Application Instructions

Amount of Clinch Ant Bait	Ground Application Equipment	Aerial Application Equipment
1 lb/Acre	<ul style="list-style-type: none"> • Apply Clinch Ant Bait using properly calibrated equipment to ensure accurate dosage and uniform distribution. • Spreaders must not crush bait particles because this could result in “caking” and misapplication. • See Use Restrictions 	<ul style="list-style-type: none"> • Apply aerially using either rotary or fixed-wing aircraft. • Applications must be made using properly calibrated equipment that will uniformly distribute 1 lb of Clinch Ant Bait per acre. • See Use Restrictions

Use Restrictions

- **Method of Application** (Also see **Broadcast Application Instructions**)
 - Ground or aerial application is permitted only in the **Terrestrial Food Crops** listed in the **USE INFORMATION** section of this label.
 - Only ground application equipment may be used for application around barns, chicken houses, and equipment.
- **Buffer zone:** To avoid hazard to aquatic organisms, do not apply Clinch Ant Bait within 25 feet of lakes, reservoirs, rivers, permanent streams, marshes, pot holes, natural ponds, estuaries, or commercial fish ponds.
- **Maximum Amount per Application:** Do not apply more than 1 lb of Clinch Ant Bait per acre per application.
- **Application Interval:** If retreatment is needed due to insufficient control, re-infestation, or continued activity of very large mounds, areas may be retreated 30 days after the previous application. However, do not exceed the maximum amount permitted per year.
- **Maximum Amount per Year:** Do not apply more than 4 lb of Clinch Ant Bait per acre per year.
- **Pre-Harvest Interval (PHI) for Terrestrial Food Crops:** 0 days
- **Location Restrictions:**
 - Do not apply around chicken houses where birds may come into contact with treated areas. Chickens may be returned to treated areas 7 days after application or after the ants have been given sufficient time to collect the bait.
 - Do not use on any cropland not listed in the **USE INFORMATION** section of this label.

- **Grazing Restriction:**
 - Do not use in pastures or rangeland grazed by cattle, sheep, or other animals (including horses).
 - To avoid illegal residues, do not allow livestock to graze in any treated areas.

Individual Mound Treatment Application Instructions

Amount of Clinch Ant Bait per Mound	Application Instructions
For best results use 5 – 7 tablespoons per ant mound.	<ul style="list-style-type: none"> ○ Sprinkle the bait uniformly in a circle around the base of the mound out to a distance of approximately 2 to 4 feet. ○ Do not apply Clinch Ant Bait directly to the top of the mound. ○ Do not disturb the ant mound.

NOTE: Utensils that have been used to measure a pesticide must not be used for food purposes.

Use Restrictions

- **Buffer zone:** To avoid hazard to aquatic organisms, do not apply Clinch Ant Bait within 25 feet of lakes, reservoirs, rivers, permanent streams, marshes, pot holes, natural ponds, estuaries, or commercial fish ponds.
- **Maximum Amount per Application:** Do not treat more than 12 ant mounds per acre. If there are more than 12 mounds per acre to be treated, follow broadcast application directions.
- **Application interval:** If retreatment is needed due to insufficient control, re-infestation, or continued activity of very large mounds, areas may be retreated 30 days after the previous application. However, do not exceed the maximum amount permitted per year.
- **Maximum Amount per Year:** Do not apply more than 4 lb of Clinch Ant Bait per acre per year.
- **PHI for Terrestrial Food Crops:** 0 days
- **Location Restrictions:**
 - Do not apply around chicken houses where birds may come into contact with treated areas. Chickens may be returned to treated areas 7 days after application or after the ants have been given sufficient time to collect the bait.
 - Do not use on any cropland not listed in the **USE INFORMATION** section of this label.
- **Grazing Restriction:**
 - Do not use in pastures or rangeland grazed by cattle, sheep, or other animals (including horses).
 - To avoid illegal residues, do not allow livestock to graze in any treated areas.

STORAGE AND DISPOSAL

Do not contaminate water, food, or feed by storage or disposal.

Pesticide Storage

Clinch Ant Bait may be an attractant to rodents and domestic animals. Store in a cool, dry, secure place. To maintain maximum effectiveness, close container tightly after each use and use within 5 months after opening.

Pesticide Disposal

Wastes resulting from the use of this product may be disposed of on site or at an approved waste disposal facility.

Container Handling

Non-refillable container. Do not reuse or refill this container. Completely empty bag into application equipment. Then offer for recycling if available or dispose of empty bag in a sanitary landfill, by incineration, or, if allowed by state and local authorities, by burning. If burned, stay out of smoke.

CONTAINER IS NOT SAFE FOR FOOD, FEED, OR DRINKING WATER!

Clinch®, the ALLIANCE FRAME
the SYNGENTA Logo and the PURPOSE ICON
are Trademarks of a Syngenta Group Company

©2014 Syngenta

For non-emergency (e.g. current product information), call
Syngenta Crop Protection at 1-800-334-9481.

Manufactured for:
Syngenta Crop Protection, LLC
P.O. Box 18300
Greensboro, North Carolina 27419-8300

SCP 894 MAS 0911

Clinch 894 MAS 0911 AMEND MAR2014-Hilite – pl – 3/20/14
000100-00894.20140320.CLINCH_AMEND_MAR2014-HI.pdf

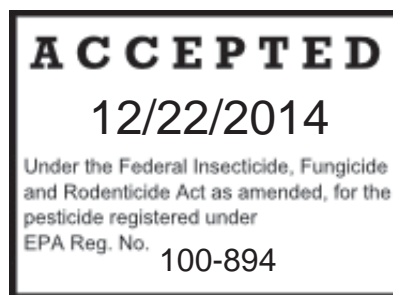
Clinch 894 MAS 0911 AMEND MAR2014 Version B-Hilite – pl – 7/23/14
000100-00894.20140320B.CLINCH_AMEND_MAR2014-HI.pdf

Clinch 894 MAS 0911AMEND MAR2014 Version C-Hilite – pl – 12/12/14
000100-00894.20140320C.CLINCH_AMEND_MAR2014-HI.pdf

Clinch 894 MAS 0911AMEND MAR2014 Version C-Clean – pl – 12/12/14
000100-00894.20140320C.CLINCH_AMEND_MAR2014.pdf

SUPPLEMENTAL LABELING

Syngenta Crop Protection, LLC
P. O. Box 18300
Greensboro, North Carolina 27419-8300



Clinch® Ant Bait

For use on listed food crops and agricultural premises

This supplemental label expires on 12/16/2017 and must not be used or distributed after this date.

Active Ingredient:	
Abamectin (CAS No. 71751-41-2).....	0.011%*
Other Ingredients:	99.989%
Total:	100.000%

KEEP OUT OF REACH OF CHILDREN.

CAUTION

EPA Reg. No. 100-894

All applicable directions, restrictions and precautions on the EPA-registered label are to be followed. Before using Clinch Ant Bait as permitted according to this Supplemental Labeling, read and follow all applicable directions, restrictions, and precautions on the EPA-registered label on or attached to the pesticide product container. This Supplemental Labeling contains revised use instructions and/or restrictions that may be different from those that appear on the container label. This Supplemental Labeling must be in the possession of the user at the time of pesticide application. It is a violation of Federal Law to use this product in a manner inconsistent with its labeling.



DIRECTIONS FOR USE

USE INFORMATION

Where to Use

Terrestrial Food Crops:

Apples

Avocados

Celeriac

Citrus Fruit Crop Group 10 (including citrus orchard floor): Calamondin (*Citrus mitis* x *Citrofortunella mitis*); *Citrus citron* (*Citrus medica*); Citrus hybrids (*Citrus* spp.) (includes chironja, tangelo, tangor); grapefruit (*Citrus paradisi*); kumquat (*Fortunella* spp.); lemon (*Citrus jambhiri*, *Citrus limon*); lime (*Citrus aurantiifolia*); Mandarin (tangerine) (*Citrus reticulata*); orange, sour (*Citrus aurantium*); orange, sweet (*Citrus sinensis*); pummelo (*Citrus grandis*, *Citrus maxima*); Satsuma mandarin (*Citrus unshiu*)

Cotton

Cucurbit Vegetables Crop Group 9: Chayote (fruit); Chinese waxgourd (Chinese preserving melon); Citron melon; cucumber; gherkin; gourd, edible (includes Chinese okra, cucuzza, hechima, hyotan); *Momordica* spp. (includes balsam apple, balsam pear, bitter melon, Chinese cucumber); muskmelon (includes true cantaloupe, cantaloupe, casaba, crenshaw melon, golden pershaw melon, honeydew melon, honey balls, mango melon, Persian melon, pineapple melon, Santa Claus melon, and snake melon); pumpkin; squash, summer (includes crookneck squash, scallop squash, straightneck squash, vegetable marrow, zucchini); squash, winter (includes acorn squash, butternut squash, calabaza, hubbard squash, spaghetti squash); watermelon

Dry Beans

Fruiting Vegetables except Cucurbits Crop Group 8: eggplant (*Solanum melongena*); groundcherry (*Physalis* spp.); pepino (*Solanum muricatum*); pepper (*Capsicum* spp.) (includes bell pepper, chili pepper, cooking pepper, pimento, sweet pepper); tomatillo (*Physalis ixocarpa*); tomato (*Lycopersicon esculentum*)

Grapes

Herb Subgroup 19A: angelica; balm (lemon balm); basil; borage; burnet; chamomile; catnip; chervil (dried); chive; chive, Chinese; clary; coriander (cilantro or Chinese parsley (leaf)); costmary; culantro (leaf); curry (leaf); dill (dillweed); horehound; hyssop; lavender; lemongrass; lovage (leaf); marigold; marjoram (include sweet or annual marjoram, wild marjoram or oregano, and pot marjoram); Nasturtium; parsley (dried); pennyroyal; rosemary; rue; sage; savory, summer and winter; sweet bay (bay leaf); tansy; tarragon; thyme; wintergreen; woodruff; wormwood

Hops

Leafy Vegetables except *Brassica* Crop Group 4: amaranth (leafy amaranth, Chinese

spinach, tampala); arugala (roquette); cardoon; celery; celtuce; chervil; chrysanthemum, edible-leaved; chrysanthemum, garland; corn salad; cress, garden; cress, upland (yellow rocket, winter cress); dandelion; dock (sorrel); endive (escarole); fennel, Florence (finocchio); lettuce, head and leaf; orach; parsley; Purslane, garden; Purslane, winter; radicchio (red chicory); rhubarb; spinach; spinach, New Zealand; spinach, vine; Swiss chard

Mint (Peppermint and Spearmint)

Onion, Bulb Crop Subgroup 3-07A: chive, fresh leaves; chive, Chinese, fresh leaves; daylily, bulb; Elegans hosta; Fritillaria, bulb; Fritillaria, leaves; garlic, bulb; garlic, great headed, bulb; garlic, serpent, bulb; kurrat; lady's leek; leek; Leek, wild; lily, bulb; onion, Beltsville bunching; onion, bulb; onion, Chinese, bulb; onion, fresh; onion, green; Onion, macrostem; onion, pearl; onion, potato, bulb; onion, tree, tops; onion, Wesh, tops; shallot, bulb; shallot, fresh leaves; cultivars, varieties, and/or hybrids of these

Pears

Pistachios

Potato

Stone Fruit Crop Group 12: apricot (*Prunus armeniaca*); cherry, sweet (*Prunus avium*); cherry, tart (*Prunus cerasus*); nectarine (*Prunus persica*); peach (*Prunus persica*); plum (*Prunus domestica*, *Prunus* spp.); plum, Chickasaw (*Prunus angustifolia*); plum Damson (*Prunus domestica* spp. *insititia*); plum, Japanese (*Prunus salicina*); plumcot (*Prunus armeniaca* x *P. domestica*); prune (fresh) (*Prunus domestica*, *Prunus* spp.)

Strawberries

Tuberous and Corm Vegetable Crop Group 1C: radish; radish, oriental (daikon); rutabaga; salsify (oyster plant); salsify, black; salsify, Spanish; skirret; sweet potato; tanier; turmeric; turnip; yam bean; yam, true

Tree Nuts Crop Group 14: almond (*Prunus dulcis*); beech nut (*Fagus* spp.); Brazil nut (*Bertholletia excelsa*); butternut (*Juglans cinerea*); cashew (*Anacardium occidentale*); chestnut (*Castanea* spp.); Chinquapin (*Castanea pumila*); filbert (hazelnut) (*Corylus* spp.); hickory nut (*Carya* spp.); Macadamia nut (bush nut) (*Macadamia* spp.); pecan (*Carya illinoensis*); walnut, black and English (Persian) (*Juglans* spp.)

Agricultural premises not accessible to livestock:

Around barns, chicken houses, and agricultural equipment

How Clinch Ant Bait Works

Clinch Ant Bait controls fire ants and pavement ant with 2 modes of action.

- 1) First, Clinch Ant Bait is a stomach insecticide that slowly kills ants after they ingest the bait. This slow action is important because it allows worker ants to pass Clinch Ant Bait throughout the colony and eventually to the queen.
- 2) The second mode of action directly impacts the queen; after the queen ingests Clinch Ant Bait, viable egg production ceases.

The combined effect of these two modes of action is elimination of the ant colony.

APPLICATION PROCEDURES

When to Apply

- Apply Clinch Ant Bait when ants are actively foraging (typically when soil temperatures are greater than 60°F [15°C]) or consult your state agricultural experiment station or state Agricultural Extension Service for optimum timing of application.
- Do not apply Clinch Ant Bait if foliage is wet; the bait particles may stick to the foliage and that could result in poor coverage. For maximum effectiveness, apply after dew or rainfall on the soil surface has also dried.
- For best results, do not apply Clinch Ant Bait if rainfall is anticipated within 4-6 hours after application, and wait at least 48 hours before irrigating the treated area.

Note: Allow 7-10 days after applying Clinch Ant Bait before using a contact insecticide. This allows worker ants time to collect the bait and distribute the bait throughout the colony.

How to Apply

Broadcast Application Instructions

Amount of Clinch Ant Bait	Ground Application Equipment	Aerial Application Equipment
1 lb./Acre	<ul style="list-style-type: none">• Apply Clinch Ant Bait using properly calibrated equipment to ensure accurate dosage and uniform distribution.• Spreaders must not crush bait particles because this could result in “caking” and misapplication.• See Use Restrictions	<ul style="list-style-type: none">• Apply aerially using either rotary or fixed-wing aircraft.• Applications must be made using properly calibrated equipment that will uniformly distribute 1 lb. of Clinch Ant Bait per acre.• See Use Restrictions

Use Restrictions

- **Method of Application** (Also see **Broadcast Application Instructions**)
 - Ground or aerial application is permitted only in the **Terrestrial Food Crops** listed in the **USE INFORMATION** section of this label.
 - Only ground application equipment may be used for application around barns, chicken houses, and equipment.

- **Buffer zone:** To avoid hazard to aquatic organisms, do not apply Clinch Ant Bait within 25 feet of lakes, reservoirs, rivers, permanent streams, marshes, pot holes, natural ponds, estuaries, or commercial fish ponds.
- **Maximum Amount per Application:** Do not apply more than 1 lb of Clinch Ant Bait per acre per application.
- **Application Interval:** If retreatment is needed due to insufficient control, re-infestation, or continued activity of very large mounds, areas may be treated 30 days after the previous application. However, do not exceed the maximum amount permitted per year.
- **Maximum Amount per Year:** Do not apply more than 4 lb of Clinch Ant Bait per acre per year.
- **Pre-Harvest Interval (PHI) for Terrestrial Food Crops:** 0 days
- **Location Restrictions:**
 - Do not apply around chicken houses where birds may come into contact with treated areas. Chickens may be returned to treated areas 7 days after application or after the ants have been given sufficient time to collect the bait.
 - Do not use on any cropland not listed in the **USE INFORMATION** section of this label.
- **Grazing Restriction:**
 - Do not use in pastures or rangeland grazed by cattle, sheep, or other animals (including horses).
 - To avoid illegal residues, do not allow livestock to graze in any treated areas.

Individual Mound Treatment Application Instructions

Amount of Clinch Ant Bait per Mound	Application Instructions
For best results use 5 – 7 tablespoons per ant mound.	<ul style="list-style-type: none"> ○ Sprinkle the bait uniformly in a circle around the base of the mound out to a distance of approximately 2 to 4 feet. ○ Do not apply Clinch Ant Bait directly to the top of the mound. ○ Do not disturb the ant mound.

NOTE: Utensils that have been used to measure a pesticide must not be used for food purposes.

Use Restrictions

- **Buffer zone:** To avoid hazard to aquatic organisms, do not apply Clinch Ant Bait within 25 feet of lakes, reservoirs, rivers, permanent streams, marshes, pot holes, natural ponds, estuaries, or commercial fish ponds.
- **Maximum Amount per Application:** Do not treat more than 12 ant mounds per acre. If there are more than 12 mounds per acre to be treated, follow broadcast application directions.
- **Application interval:** If retreatment is needed due to insufficient control, re-infestation, or continued activity of very large mounds, areas may be retreated 30

days after the previous application. However, do not exceed the maximum amount permitted per year.

- **Maximum Amount per Year:** Do not apply more than 4 lb of Clinch Ant Bait per acre per year.
- **PHI for Terrestrial Food Crops:** 0 days
- **Location Restrictions:**
 - Do not apply around chicken houses where birds may come into contact with treated areas. Chickens may be returned to treated areas 7 days after application or after the ants have been given sufficient time to collect the bait.
 - Do not use on any cropland not listed in the **USE INFORMATION** section of this label.
- **Grazing Restriction:**
 - Do not use in pastures or rangeland grazed by cattle, sheep, or other animals (including horses).
 - To avoid illegal residues, do not allow livestock to graze in any treated areas.

Clinch® Ant Bait and the Syngenta logo trademarks of a Syngenta Group Company

©2014 Syngenta

Clinch Ant Bait 894 SUPP MAR2014-Hilite – pl – 3/20/14
000100-00894.20140320.CLINCH_SUPP_MAR2014-HI.pdf

Clinch Ant Bait 894 SUPP MAR2014 Version B-Hilite – pl – 7/23/14
000100-00894.20140320B.CLINCH_SUPP_MAR2014-HI.pdf

Clinch Ant Bait 894 SUPP MAR2014 Version C-Hilite – pl – 12/12/14
000100-00894.20140320C.CLINCH_SUPP_MAR2014-HI.pdf

Clinch Ant Bait 894 SUPP MAR2014 Version D-Hilite – pl – 12/16/14
000100-00894.20140320D.CLINCH_SUPP_MAR2014-HI.pdf

Clinch Ant Bait 894 SUPP MAR2014 Version D-Clean – pl – 12/16/14
000100-00894.20140320D.CLINCH_SUPP_MAR2014.pdf

