

100-892

0910412009

1/19



UNITED STATES ENVIRONMENTAL PROTECTION AGENCY
WASHINGTON, D.C. 20460

OFFICE OF
PREVENTION, PESTICIDES AND
TOXIC SUBSTANCES

Ms Pat Dinnen
Syngenta Crop Protection
P.O. BOX 18300
Greensboro, NC 27419

SEP 4 2009

Subject: Label Notification(s) for Pesticide Registration Notice 2007-4

Dear Registrant:

The Agency is in receipt of your Application(s) for Pesticide Notification under Pesticide Registration Notice (PRN) 2007-4 dated August 5, 2009 for:

EPA Registration 100-892 Arbotect® 20-S Fungicide

The Registration Division (RD) has conducted a review of this request for applicability under PRN 2007-4 and finds that the label change(s) requested falls within the scope of PRN-2007-4. The label has been date-stamped "Notification" and will be placed in our records.

Please be reminded that 40 CFR Part 156.140(a)(4) requires that a batch code, lot number, or other code identifying the batch of the pesticide distributed and sold be placed on nonrefillable containers. The code may appear either on the label (and can be added by non-notification/PR Notice 98-10) or durably marked on the container itself.

If you have any questions, please contact me directly at 703-305-6249 or Banza Djapao of my staff at 703-305-7269.

Sincerely,

A handwritten signature in black ink, appearing to read "Linda Arrington".

Linda Arrington
Notifications & Minor Formulations Team Leader
Registration Division (7505P)
Office of Pesticide Programs



United States
Environmental Protection Agency
 Washington, DC 20460

<input type="checkbox"/>	Registration
<input type="checkbox"/>	Amendment
<input checked="" type="checkbox"/>	Other

OPP Identifier Number

Notification

Application for Pesticide - Section I

1. Company/Product Number 100-892	2. EPA Product Manager Tony Kish	3. Proposed Classification <input checked="" type="checkbox"/> None <input type="checkbox"/> Restricted
4. Company/Product (Name) Arbotect 20-S Fungicide	PM# 22	
5. Name and Address of Applicant (Include ZIP Code) Syngenta Crop Protection, Inc. P. O. Box 18300 Greensboro, NC 27419 <input type="checkbox"/> Check if this is a new address	6. Expedited Review. In accordance with FIFRA Section 3(c)(3) (b)(i), my product is similar or identical in composition and labeling to: EPA Reg. No. _____ Product Name _____	

Section - II

<input type="checkbox"/> Amendment - Explain below.	<input type="checkbox"/> Final printed labels in response to Agency letter dated _____
<input type="checkbox"/> Resubmission in response to Agency letter dated _____	<input type="checkbox"/> "Me Too" Application.
<input checked="" type="checkbox"/> Notification - Explain below.	<input type="checkbox"/> Other - Explain below.

NOTIFICATION

SEP - 4 2009

Explanation: Use additional page(s) if necessary. (For Section I and Section II.).

Notification of label change per PR Notice 2007-4. This Notification is consistent with the guidance of PR Notice 2007-4 and the requirements of EPA's regulations at 40 CFR §§156.10, 156.140, 156.144, 156.146, and 156.156. No other changes have been made to the labeling or the Confidential Statement of Formula for this product. I understand that it is a violation of 18 U.S.C. Sec. 1001 to willfully make any false statement to EPA. I further understand that if the amended label is not consistent with the requirements of 40 CFR §§156.10, 156.140, 156.144, 156.146, and 156.156, this product may be in violation of FIFRA and I may be subject to enforcement action and penalties under sections 12 and 14 of FIFRA.

Syngenta is amending the Storage and Disposal section of the label by Notification according to the directions stated in PR Notice 2007-4.

Section - III

1. Material This Product Will Be Packaged In:			
Child-Resistant Packaging <input type="checkbox"/> Yes* <input type="checkbox"/> No	Unit Packaging <input type="checkbox"/> Yes <input checked="" type="checkbox"/> No	Water Soluble Packaging <input type="checkbox"/> Yes <input checked="" type="checkbox"/> No	2. Type of Container <input type="checkbox"/> Metal <input checked="" type="checkbox"/> Plastic <input type="checkbox"/> Glass <input type="checkbox"/> Paper <input type="checkbox"/> Other (Specify) _____
*Certification must be submitted		If "Yes" No. per Unit Packaging wgt. Container	If "Yes" No. per Unit Packaging wgt. container
3. Location of Net Contents Information <input checked="" type="checkbox"/> Label <input type="checkbox"/> Container	4. Size(s) Retail Container 1 gallon	5. Location of Label Directions <input checked="" type="checkbox"/> On Label <input type="checkbox"/> On Labeling accompanying product	
6. Manner in Which Label is Affixed to Product <input type="checkbox"/> Lithograph <input type="checkbox"/> Paper glued <input checked="" type="checkbox"/> Other <input type="checkbox"/> Stenciled <u>Pressure Sensitive</u>			

Section - IV

1. Contact Point (Complete items directly below for identification of individual to be contacted, if necessary, to process this application.)		
Name Pat Dinnen	Title Label Group Leader	Telephone No. (Include Area Code) 336-632-2494
I certify that the statements I have made on this form and all attachments thereto are true, accurate and complete. I acknowledge that any knowingly false or misleading statement may be punishable by fine or imprisonment or both under applicable law.		6. Date Application Received (Stamped)
2. Signature <i>Pat Dinnen</i>	3. Title Regulatory Specialist	
4. Typed Name Pat Dinnen	5. Date August 5, 2009	

Certification with Respect to Label Integrity

Version: 9/11/02

I certify that the information (including, but not limited to, text, tables, and graphics) contained in the electronic file identified below by file name and submitted with this certification is the same information as that on the paper copies of these documents included with this submission.

PROPOSED LABEL		
EPA Registration #	Date Submitted to EPA	Electronic file name
100-892	8/5/2009	000100-00892.20090805.ARBOTECT-20S_PRN2007-4_AUG2009.pdf


I certify that the statements that I have made on this form are true, accurate, and complete. I acknowledge that any knowingly false or misleading statements may be punishable by fine or imprisonment or both under applicable law.

Pat Dinnen
Signature

August 5, 2009
Date

Pat Dinnen
Name (typed)

Label Group Leader
Title



4/19



FedEx

August 5, 2009

Document Processing Desk (NOTIF)
Office of Pesticide Programs (7504P)
U.S. Environmental Protection Agency
Room S-4900, One Potomac Yard
2777 South Crystal Drive
Arlington, VA 22202-4501

Attention: Ms. Linda Arrington

SUBJECT: ARBOTECT® 20-S FUNGICIDE
EPA REG. NO. 100-892
NOTIFICATION OF LABEL CHANGE PER PR NOTICE 2007-4

Syngenta Crop Protection, Inc. is submitting Notification for Arbotect 20-S Fungicide, EPA Reg. No. 100-892. Syngenta is amending the Storage and Disposal section of the label by Notification according to the directions stated in PR Notice 2007-4.

Attached are:

- One copy of the label with the changes clearly marked
- One unmarked copy of the label
- A CD of the unmarked copy of the label for "Electronic Comparison and Review"
- Certificate with Respect to Label Integrity Form
- Completed EPA Form 8570-1

Thank you in advance for approving this Notification. If you have any questions, please contact me at 336-632-2494.

Sincerely,

Pat Dinnen
Label Group Leader
Regulatory Affairs

Enclosures

5/19

Arbotect® 20-S

Fungicide

For Dutch Elm Disease, Sycamore Anthracnose, and Oak Anthracnose

NOTIFICATION

SEP - 4 2009

Active Ingredient:

Thiabendazole Hypophosphite (CAS No.28558-32-9)..... 26.6%
(equivalent to 20% Thiabendazole)

Other Ingredients: 73.4%

Total: 100.0%

KEEP OUT OF REACH OF CHILDREN.

CAUTION


See additional precautionary statements and directions for use inside booklet.

EPA Reg. No. 100-892

EPA Est.

Product of India
Formulated in the USA

1 gallon
Net Contents



FIRST AID	
If swallowed	<ul style="list-style-type: none"> • Call a poison control center or doctor immediately for treatment advice. • Do not give any liquid to the person. • Do not induce vomiting unless told to do so by the poison control center or doctor. • Do not give anything by mouth to an unconscious person.
If inhaled	<ul style="list-style-type: none"> • Move person to fresh air. • If person is not breathing, call 911 or an ambulance, then give artificial respiration, preferably mouth to mouth, if possible. • Call a poison control center or doctor for further treatment advice.
If on skin or clothing	<ul style="list-style-type: none"> • Take off contaminated clothing. • Rinse skin immediately with plenty of water for 15-20 minutes. • Call a poison control center or doctor for treatment advice.
If in eyes	<ul style="list-style-type: none"> • Hold eye open and rinse slowly and gently with water for 15-20 minutes. • Remove contact lenses, if present, after the first 5 minutes, then continue rinsing eye. • Call a poison control center or doctor for treatment advice.
Have the product container or label with you when calling a poison control center or doctor or going for treatment.	
HOT LINE NUMBER For 24 Hour Medical Emergency Assistance (Human or Animal) or Chemical Emergency Assistance (Spill, Leak, Fire, or Accident), Call 1-800-888-8372	

PRECAUTIONARY STATEMENTS

Hazards to Humans and Domestic Animals

CAUTION

Harmful if swallowed. Harmful if inhaled. Avoid breathing spray mist. May irritate skin. Avoid contact with skin or eyes.

Personal Protective Equipment (PPE)

Mixers, loaders, applicators, and other handlers must wear:

- Long-sleeved shirt and long pants
- Shoes plus socks

Follow manufacturer's instructions for cleaning/maintaining PPE. If no such instructions for washables, use detergent and hot water. Keep and wash PPE separately from other laundry.

User Safety Recommendations

Users should:

- Wash hands before eating, drinking, chewing gum, using tobacco, or using the toilet.
- Remove clothing/PPE immediately if pesticides get inside. Then wash thoroughly and put on clean clothing.
- Remove PPE immediately after handling this product. As soon as possible, wash thoroughly and change into clean clothing.

Environmental Hazards

Do not apply directly to water, or to areas where surface water is present, or to intertidal areas below the mean high water mark. Do not contaminate water by cleaning of equipment or disposal of wastes.

CONDITIONS OF SALE AND LIMITATION OF WARRANTY AND LIABILITY

NOTICE: Read the entire Directions for Use and Conditions of Sale and Limitation of Warranty and Liability before buying or using this product. If the terms are not acceptable, return the product at once, unopened, and the purchase price will be refunded.

The Directions for Use of this product must be followed carefully. It is impossible to eliminate all risks inherently associated with the use of this product. Crop injury, ineffectiveness, or other unintended consequences may result because of such factors as manner of use or application, weather or crop conditions, presence of other materials or other influencing factors in the use of the product, which are beyond the control of SYNGENTA CROP PROTECTION, Inc. or Seller. To the extent permitted by applicable law, Buyer and User agree to hold SYNGENTA and Seller harmless for any claims relating to such factors.

SYNGENTA warrants that this product conforms to the chemical description on the label and is reasonably fit for the purposes stated in the Directions for Use, subject to the inherent risks referred to above, when used in accordance with directions under normal use conditions. To the extent permitted by applicable law: (1) this warranty does not extend to the use of the product contrary to label instructions or under conditions not reasonably foreseeable to or beyond the control of Seller or SYNGENTA, and (2) Buyer and User assume the risk of any such use. To the extent permitted by applicable law, SYNGENTA MAKES NO WARRANTIES OF MERCHANTABILITY OR OF FITNESS FOR A PARTICULAR PURPOSE NOR ANY OTHER EXPRESS OR IMPLIED WARRANTY EXCEPT AS WARRANTED BY THIS LABEL.

To the extent permitted by applicable law, in no event shall SYNGENTA be liable for any incidental, consequential, or special damages resulting from the use or handling of this product. **TO THE EXTENT PERMITTED BY APPLICABLE LAW, THE EXCLUSIVE REMEDY OF THE USER OR BUYER, AND THE EXCLUSIVE LIABILITY OF SYNGENTA AND SELLER FOR ANY AND ALL CLAIMS, LOSSES, INJURIES OR DAMAGES (INCLUDING CLAIMS BASED ON BREACH OF WARRANTY, CONTRACT, NEGLIGENCE, TORT, STRICT LIABILITY OR OTHERWISE) RESULTING FROM THE USE OR HANDLING OF THIS PRODUCT, SHALL BE THE RETURN OF THE PURCHASE PRICE OF THE PRODUCT OR, AT THE ELECTION OF SYNGENTA OR SELLER, THE REPLACEMENT OF THE PRODUCT.**

SYNGENTA and Seller offer this product, and Buyer and User accept it, subject to the foregoing Conditions of Sale and Limitation of Warranty and Liability, which may not be modified except by written agreement signed by a duly authorized representative of SYNGENTA.

DIRECTIONS FOR USE

It is a violation of Federal law to use this product in a manner inconsistent with its labeling.

FAILURE TO FOLLOW THE DIRECTIONS FOR USE AND PRECAUTIONS ON THIS LABEL MAY RESULT IN PLANT INJURY OR POOR DISEASE CONTROL.

Do not apply this product in a way that will contact workers or other persons, either directly or through drift. Only protected handlers may be in the area during application. For any requirements specific to your State or Tribe, consult the agency responsible for pesticide regulation.

AGRICULTURAL USE REQUIREMENTS

Use this product only in accordance with its labeling and with the Worker Protection Standard, 40 CFR part 170. This Standard contains requirements for the protection of agricultural workers on farms, forests, nurseries, and greenhouses, and handlers of agricultural pesticides. It contains requirements for training, decontamination, notification, and emergency assistance. It also contains specific instructions and exceptions pertaining to the statements on this label about personal protective equipment (PPE) and restricted-entry interval. The requirements in this box only apply to uses of this product that are covered by the Worker Protection Standard.

The restricted entry interval (REI) is 0 hours.

NON-AGRICULTURAL USE REQUIREMENTS

The requirements in this box apply to uses of this product that are NOT within the scope of the Worker Protection Standard for agricultural pesticides (40 CFR Part 170). The WPS applies when this product is used to produce agricultural plants on farms, forests, nurseries, or greenhouses

The restricted entry interval (REI) is 0 hours.

GENERAL INFORMATION

Arbotect 20-S is a systemic fungicide for use as a flare root injection for prevention of Dutch elm disease (*Ophiostoma ulmi* and *O. novo-ulmi*) on elms (*Ulmus* spp.), treatment of sycamore anthracnose (*Apiognomonia platani*) on sycamores and London plane trees (*Platanus* spp.), and oak anthracnose on oak trees. It is recommended that Arbotect 20-S be administered by trained arborists or others trained in injection techniques and in the identification of diseases.

Correct Location for Injector Placement

The flare root area is the transitional zone between the trunk and the root system. Uptake and distribution of Arbotect 20-S is more effective when injections are made into the flare roots. In addition, wounds created in the flare root area close more rapidly in comparison to wounds above the flare root area.

Tree Preparation

1. Heavy, thick, or loose outer bark may be carefully shaved to form a smoother injection point and to ensure the operator that the drill hole penetrates through the bark to the xylem.
2. If the flare roots are not clearly exposed, carefully remove enough soil from the base of the tree to uncover the top of the flare roots. Brush away loose soil.
3. Drill holes through the bark, into the sapwood using a clean, sharp drill bit (high-helix or brad-point bits are recommended). For best results, change drill bits every 5-10 trees. Drill hole diameter should be adequate to allow insertion of injection tees and formation of an airtight contact between active xylem and the delivery point of the injection tees. Generally, the drill hole should not exceed 1/2 inch in diameter.

Drill hole depth should be adequate to deliver the product into active xylem tissue. Generally, one inch depth is appropriate. Drill perpendicular to the surface of the root flare.

Place injectors 3-6 inches apart around the base of the tree. Do not drill in the valleys between the flare roots or into cankered areas. Drill above these areas into the trunk, then continue into sound sapwood on the flares.

4. Insert into the drilled holes the injection ports ("tees"), which are connected to the plastic tubing. Insert the tees by hand and lightly tap with a small hammer to set in the hole. Do not push the tees past the current year's xylem.

- 5. Do not dilute Arbotect 20-S with highly alkaline water as a precipitate may form. For hard water or water with high pH, use a deionizer tank or pH stabilizer (for example, muriatic acid) to keep Arbotect 20-S in solution.

Tree Measurement

Measure the diameter of the tree using a tree diameter-tape (D-tape) at 4½ feet above the ground. This is the diameter at breast height (DBH). If only a regular tape is available, measure the tree circumference and divide that number by 3.14 to obtain the diameter.

Injection

For best results, use a pressurized system that holds constant pressure at 15-20 psi. Pull out two tees, on opposite sides of the tee, and bleed the air out of the harness. When all air bubbles have been removed, insert the two tees, adjust the pressure to 15-20 psi, and check for leaks. Do not add the Arbotect 20-S until the system is running.

After the injection is complete, remove injection tees and leave drill holes unplugged. A water flush to cleanse the hole may assist with wound closure. Soil should be replaced around the root flares. It is not necessary to treat the drill holes with wound paint or other sealing compounds.

The injection system described is meant as an example; please refer to manufacturer's instructions when using other types of tree injection systems.

APPLICATION PROCEDURES

Elm Trees – 1-Year Growing Season Treatment – Aids in the Control of Dutch Elm Disease

Preventive Treatment – For each 5 inches of trunk diameter, inject 1 fl. oz. of Arbotect 20-S in 40 fl. oz. (1¼ qts.) of water to 2 fl. oz. of Arbotect 20-S in 80 fl. oz. (2½ qts.) of water. Use the higher levels of Arbotect 20-S under high disease pressure situations.

Preventive applications should be made when leaves approach full size, usually in late May or June.

Therapeutic Treatment – For each 5 inches of trunk diameter, inject 2 fl. oz. of Arbotect 20-S in 80 fl. oz. (2½ qts.) of water to 4 fl. oz. of Arbotect 20-S in 160 fl. oz. of water. Use the higher levels of Arbotect 20-S under high disease pressure situations.

Therapeutic applications should be made as soon as the current year infections are seen, usually in late June through August.

For optimum disease control, preventive treatment is recommended. When a tree shows more than 5% crown symptoms, treatment may not be effective. Treatment should be used in conjunction with an insect control and sanitation program (pruning of diseased limbs) in order to obtain best results. Trees that are 5 inches or less in diameter at chest height should not be treated.

Place injection sites as near to ground level as possible at 3 to 10-inch intervals around the trunk with a maximum hole diameter of 1/2 inch using a minimum of 3 or 4 equally spaced injection points per tree.

Elm Trees – 3-Year Growing Season Treatment – For Preventive Treatment of Dutch Elm Disease

Inject 12 fl. oz. of Arbotect 20-S for each 5 inches of trunk diameter. Dilute each 2.0 fl. oz. of Arbotect 20-S with 1 gal. of water. Inject into any exposed root flares, below ground, once every three years. Place injection sites into root flares at 3-10 inch intervals around the tree with a maximum hole diameter of 1/4 inch. Where needed, the root flares will need to be exposed through soil excavation. Trees treated into trunk wood will not be as effectively protected. A typical tree will require 1.3 injection sites per diameter inch. For best results, injections should be made after the tree is fully leafed and the seeds have dropped, through late summer or early fall.

- Do not use this treatment if trees are less than 10 inches in diameter.
- If pressure injection is to be used, do not exceed 30 psi.
- Do not dilute Arbotect 20-S with highly alkaline water as a precipitate may form. Pre-test your water source by mixing a small amount of Arbotect 20-S with water. If the solution turns white, use different water.

Retreatment

Arbotect 20-S will provide three growing seasons of protection in most situations. However, protection in the third year after treatment will be slightly less than the first two years. In high disease pressure situations and for trees over 30 inches in diameter, retreatment may need to be considered during the third growing season after the tree was initially treated.

Therapeutic Treatment of Elms

Before treating a diseased elm with Arbotect 20-S, it is important to first isolate the disease from the tree using tracing techniques or limb removal. Injecting an elm tree that has the Dutch elm disease fungus actively growing will result in the failure of the treatment.

Sycamore Trees and London Plane Trees – 3-Year Growing Season Treatment – Aids in the Control of Sycamore Anthracnose

For each 5 inches of trunk diameter, inject 8 fl. oz. of Arbotect 20-S. (One part Arbotect 20-S should be diluted with between 20 and 40 parts of water). For large trees over 30 inches in diameter, inject up to 12 fl. oz. of Arbotect 20-S per 5 inches of trunk diameter.

For best results, injections should be made after the tree is fully leafed (post infection) through late summer or early fall. Treatments will aid in the control of sycamore anthracnose for up to three growing seasons. Trees over 50 inches diameter may need two consecutive treatments one year apart to obtain the desired level of protection.

Place injection sites at 3-10 inch intervals around the root flares. Trees treated into trunk wood will not be as effectively protected. Use a maximum hole diameter of 1/4 inch using a minimum of 3 or 4 equally spaced injection points per tree. A typical tree will require 1.3 injection sites per diameter inch. It is important that injection sites be placed in root flares at or below ground level.

- Trees that are 5 inches or less in diameter at chest height should not be treated.
- If pressure injection is to be used, do not exceed 30 psi.
- Do not dilute Arbotect 20-S with highly alkaline water as a precipitate may form. Pre-test your water source by mixing a small amount of Arbotect 20-S with water. If the solution turns white, use different water.

Oak Trees – Aid in the Control of Oak Anthracnose

For each 5 inches of trunk diameter, inject 8 fl. oz. of Arbotect 20-S. (One part Arbotect 20-S should be diluted with between 20 and 40 parts of water.) For large trees over 30 inches diameter, inject up to 12 fl. oz. of Arbotect 20-S per 5 inches of trunk diameter. For best results, make treatments after the tree is fully leafed (post infection) through late summer or early fall.

Place injection sites at 3-10 inch intervals around the root flares. Trees treated into trunk wood will not be as effectively protected. Use a maximum hold diameter of 1/4 inch using a minimum of 3 or 4 equally spaced injection points per tree. A typical tree will require 1.3 injection sites per diameter inch. It is important that injection sites be placed in root flares at or below ground level.

- Trees that are 5 inches or less in diameter at chest height should not be treated.
- If pressure injection is to be used, do not exceed 30 psi.
- Do not dilute Arbotect 20-S with highly alkaline water as a precipitate may form. Pre-test your water source by mixing a small amount of Arbotect 20-S with water. If the solution turns white, use different water.

STORAGE AND DISPOSAL

Do not contaminate water, food, or feed by storage or disposal. Open dumping is prohibited.

Pesticide Storage

Store in original containers only. Keep container closed when not in use. Do not store near food or feed.

Pesticide Disposal

Pesticide, spray mixture, or rinsate that cannot be used according to label instructions must be disposed of according to federal, state, or local procedures under the Resource Conservation and Recovery Act.

Container Disposal Handling

Non-refillable container. Do not reuse or refill this container. Offer for recycling if available. Triple rinse container (or equivalent) promptly after emptying. Triple rinse as follows: Empty the remaining contents into application equipment or a mix tank and drain for 10 seconds after the flow begins to drip. Fill the container 1/4 full with water and recap. Shake for 10 seconds. Pour rinsate into application equipment or a mix tank or store rinsate for later use and disposal. Drain for 10 seconds after the flow begins to drip. Repeat this procedure two more times. Then offer for recycling if available or, then puncture and dispose of in a sanitary landfill, or by incineration, or, if alternatives allowed by state and local authorities, by burning. If burned, stay out of smoke.

For minor spills, leaks, etc., follow all precautions indicated on this label and clean up immediately. Take special care to avoid contamination of equipment and facilities during cleanup procedures and disposal of wastes. In the event of a major spill, fire, or other emergency, call 1-800-888-8372, day or night.

15/19


Arbotect®, the Syngenta logo, and the CP FRAME  are trademarks of a Syngenta Group Company

©200_ Syngenta

For non-emergency (e.g., current product information), call
Syngenta Crop Protection at 1-800-334-9481.

Manufactured for:
Syngenta Crop Protection, Inc.
P. O. Box 18300
Greensboro, North Carolina 27419-8300
www.syngenta-us.com

SCP 892



(Base Label)

**Arbotect® 20-S
Fungicide**

For Dutch Elm Disease, Sycamore Anthracnose, and Oak Anthracnose

Active Ingredient:

Thiabendazole Hypophosphite (CAS No.28558-32-9)..... 26.6%
(equivalent to 20% Thiabendazole)

Other Ingredients: 73.4%

Total: 100.0%

KEEP OUT OF REACH OF CHILDREN.

CAUTION


See additional precautionary statements and directions for use inside booklet.

EPA Reg. No. 100-892

EPA Est.

Product of India
Formulated in the USA

1 gallon
Net Contents



Precautionary Statements

Hazards to Humans and Domestic Animals

CAUTION

Harmful if swallowed. Harmful if inhaled. Avoid breathing spray mist. May irritate skin. Avoid contact with skin or eyes.

FIRST AID	
If swallowed	<ul style="list-style-type: none"> • Call a poison control center or doctor immediately for treatment advice. • Do not give any liquid to the person. • Do not induce vomiting unless told to do so by the poison control center or doctor. • Do not give anything by mouth to an unconscious person.
If Inhaled	<ul style="list-style-type: none"> • Move person to fresh air. • If person is not breathing, call 911 or an ambulance, then give artificial respiration, preferably mouth to mouth, if possible. • Call a poison control center or doctor for further treatment advice.
If on skin or clothing	<ul style="list-style-type: none"> • Take off contaminated clothing. • Rinse skin immediately with plenty of water for 15-20 minutes. • Call a poison control center or doctor for treatment advice.
If in eyes	<ul style="list-style-type: none"> • Hold eye open and rinse slowly and gently with water for 15-20 minutes. • Remove contact lenses, if present, after the first 5 minutes, then continue rinsing eye. • Call a poison control center or doctor for treatment advice.
Have the product container or label with you when calling a poison control center or doctor or going for treatment.	
<p align="center">HOT LINE NUMBER</p> <p align="center">For 24 Hour Medical Emergency Assistance (Human or Animal) or Chemical Emergency Assistance (Spill, Leak, Fire, or Accident), Call 1-800-888-8372</p>	

Environmental Hazards

Do not apply directly to water, or to areas where surface water is present, or to intertidal areas below the mean high water mark. Do not contaminate water by cleaning of equipment or disposal of wastes.

STORAGE AND DISPOSAL

Do not contaminate water, food, or feed by storage or disposal. Open dumping is prohibited.

Pesticide Storage

Store in original containers only. Keep container closed when not in use. Do not store near food or feed.

Pesticide Disposal

Pesticide, spray mixture, or rinsate that cannot be used according to label instructions must be disposed of according to federal, state, or local procedures under the Resource Conservation and Recovery Act.

Container Disposal Handling

Non-refillable container. Do not reuse or refill this container. Offer for recycling if available. Triple rinse container (or equivalent) promptly after emptying. Triple rinse as follows: Empty the remaining contents into application equipment or a mix tank and drain for 10 seconds after the flow begins to drip. Fill the container 1/4 full with water and recap. Shake for 10 seconds. Pour rinsate into application equipment or a mix tank or store rinsate for later use and disposal. Drain for 10 seconds after the flow begins to drip. Repeat this procedure two more times. Then offer for recycling if available or, then puncture and dispose of in a sanitary landfill, or by incineration, or alternatives if allowed by state and local authorities, by burning. If burned, stay out of smoke.

For minor spills, leaks, etc., follow all precautions indicated on this label and clean up immediately. Take special care to avoid contamination of equipment and facilities during cleanup procedures and disposal of wastes. In the event of a major spill, fire, or other emergency, call 1-800-888-8372, day or night.

Arbotect® and the Syngenta logo are trademarks of a Syngenta Group Company

©200_ Syngenta

Manufactured for:
Syngenta Crop Protection, Inc.
P. O. Box 18300

Greensboro, North Carolina 27419-8300
www.syngenta-us.com

Arbotect 20-S 892 Master PRN2007-4 NOTIF-AUG2009-pl-8/5/09

