

100-889

06-09-2010

1
19



UNITED STATES ENVIRONMENTAL PROTECTION AGENCY
WASHINGTON, D.C. 20460

OFFICE OF CHEMICAL SAFETY
AND POLLUTION PREVENTION

Ms. Betty Brame
Product Registration
Syngenta Crop Protection, Inc.
P.O. Box 18300
Greensboro, NC 27419

JUN - 9 2010

SUBJECT: Application for Pesticide Notification (PRN 98-10)
Request Alternate Brand Name "Alumni™"
EPA Reg. No. 100-889
Application Dated May 14, 2010

Dear Registrant:

The Agency is in receipt of your Application for Pesticide Notification under Pesticide Registration Notice (PRN) 98-10 dated 05/14/10 for the above product. The Registration Division (RD) has conducted a review of this request for its applicability under PRN 98-10 and finds that the action(s) requested fall within the scope of PRN 98-10. The label submitted with the application has been stamped "Notification" received but not reviewed and will be placed in our records.


If you have any questions, please call me directly at 703-305-6249 or Owen F. Beeder of my staff at 703-308-8899.

Sincerely,

A handwritten signature in cursive script that reads "Linda Arrington".

Linda Arrington
Notifications & Minor Formulations Team Leader
Registration Division (7505P)
Office of Pesticide Programs

Please read instructions on reverse before completing form.

 United States Environmental Protection Agency Washington, DC 20460	<input type="checkbox"/> Registration <input type="checkbox"/> Amendment <input checked="" type="checkbox"/> Other	OPP Identifier Number
-----------------------------------------------------------------------------------------------------------------------------------------------------------------------------	--------------------------------------------------------------------------------------------------------------------------	-----------------------

Application for Pesticide - Section I

1. Company/Product Number 100-889	2. EPA Product Manager Mr. Tony Kish	3. Proposed Classification <input type="checkbox"/> None <input type="checkbox"/> Restricted
4. Company/Product (Name) Mertect 340-F®	PM# 22	
5. Name and Address of Applicant (Include ZIP Code) Syngenta Crop Protection, Inc. P. O. Box 18300 Greensboro, NC 27419 <input type="checkbox"/> Check if this is a new address	6. Expedited Review. In accordance with FIFRA Section 3(c)(3) (b)(i), my product is similar or identical in composition and labeling to: EPA Reg. No. _____ Product Name _____	

Section - II

<input type="checkbox"/> Amendment - Explain below.	<input type="checkbox"/> Final printed labels in response to Agency letter dated _____	NOTIFICATION JUN - 9 2010
<input type="checkbox"/> Resubmission in response to Agency letter dated _____	<input type="checkbox"/> "Me Too" Application.	
<input checked="" type="checkbox"/> Notification - Explain below.	<input type="checkbox"/> Other - Explain below.	

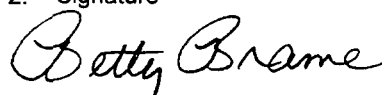
Explanation: Use additional page(s) if necessary. (For Section I and Section II.).

Syngenta Crop Protection, Inc. is submitting Notification of an alternate brand name for Mertect 340-F Fungicide, EPA Reg. No. 100-889. The alternate brand name for Mertect 340-F will be Alumni™. Enclosed is one copy of the label with the alternate brand name highlighted, a clean label copy, a CD of the label with the alternate brand name for electronic comparison, a Certificate With Respect to Label Integrity form, and EPA Form 8570-1.

Section - III

1. Material This Product Will Be Packaged In:				2. Type of Container	
Child-Resistant Packaging <input type="checkbox"/> Yes* <input checked="" type="checkbox"/> No	Unit Packaging <input type="checkbox"/> Yes <input checked="" type="checkbox"/> No	Water Soluble Packaging <input type="checkbox"/> Yes <input checked="" type="checkbox"/> No			
*Certification must be submitted		If "Yes" Unit Packaging wgt. No. per Container	If "Yes" Unit Packaging wgt. No. per container	<input type="checkbox"/> Metal <input checked="" type="checkbox"/> Plastic <input type="checkbox"/> Glass <input type="checkbox"/> Paper <input type="checkbox"/> Other (Specify) _____	
3. Location of Net Contents Information <input checked="" type="checkbox"/> Label <input type="checkbox"/> Container		4. Size(s) Retail Container 2.5 gallons, Bulk		5. Location of Label Directions <input checked="" type="checkbox"/> On Label <input type="checkbox"/> On Labeling accompanying product	
6. Manner in Which Label is Affixed to Product <input type="checkbox"/> Lithograph <input checked="" type="checkbox"/> Other _____ Pressure Sensitive <input type="checkbox"/> Paper glued <input type="checkbox"/> Stenciled					

Section - IV

1. Contact Point (Complete items directly below for identification of individual to be contacted, if necessary, to process this application.)		
Name Betty Brame	Title Regulatory Specialist II	Telephone No. (Include Area Code) 336-632-7466
I certify that the statements I have made on this form and all attachments thereto are true, accurate and complete. I acknowledge that any knowingly false or misleading statement may be punishable by fine or imprisonment or both under applicable law.		6. Date Application Received (Stamped)
2. Signature 	3. Title Regulatory Specialist II	
4. Typed Name Betty Brame	5. Date May 14, 2010	

Certification with Respect to Label Integrity

Version: 9/11/02

I certify that the information (including, but not limited to, text, tables, and graphics) contained in the electronic file identified below by file name and submitted with this certification is the same information as that on the paper copies of these documents included with this submission.

PROPOSED LABEL		
EPA Registration #	Date Submitted to EPA	
100-889	5/14/10	000100-00889.20100514.ALUMNI-NOTIF-0510.pdf

I certify that the statements that I have made on this form are true, accurate, and complete. I acknowledge that any knowingly false or misleading statements may be punishable by fine or imprisonment or both under applicable law.

Betty Brame

Signature

May 14, 2010

Date

Betty Brame

Name (typed)

Regulatory Specialist II

Title

Syngenta Crop Protection, Inc.
P.O. Box 18300
Greensboro, NC 27419-8300
www.syngenta.com

5/19



FEDERAL EXPRESS

May 14, 2010

Document Processing Desk (NOTIF)
Office of Pesticide Programs (H7504C)
U.S. Environmental Protection Agency
One Potomac Yard
2777 South Crystal Drive - Room S-4900
Arlington, VA 22202

Attention: Mr. Tony Kish, PM Team 22

Dear Mr. Kish:

SUBJECT: MERTECT® 340-F FUNGICIDE EPA REG. NO. 100-889 NOTIFICATION OF AN ALTERNATE BRAND NAME

Syngenta Crop Protection, Inc. is submitting Notification of an alternate brand name for Mertect 340-F Fungicide, EPA Reg. No. 100-889. The alternate brand name for Mertect 340-F will be Alumni™. Enclosed is one copy of the label with the alternate brand name highlighted, a clean label copy, a CD of the label with the alternate brand name for electronic comparison, a Certificate With Respect to Label Integrity form, and EPA Form 8570-1.

If you have any questions, please contact me at 336-632-7466.

Respectfully submitted,

Betty Brame
Regulatory Specialist II

Enclosures

cc: T. Cox

5
19

[MASTER BOOKLET]

Alumni™

Fungicide

Flowable (Water-Dispersible Suspension)

NOTIFICATION

JUN - 9 2010

Active Ingredient:

Thiabendazole: 2-(4-thiazoly)benzimidazole* 42.3%

Other Ingredients: 57.7%

Total: 100.0%

*4.1 lbs. active ingredient/gallon

KEEP OUT OF REACH OF CHILDREN.

CAUTION

See additional precautionary statements and directions for use inside booklet.

EPA Reg. No. 100-889

EPA Est.

Product of
Formulated in

2.5 gallons
_____ gallons
Net Contents

FIRST AID	
If Inhaled:	<ul style="list-style-type: none"> • Move person to fresh air. • If person is not breathing, call 911 or ambulance, then give artificial respiration, preferably mouth-to-mouth, if possible. • Call a poison control center or doctor for further treatment advice.
<p>Have the product container or label with you when calling a poison control center or doctor, or going for treatment. You may also contact 1-800-888-8372 for emergency medical treatment information.</p>	
<p>HOT LINE NUMBER For 24 Hour Medical Emergency Assistance (Human or Animal) or Chemical Emergency Assistance (Spill, Leak, Fire, or Accident), Call 1-800-888-8372</p>	

PRECAUTIONARY STATEMENTS

Hazards to Humans and Domestic Animals

CAUTION

Harmful if inhaled. Avoid breathing spray mist.

Personal Protective Equipment (PPE)

Mixers, loaders, applicators and other handlers must wear:

- Long-sleeved shirt
- Long pants
- Shoes plus socks

In addition to the above, handlers making application to mushroom houses using hand held sprayers must wear chemical resistant gloves.

Follow manufacturer's instructions for cleaning/maintaining PPE. If no such instructions for washables exist, use detergent and hot water. Keep and wash PPE separately from other laundry.

User Safety Recommendations

Users should:

- Wash hands before eating, drinking, chewing gum, using tobacco, or using the toilet.
- Remove clothing/PPE immediately if pesticides get inside. Then wash thoroughly and put on clean clothing.
- Remove PPE immediately after handling this product. Wash the outside of gloves before removing. As soon as possible, wash thoroughly and change into clean clothing.

Environmental Hazards

This pesticide is toxic to fish. Do not apply when weather conditions favor runoff or drift from the target area. Do not apply directly to water, to areas where surface water is present, or to intertidal areas below the mean high water mark. Do not contaminate water by cleaning of equipment or disposal of waste.

For minor spills, leaks, etc., follow all precautions indicated on this label and clean up immediately. Take special care to avoid contamination of equipment and facilities during clean-up procedures and disposal of wastes.

NOT FOR USE IN FORMULATING AGRICULTURAL PESTICIDES.

CONDITIONS OF SALE AND LIMITATION OF WARRANTY AND LIABILITY

NOTICE: Read the entire Directions for Use and Conditions of Sale and Limitation of Warranty and Liability before buying or using this product. If the terms are not acceptable, return the product at once, unopened, and the purchase price will be refunded.

The Directions for Use of this product must be followed carefully. It is impossible to eliminate all risks inherently associated with the use of this product. Crop injury, ineffectiveness or other unintended consequences may result because of such factors as manner of use or application, weather or crop conditions, presence of other materials or other influencing factors in the use of the product, which are beyond the control of SYNGENTA CROP PROTECTION, Inc. or Seller. To the extent permitted by applicable law, Buyer and User agree to hold SYNGENTA and Seller harmless for any claims relating to such factors.

SYNGENTA warrants that this product conforms to the chemical description on the label and is reasonably fit for the purposes stated in the Directions for Use, subject to the inherent risks referred to above, when used in accordance with directions under normal use conditions. To the extent permitted by applicable law: (1) this warranty does not extend to the use of the product contrary to label instructions or under conditions not reasonably foreseeable to or beyond the control of Seller or SYNGENTA, and, (2) Buyer and User assume the risk of any such use. **TO THE EXTENT PERMITTED BY APPLICABLE LAW, SYNGENTA MAKES NO WARRANTIES OF MERCHANTABILITY OR OF FITNESS FOR A PARTICULAR PURPOSE NOR ANY OTHER EXPRESS OR IMPLIED WARRANTY EXCEPT AS WARRANTED BY THIS LABEL.**

To the extent permitted by applicable law, in no event shall SYNGENTA be liable for any incidental, consequential or special damages resulting from the use or handling of this product. **TO THE EXTENT PERMITTED BY APPLICABLE LAW, THE EXCLUSIVE REMEDY OF THE USER OR BUYER, AND THE EXCLUSIVE LIABILITY OF SYNGENTA AND SELLER FOR ANY AND ALL CLAIMS, LOSSES, INJURIES OR DAMAGES (INCLUDING CLAIMS BASED ON BREACH OF WARRANTY, CONTRACT, NEGLIGENCE, TORT, STRICT LIABILITY OR OTHERWISE) RESULTING FROM THE USE OR HANDLING OF THIS PRODUCT, SHALL BE THE RETURN OF THE PURCHASE PRICE OF THE PRODUCT OR, AT THE ELECTION OF SYNGENTA OR SELLER, THE REPLACEMENT OF THE PRODUCT.**

SYNGENTA and Seller offer this product, and Buyer and User accept it, subject to the foregoing Conditions of Sale and Limitation of Warranty and Liability, which may not be modified except by written agreement signed by a duly authorized representative of SYNGENTA.

DIRECTIONS FOR USE

It is a violation of federal law to use this product in a manner inconsistent with its labeling.

Do not apply this product in a way that will contact workers or other persons, either directly or through drift. Only protected handlers may be in the area during application. For any requirements specific to your State or Tribe, consult the agency responsible for pesticide regulation.

Manual seed treatments are prohibited.

AGRICULTURAL USE REQUIREMENTS

Use this product only in accordance with its labeling and with the Worker Protection Standard, 40 CFR part 170. This Standard contains requirements for the protection of agricultural workers on farms, forests, nurseries, and greenhouses, and handlers of agricultural pesticides. It contains requirements for training, decontamination, notification, and emergency assistance. It also contains specific instructions and exceptions pertaining to the statements on this label about personal protective equipment (PPE) and restricted-entry interval. The requirements in this box only apply to uses of this product that are covered by the Worker Protection Standard.

Do not enter or allow worker entry into treated areas during the restricted-entry interval (REI) of 12 hours.

PPE required for early entry to treated areas that is permitted under the Worker Protection Standard and that involves contact with anything that has been treated, such as plants, soil, or water is:

- Coveralls
- Chemical-resistant gloves made of any waterproof material
- Shoes plus socks

FAILURE TO FOLLOW THE DIRECTIONS FOR USE AND PRECAUTIONS ON THIS LABEL MAY RESULT IN CROP INJURY, POOR DISEASE CONTROL, AND/OR ILLEGAL RESIDUES.

GENERAL INFORMATION

Alumni is a systemic fungicide which aids in the control of many important plant diseases. If treatment is not effective following use of Alumni as recommended, a tolerant strain of fungus may be present. Consideration should be given to prompt use of other suitable non-benzimidazole fungicides. Alumni is not for use in formulating agricultural products.

CROP USE DIRECTIONS

GENERAL – SHAKE OR STIR WELL BEFORE USE.

Clean equipment before using Alumni. **When Alumni is dispersed in water, the resulting suspension must be constantly agitated.** Avoid foaming.

Use the higher recommended rates under conditions of heavier disease pressure.

Compatibility information for Alumni with other chemicals is limited. Consult your supplier or agricultural experiment station for specific recommendations.

Do not apply this product through any type of irrigation system.

Carrots – *Botrytis Cinerea* Gray Mold and *Sclerotinia sclerotiorum* (Sclerotinia Rot): Dip carrots, before storage, for 5-10 seconds in a suspension containing 41 fl. oz. of Alumni per 100 gals. of water. Replenish the suspension when the volume is too low or when it becomes dirty.

The runoff and wastes from the dipping operation should not be discarded in a drainage which could contaminate public water systems.

Citrus (One Application Only) – Blue mold (*Penicillium digitatum*), Green mold (*Penicillium italicum*), and stem end rot (*Diplodia natalensis*): Dip, flood, or spray harvested fruit with a suspension of Alumni in water, wax/oil emulsion, or aqueous dilution of a wax/oil emulsion. Rate will vary according to application method; please refer to the following for specific rates for citrus blue mold control.

Citrus Bin Dips, Floods and Drenches

Use 26 fl. oz. of Alumni in 100 gal of water to provide 1000 ppm TBZ. Citrus must be drenched for three (3) minutes. Use one (1) gallon of liquid per 1500-2000 lbs citrus or 100 gallons of liquid for about 30 bins. Avoid excessive foaming, use antifoam if needed.

Citrus Sprays

Use 52-91 fl. oz. Alumni in 100 gal of water, wax/oil emulsions, or an aqueous dilution of wax/oil emulsion to provide 2000-3500 ppm of TBZ. Keep the mixture under constant agitation. Apply at a rate of one gallon per 8,000-10,000 pounds citrus fruit.

For sporulation control, apply 130 fl. oz of Alumni in 100 gal of water, wax/oil emulsion, or aqueous dilution of a wax/oil emulsion to provide 5000 ppm. Apply at a rate of one gallon per 8,000 – 10,000 lbs citrus fruit.

Mushrooms (*Agaricus* spp.) – Dry Bubble (*Verticillium fungicola*), Wet Bubble (*Mycogone pernicioso*), Cobweb (*Dactylium dendroides*) and Green Mold (*Trichoderma* spp.):

Addition to mushroom supplements – To a finished batch of mushroom supplement, add up to 0.1% active ingredient (by weight) of Alumni.

Applying to mushrooms - Alumni should be applied as a drench during normal watering operations. Apply at spawning, casting, and between breaks. Up to 8 fl. oz./1,000 sq. ft. can be applied at casting while a maximum of 4 fl. oz./1,000 sq. ft. can be applied at the other timings. Do not apply more than 20 fl. oz./1,000 sq. ft. of Alumni per crop unless a supplement containing Alumni has been used. If the supplement contains thiabendazole, refer to table below for maximum amount that can be applied to a crop. Do not apply within 12 hours prior to harvest.

Lbs supplement* per 8,000 sq. ft.	Maximum amount of Alumni per 1,000 sq. ft. per crop (fl. oz.)
800	17
1200	15
1400	14.5
1800	13
2200	11
2400	9

*Assumes at maximum rate of 0.1% thiabendazole

Note: If you are unsure if the mushroom supplement that you are using contains thiabendazole, contact the manufacturer of the mushroom supplement.

Ornamental Bulbs and Corms (One Application Only) – *Fusarium* Basal Rot and *Penicillium* Blue Mold: Clean and treat bulbs or corm within 24-48 hours of digging. Prepare suspension of 30 fl. oz. of Alumni per 100 gals. of water. Submerge stock completely in dipping suspension. Suspension temperature should be 55-75°F (13-24°C). Discard suspension (1) when it becomes dirty, (2) after using five times, or (3) after 24 hours, whichever occurs first.

Fusarium (Bulbs and Corms): Dip bulbs 15-30 minutes, corms 15 minutes.

Blue Mold (Bulbs): Dip 10-15 minutes.

After treatment, dry bulbs or corms in a shaded, well-ventilated area. Curing or retarding may precede or follow treatment.

Potato – Fusarium Tuber Rot: Mist unwashed tubers on a conveyor line, with tumbling action, entering storage with 0.42 fl. oz. of Alumni to each 2,000 lbs. of tubers in sufficient water for complete coverage. If an additional treatment is necessary before shipping, mist the tubers at the same rate or dip the tubers for 20 seconds in a solution containing 0.42 fl. oz. of Alumni per gallon of water. Do not treat seed potatoes after cutting.

Alumni for potatoes should be used as part of an Integrated Management Program, which includes prevention of bruising during harvest and maintaining proper storage temperature and relative humidity. Neither cultural practices nor chemical measures will prevent *Fusarium* infection if potatoes are damaged or improperly stored.

Pome Fruit (Apples and Pears) – Blue Mold Rot, Bull’s Eye Rot, and Gray Mold (Nest Rot, Cluster Rot), Stem End and Neck Rot: Dip, flood, or spray harvested fruit with a suspension of 16 fl. oz. of Alumni in 100 gals. of water. Do not treat for over 3 minutes. Treat apples only before and after storage for maximum decay control. Treat pears only once.

Sweet Potato (One Application Only) “Seed Roots” – Black Rot, Scurf, and Foot Rot: Dip the seed roots in a suspension containing 8 fl. oz. of Alumni per 7.5 gals. of water (107 fl. oz. per 100 gals.). Treat the seed roots for 1-2 minutes and plant immediately. Discard the suspension when the volume is too low or when it becomes dirty. Do not use the treated roots for food or feed.

SEED TREATMENT

Treatment of highly mechanically scarred or damaged seed, or seed known to be of low vigor and poor quality, except for the purpose of curative control of existing disease pests, may result in reduced germination and/or reduction of seed and seedling vigor. Treat using equipment similar to that planned for treating the total seed lot. Conduct germination tests on a small portion of seed before committing the total seed lot to a selected seed treatment. Due to seed quality and seed storage conditions beyond the control of Syngenta, no claims are made to guarantee the germination of carry-over seed or propagating material for all crop seed.

Seed treatment with Alumni fungicide will not provide post-emergence protection of plants grown in or near infected fields.

Mixing Procedures

Apply Alumni as a water-based slurry utilizing standard slurry seed treatment equipment which provides uniform seed coverage. Uneven or incomplete seed coverage may not give the desired level of disease control. Thoroughly mix the recommended amount of Alumni into the required amount of water for the slurry treater and dilution rate to be used. Follow the manufacturer application instructions for the seed treatment equipment being used. Maintain constant agitation of the slurry during the treatment. Allow seed to dry before bagging.

Federal law requires that bags containing treated seed shall be labeled with the following information: "This seed has been treated with thiabendazole fungicide. Do not use for feed, food, or oil purposes. Store away from feed and foodstuffs. Use an EPA-approved dye or colorant that imparts an unnatural color to the seed."

Mixing with other pesticides is limited to adequate physical compatibility and satisfactory phytotox test results.

Soybean (One Application Only): Alumni is recommended for protection against pod and stem blight (*Phomopsis* spp.) on soybean seed to improve germination and early season seedling health. For protection against other seed and soil-borne diseases, it is recommended that a co-fungicide such as Syngenta Apron® XL LS + Maxim® 4FS, or an ApronMAXX® brand fungicide, be used at EPA registered label rates and tank mixed in combination with Alumni. Consult the label for appropriate use rates and follow all use instructions for the products. Utilized as a seed treatment for protection against seed borne and early season seedling pod and stem blight on soybean: Apply Alumni at the rate of 0.08 to 0.16 fl. oz. per 100 lbs. of seed.

Peas (Dry)

Chickpea (garbanzo beans)
(*Cicer arietinum*)

Lentil
(*Lens esculenta*)

Peas
(*Pisum* spp.)

Pigeon peas
(*Cajanus cajan*)

Alumni fungicide is used to effectively suppress seed borne *Ascochyta* blight caused by the pathogen *Ascochyta rabiei*. Alumni seed treatment must also be used to minimize the threat of highly infectious and limit spread of residue-borne and wind-borne infection of chickpeas and lentil crops by *Ascochyta* blight.

Chickpea Seed Treatment: For slurry solutions in water, mix 2.04 fluid oz of Alumni fungicide in an equal amount of water (1:1) to provide adequate coverage and apply to 100 lbs. of seed. Keep dispersion under constant agitation. It is essential that thorough coverage of seed be obtained.

Lentil Seed Treatment: For slurry solutions in water, mix 1.05 fluid oz of Alumni fungicide in an equal amount of water (1:1) to provide adequate coverage and apply to 100 lbs. of seed. Keep dispersion under constant agitation. It is essential that thorough coverage of seed be obtained.

Peas Seed Treatment: For a ready mix or slurry treaters, mix 1.02 fluid oz of Alumni fungicide in adequate water to provide complete coverage and apply to 100 lbs. of seed. Keep dispersion under constant agitation. It is essential that thorough coverage of seed be obtained.

For Export Use on Peas: Alumni maybe mixed with other registered seed treatments products in accordance with the importing Nation's Phytosanitary requirements. Treated seed must be labeled "for Export Only"- Not to be Sold or Offered for Sale in the United States.

For best results against Ascochyta blight, plant chickpeas, peas or lentil seed treated with Alumni fungicide as late in the spring as possible.

Restrictions and Limitations

- Maximum one application per season.
- This product must not be tank mixed with any pesticide unless physical compatibility and phytotoxicity tests have been completed and proved to be satisfactory.
- Do not feed vines or hay grown from treated seed to livestock.

STORAGE AND DISPOSAL

Do not contaminate water, food, or feed by storage or disposal. Open dumping is prohibited.

Pesticide Storage

Store Alumni in a cool, dry place away from food, drink, and animal feeding stuffs. Do not store below 32°F (0°C). Repeated product freezing and thawing should be avoided. Shake or stir product before use.

Pesticide Disposal

Wastes resulting from the use of this product may be disposed of on site or at an approved waste disposal facility in accordance with Federal, State or local procedures under the Resource Conservation and Recovery Act.

Container Disposal

Non-refillable container. Do not reuse or refill this container. Offer for recycling if available.

Residue Removal [capacities equal to or less than 5 gallons]

Triple rinse container (or equivalent) promptly after emptying. Triple rinse as follows: empty the remaining contents into application equipment or a mix tank and drain for 10 seconds after the flow begins to drip. Fill the container ¼ full with water and recap. Shake for 10 seconds. Pour rinsate into application equipment or a mix tank or store rinsate for later use or disposal. Drain for 10 seconds after the flow begins to drip. Repeat this procedure two more times.

For Bulk and Minibulk Containers:

Residue Removal [capacities greater than 5 gallons]

Triple rinse as follows: Empty the remaining contents into application equipment or a mix tank. Fill the container ¼ full with water. Replace and tighten closures. Tip container on its side and roll it back and forth, ensuring at least one complete revolution, for 30 seconds. Stand the container on its end and tip it back and forth several times. Turn the container over onto its other end and tip it back and forth several times. Empty the rinsate into application equipment or a mix tank or store rinsate for later use or disposal. Repeat this procedure two more times.

Container Disposal


Refillable container. Refill this container with Alumni only. Do not reuse this container for any other purpose.

Residue Removal

Cleaning the container before final disposal is the responsibility of the person disposing of the container. Cleaning before refilling is the responsibility of the refiller.

Before refilling, inspect thoroughly for damage, such as cracks, punctures, bulges, dents, abrasions and damaged or worn threads on closure devices.

CONTAINER IS NOT SAFE FOR FOOD, FEED OR DRINKING WATER.

Alumni™, Apron®, ApronMAXX®, Maxim®, the Syngenta logo and the CP FRAME  are trademarks of a Syngenta Group Company

©201X Syngenta

For non-emergency (e.g., current product information), call
Syngenta Crop Protection at 1-800-334-9481.

Manufactured for:
Syngenta Crop Protection, Inc.
P.O. Box 18300
Greensboro, North Carolina 27419-8300

[CONTAINER LABEL]

Alumni™

Fungicide

Flowable (Water-Dispersible Suspension)

Active Ingredient:

Thiabendazole: 2-(4-thiazolyl)benzimidazole* 42.3%

Other Ingredients: 57.7%

Total: 100.0%

*4.1 lbs. active ingredient/gallon

KEEP OUT OF REACH OF CHILDREN.

CAUTION

See directions for use inside booklet.

AGRICULTURAL USE REQUIREMENTS

Use this product only in accordance with its labeling and with the Worker Protection Standard, 40 CFR part 170. Refer to supplemental labeling under "Agricultural Use Requirements" in the Directions for Use section for information about this standard.

EPA Reg. No. 100-889

EPA Est.

Product of
Formulated in

2.5 gallons
Net Contents

FIRST AID	
If Inhaled:	<ul style="list-style-type: none">• Move person to fresh air.• If person is not breathing, call 911 or ambulance, then give artificial respiration, preferably mouth-to-mouth, if possible.• Call a poison control center or doctor for further treatment advice.
Have the product container or label with you when calling a poison control center or doctor, or going for treatment. You may also contact 1-800-888-8372 for emergency medical treatment information.	
HOT LINE NUMBER For 24 Hour Medical Emergency Assistance (Human or Animal) or Chemical Emergency Assistance (Spill, Leak, Fire, or Accident), Call 1-800-888-8372	

PRECAUTIONARY STATEMENTS

Hazards to Humans and Domestic Animals**CAUTION**

Harmful if inhaled. Avoid breathing spray mist.

Environmental Hazards

This pesticide is toxic to fish. Do not apply when weather conditions favor runoff or drift from the target area. Do not apply directly to water, to areas where surface water is present, or to intertidal areas below the mean high water mark. Do not contaminate water by cleaning of equipment or disposal of waste.

For minor spills, leaks, etc., follow all precautions indicated on this label and clean up immediately. Take special care to avoid contamination of equipment and facilities during clean-up procedures and disposal of wastes.

NOT FOR USE IN FORMULATING AGRICULTURAL PESTICIDES.

STORAGE AND DISPOSAL

Do not contaminate water, food, or feed by storage or disposal. Open dumping is prohibited.

Pesticide Storage

Store Alumni in a cool, dry place away from food, drink, and animal feeding stuffs. Do not store below 32°F (0°C). Repeated product freezing and thawing should be avoided. Shake or stir product before use.

Pesticide Disposal

Wastes resulting from the use of this product may be disposed of on site or at an approved waste disposal facility in accordance with Federal, State or local procedures under the Resource Conservation and Recovery Act.

Container Disposal

Non-refillable container. Do not reuse or refill this container. Offer for recycling if available.

Residue Removal [capacities equal to or less than 5 gallons]

Triple rinse container (or equivalent) promptly after emptying. Triple rinse as follows: empty the remaining contents into application equipment or a mix tank and drain for 10 seconds after the flow begins to drip. Fill the container ¼ full with water and recap. Shake for 10 seconds. Pour rinsate into application equipment or a mix tank or store rinsate for later use or disposal. Drain for 10 seconds after the flow begins to drip. Repeat this procedure two more times.

Alumni™ and the Syngenta logo are trademarks of a Syngenta Group Company

©201X Syngenta

Manufactured for:
Syngenta Crop Protection, Inc.
P.O. Box 18300
Greensboro, North Carolina 27419-8300

ALUMNI 889 NOTIF 0510 – bb – 5-14-10

000100-00889.20100514.ALUMNI-NOTIF-0510.pdf