

Ms. Karen S. Stumpf
Novartis Crop Protection, Inc.
P.O. Box 18300
Greensboro, NC 27419-8300

APR 16 1998

Dear Ms. Stumpf:

Subject: Dual II MAGNUM[®] Herbicide
EPA Registration No. 100-818
Application and Letter Dated March 24, 1998, Request To Amend Registration by Revising Labeling: by Adding Appendix F: "Variable-Rate Application" To Table of Contents); Adding Common Waterhemp and Tall Waterhemp To List of Weeds Controlled; by adding a "Variable-Rate Application" Section "Variable-Rate Broadcast Ground Application for Corn and Soybeans"; by Amending the Special Application Procedures ("alone or with approved tank mix partners"); and by Amending Section K, Pod Crops - Dual II Alone, Fall Application and Spring Application; and by amending Appendix D: Center Pivot Irrigation Application; Addition of Colorado and Kansas for Use of Tank Mixture with Banvel Preemergence; Revised Agricultural Use Requirements Box, Specifying Chemical Resistant Gloves, such as Laminate or Viton (Rather than Waterproof Gloves); by Revising the Ingredient Statement in Compliance with PR Notices 97-5 and 97-6; and Revised Confidential Statement of Formula with Common Name in Conjunction with the Chemical Name

The proposed amendment to the Confidential Statements of Formula (CSF) submitted on EPA Form 8570-4 and dated March 24, 1998 has been reviewed and found acceptable. They have been placed in this Agency's files for the subject pesticide product registration.

The proposed subject label amendments have been reviewed and found acceptable as amendments to the registration of the subject pesticide product under the Federal Insecticide, Fungicide and Rodenticide Act (FIFRA) as amended, provided that you:

1. Revise the labeling as stated below:

- a. On page 12, the subject added words in the first sentence under "CA Only (Corn, Safflowers, Pod Crops: Preplant Incorporated:" that reads: "Broadcast Dual II "alone or with approved tank mix partners,"

to the "CONCURRENCES revised to say "tank mix partners listed on this label, or name the tank mix partners.

- b. On page 43, the new "Notes" ends with the phrase "depending on soil texture". Delete this phrase or describe when more or less could be used.

| | | | |
|---------|--|---|--|
| SYMBOL | | partners listed on this label, or name the tank mix | |
| SURNAME | | partners. | |
| DATE | | b. On page 43, the new "Notes" ends with the phrase "depending on soil texture". Delete this phrase | |

UNITED STATES ENVIRONMENTAL PROTECTION AGENCY

2786

-2-

2. Submit one (1) copy of the final printed labeling prior to shipping this pesticide product under the subject amended labeling

If these conditions are not complied with, the registration will be subject to cancellation in accordance with FIFRA, section 6(e). Your release for shipment of the pesticide product under the subject labeling constitutes your acceptance of these conditions.

A stamped copy of the proposed label is enclosed for your records.

Sincerely yours,

Joanne I. Miller
Product Manager (23)
Herbicide Branch
Registration Division (7505C)

Enclosure

Ewilson:Diskette:Metolachlor: 04-16-98

CONCURRENCES

| | | | | | | | |
|---------|--|--|-----|--|--|--|--|
| SYMBOL | | | -2- | | | | |
| SURNAME | | | | | | | |
| DATE | | | | | | | |

3 7 86

(Front Cover of Removable Booklet)

Dual II MAGNUM™

HERBICIDE

For weed control in corn, cotton, peanuts, pod crops, potatoes, safflowers, grain or forage sorghum, and soybeans

Active Ingredient:

S-Metolachlor (CAS #87392-12-9) 82.4%

Other Ingredients: 17.6%

Total: 100.0%

Dual II MAGNUM contains 7.64 lbs. of active ingredient per gallon.

2.5 GALLONS

U.S. Standard Measure

EPA Reg. No. 100-818

EPA Est. 11773-IA-01^w

EPA Est. 34704-MS-1^p

(Superscript is first letter of lot number on jug)

KEEP OUT OF REACH OF CHILDREN.

CAUTION

See additional precautionary statements and directions for use inside booklet.

NCP 818A

[GANNONC.LABELD-W/NDU2MAGE] - ccg - 3/18/98

ACCEPTED
with COMMENTS
In EPA Letter Dated

APR 16 1998

Under the Federal Insecticide,
Fungicide, and Rodenticide Act
as amended, for the pesticide
registered under EPA Reg. No.

100-818




TABLE OF CONTENTS

PAGE NO.

CONDITIONS OF SALE AND WARRANTY

DIRECTIONS FOR USE

AGRICULTURAL USE REQUIREMENTS

A. GENERAL INFORMATION

1. SOIL TEXTURES AND HERBICIDE RATES
2. MIXING INSTRUCTIONS
3. APPLICATION PROCEDURES

B. DUAL II MAGNUM APPLIED ALONE

1. WEEDS CONTROLLED
2. ROTATIONAL CROPS

C. CORN (ALL TYPES) – DUAL II MAGNUM ALONE

1. PREPLANT SURFACE-APPLIED
2. PREPLANT INCORPORATED OR PREEMERGENCE

D. CORN – DUAL II MAGNUM COMBINATIONS

CHART 1: DUAL II MAGNUM TANK MIXTURES FOR CORN –
ADDITIONAL WEEDS CONTROLLED AND SPECIAL
INSTRUCTIONS

1. TANK MIXTURE WITH AATREX® OR PRINCEP®, OR
AATREX + PRINCEP – PREPLANT SURFACE, PREPLANT
INCORPORATED, OR PREEMERGENCE
2. TANK MIXTURE WITH AATREX – POSTEMERGENCE
3. TANK MIXTURE WITH BLADEX® – PREPLANT
INCORPORATED OR PREEMERGENCE
4. TANK MIXTURE WITH AATREX + BLADEX – PREPLANT
INCORPORATED OR PREEMERGENCE
5. TANK MIXTURE WITH BANVEL®



5 9 86

6. TANK MIXTURE WITH AATREX AND LOROX® FOR CONTROL OF LAMBSQUARTERS AND PIGWEED
 7. TANK MIXTURE WITH AATREX OR PRINCEP + PROWL® FOR PROLONGED CONTROL OF LAMBSQUARTERS AND PIGWEED IN FIELD CORN ONLY (NORTHEAST U.S., INCLUDING MI, IN, KY, AND STATES EAST OF THESE)
 8. TANK MIXTURE WITH AATREX, BLADEX, OR PRINCEP, AATREX + BLADEX, OR AATREX + PRINCEP OR EXTRAZINE® II, WITH GRAMOXONE® EXTRA, LANDMASTER® BW, OR ROUNDUP® FOR MINIMUM-TILLAGE OR NO-TILLAGE SYSTEMS
 9. TANK MIXTURE WITH AATREX; OR AATREX + 2,4-D; OR AATREX + 2,4-D + BANVEL FOR MINIMUM-TILLAGE OR NO-TILLAGE SYSTEMS
 10. TANK MIXTURE WITH BLADEX OR EXTRAZINE II; OR BLADEX + AATREX + 2,4-D; OR EXTRAZINE II + 2,4-D; OR BLADEX + AATREX + 2,4-D + BANVEL OR EXTRAZINE II + 2,4-D + BANVEL FOR MINIMUM-TILLAGE OR NO-TILLAGE SYSTEMS
 11. TANK MIXTURE WITH MARKSMAN® IN CONSERVATION TILLAGE - FIELD AND SILAGE CORN
 12. TANK MIXTURE WITH BROADSTRIKE* + DUAL
 13. TANK MIXTURE WITH EXTRAZINE II
- E. COTTON - DUAL II MAGNUM ALONE
- F. COTTON - DUAL II MAGNUM COMBINATIONS
1. TANK MIXTURE WITH CAPAROL® 4L
 2. TANK MIXTURE WITH COTORAN® DF
 3. TANK MIXTURE OF DUAL II MAGNUM OR DUAL II MAGNUM + COTORAN WITH GRAMOXONE EXTRA OR ROUNDUP FOR MINIMUM-TILLAGE OR NO-TILLAGE SYSTEMS
- G. PEANUTS - DUAL II MAGNUM ALONE
- H. PEANUTS - DUAL II MAGNUM COMBINATIONS

1. TANK MIXTURE WITH BALAN® L.C.
 2. TANK MIXTURE OR SEQUENTIALLY WITH PURSUIT®
 3. TANK MIXTURE WITH SONALAN®
 4. TANK MIXTURE WITH PROWL
 5. SEQUENTIALLY WITH STORM®
 6. MULTIPLE APPLICATIONS
- I. POD CROPS – DUAL II MAGNUM ALONE
- J. POD CROPS – DUAL II MAGNUM COMBINATIONS
1. TANK MIXTURE AND SEQUENTIAL APPLICATIONS WITH EPTAM® – BEANS (GREEN OR DRY)
 2. TANK MIXTURE WITH TREFLAN® – BEANS (DRY – KIDNEY, NAVY, PINTO, ETC.; LIMA; AND SNAP)
- K. POTATOES – DUAL II MAGNUM ALONE
- L. POTATOES – DUAL II MAGNUM COMBINATIONS
1. TANK MIXTURE WITH SENCOR® OR LEXONE®
 2. DUAL II MAGNUM + LOROX TANK MIXTURE (EAST OF ROCKY MOUNTAINS)
 3. TANK MIXTURE WITH PROWL 4E
 4. TANK MIXTURE WITH PROWL 4E + EPTAM
- M. SAFFLOWERS – DUAL II MAGNUM ALONE
- N. GRAIN OR FORAGE SORGHUM (SEED TREATED WITH CONCEPT® OR SCREEN®) – DUAL II MAGNUM ALONE
- O. GRAIN OR FORAGE SORGHUM (SEED TREATED WITH CONCEPT® OR SCREEN®) – DUAL II MAGNUM COMBINATIONS
1. TANK MIXTURE WITH AATREX
 2. TANK MIXTURE OF DUAL II MAGNUM OR DUAL II MAGNUM + AATREX WITH GRAMOXONE EXTRA, LANDMASTER BW,

7 8 86

**OR ROUNDUP FOR MINIMUM-TILLAGE OR NO-TILLAGE
SYSTEMS**

P. SOYBEANS – DUAL II MAGNUM ALONE

Q. SOYBEANS – DUAL II MAGNUM COMBINATIONS

1. TANK MIXTURE WITH SENCOR OR LEXONE
2. TANK MIXTURE WITH LOROX
3. TANK MIXTURE WITH TREFLAN
4. TANK MIXTURE WITH SCEPTER®
5. TANK MIXTURE WITH LOROX PLUS®
6. TANK MIXTURE WITH GEMINI®
7. TANK MIXTURE WITH CANOPY®
8. TANK MIXTURE WITH PREVIEW®
9. TANK MIXTURE WITH COMMAND®
10. TANK MIXTURE WITH SONALAN
11. TANK MIXTURE WITH PURSUIT
12. TANK MIXTURE WITH LEXONE, SENCOR, SCEPTER,
LOROX, LOROX PLUS, GEMINI, CANOPY, PREVIEW, OR
PURSUIT, PLUS GRAMOXONE EXTRA OR ROUNDUP FOR
MINIMUM-TILLAGE OR NO-TILLAGE SYSTEMS
13. TANK MIXTURE WITH BROADSTRIKE+DUAL

R. STORAGE AND DISPOSAL

S. APPENDICES

APPENDIX A: COMPATIBILITY TEST

APPENDIX B: LOW CARRIER APPLICATION

APPENDIX C: AERIAL APPLICATION

APPENDIX D: CENTER PIVOT IRRIGATION APPLICATION




8 7 86

APPENDIX E: DRY BULK GRANULAR FERTILIZERS

APPENDIX F: VARIABLE-RATE APPLICATION

T. PRECAUTIONARY STATEMENTS




DIRECTIONS FOR USE AND CONDITIONS OF SALE AND WARRANTY

IMPORTANT: Read the entire **Directions for Use** and the **Conditions of Sale and Warranty** before using this product. If terms are not acceptable, return the unopened product container at once.

CONDITIONS OF SALE AND WARRANTY

The **Directions for Use** of this product reflect the opinion of experts based on field use and tests. The directions are believed to be reliable and should be followed carefully. However, it is impossible to eliminate all risks inherently associated with use of this product. Crop injury, ineffectiveness, or other unintended consequences may result because of such factors as weather conditions, presence of other materials, or the manner of use or application all of which are beyond the control of Novartis Crop Protection, Inc. or the Seller. All such risks shall be assumed by the Buyer.

Novartis warrants that this product conforms to the chemical description on the label and is reasonably fit for the purposes referred to in the **Directions for Use** subject to the inherent risks referred to above. **Novartis makes no other express or implied warranty of Fitness or Merchantability or any other express or implied warranty.** In no case shall Novartis or the Seller be liable for consequential, special, or indirect damages resulting from the use or handling of this product. Novartis and the Seller offer this product, and the Buyer and user accept it, subject to the foregoing **Conditions of Sale and Warranty**, which may be varied only by agreement in writing signed by a duly authorized representative of Novartis.



DIRECTIONS FOR USE

It is a violation of federal law to use this product in a manner inconsistent with its labeling.

Do not apply this product in a way that will contact workers or other persons, either directly or through drift. Only protected handlers may be in the area during application. For any requirements specific to your State or Tribe, consult the agency responsible for pesticide regulation.

AGRICULTURAL USE REQUIREMENTS

Use this product only in accordance with its labeling and with the Worker Protection Standard, 40 CFR part 170. This Standard contains requirements for the protection of agricultural workers on farms, forests, nurseries, and greenhouses, and handlers of agricultural pesticides. It contains requirements for training, decontamination, notification, and emergency assistance. It also contains specific instructions and exceptions pertaining to the statements on this label about personal protective equipment (PPE), and restricted-entry interval. The requirements in this box only apply to uses of this product that are covered by the Worker Protection Standard.

Do not enter or allow worker entry into treated areas during the restricted entry interval (REI) of 24 hours. Exception: If the product is soil-injected or soil-incorporated, the Worker Protection Standard, under certain circumstances, allows workers to enter the treated area if there will be no contact with anything that has been treated.

PPE required for early entry to treated areas that is permitted under the Worker Protection Standard and that involves contact with anything that has been treated, such as plants, soil, or water is:

- Coveralls
- Chemical-resistant-gloves, such as barrier laminate or viton
- Shoes plus socks

FAILURE TO FOLLOW THE DIRECTIONS FOR USE AND PRECAUTIONS ON THIS LABEL MAY RESULT IN POOR WEED CONTROL, CROP INJURY, OR ILLEGAL RESIDUES.

To avoid spray drift, do not apply under windy conditions. Avoid spray overlap, as crop injury may result.

11 7 86

A. GENERAL INFORMATION

Observe all precautions and limitations on the labels of each product used in tank mixtures. Tank mixtures are permitted only in those states where the tank-mix partner is registered.

Dual II Magnum is a selective herbicide recommended as a preplant surface-applied, preplant incorporated, or preemergence treatment in water or fluid fertilizer for control of most annual grasses and certain broadleaf weeds in corn (all types), cotton, peanuts, pod crops, potatoes, safflowers, grain or forage sorghum, and soybeans.

Note: Do not use in nurseries, turf, or landscape plantings.

Do not apply under conditions which favor runoff or wind erosion of soil containing this product to non-target areas.

To prevent off-site movement due to runoff or wind erosion:

1. Avoid treating powdery dry or light sand soils when conditions are favorable for wind erosion. Under these conditions, the soil surface should first be settled by rainfall or irrigation.
2. Do not apply to impervious substrates, such as paved or highly compacted surfaces.
3. Do not use tailwater from the first flood or furrow irrigation of treated fields to treat non-target crops, unless at least 1/2 inch of rainfall has occurred between application and the first irrigation.

Where directions specify a Dual II Magnum tank mixture with AAtrex formulations, other brands of atrazine may be used. Follow the rates, recommendations, and limitations on the AAtrex or respective atrazine product label, if other brands of atrazine are used.

Note: Certain states may have established rate limitations for atrazine within specific geographical areas. Consult your state lead pesticide control agency for additional information. It is a violation of this label to deviate from state use regulations.

If Dual II Magnum is incorporated, any supplemental tillage before planting must not exceed the depth of incorporation.

Dry weather following an application of Dual II Magnum or a tank mixture may reduce effectiveness. Cultivate if weeds develop.

Where reference is made to weeds partially controlled, partial control can either mean erratic control from good to poor, or consistent control at a level below that generally considered acceptable for commercial weed control.

Precaution: Injury may occur to crops other than corn following the use of Dual II Magnum under abnormally high soil moisture conditions during early development of the crop.

1. SOIL TEXTURES AND HERBICIDE RATES

Where rates are based on coarse-, medium-, or fine-textured soils, it is understood that soil textural classes are generally categorized as follows:

| Coarse | Medium | Fine |
|------------|-----------|-----------------|
| Sand | Loam | Sandy clay loam |
| Loamy sand | Silt loam | Silty clay loam |
| Sandy loam | Silt | Clay loam |
| | | Sandy clay |
| | | Silty clay |
| | | Clay |

Within rate ranges in the rate tables and elsewhere on this label, use the lower rate on soils relatively coarse-textured or low in organic matter; use the higher rate on soils relatively fine-textured or high in organic matter.

Note: Dual II Magnum may be applied preemergence alone, or in combination with tank-mix partners specified on this label, following preplant incorporated herbicides when used according to their label recommendations, provided that such use is not prohibited on the respective labels.

Thoroughly clean sprayer or other application device before using. Dispose of cleaning solution in a responsible manner. Do not use a sprayer or applicator contaminated with any other materials, or crop damage or clogging of the application device may result.

2. MIXING INSTRUCTIONS

Dual II Magnum Alone: Mix Dual II Magnum with water or fluid fertilizer and apply as a spray. Fill the spray tank 1/2-3/4 full with water or fluid fertilizer, add the proper amount of Dual II Magnum, then add the rest of the water or fluid fertilizer. Provide sufficient agitation during mixing and application to maintain a uniform emulsion.

Tank Mixtures: Fill the spray tank 1/4 full with water, and start agitation; add 2,4-D, AAtrex, Balan, Banvel, Basagran®, Bladex*, Broadstrike+Dual, Canopy, Caparol 4L, Command, Cotoran, Eptam, Extrazine II*, Gemini, Lexone, Lorox, Lorox Plus, Marksman, Preview, Princep, Prowl, Pursuit, AAtrex + Princep,

13 7 86

Scepter, Sencor, Sonalan, or Treflan, and allow it to become dispersed; then add Dual II Magnum; then add Gramoxone Extra, Landmaster BW, or Roundup if these products are being used; and finally the rest of the water. For tank mixtures with AAtrex, Banvel, Bladex, Broadstrike+Dual, Canopy, Caparol 4L, Command, Cotoran*, Eptam, Extrazine II*, Gemini, Lexone, Lorox, Lorox Plus, Marksman, Preview, Princep, Prowl*, Pursuit, AAtrex + Princep, Scepter, Sencor, Sonalan, or Treflan, fluid fertilizers may replace all or part of the water as carrier, except in the AAtrex postemergence and the Banvel postemergence tank mixes. For tank mixtures with AAtrex, see additional mixing instructions on the AAtrex label. For each mixture, check compatibility with fluid fertilizer, as described below, before mixing in spray tank. For all tank mixtures, agitate during mixing and application to maintain a uniform suspension.

*See **Special Mixing Instructions** for tank mixtures with Cotoran, Bladex, Extrazine II, and with AAtrex or Princep + Prowl under the appropriate tank mixture section.

For directions on how to conduct a compatibility test, see **Appendix A** on page _____.

3. APPLICATION PROCEDURES

Application Timing

Dual II Magnum alone or in some tank mixtures with other labeled herbicides may be applied for weed control in certain crops at various times. Refer to the given crop section of the label to determine if application timings listed below are recommended.

1. **Preplant Surface-Applied:** For minimum-tillage or no-tillage systems only, Dual II Magnum alone and some Dual II Magnum tank mixtures may be applied up to 45 days before planting certain crops. Use only split applications for treatments made 30-45 days before planting, with 2/3 the recommended broadcast rate for the crop and soil texture applied initially and the remaining 1/3 at planting. Treatments less than 30 days before planting may be made either as a split or a single application. Refer to individual crop to determine if early preplant surface application is recommended. If weeds are present at the time of treatment, apply in a tank-mixture combination with a contact herbicide (for example, Gramoxone Extra or Roundup). Observe directions for use, precautions, and restrictions on the label of the contact herbicide. To the extent possible, do not move treated soil out of the row or move untreated soil to the surface during planting, or weed control will be diminished.
2. **Preplant Incorporated:** Apply Dual II Magnum to the soil and incorporate into the top 2 inches of soil within 14 days before planting, using a finishing disk, harrow, rolling cultivator, or similar implement capable of providing uniform 2-inch incorporation. Use a preplant incorporated application if furrow irrigation is used or when a period of dry weather after

14 7.86

application is expected. If crop will be planted on beds, apply and incorporate Dual II Magnum after bed formation, unless specified otherwise.

3. **Preemergence:** Apply Dual II Magnum during planting (behind the planter) or after planting, but before weeds or crops emerge.

Special Application Procedures

1. **CA Only (Corn, Safflowers, Pod Crops): Preplant Incorporated:** Broadcast Dual II Magnum alone or with approved tank mix partners to the soil and thoroughly incorporate with a disk or similar implement set to till 4-6 inches deep. For more thorough incorporation, till the soil in 2 different directions (cross-till). Crops may be planted on flat surface or on beds. Caution should be used when forming the beds that only soil from the Dual II Magnum treated zone is used (i.e., untreated soil should not be brought to soil surface). If the application is made to preformed beds, incorporate Dual II Magnum with a tillage implement set to till 2-4 inches deep. Care should be taken during tilling to keep the tilled (Dual II Magnum-treated) soil on the beds. **Preemergence:** Apply Dual II Magnum after planting. Water with sprinkler or flood irrigation within 7-10 days.
2. **Fall Application (Only in IA, MN, ND, SD, WI, and portions of NE and IL - See specific instructions in the Corn, Soybeans and Pod Crops sections of this label for timing of application and other information):** Do not apply to frozen ground. Use on medium and fine soils with greater than 2.5% organic matter that will be planted to corn or soybeans the next spring. Ground may be tilled before or after application. Do not exceed a 2 to 3-inch incorporation depth if tilled after treatment. **Note:** If a spring application is made, the total rate of the fall plus spring applications must not exceed the maximum total rate for the specific crop, or illegal residues may result.

Ground Application: Apply Dual II Magnum alone or in tank mixtures by ground equipment in a minimum of 10 gals. of spray mixture per acre, unless otherwise specified.

Use sprayers that provide accurate and uniform application. For Dual II Magnum tank mixtures with wettable powder or dry flowable formulations, screens and strainers should be no finer than 50-mesh. Rinse sprayer thoroughly with clean water immediately after use.

Calculate the amount of herbicide needed for band treatment by the formula:

For information on application using variable-rate technologies, see **Appendix F** on page _____.

1. In **Corn**, use 2.0-2.5 pts./A or the preplant surface-applied rates for Dual II Magnum alone or in tank mixture, if allowed, when making preplant incorporated or preemergence applications.
2. **Thoroughly till moist soil** to destroy germinating and emerged weeds. If Dual II Magnum is to be applied preplant incorporated, this tillage may be used to incorporate Dual II Magnum if uniform 2-inch

incorporation is achieved as recommended under **Application Procedures.**

3. Plant crop into moist soil **immediately after tillage.** If Dual II Magnum is to be used preemergence, apply at planting or immediately after planting.
4. If available, **sprinkler irrigate** within 2 days after application. Apply 1/2-1 inch of water. Use lower water volume (1/2 inch) on *coarse-textured soils* and higher volume (1 inch) on *fine-textured soils.* Also, refer to the section on **Center Pivot Irrigation Application** for this method of applying Dual II Magnum.
5. If irrigation is not possible and rain does not occur within 2 days after planting and application, weed control may be decreased. Under these conditions, a uniform, shallow cultivation is recommended as soon as weeds emerge.

**For partial control of this weed, use a minimum of 1.33 pts./A and apply preemergence.

***For partial control of this weed, use a minimum of 1.33 pts./A and apply through a center pivot irrigation system.

2. **ROTATIONAL CROPS**

Do not rotate to food or feed crops other than those listed below.

Dual II Magnum Alone: (1) If crop treated with Dual II Magnum alone is lost, any crop on this label may be replanted immediately. Do not make a second broadcast application of Dual II Magnum. If the original application was banded and the second crop is planted in the untreated row middles, a second banded treatment may be applied. (2) Barley, oats, rye, or wheat may be planted 4 1/2 months following treatment; alfalfa may be planted 4 months following application. Tomatoes may be planted 6 months following application. (3) Any crop on this label, in addition to root crops, tobacco, barley, buckwheat, milo, oats, rice, rye, wheat, cabbage, or peppers may be planted in the spring following treatment. Clover may be seeded 9 months following application. Do not graze or feed forage or fodder from cotton to livestock. (4) Following a lay-by treatment or multiple treatments applied the previous season, any crop on this label, in addition to tobacco, cabbage, peppers, stone fruits, or tree nuts, may be planted in the spring.

Dual II Magnum Tank Mixtures: For Rotational Crops restrictions for Dual II Magnum used in tank mixtures, refer to the statements/restrictions above for Dual II Magnum and to the respective product labels of any mixing partner(s) for additional statements/restrictions.

Important Notes: To avoid injury to rotational alfalfa or clover, (1) Do not apply more than 1.9 lbs. active ingredient per acre (2.0 pts. of Dual II Magnum) preemergence (including preplant surface, preplant incorporated, postplant incorporated, etc.), and (2) Do not make lay-by or other postemergent applications of Dual II Magnum.

C. CORN (ALL TYPES) – DUAL II MAGNUM ALONE

Apply Dual II Magnum, either preplant surface, preplant incorporated, preemergence, postemergence, or lay-by, using the appropriate rate specified below.

1. PREPLANT SURFACE-APPLIED

Refer to instructions for use of Dual II Magnum alone under **Application Procedures**.

A. Fall Application:

1. Apply after September 30 in ND, SD, MN, WI, and north of Route 30 in IA.
2. Apply after October 15 north of Route 91 in NE and south of Route 30 in IA.
3. Apply after October 31 north of Route 136 in IL.

In all locations, apply to crop stubble after harvest when the sustained soil temperature at a 4-inch depth is less than 55°F and falling. In minimum-till or no-tillage systems on soils having greater than 2.5% organic matter, use 1.67-2.0 pts./A on *medium-textured* and 2.0 pts./A on *fine-textured* soils. Do not apply to frozen ground. A tillage operation may precede the application. A fall and/or a spring tillage may follow application, but do not exceed an incorporation depth greater than 2-3 inches. Minimize furrow and ridge formation in the tillage operations. **Note:** If a spring application is made, the total rate of the fall plus spring applications must not exceed the maximum total rate for corn, or illegal residues may result.

- B. Use on medium- and fine- textured soils with minimum-tillage or no-tillage systems in CO, IA, IL, IN, KS, KY, MN, MO, MT, ND, NE, SD, TN, WI, and WY. Apply 2/3 the recommended rate of Dual II Magnum (1.67 pts./A on *medium soils* and 2.0 pts./A on *fine soils*) as a split treatment 30-45 days before planting and the remainder at planting. Applications made less than 30 days prior to planting may be as either a split or single treatment. Apply 1.33 pts./A on *coarse soils* not more than 2 weeks before planting.

- C. On medium- and fine-textured soils with minimum- or no-tillage systems in CT, DE, MA, MD, ME, MI, NH, NY, OH, PA, RI, VA, VT, and WV, preplant surface applications may be applied following the directions for use above. If the amount of rainfall results in unsatisfactory length of weed control following the earlier treatment, a postemergence application of an

appropriately labeled broadleaf and/or grass weed herbicide may be used, i.e., AAtrex, Beacon®, Bicep®, Exceed®, Accent®, Banvel, Basagran, bromoxynil (Brominal® or Buctril®), or 2,4-D. If the postemergence treatment includes the herbicide used preplant surface-applied, do not exceed the total labeled rate for corn on a given soil texture. Observe all directions for use, precautions, and limitations on the label of the postemergent herbicide.

2. **Preplant Incorporated or Preemergence**

Follow instructions for use of Dual II Magnum alone under **Application Procedures**. On *coarse soils*, apply 1.0-1.33 pts./A of Dual II Magnum if organic matter content is less than 3%, or 1.33 pts./A if organic matter content is 3% or greater. On *medium soils*, apply 1.33-1.67 pts./A of Dual II Magnum. On *fine soils*, apply 1.33-1.67 pts./A of Dual II Magnum if organic matter content is less than 3%, or 1.67-2.0 pts./A if organic matter content is 3% or greater.

Lay-by: To extend the duration of weed control in corn, a maximum rate of 2.0 pts./A of Dual II Magnum may be applied after corn emergence until the corn plants reach 40 inches in height, following any preplant surface-applied, preplant incorporated, or preemergence herbicide application, including Dual II Magnum. For best results, applications should be made to soil free of emerged weeds and directed towards the base of corn plants in excess of 5 inches tall. The total Dual II Magnum rate applied on corn during any one crop year should not exceed 3.9 pts./A, depending on soil texture.

Note for all applications to corn: To avoid possible illegal residues, do not graze or feed forage from treated areas for 30 days following application.

Shattercane, Wild Proso Millet, Woolly Cupgrass, and Eclipta – Partial Control: For more consistent partial control of shattercane, wild proso millet, woolly cupgrass, or eclipta, apply 2.0-2.5 pts./A as a single application; or apply 1.0-1.33 pts./A of Dual II Magnum preplant incorporated followed by 1.0-1.33 pts./A of Dual II Magnum preemergence; however, do not apply more than a total of 2.5 pts./A. Make the preemergence application during or after planting, but before weeds and corn emerge. Apply the 1.33 pts./A rate of Dual II Magnum when a heavy infestation of shattercane, wild proso millet, woolly cupgrass, or eclipta is expected. A shallow cultivation may be needed to control any late emerging weeds.

Woolly Cupgrass and Wild Proso Millet Control Program: For control of these species, use the following 3-step program: (1) Apply Dual II Magnum early preplant, preplant incorporated, or preemergence at 1.67 pts./A on *medium soils* and 2.0 pts./A on *fine-textured soils*, up to the

maximum label rate. Lightly incorporate with a rotary hoe if rainfall does not occur within 5-7 days; (2) Apply a postemergence tank mix of Beacon at 0.38 oz./A or Exceed at 1 packet per 4 acres plus Accent SP at 0.33 oz./A plus 1.0 qt. of crop oil concentrate plus 1.0 gal./A of 28% nitrogen, or the equivalent amount of ammonium sulfate, when grasses are 2-3 inches tall and the corn is at least 4 inches tall; and (3) Cultivate 14-21 days after the postemergence application.

Notes: (1) Do not apply more than the labeled application rate for a given soil texture per year, either as a single or split treatment, or illegal residues may result. (2) In corn, Dual II Magnum may be used up to 2.5 pts./A as either a preplant surface, preplant incorporated, or preemergence treatment on soils having an organic matter content between 6% and 20% or up to 2.0 pts./A on any soil for extended residual control and where severe stands of problem weeds are expected. (3) In the event of escape of annual weeds following a preplant surface, preplant incorporated, or preemergence treatment of Dual II Magnum, follow with a postemergence application of an appropriately labeled broadleaf and/or grass weed herbicide, i.e., AAtrex, Beacon, Bicep, Bicep II®, Bicep Lite II™, Exceed, Accent, Banvel, Basagran, Brominal, Buctril, or 2,4-D. If the postemergence treatment includes the herbicide used in the earlier treatment, i.e., AAtrex, do not exceed the total labeled rate for corn on a given soil texture. (4) Brominal or Buctril may be applied postemergence alone or in tank-mix combination with AAtrex. Do not exceed 1.2 lbs. a.i./A of AAtrex, in tank-mix combination with Brominal or Buctril, postemergence. Refer to the AAtrex, Brominal, and Buctril labels for specific rates and precautions. (5) Do not use Dual II Magnum on peat or muck soils.

D. CORN – DUAL II MAGNUM COMBINATIONS

Dual II Magnum in any tank mixture for corn (except Dual II Magnum + AAtrex postemergence and Dual II Magnum + Banvel postemergence) may be applied in water or fluid fertilizer. Use only water in the Dual II Magnum + AAtrex or the Dual II Magnum + Banvel postemergence tank mixes.

Note: For all applications to corn, do not graze or feed forage from treated areas for 30 days following application, or possible illegal residues may result.

IMPORTANT: FOR TANK MIXTURES WITH AATREX (OR OTHER BRANDS OF ATRAZINE) – If applying Dual II Magnum in tank mixture with AAtrex, all the restrictions and rate limitations on the AAtrex label must be followed if more restrictive/protective than those on this label. In addition, if AAtrex is/must be applied at rates lower than those recommended on this label, broadleaf weed control may be affected. Refer to the AAtrex label for weeds controlled at the reduced rates.

Chart 1: Dual II Magnum Tank Mixtures for Corn – Additional Weeds Controlled and Special Instructions

| | Dual II Magnum + AAtrex and/or Princep (Preplant Surface, PPI, PRE) | Dual II Magnum + AAtrex (Post) | Dual II Magnum + Bladex (PPI, PRE) | Dual II Magnum + AAtrex + Bladex (PPI, PRE) | Dual II Magnum + Banvel (Field Corn) | Dual II Magnum + AAtrex + Lorox | Dual II Magnum + AAtrex or Princep + Prowl | Dual II Magnum + Broadstrike + Dual | Dual II Magnum + Extrazine II |
|--------------------------------|---|---|---|---|---|--|--|--|-------------------------------------|
| Section | D1 | D2 | D3 | D4 | D5 | D6 | D7 | D12 | D13 |
| Page No. | | | | | | | | | |
| Special Mixing Instructions | | | 1 | 1 | | | 2 | | 1 |
| Comments | 3,4,5,6,9,10 | 3,4,5,6 | 7,9,10 | 3,4,5,6,7,9 | | 3,4,5,6,8 | 3,4,5,6 | 9 | 6,9 |
| Browntop panicum | X | | | X | | X | X | | |
| Cocklebur | X | O | O | O-X | O | X | X | X | O-X |
| Common purslane | X | | | X | | X | X | X | X |
| Hairy nightshade | X | | | X | | X | X | X | X |
| Jimsonweed | | X | X | X | O | | | O-X | O-X |
| Kochia | | X | | | | | | X | X |
| Lambsquarters | X | X | X | X | X | X | X | X | X |
| Morningglory | X | O | O | O-X | O | X | X | O-X | X |
| Mustard | | X | X | X | | | | X | X |
| Pigweed | | | | | | X | X | X | X |
| Prickly sida | | X | | | | | | X | X |
| Ragweed | X | X | X | X | X | X | X | O-X | O-X |
| Smartweed | X | X | X | X | X | X | X | X | X |
| Velvetleaf | X | X | O | O-X | O | X | X | X | O-X |

X=control; O = partial control; OX = partial to full control depending on ratio of products used or on weed population

Comments

1. Special Mixing Instructions for Dual II Magnum and Bladex or Extrazine II Tank Mix

(1) Fill the spray tank $\frac{1}{4}$ full with water and start agitation. (2) Add a compatibility agent, such as Compex® or Unite®, at 2.0-3.0 pts./100 gals. of spray mixture. (3) Add the Bladex or Extrazine II and allow it to disperse. (4) Add other herbicides registered for tank mix with Bladex or Extrazine II (including Dual II Magnum) in the following order: dry flowables and wettable powders first, then flowables, then emulsifiable concentrates. Add contact herbicides like Gramoxone Extra and Roundup last. (5) Allow each herbicide to fully disperse before adding the rest of the water or fluid fertilizer.

Agitate during mixing and application to maintain a uniform suspension. Tank mixtures with Bladex or Extrazine II should not stand without agitation. Apply all the prepared spray solution during the spraying operation. Do not prepare more than is needed.

If fluid fertilizers are used as carriers, check the compatibility of tank mixtures containing Bladex or Extrazine II. Refer to Appendix A: Compatibility Test.

2. Special Mixing Instructions for Dual II Magnum + AAtrex or Princep and Prowl

(1) Fill the spray tank $\frac{1}{4}$ full with water or fluid fertilizer and start agitation. (2) To aid compatibility, add a compatibility agent, such as Unite or X-77®, at 4.0 pts./100 gals. of spray mixture. (3) Then add the AAtrex or Princep and allow it to become dispersed. (4) Then add Dual II Magnum and Prowl 4E. (5) Add the rest of the water.

3. Although a single formulation for AAtrex or Princep is listed in the rate tables, other formulations may be substituted, using the following formula:

- 1.0 lb. of AAtrex Nine-O® or Princep Caliber 90® =
1.8 pts. of AAtrex 4L or Princep 4L.

4. Although directions specify AAtrex formulations in tank mixture with Dual II Magnum, other brands of atrazine may be used. Follow the rates, recommendations, and limitations on the atrazine label.

5. See additional mixing instructions on the AAtrex label.

6. *Precaution: Do not exceed a total of 2.5 lbs. a.i. of atrazine per acre per year. However, certain states may have established rate limitations for atrazine within specific geographical areas. Consult your state lead pesticide control agency for additional information. It is a violation of this label to deviate from state use regulations.*
7. Although a single formulation for Bladex is listed in the rate table, other formulations may be substituted, using the following formula: 1.0 qt. of Bladex 4L = 1.1 lbs. of 90DF.
8. Other formulations of Lorox can be used: 1.0 lb. of Lorox DF = 1.0 pt. of Lorox L.
9. In Minimum-Tillage and No-Tillage systems, mix with Gramoxone Extra for control of most emerged annual weeds and suppression of perennial weeds; or with Landmaster BW for suppression of emerged field bindweed and control or suppression of annual weeds; or with Roundup for control of most emerged annual and perennial weeds.
10. Refer to label section D9 and D10 for specific directions for 2,4-D or Banvel burndown combinations in Minimum-Tillage and No-Tillage systems.

Dual II Magnum in any tank mixture for corn may be applied in water or fluid fertilizer, except as noted.

Notes: (1) For all applications to corn, do not graze or feed forage from treated areas for 30 days following application, or possible illegal residues may result. (2) When applying Dual II Magnum in tank mixture with AAtrex, do not exceed a total of 2.5 lbs. a.i. of atrazine per acre per year. (3) Refer to Section C, **Corn (All Types) – Dual II Magnum Alone**, Note 3 for recommended sequential postemergence treatments if escape weeds develop. (4) In corn, Dual II Magnum may be used up to 2.0 pts./A in combinations on any soil for extended residual control and where severe stands of problem weeds are expected.

1. TANK MIXTURE WITH AATREX OR PRINCEP, OR AATREX + PRINCEP – PREPLANT SURFACE, PREPLANT INCORPORATED, OR PREEMERGENCE

In addition to the weeds controlled by Dual II Magnum alone, Dual II Magnum + AAtrex or Princep, or Dual II Magnum + AAtrex + Princep, applied preplant surface, preplant incorporated, or preemergence, also controls the following weeds: browntop panicum, cocklebur, common purslane, hairy nightshade, lambsquarters, morningglory, ragweed, smartweed, and velvetleaf.

Apply Dual II Magnum + AAtrex or Princep, or Dual II Magnum + AAtrex + Princep either preplant surface, preplant incorporated, or preemergence.

Preplant Surface-Applied: Follow instructions for use of Dual II Magnum alone under **Application Procedures** and under application instructions for Dual II Magnum alone on corn. Apply Dual II Magnum + AAtrex or Princep, or Dual II Magnum + AAtrex + Princep on *medium soils* (1.67 pts./A of Dual II Magnum + 3.2-4.0 pts./A of AAtrex 4L or Princep 4L, or AAtrex 4L + Princep 4L combined) and on *fine soils* (1.67-2.0 pts./A of Dual II Magnum + 4.0-5.0 pts./A of AAtrex 4L or Princep 4L, or AAtrex 4L + Princep 4L combined) in minimum-tillage and no-tillage systems in CO, IA, IL, IN, KS, KY, MN, MO, MT, ND, NE, SD, TN, WI, and WY. Apply the tank mixtures as a split or single treatment in those states and as indicated in the **Dual II Magnum Alone – Preplant Surface-Applied** section of the label for corn. On *coarse soils*, apply 1.33 pts./A of Dual II Magnum and 3.2 pts./A of AAtrex 4L or Princep 4L, or AAtrex 4L + Princep 4L combined.

Preplant Incorporated or Preemergence: Follow instructions for use of Dual II Magnum alone under **Application Procedures**. Apply Dual II Magnum – AAtrex or Princep, or Dual II Magnum + AAtrex + Princep, using the appropriate rates from Table 1.

Note: Do not apply more than the labeled rate for a given soil texture per year, either as a split or single treatment, or illegal residues may result.

Shattercane, Wild Proso Millet, Woolly Cupgrass, and Eclipta – Partial Control

For more consistent partial control of shattercane, wild proso millet, woolly cupgrass, or eclipta, where Dual II Magnum is applied in tank mixture or sequentially with other registered corn herbicides, apply 2.0-2.33 pts. as a single application, or the following applications may be made:

1. Apply 1.0-1.33 pts./A of Dual II Magnum + 2.0 lbs. a.i./A of AAtrex or Princep preplant incorporated, followed by 1.0-1.33 pts./A of Dual II Magnum preemergence. Make the preemergence application during or after planting, but before weeds and corn emerge.
2. Apply Dual II Magnum at 1.33 pts./A alone or in tank-mix combination with up to 2.0 lbs. a.i./A of AAtrex, Princep, Bladex, or Extrazine II preplant incorporated. Do not exceed the total rate of triazine herbicide recommended for corn grown on a given soil texture. Follow with a post-directed application of Evik® 80W at 2.5 lbs./A. Refer to the Evik 80W label for specific directions for the post-directed application.
3. Apply Eradicane® or Sutan® (or equivalent EPTC or butylate formulations) at labeled rates preplant incorporated, followed by a preemergence application of Dual II Magnum at 1.0-1.33 pts./A. Do not

use Eradicane or Sutan on soils where rapid degradation has been shown to occur. Make the preemergence application during or after planting, but before weeds and corn emerge.

4. For partial control of wild proso millet only, apply Dual II Magnum preemergence at 1.0-1.33 pts./A, followed by a postemergence application of Prowl + Bladex at labeled rates. Refer to the Prowl and Bladex labels for application instructions. Postemergence applications of Prowl and Bladex may cause corn injury.

Precaution: When following the application regimes in numbers 1-4 above, a shallow cultivation may be needed after the preemergence or postemergence application to help control any late emerging shattercane or wild proso millet plants.

Table 1: Dual II Magnum + AAtrex or Princep, or Dual II Magnum + AAtrex + Princep, Preplant Incorporated, or Preemergence – Corn (All Types)

| Soil Texture | Broadcast Rates Per Acre | | | |
|--|---|---|---|---|
| | Less than 3% Organic Matter | | 3% Organic Matter or Greater | |
| | Dual II Magnum + AAtrex Nine-O* OR or Princep Caliber 90* | Dual II Magnum + AAtrex Nine-O** + Princep Caliber 90** | Dual II Magnum + AAtrex Nine-O* OR or Princep Caliber 90* | Dual II Magnum + AAtrex Nine-O** + Princep Caliber 90** |
| COARSE | 0.8-1.0 pt. + 1.1-2.2 lbs. | 0.8-1.0 pt. + 0.6-1.1 lbs. + 0.6-1.1 lbs. | 1.0 pt. + 1.3-2.2 lbs. | 1.0 pt. + 0.7-1.1 lbs. + 0.7-1.1 lbs. |
| MEDIUM | 1.0-1.33 pts. + 1.3-2.2 lbs. | 1.0-1.33 pts. + 0.7-1.1 lbs. + 0.7-1.1 lbs. | 1.33 pts. + 1.8-2.2 lbs. | 1.33 pts. + 0.9-1.1 lbs. + 0.9-1.1 lbs. |
| FINE | 1.33 pts. + 1.8-2.2 lbs. | 1.33 pts. + 0.9-1.1 lbs. + 0.9-1.1 lbs. | 1.33-1.67 pts. + 1.8-2.2 lbs.*** | 1.33-1.67 pts. + 0.9-1.1 lbs.*** + 0.9-1.1 lbs.*** |
| Muck or Peat (soils with more than 20% organic matter) | DO NOT USE | | | |

c7-

25 4 82

*Use Princep in preference to AAtrex when heavy infestations of crabgrass or fall panicum are expected. On soils having between 6% and 20% organic matter, Dual II Magnum may be used up to 2.33 pts./A in tank-mix combination with 2.2 lbs./A of AAtrex Nine-O, or equivalent rates of AAtrex 4L. Refer to the AAtrex label for weeds controlled at this reduced rate.

**When using the tank mixture of Dual II Magnum + AAtrex Nine-O + Princep Caliber 90, use equal rates of each as shown when heavy broadleaf weed infestations are expected. When heavy infestations of crabgrass or fall panicum are expected, use a 1:2 ratio of AAtrex + Princep instead of the 1:1 ratio given in Table 1. (Example: Total AAtrex Nine-O + Princep Caliber 90 = 1.2 lbs./A, use 0.4 lb. of AAtrex + 0.8 lb. of Princep, respectively.) Refer to Comment No. 3 following Chart 1 for AAtrex 4L and Princep 4L conversions.

***For cocklebur, yellow nutsedge, and velvetleaf control on *fine-textured soils* above 3% organic matter, apply 2.25 lbs./A of AAtrex Nine-O, or equivalent rates of AAtrex 4L, or the same total amount of AAtrex + Princep with 1.33-1.67 pts./A of Dual II Magnum.

2. TANK MIXTURE WITH AATREX — POSTEMERGENCE

| Weeds Controlled | Weeds Partially Controlled |
|---|--|
| barnyardgrass (watergrass) crabgrass crowfootgrass fall panicum giant foxtail green foxtail <u>yellow foxtail</u> jimsonweed kochia lambsquarters mustard pigweed prickly sida purslane ragweed smartweed velvetleaf | cocklebur morningglory yellow nutsedge |

Apply 1.0 pt./A of Dual II Magnum + 1.3 lbs./A of AAtrex Nine-O* on *coarse soils*, 1.33 pts./A of Dual II Magnum + 1.8 lbs./A of AAtrex Nine-O on *medium soils*, or 1.33-1.67 pts./A of Dual II Magnum + 1.8-2.2 lbs./A** of AAtrex Nine-O on *fine soils*. Apply this tank mixture before grass and broadleaf weeds pass the 2-leaf

stage and before corn exceeds 5 inches in height. Application to weeds larger than the 2-leaf stage will generally result in unsatisfactory control.

Lay-by: Apply to corn plants no more than 12 inches tall. Applications to corn in excess of 5 inches should be directed to the base of the corn plants; whereas, applications to corn plants less than 5 inches tall may be made over the top. Occasionally, some corn leaf burn may result, but this should not affect later growth or yield. Do not apply this postemergence tank mixture in fluid fertilizer, or severe crop injury may occur.

*When using AAtrex 4L, use equivalent rates. One lb. of AAtrex Nine-O = 1.8 pts. of 4L.

**For better control of cocklebur, morningglory, velvetleaf, and yellow nutsedge on *fine-textured soils* above 3% organic matter, apply 2.2 lbs./A of AAtrex Nine-O, or equivalent rate of AAtrex 4L, with 1.33-1.67 pts./A of Dual II Magnum.

Tank mixtures of Dual II Magnum + AAtrex may be applied following use of any registered preplant surface-applied, preplant incorporated, or preemergence corn herbicide, including Dual II Magnum - AAtrex.

Note: The total Dual II Magnum rate should not exceed 3.9 pts., nor the AAtrex rate more than 2.5 lbs. a.i./A during any one crop year, or illegal residues may result. Refer to the AAtrex label for geographic, soil-texture, and rotational restrictions.

3. TANK MIXTURE WITH BLADEx - PREPLANT INCORPORATED OR PREEMERGENCE

In addition to the weeds controlled by Dual II Magnum alone, Dual II Magnum + Bladex also controls the following broadleaf weeds: jimsonweed, lambsquarters, mustard, ragweed, smartweed, cocklebur*, morningglory*, and velvetleaf*.

*Partially controlled.

Mixing Instructions: See Comment No. 1 following Chart 1.

Preplant Incorporated or Preemergence: Apply Dual II Magnum + Bladex preplant incorporated or preemergence, using the appropriate rate from Table 2. Follow instructions for use of Dual II Magnum alone under **Application Procedures**.

Table 2: Dual II Magnum + Bladex – Preplant Incorporated or Preemergence

| Soil Texture | Broadcast Rates Per Acre | | | |
|---|---|---|---|---|
| | Percent Organic Matter in Soil | | | |
| | Less Than 1% | 1-2.5% | 2.5-4% | Over 4% |
| | Pts. Dual II Magnum + Qts. Bladex 4L | Pts. Dual II Magnum + Qts. Bladex 4L | Pts. Dual II Magnum + Qts. Bladex 4L | Pts. Dual II Magnum + Qts. Bladex 4L |
| COARSE Sand, loamy sand | DO NOT USE | 0.8-1.0 + | 1.0-1.2 + | 1.33 + |
| COARSE Sandy loam | 0.8 + 0.8 | 0.8-1.0 + 1.2-1.4 | 1.0-1.2 + 1.4-1.75 | 1.33 + 2.0 |
| MEDIUM | 1.0 + 1.2 | 1.0-1.2 + 1.4-1.75 | 1.2-1.33 + 1.75-2.0 | 1.5 + 2.25 |
| FINE | 1.0 + 1.4 | 1.2-1.33 + 1.6-2.0 | 1.33-1.5 + 2.0-2.25 | 1.67 + 2.5 |
| Muck or Peat (soils with more than 20% organic matter) | DO NOT USE | | | |

4. TANK MIXTURE WITH AATREX + BLADEX – PREPLANT INCORPORATED OR PREEMERGENCE

Note: See Comment No. 1 following Chart 1 for specific mixing instructions.

Apply Dual II Magnum + AAtrex + Bladex to corn, using the rates from Table 3. Refer to the AAtrex and Bladex labels, as well as the **General Information** section of this label, for all directions, precautions, and limitations.

Table 3: Dual II Magnum + AAtrex + Bladex – Preplant Incorporated or Preemergence

| Soil Texture | Broadcast Rates Per Acre | | | |
|---|---|---|---|--|
| | Percent Organic Matter in Soil | | | |
| | Less Than 1% | 1-2.5% | 2.5-4% | Over 4% |
| | Pts. Dual II Magnum + Lbs. AAtrex Nine-O* + Qts. Bladex 4L | Pts. Dual II Magnum + Lbs. AAtrex Nine-O* + Qts. Bladex 4L | Pts. Dual II Magnum + Lbs. AAtrex Nine-O* + Qts. Bladex 4L | Pts. Dual II Magnum + Lbs. AAtrex Nine-O + Qts. Bladex 4L |
| COARSE Sand, loamy sand | DO NOT USE | 0.8-1.0 + 0.4-1.1 + 0.6-1.0 | 1.0-1.2 + 0.5-1.3 + 1.0-1.2 | 1.33 + 0.7-1.8 + 1.4-1.6 |
| COARSE Sandy loam | 0.8 + 0.5-1.1 + 0.6-1.0 | 0.8-1.0 + 0.7-1.3 + 1.0-1.2 | 1.0-1.2 + 0.9-1.8 + 1.2-1.6 | 1.33 + 1.1-2.0 + 1.6-2.0 |
| MEDIUM Loam, silt loam, silt | 1.0 + 0.7-1.3 + 1.0-1.2 | 1.0-1.2 + 0.7-1.8 + 1.2-1.6 | 1.2-1.33 + 0.9-1.8 + 1.4-1.6 | 1.5 + 1.1-2.0 + 1.8 |
| FINE Sandy clay loam, silty clay loam, clay loam, sandy clay, silty clay, clay | 1.0 + 0.7-1.5 + 1.0-1.2 | 1.2-1.33 + 0.9-1.8 + 1.4-1.6 | 1.33-1.5 + 0.9-2.0 + 1.6-1.8 | 1.67 + 1.1-2.2 + 2.0 |
| Muck or Peat (soils with more than 20% organic matter) | DO NOT USE | | | |

*Use lower rates of AAtrex in the mixture where broadleaf weeds are not a major problem. Use higher rates of AAtrex where heavy infestations of such broadleaf weeds as cocklebur, morningglory, smartweed, and velvetleaf are expected to be the dominant weeds present.

5. TANK MIXTURE WITH BANVEL

Preemergence: Use this tank mixture only on field corn which is flat-planted (no furrows) in CO, IA, IL, IN, KS, MN, NE, OH, SD, and WI.

In addition to the weeds controlled by Dual II Magnum alone, Dual II Magnum + Banvel, applied preemergence, also controls lambsquarters, ragweed, smartweed, cocklebur*, jimsonweed*, morningglory*, and velvetleaf*.

*Partially controlled.

Apply Dual II Magnum + Banvel preemergence. Broadcast 1.0 pt./A of Banvel with 1.33 pts./A of Dual II Magnum on *medium soils*, or with 1.33-1.67 pts./A of Dual II Magnum on *fine soils*. Do not apply on *coarse soils* or on soils with less than 2.5% organic matter. Apply this tank mixture to the soil surface at planting or after planting, but before corn emerges. Plant corn at least 1.5 inches deep and apply behind planting equipment, avoiding incorporation by the planter wheel or other seed covering device. Do not incorporate before corn emergence. If it is necessary to rotary hoe to break the soil crust, do not disturb the soil more than 1/2 inch deep.

Precautions: (1) Avoid drift to sensitive non-target plants, such as soybeans, during application, or injury may occur. (2) Do not apply with aircraft.

Postemergence for Control of Pigweed (Mid-Atlantic states, including DE, MD, PA, VA, and WV): Apply 1.0-1.5 pts./A of Dual II Magnum + 0.5-1.0 pt./A of Banvel by ground equipment when pigweed plants are less than 3 inches tall and before corn exceeds 5 inches in height in a minimum of 20 gals. of spray per acre. Use the lower rate on coarse-textured and low organic matter soils. Use the higher rate on fine-textured and high organic matter soils.

Banvel SGF® and Clarity® may be used at equivalent lbs. active ingredient per acre.

Precautions: (1) Avoid drift to sensitive non-target plants, such as soybeans, during application, or injury may occur. (2) Do not apply with aircraft.

6. TANK MIXTURE WITH AATREX AND LOROX FOR CONTROL OF LAMBSQUARTERS AND PIGWEED

For prolonged control of lambsquarters and pigweed in DE, MD, NJ, NY, PA, VA, and WV, Dual II Magnum may be applied preemergence in tank-mix combination.

with AAtrex + Lorox. Apply Dual II Magnum and AAtrex according to the rates in Table 1 and Lorox according to the following rates.

| Soil Texture | Broadcast Rate Per A |
|--|----------------------|
| Sandy loam (1-3% organic matter) | 0.67 lb. Lorox |
| Sandy loam (3-6% organic matter) | 1.0 lb. Lorox |
| Medium- and fine-textured soils (1-6% organic matter) | 1.0 lb. Lorox |

When using Lorox L or Lorox DF, use equivalent rates. One pt. of Lorox L equals 1.0 lb. of Lorox DF.

Observe all directions for use, precautions, and limitations on the Dual II Magnum, AAtrex, and Lorox labels when applying these products in tank-mix combinations.

7. TANK MIXTURE WITH AATREX OR PRINCEP + PROWL FOR PROLONGED CONTROL OF LAMBSQUARTERS AND PIGWEED IN FIELD CORN ONLY (NORTHEAST U.S., INCLUDING MI, IN, KY, AND STATES EAST OF THESE)

For prolonged control of lambsquarters and pigweed, in addition to a broad spectrum of annual broadleaf and grass weeds, Dual II Magnum in tank-mix combination with AAtrex* or Princep ÷ Prowl 4E may be applied after planting, but before corn or weeds emerge. Apply by ground equipment in a minimum of 10 gals. of water or 20 gals. of liquid fertilizer. Apply by air in a minimum of 5.0 gals. of water. Refer to Table 1 of this label for rates of Dual II Magnum, AAtrex, or Princep to be applied. Apply Prowl 4E according to the rates in Table 4.

*Do not apply Dual II Magnum in tank-mix combination with AAtrex 80W + Prowl, as this combination is not compatible. Other AAtrex formulations may be used.

Mixing Instructions: See Comment No. 2 following Chart 1.

Table 4: Prowl 4E – Broadcast Rates Per Acre

| Soil Texture | Percent Organic Matter in Soil | | |
|---------------|--------------------------------|----------|----------|
| | Less Than 1.5% | 1.5-3% | Over 3% |
| COARSE | 1.5-2.0 pts. | 2.0 pts. | 3.0 pts. |
| MEDIUM | 2.0 pts. | 3.0 pts. | 3.0 pts. |
| FINE | 2.0 pts. | 3.0 pts. | 3.0 pts. |

Observe all directions for use, precautions, and limitations on the respective product labels when applying these products in tank-mix combination. Refer to the Prowl 4E label for replanting instructions in the event of crop loss.

8. **TANK MIXTURE WITH AATREX, BLADEX*, OR PRINCEP, AATREX + BLADEX, OR AATREX + PRINCEP OR EXTRAZINE II*, WITH GRAMOXONE EXTRA, LANDMASTER BW, OR ROUNDUP FOR MINIMUM-TILLAGE OR NO-TILLAGE SYSTEMS**

*See Comment No. 1 following Chart 1 for special mixing instructions.

In minimum-tillage or no-tillage systems where corn is planted directly into a cover crop, stale seedbed, established sod, or previous crop residues, the contact herbicides Gramoxone Extra, Landmaster BW, or Roundup may be added to a tank mix of Dual II Magnum + AAtrex, Bladex or Princep, Dual II Magnum + AAtrex + Bladex, Dual II Magnum + AAtrex + Princep, or Dual II Magnum + Extrazine II. See Comment No. 9 following Chart 1. The Dual II Magnum + AAtrex or Princep, or Dual II Magnum + AAtrex + Princep portion of the tank mixture provides preemergence control of the weeds listed on this label in the tank mixture section for Dual II Magnum + AAtrex or Princep, or Dual II Magnum + AAtrex + Princep – Preplant Surface, Preplant Incorporated, or Preemergence. The Dual II Magnum + Bladex or Dual II Magnum + AAtrex + Bladex tank mixture provides preemergence control of weeds listed on this label in the tank mixture sections with AAtrex and Bladex. Refer to Table 3 for Bladex rates. Refer to the Dual II Magnum and Extrazine II labels for rates and list of weeds controlled.

Application: Apply before, during, or after planting, but before the corn emerges, at the rates specified below. Add Gramoxone Extra, Landmaster BW, or Roundup at the following broadcast rates:

Gramoxone Extra: 1.5-2.0, 2.0-2.5, or 2.5-3.0 pts./A to 1-3, 3-6, or 6-inch tall weeds, respectively. Apply surfactant at 1.0 or 2.0 pts./100 gals. of spray mixture with 75% or greater or 50-74% nonionic active ingredient, respectively. This treatment will not control weeds taller than 6 inches.

Note: Do not apply combinations containing Gramoxone Extra in suspension-type liquid fertilizers, as the activity of paraquat will be reduced.

Landmaster BW: 27-54 oz./A depending on weed species and size. See the Landmaster BW label for weeds controlled, recommended rates for specific weeds, and other information concerning use.

Roundup: See the Roundup or Roundup RT label for weeds controlled, recommended rates, and other use directions.

Apply in 20-60 gals. of water or fluid fertilizer per acre with ground equipment.

On *coarse soils*, apply 1.0 pt./A of Dual II Magnum with 1.3 lbs. of AAtrex Nine-O* or Princep Caliber 90*, or with 0.7 lb. of AAtrex Nine-O** + 0.7 lb. of Princep

Caliber 90**. On *medium soils*, apply 1.33 pts./A of Dual II Magnum with 1.8 lbs. of AAtrex Nine-O or Princep Caliber 90, or with 0.9 lb. of AAtrex Nine-O + 0.9 lb. of Princep Caliber 90. On *fine soils****, apply 1.33-1.67 pts./A of Dual II Magnum with 1.8-2.2 lbs. of AAtrex Nine-O or Princep Caliber 90, or with 0.9-1.1 lbs. of AAtrex Nine-O + 0.9-1.1 lbs. of Princep Caliber 90.

*Use Princep in preference to AAtrex when heavy infestations of crabgrass or fall panicum are expected.

**When using the tank mixture of Dual II Magnum + AAtrex Nine-O + Princep Caliber 90, use equal rates of AAtrex and Princep as shown when heavy broadleaf weed infestations are expected. When heavy infestations of crabgrass or fall panicum are expected, use a 1:2 ratio of AAtrex + Princep instead of the 1:1 ratio given. (Example: Total AAtrex Nine-O + Princep Caliber 90 = 1.8 lbs./A, use 0.6 lb. of AAtrex + 1.2 lbs. of Princep, respectively.) Refer to Comment No. 3 following Chart 1 for AAtrex 4L and Princep 4L conversions.

***For cocklebur, yellow nutsedge, and velvetleaf control on *fine-textured soils* above 3% organic matter, apply 2.25 lbs./A of AAtrex Nine-O, or equivalent rate of AAtrex 4L, or the same total amount of AAtrex + Princep, with 1.33-1.67 pts./A of Dual II Magnum.

9. TANK MIXTURE WITH AATREX; OR AATREX + 2,4-D; OR AATREX + 2,4-D + BANVEL FOR MINIMUM-TILLAGE OR NO-TILLAGE SYSTEMS

In minimum-tillage or no-tillage systems where corn is planted directly into a cover crop, stale seedbed, established sod, or previous crop residues, Dual II Magnum applied in combination with AAtrex will kill most emerged small annual weeds. Apply Dual II Magnum + AAtrex before, during, or after planting, but before corn emerges, according to the rates in Table 1.

Where heavy crop residues exist, add 0.8-1.6 pts./A of an appropriately labeled 3.8 lbs. a.i./gal. of 2,4-D amine (such as Weedar 64, Weedar 64A, DMA-4 Herbicide, or Formula 40) to the spray tank last and apply in a minimum of 25 gals. of carrier per acre.

As carriers, nitrogen solutions and complete liquid fertilizers, applied before corn emergence, enhance burndown of existing weeds, and therefore, are recommended instead of water. Add X-77 surfactant at 1.0-2.0 qts./100 gals. of diluted spray, or another appropriate surfactant at its recommended rate, or add crop oil concentrate plus 28% liquid nitrogen (or equivalent). Apply before weeds exceed 3 inches in height. If alfalfa is present, add Banvel to the spray mixture at 0.33-0.5 pt./A and apply before alfalfa exceeds 6 inches in height.

For fields with existing sod grasses (e.g., bromegrass, orchardgrass, rye, or timothy), when existing weeds exceed 3 inches in height or when very dry conditions exist, add Gramoxone Extra at the rate of 2.5 pts./A in place of or in addition to 2,4-D, as indicated above. Do not apply Gramoxone Extra in

suspension-type liquid fertilizer. Observe all directions for use, precautions, and limitations on the respective product labels when applying these products in tank-mix combination.

10. **TANK MIXTURE WITH BLADEx* OR EXTRAZINE II*; OR BLADEx + AATREX + 2,4-D; OR EXTRAZINE II + 2,4-D; OR BLADEx + AATREX + 2,4-D + BANVEL** OR EXTRAZINE II + 2,4-D + BANVEL** FOR MINIMUM-TILLAGE OR NO-TILLAGE SYSTEMS**

*See Comment No. 1 following Chart 1 for special mixing instructions.

**Apply the tank mixtures with Banvel to field corn only.

In minimum-tillage or no-tillage systems where corn is planted directly into a cover crop, stale seedbed, established sod, or previous crop residues, Dual II Magnum applied in combination with Bladex, Bladex + AAtrex, or Extrazine II will provide control of emerged small annual weeds, and extended control of those species on the Dual II Magnum, Bladex, and Extrazine II labels.

Apply Dual II Magnum in tank-mix combination with Bladex according to the **Tank Mixture with Bladex** and **Tank Mixture with AAtrex...** sections of this label or the preemergence section of the Bladex and AAtrex labels. Where heavy corn residues exist at the time of treatment, follow directions for use in the **Bladex + Dual** tank mixture in the **Minimum- or No-Till Weed Control** section of the Bladex label. Refer to the **Dual II Magnum + Bladex** section of this label for the Dual II Magnum rate and to the **Extrazine II** label for its rate. Using a minimum of 25 gals./A of carrier, add an appropriately labeled 2,4-D amine or low volatile ester to the spray tank last.

As carriers, nitrogen solutions and complete liquid fertilizers, applied before corn emergence, enhance burndown of existing weeds, and therefore, are recommended instead of water. Add X-77 surfactant at 1.0-2.0 qts./100 gals. of diluted spray, or another appropriate surfactant at its recommended rate, or add crop oil concentrate plus 28% liquid nitrogen (or equivalent). Apply before weeds exceed 3 inches in height. If alfalfa is present, add Banvel to the spray mixture at 0.33-0.5 pt./A and apply before alfalfa exceeds 6 inches in height.

For fields with existing sod grasses (e.g., bromegrass, orchardgrass, rye, or timothy), when existing weeds exceed 3 inches in height or when very dry conditions exist, add Gramoxone Extra at the rate of 2.5 pts./A in place of or in addition to 2,4-D, as indicated above. Do not apply Gramoxone Extra in suspension-type liquid fertilizer. Observe all directions for use, precautions, and limitations on the respective product labels when applying these products in tank-mix combination.

11. TANK MIXTURE WITH MARKSMAN IN CONSERVATION TILLAGE – FIELD AND SILAGE CORN

In conservation tillage systems where corn is planted directly into a cover crop or previous crop residue, Dual II Magnum + Marksman will kill most emerged small annual weeds. Apply Dual II Magnum + Marksman before, during, or after planting, but before corn emergence on *medium* and *fine soils* with greater than 2.5% organic matter. For fields with existing vegetation exceeding 3 inches in height or when very dry conditions exist, add Gramoxone Extra at its standard rate. Dual II Magnum + Marksman may be applied postemergence to corn less than 3 inches tall and before weedy grasses exceed the 2-leaf stage.

As carriers, nitrogen solutions and complete liquid fertilizers, applied before corn emergence, enhance burndown of existing weeds. Do not apply Gramoxone Extra in suspension-type liquid fertilizer or use on emerged corn.

Refer to the Marksman label and follow all directions, limitations, precautions, and information regarding application and use in corn.

12. TANK MIXTURE WITH BROADSTRIKE+DUAL

For preplant surface, preplant incorporated, or preemergence application where severe grass populations are expected on medium- or fine-textured soils with relatively high organic matter content, Broadstrike+Dual may be spiked with Dual II Magnum for optimum performance. Refer to the Broadstrike+Dual label for its use rate and the amount of metolachlor active ingredient it contains.

[To determine how much Dual II Magnum can be added, use the following 3-step method:

1. Determine the lbs. of metolachlor a.i. to be applied in Broadstrike+Dual where 1.0 pt. contains 0.93 lb. of metolachlor a.i.
2. Multiply the lbs. a.i. of metolachlor from step 1 by 0.625.
3. To this value, Dual II Magnum (1.0 pt. = 0.95 lb. a.i.) may be added up to, but not to exceed the maximum Dual II Magnum Alone label rate (lbs. a.i.) for the soil classification.]

Refer to the respective labels and follow all directions, limitations, and restrictions for each product.

13. TANK MIXTURE WITH EXTRAZINE II*

The tank mixture of Dual II Magnum and Extrazine II controls all weeds controlled by Dual II Magnum alone and by Extrazine II alone. Refer to the **Dual II Magnum Applied Alone** section for weeds controlled by Dual II Magnum and

to the Extrazine II label for weeds controlled by Extrazine II. Refer to the respective labels for application methods, timing, restrictions, and precautions; and use in accordance with the more restrictive label. Apply Dual II Magnum according to the rate specified in the **Dual II Magnum + Bladex** section of this label and Extrazine II according to its label. Do not exceed the label rate of either product.

*See Comment No. 1 following Chart 1 for special mixing instructions.

E. COTTON – DUAL II MAGNUM ALONE

Application: Apply Dual II Magnum preemergence only in Area 1* at the rate of 0.5-1.0 pts./A on sandy loams, 0.66-1.33 pts./A on *medium soils*, or 1.0-1.33 pts./A on *fine soils*. Apply Dual II Magnum preplant incorporated or preemergence in Area 2** at 1.0 pts./A on sandy loams, 1.0-1.33 pts./A on *medium soils*, or 1.33 pts./A on *fine soils*. **Do not use on sands and loamy sand.**

*Area 1 = AR, LA, MS, TN, and Bootheel of MO

**Area 2 = NM, OK, and TX

Preplant Incorporated (NM, OK, and TX Only): Apply to the soil and incorporate into the top inch of soil immediately before planting, at planting, or after planting, but before crop or weeds emerge. Use a rolling cultivator or similar implement to uniformly incorporate not more than 1 inch deep. Use a preplant incorporated application if furrow irrigation is used or when a period of dry weather after application is expected. Where furrow irrigation is used, wet the top of the bed for best results. If the crop is to be planted on beds, apply and incorporate after bed formation. Cotton should be planted below the zone of incorporation; i.e., at least 1 inch on *fine soils* and 1.5 inches on *coarse* and *medium soils*. If incorporated prior to planting, use a planter that will result in a minimum of soil disturbance.

Note: For best control of yellow nutsedge and suppression of seedling johnsongrass, apply Dual II Magnum preplant incorporated at the maximum rate for the soil texture, whether applied alone or mixed with Caparol 4L.

Preemergence: Apply to the soil surface at planting or after planting, but before weeds or crop emerge.

Precautions: To avoid crop injury, (1) Do not apply Dual II Magnum on sand or loamy sand soils, or in areas where water is likely to "pond" over the bed; (2) To avoid concentration in the seed furrow, do not make broadcast applications of Dual II Magnum to cotton planted in furrows more than 2 inches deep. Band applications may be made to cotton planted in furrows deeper than 2 inches, but band width should not exceed the width of the bottom of the furrow; and (3) Do not apply on Taloka silt loam. (4) Do not use in Gaines County, TX.

Note: To avoid possible illegal residues, do not graze or feed forage or fodder from cotton to livestock.

F. COTTON – DUAL II MAGNUM COMBINATIONS

1. TANK MIXTURE WITH CAPAROL 4L

Dual II Magnum tank mixtures with Caparol 4L may be applied in water or fluid fertilizer. When fluid fertilizer is used as a carrier for Dual II Magnum, either alone or in combination with Caparol 4L, mix only the amount that will be sprayed in one operation. These mixtures should not be allowed to stand without agitation.

In addition to those weeds controlled by Dual II Magnum alone, Dual II Magnum + Caparol 4L, applied preplant incorporated or preemergence, also controls the following weeds: junglerice, wild oats, annual morningglory, groundcherry, hairy nightshade, lambsquarters, malva, mustard, prickly sida (teaweed), purslane, ragweed, and shallow-germinating seedlings of cocklebur and coffeeweed.

Preplant Incorporated or Preemergence: Apply Dual II Magnum + Caparol 4L, either preplant incorporated or preemergence, using the appropriate rate from Table 5. Cotton should be planted below the zone of incorporation; i.e., at least 1.0 inch on *fine soils* and 1.5 inches on *coarse* and *medium soils*. If incorporated before planting, use a planter that will result in a minimum of soil disturbance.

Table 5: Dual II Magnum + Caparol 4L – Cotton (NM, OK, TX)

| Use Areas | Soil Texture | Broadcast Rates Per Acre | |
|--|------------------|--------------------------|------------|
| | | Dual II Magnum | Caparol 4L |
| ALL | Sand, loamy sand | DO NOT USE | |
| OK, and Blacklands and Gulf Coast of TX | Loams | 0.8-1.33 pts. | 2.4 pts. |
| | Clays | 1.33 pts. | 4.8 pts. |
| Rio Grande Valley of TX | Loams | 0.8-1.33 pts. | 3.2 pts. |
| | Clays | 1.33 pts. | 4.8 pts. |
| NM; High Plains, Rolling Plains, Edwards Plateau of TX; and Southwest TX | Sandy loam | 0.8-1.0 pt. | 1.6 pts. |
| | Loams | 0.8-1.33 pts. | 2.4 pts. |
| | Sandy clay loams | 1.33 pts. | 2.4 pts. |
| | Other clay soils | 1.33 pts. | 3.2 pts. |

Precautions: (1) To avoid concentration in the seed furrow, do not make broadcast applications of Dual II Magnum + Caparol 4L to cotton planted in furrows more than 2 inches deep. Band applications may be made to cotton planted in furrows deeper than 2 inches, but band width should not exceed the width of the bottom of the furrow. To avoid crop injury, (2) Do not apply on sand or loamy sand soils, or in areas where water is likely to "pond" over the bed; (3) Do not apply in cut areas of newly leveled fields, or in areas of excess salt; (4) Do not apply to glandless cotton varieties; and (5) Do not apply on Taloka silt loam. (6) Do not use in Gaines County, TX.

Note: To avoid possible illegal residues, do not graze or feed forage or fodder from cotton to livestock.

Refer to the Caparol 4L label for further instructions and limitations.

2. TANK MIXTURE WITH COTORAN DF

Dual II Magnum may be applied in tank mixture with Cotoran DF preemergence for control of those weeds controlled by Dual II Magnum alone and those as listed on the Cotoran DF label. This combination will also control spotted spurge, hyssop spurge, nodding spurge, and prostrate spurge. Apply to the soil surface at planting or after planting, but before weeds or crop emerge, using the appropriate rates from Table 6.

Mixing Instructions: Incompatibility may occur when tank mixing Dual II Magnum and Cotoran DF. To help overcome this condition, fill the spray tank $\frac{1}{4}$ full with water or fluid fertilizer and start agitation, add the Cotoran DF and allow it to become dispersed. Add X-77 at 0.5% volume/volume final spray (4.0 pts./100 gals.), then add the Dual II Magnum and finally the rest of the water or fluid fertilizer. Agitate during mixing and application to maintain a uniform suspension.

Table 6: Dual II Magnum + Cotoran DF – Cotton

| Soil Texture | Broadcast Rates Per Acre | | |
|-----------------------|--------------------------|----------|-------------------------|
| | Dual II Magnum (pts.) | | Cotoran DF*** (lbs.) |
| | Area 1* | Area 2** | |
| Sand, loamy sand | DO NOT USE | | |
| Sandy loam | 0.5-1.0 | 0.8-1.0 | 1.2 |
| Loam, silt loam, silt | 0.66-1.33 | 1.0-1.33 | 1.2-1.9 |
| Fine soil | 1.0-1.33 | 1.33 | 1.9-2.4 |

*Area 1 = AR, LA, MS, Bootheel of MO and TN.

**Area 2 = Eastern OK, Gulf Coast, Rio Grande Valley, and Eastern TX.

***When using Cotoran 4L, use equivalent rates. Multiply lbs. of Cotoran DF by 1.7 to get pts. of Cotoran 4L.

Precautions: (1) Do not apply Dual II Magnum + Cotoran on sand or loamy sand soils, or in areas where water is likely to "pond" over the bed, or crop injury may occur. (2) To avoid concentration in the seed furrow, do not make broadcast applications of Dual II Magnum + Cotoran to cotton planted in furrows more than 2 inches deep. Band applications may be made to cotton planted in furrows deeper than 2 inches, but band width should not exceed the width of the bottom of the furrow. (3) The use of Cotoran following the use of a systemic insecticide at planting may result in crop injury. (4) Do not use on Taloka silt loam, or crop injury may occur. (5) Do not use in Gaines County, TX.

Refer to the Cotoran labels for further instructions, precautions, and limitations.

Note: To avoid possible illegal residues, do not feed treated forage or gin trash to livestock, or graze treated areas.

3. TANK MIXTURE OF DUAL II MAGNUM OR DUAL II MAGNUM + COTORAN WITH GRAMOXONE EXTRA OR ROUNDUP FOR MINIMUM-TILLAGE OR NO-TILLAGE SYSTEMS

In minimum-tillage or no-tillage systems where cotton is planted directly into a cover crop, stale seedbed, or previous crop residues, the contact herbicides Gramoxone Extra or Roundup may be added to a tank mix of either Dual II Magnum or Dual II Magnum + Cotoran. When used as directed, the Gramoxone Extra portion of the tank mixture controls most emerged weeds and suppresses many perennial weeds. Roundup combinations will control emerged annual and perennial weeds when applied as directed on the Roundup label. The Dual II Magnum and Dual II Magnum + Cotoran portion of the tank mixture provides preemergence control of the weeds listed on this label in the Dual II Magnum and Dual II Magnum + Cotoran sections, respectively.

Refer to the label of each product used in combination and observe the planting details, information regarding application, geographical restrictions, and all other precautions and limitations. Refer to **Mixing Instructions** under **Tank Mixture with Cotoran DF** section.

Application: Apply before, during, or after planting, but before the cotton emerges, at the rates specified below. Apply Dual II Magnum at 0.8-1.0 pt./A on sandy loams, *medium-*, and *fine-textured* soils. Refer to Table 6 for the Cotoran DF rates.

Add Gramoxone Extra or Roundup at the following broadcast rates:

Gramoxone Extra: 1.5-2.0, 2.0-2.5, or 2.5-3.0 pts./A to 1-3, 3-6, or 6-inch tall weeds, respectively. Apply surfactant at 1.0 or 2.0 pts./100 gals. of spray mixture with 75% or greater or 50-

74% nonionic active ingredient, respectively. This treatment will not control weeds taller than 6 inches.

Note: Do not apply combinations containing Gramoxone Extra in suspension-type liquid fertilizers, as the activity of paraquat will be reduced.

Roundup: See the Roundup label for weeds controlled, recommended rates, and other use directions.

Apply in 20-60 gals. of water or fluid fertilizer per acre with ground equipment.

*Precautions: (1) If heavy rain occurs soon after application, crop injury may result, especially in poorly drained areas where water stands for several days, or where the seeding slit has not been properly closed. (2) Refer to the Cotoran labels and the **Tank Mixture with Cotoran DF** section of this label for further instructions, precautions, and limitations. (3) Do not use in Gaines County, TX.*

G. PEANUTS – DUAL II MAGNUM ALONE

Apply Dual II Magnum, either preplant incorporated, postplant incorporated, or preemergence, using the appropriate rate specified below. **Preplant Incorporated or Preemergence:** Follow instructions for use of Dual II Magnum alone under **Application Procedures**. **Postplant Incorporated:** Apply and shallowly incorporate Dual II Magnum into the soil after planting, but before peanut germination. Incorporation depth and incorporating implements must be kept above the seed, or seed will be damaged.

Apply Dual II Magnum alone, preplant incorporated, postplant incorporated, or preemergence, at a broadcast rate of 1.0-1.33 pts./A in the Southeast* and 0.8-1.33 pts./A in NM, OK, and TX.

*In the Southeast, use 1.33-2.0 pts./A and apply preemergence for partial control of Florida beggarweed.

Notes: (1) Dual II Magnum alone may be applied as directed after any of the following preplant incorporated herbicides when used according to their label recommendations: Balan at 3.0-4.0 qts./A; Treflan E.C. at 1.0 pt./A; Vernam® at 2.33-3.0 pts./A; Sonalan at 1.25-3.0 pts./A; Pursuit at 0.25 pt./A; or Prowl at 1.0-2.0 pts./A. (2) Do not graze or feed peanut forage or fodder to livestock for 30 days following application, and (3) Do not apply within 90 days of harvest, or illegal residues may result.

H. PEANUTS – DUAL II MAGNUM COMBINATIONS

1. TANK MIXTURE WITH BALAN L.C.

Dual II Magnum + Balan tank mixture applied preplant incorporated controls those weeds listed under **Dual II Magnum Applied Alone** and those weeds as listed on the Balan label.

Apply 1.0-1.33 pts./A of Dual II Magnum + 3.0-4.0 qts./A of Balan in a minimum of 10 gals. of spray volume per acre for ground application or in a minimum of 5.0 gals. of spray volume per acre for aerial application. Follow the recommended procedures for Balan on the Balan label for soil preparation and incorporation of this tank mix. Apply and incorporate Dual II Magnum + Balan up to 14 days prior to planting.

Note: Follow all restrictions and precautions on the Balan label.

2. TANK MIXTURE OR SEQUENTIALLY WITH PURSUIT

The tank mixture or sequential treatment of Dual II Magnum and Pursuit controls all weeds controlled by Dual II Magnum alone and by Pursuit alone. Refer to the **Dual II Magnum Applied Alone** section for weeds controlled by Dual II Magnum and to the Pursuit label for weeds controlled by Pursuit.

Refer to the respective labels for application methods, timing, rates, restrictions, and precautions; and use in accordance with either product. Dual II Magnum will not control emerged weeds.

3. TANK MIXTURE WITH SONALAN

The tank mixture controls all weeds controlled by Dual II Magnum alone and by Sonalan alone. Refer to the **Dual II Magnum Applied Alone** section for weeds controlled by Dual II Magnum and to the Sonalan label for weeds controlled by Sonalan.

Apply Dual II Magnum + Sonalan preplant incorporated, using the appropriate rate from Table 7. Follow recommended soil preparation procedures for Sonalan. Refer to the Peanut Sonalan/Dual Tank Mixture label for incorporation specifications.

Table 7: Dual II Magnum + Sonalan – Peanuts

| Soil Texture | Broadcast Rates Per Acre | | | |
|---------------|--------------------------|---------------|-------------------|---------------|
| | Southeast | | NM, OK, TX | |
| | Dual II Magnum | Sonalan | Dual II Magnum | Sonalan |
| COARSE | 1.0-1.33 pts. | 1.25-2.0 pts. | 0.8-1.33 pts. | 1.25-2.0 pts. |
| MEDIUM | 1.0-1.33 pts. | 1.75-2.5 pts. | 0.8-1.33 pts. | 1.75-2.5 pts. |
| FINE | 1.0-1.33 pts. | 2.25-3.0 pts. | 0.8-1.33 pts. | 2.25-3.0 pts. |

Note: Follow all use directions, limitations, precautions, and information regarding application to peanuts on the Dual II Magnum and Sonalan labels.

4. TANK MIXTURE WITH PROWL

Dual II Magnum + Prowl applied preplant incorporated controls all weeds controlled by Dual II Magnum alone plus Texas panicum, field sandbur, johnsongrass from seed, lambsquarters, kochia, annual spurge, and other species on the Prowl label. Apply Dual II Magnum + Prowl by ground or by aerial equipment within 14 days before planting. Incorporate into the top 1-2 inches of soil before planting and within 7 days of application, using a finishing disk or similar implement capable of providing uniform incorporation. If peanuts will be planted on beds, apply and incorporate after bed formation. Refer to the **Incorporation** instructions of the respective labels for additional directions.

Apply Dual II Magnum + Prowl preplant incorporated, using the appropriate rates from Table 8.

43 8 86

Table 8: Dual II Magnum + Prowl – Peanuts

| Soil Texture | Broadcast Rates Per Acre | |
|------------------|--------------------------|-----------------------------|
| | NM, OK, TX | Other Peanut Growing States |
| | Dual II Magnum + Prowl | Dual II Magnum + Prowl |
| Sand, loamy sand | 0.8 + 1.0-1.5 pts. | 1.0-1.33 + 1.5-2.0 pts. |
| Sandy loam | 0.8-1.0 + 1.0-1.5 pts. | 1.0-1.33 + 1.5-2.0 pts. |
| Fine soil | 1.33 + 1.0-1.5 pts. | 1.33 + 1.5-2.0 pts. |

Note: Follow all use directions, limitations, precautions, and information regarding application to peanuts on the Dual II Magnum and Prowl labels.

5. SEQUENTIALLY WITH STORM

Apply Dual II Magnum according to the directions for **Dual II Magnum Alone** and follow with a postemergence treatment of Storm as specified on its label for the control of weeds listed on the Dual II Magnum label and on the Storm label. Refer to the **Dual II Magnum – Peanuts – Alone** section and to the Storm label and follow all directions, limitations, and restrictions for each product.

6. MULTIPLE APPLICATIONS

Where weed pressure is heavy or where species difficult to control are expected, Dual II Magnum is most effective when used as follows:

A. Southeast Only (AL, FL, GA, NC, SC, VA)

Preplant Incorporated: Apply Dual II Magnum preplant incorporated as directed under **Peanuts – Dual II Magnum Alone** or apply Dual II Magnum + Balan preplant incorporated as directed previously in this section. Refer to the respective section for weeds controlled.

OR

Preemergence to before “ground cracking”: Apply Dual II Magnum any time from preemergence to before “ground cracking” at 1.0-2.0 pts./A for extended control of weeds not yet emerged. **Do not use Dual II Magnum after peanut emergence.** If peanuts have emerged, use other Dual formulations (Dual, Dual 8E, Dual Magnum) according to their label: **Peanuts – Combinations – Multiple Applications.**

Follow the PPI or PRE application by:

Lay-by: Do not use Dual II Magnum. Apply Dual, Dual 8E, or Dual Magnum at lay-by as directed under the **Peanuts – Alone** section of the respective label.

Notes: (1) Do not apply more than the equivalent of 2.67 lbs. active ingredient of Dual II Magnum per acre during any one year, or illegal residues may result. If Dual, Dual 8E, Dual II or Dual IIG is used as a sequential treatment, the lbs. active ingredient multiplied by 0.625 plus the lbs. active ingredient of Dual II Magnum should not exceed 2.67 lbs. If Dual Magnum is used as a sequential treatment, the lbs. active ingredient (1.0 pt. = 0.95 lb.) plus the lbs. active ingredient of Dual II Magnum should not exceed 2.67 lbs. **Do not use Dual II, Dual II Magnum, or Dual IIG after peanuts have emerged.** (2) Do not graze or feed peanut forage or fodder to livestock for 30 days following application, and (3) Do not apply within 90 days of harvest, or illegal residues may result.

B. Southwest Only (NM, OK, TX)

1st Application: Apply Dual II Magnum preplant incorporated or preemergence to before "ground cracking" as directed under **Peanuts – Dual II Magnum Alone** or apply Dual II Magnum + Balan preplant incorporated as directed previously in this section. **Do not use Dual II Magnum after peanut emergence.** If peanuts have emerged, use Dual according to its label.

2nd Application: **Do not use Dual II Magnum.** Apply Dual, Dual 8E, or Dual Magnum at lay-by as directed under the **Peanuts – Alone** section of the respective label. Use only when late germinating weeds are expected to be a problem. Refer to the product **Applied Alone** section for a list of weeds controlled.

Notes: (1) Do not apply more than the equivalent of 2.67 lbs. active ingredient of Dual II Magnum per acre during any one year, or illegal residues may result. If Dual, Dual 8E, Dual II or Dual IIG is used as a sequential treatment, the lbs. active ingredient multiplied by 0.625 plus the lbs. active ingredient of Dual II Magnum should not exceed 2.67 lbs. If Dual Magnum is used as a sequential treatment, the lbs. active ingredient (1.0 pt. = 0.95 lb.) plus the lbs. active ingredient of Dual II Magnum should not exceed 2.67 lbs. **Do not use Dual II, Dual II Magnum, or Dual IIG after peanuts have emerged.** (2) Do not graze or feed peanut forage or fodder to livestock for 30 days following application, and (3) Do not apply within 90 days of harvest, or illegal residues may result.

I. **POD CROPS – DUAL II MAGNUM ALONE**

Pod crops, including: garbanzo, great northern beans, kidney beans, lima beans, mung beans, navy beans, peas (English*; southern peas, such as blackeye, pinkeye, crowder, etc.), pinto beans, snap beans (green, wax, string), and lupines (sweet, white, white sweet, and grain).

A. **Fall Application**

1. Apply after September 30 in ND, SD, MN, WI, and north of Route 30 in IA.
2. Apply after October 15 north of Route 91 in NE and south of Route 30 in IA.
3. Apply after October 31 north of Route 136 in IL.

In all locations, apply to crop stubble after harvest when the sustained soil temperature at a 4-inch depth is less than 55°F and falling. In minimum-till or no-tillage systems on soils having greater than 2.5% organic matter, use 1.67-2.0 pts./A on *medium-textured* and 2.0 pts./A on *fine-textured soils*. Do not apply to frozen ground. A tillage operation may precede the application. A fall and/or a spring tillage may follow application, but do not exceed an incorporation depth greater than 2-3 inches. Minimize furrow and ridge formation in the tillage operations. **Note:** If a spring application is made, the total rate of the fall plus spring applications must not exceed the maximum total rate for pod crops, or illegal residues may result.

B. **Spring Application**

Apply Dual II Magnum, either preplant incorporated or preemergence, using the appropriate rate specified below. **Preplant Incorporated or Preemergence:** Follow instructions for use of Dual II Magnum alone under **Application Procedures**. On *coarse soils* with less than 3% organic matter, apply 1.0-1.33 pts./A of Dual II Magnum or 1.33 pts./A if organic matter is 3% or greater. On *medium soils*, apply 1.33-1.67 pts./A of Dual II Magnum. On *fine soils*, apply 1.33-1.67 pts./A of Dual II Magnum if organic matter content is less than 3%, or 1.67-2.0 pts./A if organic matter content is 3% or greater.

*On English peas, use only preemergence applications. Do not use on English peas in northeastern U.S., or injury may occur.

Notes: To avoid possible illegal residues, (1) Do not cut for hay within 120 days following a Dual II Magnum application, and (2) Do not apply more than 2.0 pts./A of Dual II Magnum during any one crop year, depending on soil texture.

J. POD CROPS – DUAL II MAGNUM COMBINATIONS

Note: When applying Dual II Magnum in combination on pod crops, do not cut for hay within 120 days following application, or illegal residues may result.

1. TANK MIXTURE AND SEQUENTIAL APPLICATIONS WITH EPTAM – BEANS (GREEN OR DRY)

This mixture controls all weeds controlled by Dual II Magnum alone and by Eptam alone. Refer to the **Dual II Magnum Applied Alone** section of this label for weeds controlled by Dual II Magnum alone and to the Eptam label for weeds controlled by Eptam.

Preplant Incorporated: Follow instructions for use of Dual II Magnum alone under **Application Procedures**. **Sequential:** Apply Eptam alone preplant incorporated, as specified on that label. Follow with a preemergence application of Dual II Magnum, at rates specified for Dual II Magnum alone, during planting (behind the planter) or after planting, but before the weeds or crop emerge.

Refer to the **General Information** section of this label and to the Eptam label for weather, cultural practices, and all other precautions and limitations that affect performance of these products.

Apply 2.5-4.5 pts./A of Eptam 7E* with Dual II Magnum as specified. On *coarse soils*, apply 0.8 pt./A of Dual II Magnum if organic matter content is less than 3%, or 1.0 pt./A if organic matter content is 3% or greater. On *medium soils*, apply 1.0 pt./A of Dual II Magnum if organic matter content is less than 3%, or 1.33 pts./A if organic matter content is 3% or greater. On *fine soils*, apply 1.33 pts./A of Dual II Magnum if organic matter is less than 3%, or 1.33-1.67 pts./A if organic matter is 3% or greater.

*Refer to the Eptam label for rate limitations depending on geographical area, and for species and varietal restrictions.

Precaution: Do not exceed 3.5 pts./A Eptam 7E on small white beans or green beans grown on coarse-textured soils.

2. TANK MIXTURE WITH TREFLAN – BEANS (DRY – KIDNEY, NAVY, PINTO, ETC.; LIMA; AND SNAP)

Dual II Magnum + Treflan tank mix applied preplant incorporated controls those weeds listed under **Dual II Magnum Applied Alone** and those weeds listed for Treflan alone on the Treflan label. Dual II Magnum + Treflan may be applied by ground or by aerial equipment and incorporated up to 14 days prior to planting. Follow the recommended procedures on this label and on the respective Treflan label using equipment that provides uniform 2-inch incorporation.

Apply Dual II Magnum + Treflan tank mix using the appropriate Dual II Magnum rate specified for Dual II Magnum alone, and the Treflan rate from the Dry Beans, and the Lima and Snap Beans sections of the respective Treflan label. Choose the product rate for the specific soil texture/organic matter classification and weed species expected.

Note: Follow all restrictions and precautions on the respective Treflan label and in the **Pod Crops – Dual II Magnum Alone** section of this label.

K. POTATOES – DUAL II MAGNUM ALONE

Apply Dual II Magnum, either incorporated or preemergence, according to directions specified below for control of weeds listed under the **General Information** section. Within a rate range, use the lower rate on soils relatively coarse-textured or low in organic matter; use the higher rate on soils relatively fine-textured or high in organic matter. Effectiveness will be reduced if later cultural practices expose untreated soil.

Incorporated: Apply Dual II Magnum at 1.0-2.0 pts./A to the soil and incorporate into the top 3 inches before planting, using a finishing disk, harrow, rolling cultivator, or similar implement. Planting and later cultural practices should not bring untreated soil to the surface. Postplant incorporated application may be made any time after planting to drag-off, but before potato emergence. Use an implement that evenly distributes Dual II Magnum in the top 2 inches of soil. Do not damage potato seed pieces or sprouts with incorporation equipment.

Preemergence: Apply Dual II Magnum at 1.0-2.0 pts./A, either after planting as a preemergence, delayed preemergence, after drag-off or hilling treatment, but before weeds emerge. Up to 2.5 pts./A of Dual II Magnum alone may be used where soil organic matter is between 6% and 20%.

Precautions: (1) Do not use on muck or peat soils. If cool, wet soil conditions occur after application, Dual II Magnum may delay maturity and/or reduce yield of Superior and other early maturing potato varieties. To avoid crop injury, (2) Do not use on sweet potatoes or yams; (3) Do not apply both as a preemergence and an incorporated treatment; and (4) Do not use in Kern County, CA.

Note: Potatoes treated with Dual II Magnum should not be harvested within 60 days after the at-planting to drag-off application, or illegal residues may result.

L. POTATOES – DUAL II MAGNUM COMBINATIONS

1. TANK MIXTURE WITH SENCOR OR LEXONE

In addition to those weeds controlled by Dual II Magnum alone, Dual II Magnum applied in tank-mix combination with, or sequentially with, any of the registered Sencor or Lexone formulations, also controls the following broadleaf weeds: cocklebur*, hairy nightshade*, hemp sesbania, jimsonweed*, lambsquarters, prickly sida, ragweed, smartweed, velvetleaf, Venice mallow, and wild mustard.

*Partially controlled.

Dual II Magnum at 1.0-2.0 pts./A plus the labeled Sencor/Lexone use rate may be used preemergence. Apply 1.0-1.33 pts./A of Dual II Magnum on *coarse soils* and 1.33-2.0 pts./A on other soil textures. Within this rate range, use the lower rate on soils relatively coarse-textured or low in organic matter; use the higher rate on soils relatively fine-textured or high in organic matter. Effectiveness will be reduced if later cultural practices expose untreated soil. Dual II Magnum will not control emerged weeds.

Refer to the Sencor or Lexone labels for precautionary statements, restrictions, application information, and weeds controlled.

Precautions: (1) Do not use Dual II Magnum + Sencor or Lexone on potatoes in Kern County, CA. (2) Do not apply to sweet potatoes or yams. (3) Do not use this tank mixture on muck or peat soils.

Note: Potatoes treated with Dual II Magnum in tank mixture with Sencor or Lexone cannot be harvested within 60 days after application, or illegal residues may result.

2. DUAL II MAGNUM + LOROX TANK MIXTURE (EAST OF ROCKY MOUNTAINS)

Dual II Magnum may be applied in a tank-mix combination with any of the registered Lorox formulations as a preemergence broadcast application to potatoes. Apply to the soil surface after planting and before emergence of the crop or after final drag-off according to the rates specified in Table 9.

Table 9: Dual II Magnum + Lorox – Potatoes (East of Rocky Mountains)

| Soil Texture | Broadcast Rates Per Acre | | | |
|---|--------------------------------------|--------------|------------------------|--------------|
| | 1% to Less Than 3% Organic Matter | | 3-5% Organic Matter | |
| | Dual II Magnum | Lorox* | Dual II Magnum | Lorox* |
| COARSE Sandy loam | 1.0 pt. | 1.0-1.5 lbs. | 1.33 pts. | 1.5-2.0 lbs. |
| MEDIUM Loam, silt loam, silt | 1.33 pts. | 1.5-2.0 lbs. | 1.67-2.0 pts. | 2.0-2.5 lbs. |

*When using Lorox L or Lorox DF, use equivalent rates. One pt. of Lorox L equals 1.0 lb. of Lorox DF.

Precautions: To avoid crop injury, (1) Do not use on sands or loamy sands, and (2) Do not incorporate or spray over the top of emerged potatoes.

Refer to the **General Information** section of this label and to the Lorox label for precautionary statements, restrictions, application information, and weeds controlled.

3. TANK MIXTURE WITH PROWL 4E

In addition to the weeds controlled by Dual II Magnum alone, this tank mixture with Prowl 4E controls such problem species as kochia, lambsquarters, purslane, annual spurge, stinging nettle, and others specified on the Prowl 4E Alone label. Apply Dual II Magnum + Prowl 4E preemergence or preemergence incorporated, according to the specific directions on the Prowl 4E label, using the rates in Table 10.

Table 10: Dual II Magnum + Prowl 4E –Potatoes

| Soil Texture | Broadcast Rates Per Acre | |
|---------------|-------------------------------|-------------------------------|
| | Less Than 3% Organic Matter | More Than 3% Organic Matter |
| | Dual II Magnum + Prowl 4E* | Dual II Magnum + Prowl 4E* |
| COARSE | 1.0-1.33 pts. + 1.0-1.5 pts. | 1.0-1.33 pts. + 1.0-1.5 pts. |
| MEDIUM | 1.33 pts. + 1.5-2.0 pts. | 1.33-1.67 pts. + 2.0-3.0 pts. |
| FINE | 1.33-1.67 pts. + 2.0-3.0 pts. | 1.67-2.0 pts. + 3.0 pts. |

*When using other formulations of Prowl, use equivalent rates of active ingredient.

Refer to the Dual II Magnum and Prowl 4E labels and observe all directions, timings, limitations, precautions, and restrictions concerning the use of these products on potatoes and follow the most restrictive.

4. TANK MIXTURE WITH PROWL 4E + EPTAM

In addition to the weeds controlled by Dual II Magnum alone, this tank mixture will control those species on the Prowl 4E and Eptam labels. Refer to the Dual II Magnum + Prowl 4E labels for rates of those products and add Eptam 7E at 3.5-7.0 pts./A, depending on geographical area. Refer to the respective Dual II Magnum, Prowl 4E, and Eptam labels and observe all directions, limitations, precautions, and restrictions concerning the use of these products on potatoes and follow the most restrictive.

M. SAFFLOWERS – DUAL II MAGNUM ALONE

Preplant Incorporated or Preemergence: Follow instructions for use of Dual II Magnum alone under **Application Procedures**.

On *coarse soils*, apply 1.0-1.33 pts./A of Dual II Magnum if organic matter content is less than 3%, or 1.33 pts./A if organic matter is 3% or greater. On *medium soils*, apply 1.33-1.67 pts./A of Dual II Magnum. On *fine soils*, apply 1.33-1.67 pts./A of Dual II Magnum if organic matter content is less than 3%, or 1.67-2.0 pts./A if organic matter content is 3% or greater.

N. GRAIN OR FORAGE SORGHUM (SEED TREATED WITH CONCEP OR SCREEN) – DUAL II MAGNUM ALONE

Apply Dual II Magnum, either preplant surface, preplant incorporated, or preemergence, using the appropriate rate specified below. Apply Dual II Magnum alone only when the sorghum seed has been properly treated by the seed company with Concep or Screen.

Preplant Surface-Applied: Refer to instructions for use of Dual II Magnum under **Application Procedures**. For minimum-tillage or no-tillage systems only, Dual II Magnum may be applied up to 45 days before planting in CO, IA, IL, KS, MO, NE, and SD. Use only split applications for treatments made 30-45 days prior to planting, with $\frac{2}{3}$ of the broadcast rate applied initially and the remaining $\frac{1}{3}$ at planting. Apply 1.5 pts./A of Dual II Magnum on *medium soils* or 1.67 pts./A on *fine soils*. Treatments less than 30 days prior to planting may be made either as a split or single application. Apply 1.33 pts./A of Dual II Magnum on *coarse soils* not more than 2 weeks prior to planting. Under dry conditions, irrigation after application is recommended to move Dual II Magnum into the soil.

Preplant Incorporated or Preemergence: Refer to instructions for use of Dual II Magnum under **Application Procedures**. Broadcast 1.0-1.33 pts./A of Dual II Magnum on *coarse soils*, 1.33-1.5 pts./A on *medium soils*, or 1.33-1.67 pts./A on *fine soils*.

Precautions: (1) If sorghum seed is not properly treated with Concep or Screen, Dual II Magnum will severely injure the crop. (2) Under high soil moisture conditions prior to sorghum emergence, injury may occur following the use of Dual II Magnum. The crop will normally outgrow this effect. (3) Do not use Dual II Magnum on sorghum grown under dry mulch tillage, or injury may occur. (4) Except for the split preplant surface treatment, do not make more than one application per year, or illegal residues may result.

O. GRAIN OR FORAGE SORGHUM (SEED TREATED WITH CONCEP OR SCREEN) – DUAL II MAGNUM COMBINATIONS

Dual II Magnum tank mixtures with AAtrex may be applied in water or fluid fertilizer. Apply Dual II Magnum in tank mixtures only when the sorghum seed has been properly treated by the seed company with Concep or Screen.

IMPORTANT: FOR TANK MIXTURES WITH AATREX (OR OTHER BRANDS OF ATRAZINE) – If applying Dual II Magnum in tank mixture with AAtrex, all the restrictions and rate limitations on the AAtrex label must be followed if more restrictive/protective than those on this label. In addition, if AAtrex is/must be applied at rates lower than those recommended on this label,

broadleaf weed control may be affected. Refer to the AAtrex label for weeds controlled at the reduced rates.

Precautions: (1) Applications of Dual II Magnum + AAtrex on highly alkaline soils or on eroded areas where calcareous subsoils are exposed may cause sorghum injury. (2) If sorghum seed is not properly treated with Concep or Screen, Dual II Magnum + AAtrex may severely injure the crop. (3) Under high soil moisture conditions prior to sorghum emergence, injury may occur following the use of Dual II Magnum + AAtrex. The crop will normally outgrow this effect. (4) Do not use Dual II Magnum + AAtrex on sorghum grown under dry mulch tillage, or injury may occur. (5) Except for the split preplant surface treatment, do not make more than one application per year, or illegal residues may result.

1. TANK MIXTURE WITH AATREX

In addition to the weeds controlled by Dual II Magnum alone, Dual II Magnum + AAtrex also controls the following broadleaf weeds when applied either preplant surface, preplant incorporated, or preemergence: cocklebur, common purslane, hairy nightshade, lambsquarters, morningglory, ragweed, smartweed, and velvetleaf.

Preplant Surface-Applied: Refer to instructions for use of Dual II Magnum under **Application Procedures**. For minimum-tillage or no-tillage systems only, Dual II Magnum + AAtrex may be applied up to 45 days prior to planting in IA, IL, eastern KS, MO, NE, and SD. Use only split applications for treatments made 30-45 days prior to planting, with $\frac{2}{3}$ of the broadcast rate applied initially and the remaining $\frac{1}{3}$ at planting. Apply 1.5 pts./A of Dual II Magnum + 1.7-2.0 lbs./A of AAtrex Nine-O* on *medium soils* with 1.5% organic matter or greater. Apply 1.5 pts./A of Dual II Magnum + 1.7-2.0 lbs./A of AAtrex Nine-O on *fine soils* with less than 1.5% organic matter, or apply 1.67 pts./A of Dual II Magnum + 2.0-2.2 lbs./A of AAtrex Nine-O on *fine soils* with 1.5% organic matter or greater. Treatments less than 30 days prior to planting may be made either as a split or single application. Under dry conditions, irrigation after application is recommended to move Dual II Magnum + AAtrex into the soil.

Precautions: To avoid crop injury, (1) Do not use on coarse soils, and (2) Do not use on medium soils with less than 1.5% organic matter.

Preplant Incorporated or Preemergence: Refer to instructions for use of Dual II Magnum under **Application Procedures**. On *medium soils* with 1.5% organic matter or greater, apply 1.0 pt./A of Dual II Magnum + 1.3 lbs./A of AAtrex Nine-O*. On *fine soils* with less than 1.5% organic matter, apply 1.0 pt./A of Dual II Magnum + 1.3 lbs./A of AAtrex Nine-O; on *fine soils* with 1.5% organic matter or greater, apply 1.2-1.33 pts./A of Dual II Magnum + 1.6-1.8 lbs./A of AAtrex Nine-O.

*When using AAtrex 4L, use equivalent rates. One lb. of AAtrex Nine-O equals 1.8 pts. of AAtrex 4L.

Precautions: To avoid crop injury, (1) Do not use on coarse soils; (2) Do not use on medium soils with less than 1.5% organic matter; (3) Do not use in NM, OK, or TX, except in northeast OK and the TX Gulf Coast and Blacklands areas; and (4) Do not apply preplant incorporated in AZ or the Imperial Valley of CA.

2. TANK MIXTURE OF DUAL II MAGNUM OR DUAL II MAGNUM + AATREX, WITH GRAMOXONE EXTRA, LANDMASTER BW, OR ROUNDUP FOR MINIMUM-TILLAGE OR NO-TILLAGE SYSTEMS

In minimum-tillage or no-tillage systems where sorghum (seed treated with Concep or Screen) is planted directly into a cover crop, stale seedbed, established sod, or previous crop residues, the contact herbicides Gramoxone Extra, Landmaster BW, or Roundup may be tank mixed with Dual II Magnum or Dual II Magnum + AAtrex. See Comment No. 9 following Chart 1. The Dual II Magnum or Dual II Magnum + AAtrex portion of the tank mixture provides preemergence control of the weeds listed on this label under the respective sections.

Refer to the label of each product used in combination and observe the planting details, restrictions, and all other precautions and limitations.

Application: Apply before, during, or after planting, but before sorghum emerges, at the appropriate rates listed under **Grain or Forage Sorghum – Dual II Magnum Alone** or – **Dual II Magnum Combinations – Dual II Magnum + AAtrex**, respectively. Add Gramoxone Extra, Landmaster BW, or Roundup at the following broadcast rates:

Gramoxone Extra: 1.5-2.0, 2.0-2.5, or 2.5-3.0 pts./A to 1-3, 3-6, or 6 inch tall weeds, respectively. Apply surfactant at 1.0 or 2.0 pts./100 gals. of spray mixture with 75% or greater or 50-74% nonionic active ingredient, respectively. This treatment will not control weeds taller than 6 inches.

Landmaster BW: 27-54 oz./A depending on weed species and size. See the Landmaster BW label for weeds controlled, recommended rates for specific weeds, and other information concerning use.

Roundup: See the Roundup or Roundup RT label for weeds controlled, recommended rates, and other use directions.

Apply in a minimum of 20 gals. of water per acre with conventional spray equipment.

P. SOYBEANS – DUAL II MAGNUM ALONE

Apply Dual II Magnum, either preplant surface-applied, preplant incorporated, or preemergence, using the appropriate rate specified below. **Preplant Surface-**

Applied, Preplant Incorporated, or Preemergence: Follow instructions for use of Dual II Magnum alone under **Application Procedures**.

Preplant Surface-Applied

A. Fall Application:

1. Apply after September 30 in ND, SD, MN, WI, and north of Route 30 in IA.
2. Apply after October 15 north of Route 91 in NE and south of Route 30 in IA.
3. Apply after October 31 north of Route 136 in IL.

In all locations, apply to crop stubble after harvest when the sustained soil temperature at a 4-inch depth is less than 55°F and falling. In minimum-till or no-tillage systems on soils having greater than 2.5% organic matter, use 1.67-2.0 pts./A on *medium-textured* and 2.0 pts./A on *fine-textured soils*. Do not apply to frozen ground. A tillage operation may precede the application. A fall and/or a spring tillage may follow application, but do not exceed an incorporation depth greater than 2-3 inches. Minimize furrow and ridge formation in the tillage operations. **Note:** If a spring application is made, the total rate of the fall plus spring applications must not exceed the maximum total rate on soybeans, or illegal residues may result.

- B.** Use on medium and fine soils with minimum-tillage or no-tillage systems in CO, CT, DE, IA, IL, IN, KS, KY, MA, MD, ME, MI, MN, MO, MT, ND, NE, NH, NY, OH, PA, RI, SD, TN, VA, VT, WI, WV, and WY. Apply $\frac{2}{3}$ the recommended rate of Dual II Magnum (1.67 pts./A on *medium soils* and 2.0 pts./A on *fine soils*) as a split treatment 30-45 days prior to planting and the remainder at planting. Applications made less than 30 days before planting may be as either a split or single treatment. Apply 1.33 pts./A on *coarse soils* not more than 2 weeks before planting.

Preplant Incorporated or Preemergence: On *coarse soils*, apply 1.0-1.33 pts./A of Dual II Magnum if organic matter content is less than 3%, or 1.33 pts./A if organic matter content is 3% or greater. On *medium soils*, apply 1.33-1.67 pts./A of Dual II Magnum. On *fine soils*, apply 1.33-1.67 pts./A of Dual II Magnum if organic matter content is less than 3%, or 1.67-2.0 pts./A if organic matter content is 3% or greater.

Note: On soybeans, Dual II Magnum may be used up to 2.5 pts./A as a preplant surface-applied, preplant incorporated, or preemergence treatment on soils having an organic matter content between 6% and 20%. The total Dual II Magnum rate applied to soybeans during any one crop should not exceed 2.5 pts./A.

Q. SOYBEANS – DUAL II MAGNUM COMBINATIONS

Water or fluid fertilizer **may be** used as carrier for Dual II Magnum in combination with Sencor, Lexone, **Lorox**, **Lorox Plus**, Gemini, Canopy, Preview, Pursuit, Scepter, Sonalan, or **Command**.

Note: For all of the following combinations, Dual II Magnum may be used up to 2.33 pts./A on soils having an organic matter content between 6% and 20%. The total Dual II Magnum **rate** applied to soybeans during any one crop year should not exceed 2.5 pts./A.

1. TANK MIXTURE WITH SENCOR OR LEXONE

In addition to those weeds controlled by Dual II Magnum alone, Dual II Magnum + Sencor or **Lexone**, when applied as directed, also controls the following broadleaf weeds: **cocklebur***, hairy nightshade, hemp sesbania, jimsonweed*, lambsquarters, prickly sida, ragweed, smartweed, velvetleaf, Venice mallow, and **wild mustard**.

*Partially controlled.

Apply Dual II Magnum and Sencor or Lexone preplant incorporated or preemergence, using the appropriate rates from Table 11. **Preplant Incorporated or Preemergence:** Follow instructions for use of Dual II Magnum alone under **Application Procedures**.

Sequential: Apply Dual II Magnum alone **Preplant Incorporated**, as specified in Table 11 for this tank mixture. Follow with a preemergence application of Sencor or Lexone during planting (behind the planter) or after planting, but before weeds or soybeans emerge.

Refer to the Sencor or **Lexone** labels for planting details and soybean variety restrictions.

Table 11: Dual II Magnum + Sencor or Lexone – Soybeans

| Soil Texture** | Broadcast Rates Per Acre | | | | | |
|---|-------------------------------------|---|-----------------------|------------------------------|---|-----------------------|
| | 0.5% to Less Than 3% Organic Matter | | | 3% Organic Matter or Greater | | |
| | Dual II Magnum | + | Sencor/ Lexone DF* | Dual II Magnum | + | Sencor/ Lexone DF* |
| COARSE Loamy sand (over 2% organic matter), sandy loam | 0.8-1.0 pt. | + | 0.33 lb. | 1.0 pt. | + | 0.5 lb. |
| MEDIUM | 1.0-1.33 pts. | + | 0.5 lb. | 1.33 pts. | + | 0.67 lb.*** |
| FINE | 1.33 pts. | + | 0.67 lb. | 1.33-1.67 pts. | + | 0.67 lb. |
| Mississippi Delta only Silty clay, clay | 1.33 pts. | + | 1.0 lb. | 1.33-1.67 pts. | + | 1.0 lb. |
| Muck or Peat (soils with more than 20% organic matter) | DO NOT USE | | | | | |

*When using Sencor 4 or Lexone 4L, multiply lbs. of DF by 1.5 to get pts./A.

**On all sand and on loamy sand with less than 2% organic matter, do not use this tank mixture preemergence, or the sequential treatment. Do not use the tank mixture preplant incorporated on any sand, loamy sand, or sandy loam, or crop injury may occur.

***Use 0.5 lb./A if applied preplant incorporated.

Precautions: (1) Do not use the tank mix or sequential application, on soil with less than 0.5% organic matter or on alkaline soil with a pH over 7.4, or crop injury may occur. (2) If heavy rain occurs soon after application, crop injury may result, especially in poorly drained areas where water stands for several days.

2. TANK MIXTURE WITH LOROX

In addition to those weeds controlled by Dual II Magnum alone, Dual II Magnum + Lorox, applied preemergence, also controls the following broadleaf weeds: cocklebur*, jimsonweed*, lambsquarters, morningglory*, prickly sida, ragweed, smartweed, velvetleaf*, Venice mallow, and wild mustard.

*Partially controlled.

Preemergence: Apply during planting (behind planter) or after planting, but before weeds or soybeans emerge. Refer to the Lorox label for planting details. Apply the appropriate rates from Table 12.

Precaution: Do not use on soil with less than 0.5% organic matter, or crop injury may occur.

Table 12: Dual II Magnum + Lorox – Soybeans

| Soil Texture* | Broadcast Rates Per Acre | | | | |
|--|-------------------------------------|---|--------------|------------------------------|----------------|
| | 0.5% to Less Than 3% Organic Matter | | | 3% Organic Matter or Greater | |
| | Dual II Magnum | + | Lorox DF*** | Dual II Magnum | + Lorox DF*** |
| COARSE** | 0.8 pt. | + | 1.0 lb. | 1.0 pt. | + 1.0-1.5 lbs. |
| MEDIUM | 1.0 pt. | + | 1.0-1.5 lbs. | 1.33 pts. | + 1.5-2.0 lbs. |
| FINE | 1.33 pts. | + | 2.0 lbs. | 1.33-1.67 pts. | + 2.5-3.0 lbs. |
| Muck or Peat (soils with more than 20% organic matter) | DO NOT USE | | | | |

*Do not use on sand, gravelly soils, or exposed subsoils.

**Do not use on loamy sand, except in the northeastern U.S. on loamy sand with over 1% organic matter.

***When using Lorox L or Lorox DF, use equivalent rates. One pt. of Lorox L equals 1.0 lb. of Lorox DF.

3. TANK MIXTURE WITH TREFLAN

Dual II Magnum + Treflan tank mix applied preplant incorporated controls those weeds listed under **Dual II Magnum Applied Alone** and those weeds listed for Treflan Alone on the Treflan label. Dual II Magnum + Treflan may be applied by ground or aerial equipment and incorporated up to 14 days before planting. Follow the recommended procedures on the Treflan and Dual II Magnum labels, using equipment that provides uniform 2-inch incorporation.

Apply Dual II Magnum + Treflan tank mix, using the appropriate rate from the **Soybeans – Dual II Magnum Alone** section of this label and the Treflan Alone

section of the Treflan label for the specific soil texture/organic matter classification and weed species expected.

To control DNA-resistant goosegrass* and other species on the respective labels where the soil organic matter is 3% or less, apply the rate in Table 13.

Table 13: Dual II Magnum + Treflan – Organic Matter Content Less Than 3%

| Soil Texture | Broadcast Rates Per Acre | | |
|----------------|--|----------------------------------|----------|
| | Dual II Magnum Organic Matter Less Than 3% | Treflan E.C.** Organic Matter | |
| | | Less Than 2% | 2-3% |
| COARSE* | 0.8-1.0 pt. | 1.0 pt. | 1.5 pts. |
| MEDIUM | 1.0 pt. | 1.5 pts. | 1.5 pts. |
| FINE | 1.33 pts. | 2.0 pts. | 2.0 pts. |

*Where a range of rates is given for Dual II Magnum, use the minimum rate where DNA-resistant goosegrass is the predominant species.

**When Treflan MTF or Treflan 5 is used, use comparable rates. Multiply pts. of Treflan E.C. by 1 for Treflan MTF and by 0.8 for Treflan 5.

Note: Follow all restrictions and precautions on the respective Treflan label and in the **Soybeans – Dual II Magnum Alone** section of this label.

4. TANK MIXTURE WITH SCEPTER

This tank mixture controls all weeds controlled by Dual II Magnum alone and by Scepter alone. Refer to the **Dual II Magnum Applied Alone** section for weeds controlled by Dual II Magnum and to the Scepter label for weeds controlled by Scepter. Refer to the Scepter label for geographical locations where this tank mixture may be applied.

Apply Dual II Magnum + Scepter preplant incorporated or preemergence, using rates in Table 14. Follow use directions under **Application Instructions** on the Scepter label. For preplant incorporated applications, apply and incorporate within 30 days before planting. Observe all other precautions and limitations on the Scepter labels.

Table 14: Dual II Magnum + Scepter – Soybeans

| Soil Texture | Broadcast Rates Per Acre | | | |
|---|-----------------------------|----------|---------------------------|----------|
| | Less Than 3% Organic Matter | | 3% or More Organic Matter | |
| | Dual II Magnum | Scepter | Dual II Magnum | Scepter |
| COARSE | 0.8 pt. | 0.67 pt. | 1.0 pt. | 0.67 pt. |
| MEDIUM | 1.0 pt. | 0.67 pt. | 1.33 pts. | 0.67 pt. |
| FINE | 1.33 pts. | 0.67 pt. | 1.33-1.67* pts. | 0.67 pt. |
| Muck or Peat (soils with more than 20% organic matter) | DO NOT USE | | | |

*Use the higher rate of Dual II Magnum if heavy weed infestations are expected.

Notes: (1) Do not apply within 90 days of harvest, and (2) Do not graze or feed treated soybean forage, hay, or straw to livestock, or illegal residues may result.

5. TANK MIXTURE WITH LOROX PLUS

This tank mixture controls all weeds controlled by Dual II Magnum alone and by Lorox Plus alone. Refer to the **Dual II Magnum Applied Alone** section for weeds controlled by Dual II Magnum and to the Lorox Plus label for weeds controlled by Lorox Plus.

Apply Dual II Magnum + Lorox Plus preemergence after planting, but before soybeans emerge, using rates in Table 15.

Note: Follow all use directions, limitations, precautions, information regarding application to soybeans, and rotational restrictions on the Dual II Magnum and Lorox Plus labels.

Table 15: Dual II Magnum + Lorox Plus – Soybeans

| Soil Texture | Broadcast Rates Per Acre | |
|---------------|--------------------------|-------------------|
| | 0.5 - 3% Organic Matter | |
| | Dual II Magnum | Lorox Plus (60DF) |
| COARSE | 0.8 pt. | 12-14 oz. |
| MEDIUM | 1.0 pt. | 14-16 oz. |
| FINE | 1.33 pts. | 16-18 oz. |

Precaution: Do not apply to sand, or to any soil with less than 0.5% organic matter, or to any soil with pH greater than 6.8.

6. TANK MIXTURE WITH GEMINI

This tank mixture controls all weeds controlled by Dual II Magnum alone and by Gemini alone. Refer to the **Dual II Magnum Applied Alone** section for weeds controlled by Dual II Magnum and to the Gemini label for weeds controlled by Gemini.

Apply Dual II Magnum + Gemini preemergence after planting, but before soybeans emerge, using rates in Table 16.

Note: Follow all use directions, limitations, precautions, information regarding application to soybeans, and rotational restrictions on the Dual II Magnum and Gemini labels.

Table 16: Dual II Magnum + Gemini – Soybeans

| Soil Texture | Broadcast Rates Per Acre | |
|------------------------------------|--------------------------|---------------|
| | 0.5 - 3% Organic Matter | |
| | Dual II Magnum | Gemini (60DF) |
| COARSE (Sandy loam only) | 0.8 pt. | 12-16 oz. |
| MEDIUM | 1.0 pt. | 16-20 oz. |
| FINE | 1.33 pts. | 20-24 oz. |

Precaution: Do not apply to sand or loamy sand, or to any soil with less than 0.5% organic matter, or to any soil with pH greater than 7.0, except as noted on the Gemini label.

7. TANK MIXTURE WITH CANOPY

This tank mixture controls all weeds controlled by Dual II Magnum alone and by Canopy alone. Refer to the **Dual II Magnum Applied Alone** section for weeds controlled by Dual II Magnum and to the Canopy label for weeds controlled by Canopy.

Apply preplant incorporated or preemergence, using the appropriate rates from Table 17. **Preplant Incorporated:** Apply within 2 weeks of planting. Uniformly incorporate into the top 1-2 inches of soil before planting soybeans.

Preemergence: Apply after planting, but before soybeans emerge.

Note: Follow all use directions, varietal restrictions, limitations, precautions, information regarding application to soybeans, and rotational restrictions on the Dual II Magnum and Canopy labels.

Table 17: Dual II Magnum + Canopy – Soybeans

| Soil Texture | Broadcast Rates Per Acre | | | |
|--------------|-------------------------------------|-------------|---------------------|-------------|
| | 0.5% to Less Than 3% Organic Matter | | 3-5% Organic Matter | |
| | Dual II Magnum | Canopy 75DF | Dual II Magnum | Canopy 75DF |
| COARSE | 0.8 pt. | 6.0-10 oz. | 1.0 pt. | 6.0-10 oz. |
| MEDIUM | 1.0 pt. | 8.0-12 oz. | 1.33 pts. | 8.0-12 oz. |
| FINE | 1.33 pts. | 10-14 oz. | 1.33-1.67 pts. | 10-14 oz. |

Precaution: Do not apply to sand, or to any soil with less than 0.5% organic matter, or to any soil with pH greater than 7.0, except as noted on the Canopy label.

8. TANK MIXTURE WITH PREVIEW

This tank mixture controls all weeds controlled by Dual II Magnum alone and by Preview alone. Refer to the **Dual II Magnum Applied Alone** section for weeds controlled by Dual II Magnum and to the Preview label for weeds controlled by Preview.

Apply preplant incorporated or preemergence, using the appropriate rates from Table 18. **Preplant Incorporated:** Apply within 2 weeks of planting. Uniformly incorporate into the top 1-2 inches of soil before planting soybeans.

Preemergence: Apply after planting, but before soybeans emerge.

62 986

Note: Follow all use directions, varietal restrictions, limitations, precautions, information regarding application to soybeans, and rotational restrictions on the Dual II Magnum and Preview labels.

Table 18: Dual II Magnum + Preview – Soybeans

| Soil Texture | Broadcast Rates Per Acre | | | |
|---------------|-------------------------------------|--------------|---------------------|--------------|
| | 0.5% to Less Than 3% Organic Matter | | 3-5% Organic Matter | |
| | Dual II Magnum | Preview 75DF | Dual II Magnum | Preview 75DF |
| COARSE | 0.8 pt. | 6.0 oz. | 1.0 pt. | 7.0 oz. |
| MEDIUM | 1.0 pt. | 7.0 oz. | 1.33 pts. | 8.0 oz. |
| FINE | 1.33 pts. | 8.0 oz. | 1.33-1.67 pts. | 9.0-10 oz. |

Precaution: Do not apply to sand, or to any soil with less than 0.5% organic matter, or to any soil with pH greater than 6.8.

9. TANK MIXTURE WITH COMMAND*

This tank mixture controls all weeds controlled by Dual II Magnum alone and by Command alone. Refer to the **Dual II Magnum Applied Alone** section for weeds controlled by Dual II Magnum and to the Command label for weeds controlled by Command.

Apply Dual II Magnum + Command preplant incorporated, using rates in Table 19. Follow all Command application instructions as to incorporation interval, geographical location, equipment operation, soil moisture conditions, etc.

***Note:** Before making applications, read and strictly follow all use directions, limitations, precautions, information regarding application to soybeans, and rotational restrictions on the Dual II Magnum and Command labels.

63 8 86

Table 19: Dual II Magnum + Command – Soybeans

| Soil Texture | Broadcast Rates Per Acre | | | |
|--------------|--------------------------|--------------------------------|---------------|---------------|
| | Dual II Magnum | | Command 4E | |
| | 0.5-3% Organic Matter | Greater Than 3% Organic Matter | Northern Area | Southern Area |
| COARSE | 0.8 pt. | 1.0 pt. | 1.5-2.0 pts. | 2.0-2.5 pts. |
| MEDIUM | 1.0 pt. | 1.33 pts. | 1.5-2.0 pts. | 2.0-2.5 pts. |
| FINE | 1.33 pts. | 1.33-1.67 pts. | 1.5-2.0 pts. | 2.0-2.5 pts. |

10. TANK MIXTURE WITH SONALAN

This tank mixture controls all weeds controlled by Dual II Magnum alone and by Sonalan alone. Refer to the **Dual II Magnum Applied Alone** section for weeds controlled by Dual II Magnum and to the Sonalan label for weeds controlled by Sonalan.

Apply Dual II Magnum and Sonalan preplant incorporated, using the appropriate rates from Table 20.

Preplant Incorporated: Follow recommended soil preparation procedures for Sonalan. Refer to the Sonalan/Dual Tank Mixture label for incorporation specifications.

Sequential: Apply Sonalan alone preplant incorporated as specified on the Sonalan label. Follow with a preemergence application of Dual II Magnum during planting (behind the planter) or after planting, but before weeds or soybeans emerge.

64 7 86

Table 20: Dual II Magnum + Sonalan – Soybeans

| Soil Texture | Broadcast Rates Per Acre | | | |
|---|-----------------------------|---------------|---------------------------|---------------|
| | Less Than 3% Organic Matter | | 3% or More Organic Matter | |
| | Dual II Magnum | Sonalan | Dual II Magnum | Sonalan |
| COARSE | 1.0-1.33 pts. | 1.25-2.0 pts. | 1.33 pts. | 1.25-2.0 pts. |
| MEDIUM* | 1.33-1.67 pts. | 1.75-2.5 pts. | 1.33-1.67 pts. | 1.75-2.5 pts. |
| FINE* | 1.33-1.67 pts. | 2.25-3.0 pts. | 1.67-2.0 pts. | 2.25-3.0 pts. |
| Muck or Peat (soils with more than 20% organic matter) | DO NOT USE | | | |

*For eastern black nightshade on these soils, apply Sonalan at 3.0 pts./A on *medium* and 3.5 pts./A on *fine-textured soils*, and follow with 2 incorporation passes.

Note: Follow all use directions, limitations, precautions, and information regarding application to soybeans on the Dual II Magnum and Sonalan labels.

11. TANK MIXTURE WITH PURSUIT

This tank mixture controls all weeds controlled by Dual II Magnum alone and by Pursuit alone. Refer to the **Dual II Magnum Applied Alone** section for weeds controlled by Dual II Magnum and to the Pursuit label for weeds controlled by Pursuit. Refer to the Pursuit label for geographical locations where this tank mixture may be applied.

Apply Dual II Magnum + Pursuit early preplant, preplant incorporated, or preemergence after planting, using rates in Table 21. Application can be made in water or liquid fertilizer. Follow all use directions under Soil Applications on the Pursuit label. For early preplant and preplant incorporated applications, apply within 30 days before planting.

Note: Follow all use directions, limitations, precautions, information regarding application to soybeans, and rotational restrictions on the Dual II Magnum and Pursuit labels.

65 4 86

Table 21: Dual II Magnum + Pursuit – Soybeans

| Soil Texture | Broadcast Rates Per Acre | | |
|---------------|-----------------------------|---------------------------|--|
| | Less Than 3% Organic Matter | 3% or More Organic Matter | Less Than 3% - 3% or More Organic Matter |
| | Dual II Magnum | Dual II Magnum | Pursuit |
| COARSE | 0.8 pt. | 1.0 pt. | 0.25 pt. |
| MEDIUM | 1.0 pt. | 1.33 pts. | 0.25 pt. |
| FINE | 1.33 pts. | 1.33-1.67 pts. | 0.25 pt. |

Sequential: Apply Dual II Magnum early preplant, preplant incorporated, or preemergence after planting at 0.8 pt./A on *coarse soils* and 1.0 pt./A on *medium- and fine-textured soils*. Follow with a sequential postemergence application of Pursuit to control emerged weeds according to the Pursuit label. Dual II Magnum will improve the consistency and level of control from Pursuit on most grass species. Refer to the Pursuit postemergence label for a listing of weeds controlled, application rate, and growth stage limitations.

12. TANK MIXTURE WITH LEXONE, SENCOR, SCEPTER, LOROX, LOROX PLUS, GEMINI, CANOPY, PREVIEW, OR PURSUIT, PLUS GRAMOXONE EXTRA OR ROUNDUP FOR MINIMUM-TILLAGE OR NO-TILLAGE SYSTEMS

In minimum-tillage or no-tillage systems where soybeans are planted directly into a cover crop, stale seedbed, established sod, or previous crop residues, the contact herbicides Gramoxone Extra or Roundup may be added to a tank mix of either Dual II Magnum + Sencor or Lexone, Dual II Magnum + Scepter, Dual II Magnum + Lorox, Dual II Magnum + Lorox Plus, Dual II Magnum + Gemini, Dual II Magnum + Canopy, Dual II Magnum + Preview, or Dual II Magnum + Pursuit. When used as directed, the Gramoxone Extra portion of the tank mixture controls most emerged weeds and suppresses many perennial weeds. Roundup combinations will control emerged annual and perennial weeds when applied as directed on the Roundup label. The Dual II Magnum + Sencor/Lexone, Scepter, Lorox, Lorox Plus, Gemini, Canopy, Preview, or Pursuit portion of the tank mixture provides preemergence control of the weeds listed on this label in the tank mixture section for Dual II Magnum + Sencor/Lexone, Dual II Magnum + Scepter, Dual II Magnum + Lorox, Dual II Magnum + Lorox Plus, Dual II Magnum + Gemini, Dual II Magnum + Canopy, Dual II Magnum + Preview, and Dual II Magnum + Pursuit, respectively.

Refer to the label of each product used in combination and observe the planting details, soybean variety restrictions, information regarding application to soybeans, geographical restrictions, and all other precautions and limitations.

Refer below for rates of Gramoxone Extra or Roundup, Dual II Magnum + Sencor/Lexone, Dual II Magnum + Scepter, Dual II Magnum + Lorox, Dual II Magnum + Lorox Plus, Dual II Magnum + Gemini, Dual II Magnum + Canopy, Dual II Magnum + Preview, and Dual II Magnum + Pursuit, respectively.

Application: Apply before, during, or after planting, but before the soybeans emerge, at the rates specified below. Add Gramoxone Extra or Roundup at the following broadcast rates:

Gramoxone Extra: 1.5-2.0, 2.0-2.5, or 2.5-3.0 pts./A to 1-3, 3-6, or 6-inch tall weeds, respectively. Apply surfactant at 1.0 or 2.0 pts./100 gals. of spray mixture with 75% or greater or 50-74% nonionic active ingredient, respectively. This treatment will not control weeds taller than 6 inches.

Note: Do not apply combinations containing Gramoxone Extra in suspension-type liquid fertilizers, as the activity of paraquat will be reduced.

Roundup: See the Roundup or Roundup RT label for weeds controlled, recommended rates, and other use directions.

Apply in 20-60 gals. of water or fluid fertilizer per acre with ground equipment.

Dual II Magnum + Lexone/Sencor + Gramoxone Extra or Roundup

On loamy sand with over 2% organic matter, apply 1.0 pt./A of Dual II Magnum + 0.33-0.5 lb./A of Sencor or Lexone DF. On *medium soils*, apply 1.33 pts./A of Dual II Magnum + 0.5-0.67 lb./A of Sencor or Lexone DF. On *fine soils*, apply 1.33-1.67 pts./A of Dual II Magnum + 0.67 lb./A of Sencor or Lexone DF.

*When using Sencor 4 or Lexone 4L, multiply lbs. of DF by 1.5 to get pts./A.

Precautions: To avoid crop injury, (1) Do not use this tank mixture on soil with less than 0.5% organic matter, on alkaline soil with a pH over 7.4, or on all sand and on loamy sand with less than 2% organic matter. (2) If heavy rain occurs soon after application, crop injury may result, especially in poorly drained areas where water stands for several days, or where the seeding slit has not been properly closed.

Dual II Magnum + Scepter + Gramoxone Extra or Roundup

On *coarse soils*, apply 1.0 pt./A of Dual II Magnum + 0.67 pt./A of Scepter. On *medium soils*, apply 1.33 pts./A of Dual II Magnum + 0.67 pt./A of Scepter. On *fine soils*, apply 1.67 pts./A of Dual II Magnum + 0.67 pt./A of Scepter.

Notes: (1) Do not apply within 90 days of harvest, and (2) Do not graze or feed treated soybean forage, hay, or straw to livestock, or illegal residues may result.

Dual II Magnum + Lorox + Gramoxone Extra or Roundup

On *coarse soils**, apply 1.0 pt./A of Dual II Magnum + 1.0-1.5 lbs./A of Lorox DF**. On *medium soils*, apply 1.33 pts./A of Dual II Magnum + 1.0-2.0 lbs./A of Lorox DF. On *fine soils*, apply 1.33-1.67 pts./A of Dual II Magnum + 2.0-3.0 lbs./A of Lorox DF.

*Do not use on loamy sand, except in the northeastern U.S. on loamy sand with over 1% organic matter, or injury may occur. Do not use on sand, gravelly soils, or exposed subsoils, or injury may occur.

**When using Lorox L or Lorox DF, use equivalent rates. One pt. of Lorox L equals 1.0 lb. of Lorox DF.

Precaution: Do not use on soil with less than 0.5% organic matter, or crop injury may occur.

Dual II Magnum + Lorox Plus + Gramoxone Extra or Roundup

Use *only* where soils have 0.5-3% organic matter. On *coarse soils*, apply 1.0 pt./A of Dual II Magnum + 12-14 oz./A of Lorox Plus 60DF. On *medium soils*, apply 1.33 pts./A of Dual II Magnum + 14-16 oz./A of Lorox Plus. On *fine soils*, apply 1.33-1.67 pts./A of Dual II Magnum + 16-18 oz./A of Lorox Plus.

Precaution: Do not apply to sand or to any soil with pH greater than 6.8.

Dual II Magnum + Gemini + Gramoxone Extra or Roundup

Use *only* where soils have 0.5-3% organic matter. On *coarse soils* (sandy loam only), apply 1.0 pt./A of Dual II Magnum + 12-16 oz./A of Gemini 60DF. On *medium soils*, apply 1.33 pts./A of Dual II Magnum + 16-20 oz./A of Gemini. On *fine soils*, apply 1.33-1.67 pts./A of Dual II Magnum + 20-24 oz./A of Gemini. -

Precaution: Do not apply to sand or loamy sand, or to any soil with less than 0.5% organic matter, or to any soil with pH greater than 7.0, except as noted on the Gemini label.

Dual II Magnum + Canopy + Gramoxone Extra or Roundup

Use *only* where soils have 0.5-5% organic matter. On *coarse soils* (except sand), apply 1.0 pt./A of Dual II Magnum, on *medium soils*, apply 1.33 pts./A of Dual II Magnum, and on *fine soils*, apply 1.33-1.67 pts./A of Dual II Magnum. Refer to the Canopy label for appropriate rate, according to geographical location, soil and organic matter classification, pH limitations, and all other use directions.

Precaution: Do not apply to sand, or to any soil with less than 0.5% organic matter, or to any soil with pH greater than 7.0, except as noted on the Canopy label.

Dual II Magnum + Preview + Gramoxone Extra or Roundup

Use only where soils have 0.5-5% organic matter. On *coarse soils* (except sand), apply 1.0 pt./A of Dual II Magnum + 6.0*-7.0 oz./A of Preview 75DF. On *medium soils*, apply 1.33 pts./A of Dual II Magnum + 7.0*-8.0 oz./A of Preview. On *fine soils*, apply 1.33-1.67 pts./A of Dual II Magnum + 8.0* to 9.0-10 oz./A of Preview.

*Use this rate where the soil organic matter is in the 0.5 to less than 3.0% range.

Precaution: Do not apply to sand, or to any soil with less than 0.5% organic matter, or to any soil with pH greater than 6.8.

Dual II Magnum + Pursuit + Gramoxone Extra or Roundup

On *coarse soils*, apply 1.0 pt./A of Dual II Magnum + 0.25 pt./A of Pursuit. On *medium soils*, apply 1.33 pts./A of Dual II Magnum + 0.25 pt./A of Pursuit. On *fine soils*, apply 1.67 pts./A of Dual II Magnum + 0.25 pt./A Pursuit.

13. TANK MIXTURE WITH BROADSTRIKE + DUAL

For preplant surface, preplant incorporated, or preemergence application, where severe grass populations are expected on medium- or fine-textured soils with relatively high organic matter content, Broadstrike + Dual may be spiked with Dual II Magnum for optimum performance. Refer to the Broadstrike + Dual label for its use rate and the amount of metolachlor a.i. it contains.

[To determine how much Dual II Magnum can be added, use the following 3-step method:

1. Determine the lbs. of metolachlor a.i. to be applied in Broadstrike+Dual where 1.0 pt. contains 0.93 lb. of metolachlor a.i.
2. Multiply the lbs. a.i. of metolachlor from step 1 by 0.625.
3. To this value, Dual II Magnum (1.0 pt. = 0.95 lb. a.i.) may be added up to, but not to exceed, the maximum Dual II Magnum Alone label rate (lbs. a.i.) for the soil classification.]

Refer to the respective labels and follow all directions, limitations, and restrictions for each product.

R. STORAGE AND DISPOSAL

Pesticide Disposal

Do not contaminate water, food, or feed by storage or disposal. Open dumping is prohibited. Wastes resulting from the use of this product are toxic. Improper disposal of unused pesticide, spray mixture, or rinsate is a violation of federal law. Pesticide, spray mixture, or rinsate that cannot be used according to label instructions must be disposed of according to federal, state, or local procedures. For guidance in proper disposal methods, contact your State Pesticide or Environmental Control Agency, or the Hazardous Waste representative at the nearest EPA Regional Office.

Container Disposal

Do not reuse empty container. Triple rinse (or equivalent), puncture and dispose of in a sanitary landfill, or by incineration, or by open burning, if allowed by state and local authorities. Keep out of smoke from burning containers.

This product may be stored at temperatures down to 30 degrees below 0°F.

For minor spills, leaks, etc., follow all precautions indicated on this label and clean up immediately. Take special care to avoid contamination of equipment and facilities during cleanup procedures and disposal of wastes. In the event of a major spill, fire, or other emergency, call 1-800-888-8372, day or night.

S. APPENDICES

APPENDIX A: COMPATIBILITY TEST

Since liquid fertilizers can vary, even within the same analysis, always **check compatibility with herbicide(s) each time before use**. Be especially careful when using **complete** suspension or fluid fertilizers as serious compatibility problems are more likely to occur. Commercial application equipment may improve compatibility in some instances. The following test assumes a spray volume of 25 gals./A. For other spray volumes, make appropriate changes in the ingredients. Check compatibility using this procedure:

1. Add 1.0 pt. of fertilizer to each of 2 one-qt. jars with tight lids.
2. To **one** of the jars, add $\frac{1}{4}$ tsp. or 1.2 milliliters of a compatibility agent approved for this use, such as Compex or Unite ($\frac{1}{4}$ tsp. is equivalent to 2.0 pts./100 gals. spray). Shake or stir gently to mix.
3. To **both** jars, add the appropriate amount of herbicide(s). If more than one herbicide is used, add them separately with dry herbicides first, flowables next, and emulsifiable concentrates last. After each addition, shake or stir gently to thoroughly mix. The appropriate amount of herbicides for this test follows:

Dry herbicides: For each pound to be applied per acre, add 1.5 level teaspoons to each jar.

Liquid herbicides: For each pint to be applied per acre, add 0.5 teaspoon or 2.5 milliliters to each jar.

Note: For Dual II Magnum tank mixtures with AAtrex + Princep, use $\frac{1}{3}$ - $\frac{1}{2}$ the amount of AAtrex specified above and the remainder as Princep, depending on whether the 1:2 or 1:1 ratio of AAtrex to Princep is to be applied.

4. After adding all ingredients, put lids on and tighten, and invert each jar 10 times to mix. Let the mixtures stand 15 minutes and then look for separation, large flakes, precipitates, gels, heavy oily film on the jar, or other signs of incompatibility. Determine if the compatibility agent is needed in the spray mixture by comparing the 2 jars. If either mixture separates, but can be remixed readily, the mixture can be sprayed as long as good agitation is used. If the mixtures are incompatible, test the following methods of improving compatibility: (A) slurry the dry herbicide(s) in water before addition, or (B) add $\frac{1}{2}$ of the compatibility agent to the fertilizer and the other $\frac{1}{2}$ to the emulsifiable concentrate or flowable herbicide before addition to the mixture. If incompatibility is still observed, do not use the mixture.

APPENDIX B: LOW CARRIER APPLICATION

For Broadcast Ground Application Only

Use sprayers, such as Ag-Chem RoGator®, Hagie, John Deere Hi-Cycle^T, Melroe Spra-Coupe, Tyler PatriotTM, or Willmar Air Ride®, that provide accurate and uniform application. **Only water may be used as a carrier.** Screens in suction and in-line strainers should be 50-mesh. Manufacturers may require that tip screens as fine as 100-mesh be used with some nozzles. Use a pump with capacity to: (1) maintain up to 35-40 psi at the nozzles, and (2) provide sufficient agitation in tank to keep mixture in suspension. Use a minimum of 5.0 gals. of spray mixture per acre. Maximum recommended sprayer speed is 15 mph. Rinse sprayer thoroughly with clean water immediately after each use.

Note: Low pressure nozzles are recommended to reduce drift and increase application accuracy. Care should be taken when using automatic rate controlling devices to spray the material within the rated working pressure and flow ranges of the nozzles selected. Nozzle screens should be used when recommended by the manufacturer. All nozzles should be placed on 20-inch centers, except flooding types which should be placed on 40-inch centers. When Flat Fan-type nozzles are used, angles of 80° or 110° are recommended. Always read and follow the manufacturer's directions for optimum setup and performance of their nozzles or tips.

APPENDIX C: AERIAL APPLICATION

Apply Dual II Magnum in water alone or in tank mixtures with AAtrex, Lexone, Lorox, or Sencor in a minimum total volume of 2.0 gals./A by aircraft. Dual II Magnum may also be applied by air in combination with Balan, Prowl, or Treflan. See specific tank mixture sections for directions. Avoid application under conditions where uniform coverage cannot be obtained or where excessive spray drift may occur. In order to assure that spray will be controllable within the target area when used according to label directions, make applications at a maximum height of 10 ft., using low-drift nozzles at a maximum pressure of 40 psi, and restrict application to periods when wind speed does not exceed 10 mph. To assure that spray will not adversely affect adjacent sensitive non-target plants, apply Dual II Magnum alone or Dual II Magnum + AAtrex by aircraft at a minimum upwind distance of 400 ft. from sensitive plants, or apply Dual II Magnum + Lexone, Lorox, or Sencor at a minimum upwind distance of 300 ft. from sensitive plants.

Aerial Drift Management

Avoiding spray drift at the application site is the responsibility of the applicator. The interaction of many equipment- and weather-related factors determine the potential for spray drift. The applicator and the grower are responsible for considering all these factors when making decisions.

The following drift management requirements must be followed to avoid off-target drift movement from aerial applications to agricultural field crops. These requirements do not apply to forestry applications, public health uses, or to applications using dry formulations.

1. The distance of the outermost nozzles on the boom must not exceed $\frac{3}{4}$ the length of the wingspan or rotor.
2. Nozzles must always point backward parallel with the air stream and never be pointed downwards more than 45 degrees.

Where states have more stringent regulations, they should be observed.

The applicator should be familiar with and take into account the information covered in the **Aerial Drift Reduction Advisory Information** section below.

Aerial Drift Reduction Advisory Information

Information on Droplet Size

The most effective way to reduce drift potential is to apply large droplets. The best drift management strategy is to apply the largest droplets that provide sufficient coverage and control. Applying larger droplets reduces drift potential, but will not prevent drift if applications are made improperly, or under unfavorable environmental conditions (see **Wind, Temperature and Humidity, and Temperature Inversions**).

Controlling Droplet Size

- **Volume** – Use high flow rate nozzles to apply the highest practical spray volume. Nozzles with higher rated flows produce larger droplets.
- **Pressure** – Do not exceed the nozzle manufacturer's recommended pressures. For many nozzle types, lower pressure produces larger droplets. When higher flow rates are needed, use higher flow rate nozzles instead of increasing pressure.
- **Number of nozzles** – Use the minimum number of nozzles that provide uniform coverage.
- **Nozzle Orientation** – Orienting nozzles so that the spray is released parallel to the airstream produces larger droplets than other orientations and is the recommended practice. Significant deflection from horizontal will reduce droplet size and increase drift potential.
- **Nozzle Type** – Use a nozzle type that is designed for the intended application. With most nozzle types, narrower spray angles produce larger droplets. Consider using low-drift nozzles. Solid stream nozzles oriented straight back produce the largest droplets and the lowest drift.

Boom Length

For some use patterns, reducing the effective boom length to less than $\frac{3}{4}$ of the wingspan or rotor length may further reduce drift without reducing swath width.

Application Height

Applications should not be made at a height greater than 10 ft. above the top of the largest plants, unless a greater height is required for aircraft safety. Making applications at the lowest height that is safe reduces exposure of droplets to evaporation and wind.

Swath Adjustment

When applications are made with a crosswind, the swath will be displaced downward. Therefore, on the up and downwind edges of the field, the applicator must compensate for this displacement by adjusting the path of the aircraft upwind. Swath adjustment distance should increase, with increasing drift potential (higher wind, smaller drops, etc.)

Wind

Drift potential is lowest between wind speeds of 2-10 mph. However, many factors, including droplet size and equipment type, determine drift potential at any given speed. Application should be avoided below 2 mph due to variable wind direction and high

inversion potential. **Note:** Local terrain can influence wind patterns. Every applicator should be familiar with local wind patterns and how they affect spray drift.

Temperature and Humidity

When making applications in low relative humidity, set up equipment to produce larger droplets to compensate for evaporation. Droplet evaporation is most severe when conditions are both hot and dry.

Temperature Inversions

Applications should not occur during a temperature inversion because drift potential is high. Temperature inversions restrict vertical air mixing, which causes small suspended droplets to remain in a concentrated cloud. This cloud can move in unpredictable directions due to the light variable winds common during inversions. Temperature inversions are characterized by increasing temperatures with altitude and are common on nights with limited cloud cover and light to no wind. They begin to form as the sun sets and often continue into the morning. Their presence can be indicated by ground fog; however, if fog is not present, inversions can also be identified by the movement of smoke from a ground source or an aircraft smoke generator. Smoke that layers and moves laterally in a concentrated cloud (under low wind conditions) indicates an inversion, while smoke that moves upward and rapidly dissipates indicates good vertical air mixing.

Sensitive Areas

The pesticide should only be applied when the potential for drift to adjacent sensitive areas (e.g., residential areas, bodies of water, known habitat for threatened or endangered species, non-target crops) is minimal (e.g. when wind is blowing away from the sensitive areas).

Avoid application to humans or animals. Flagmen and loaders should avoid inhalation of spray mist and prolonged contact with skin.

APPENDIX D: CENTER PIVOT IRRIGATION APPLICATION


Dual II Magnum alone or in tank mixture with other herbicides on this label, which are registered for center pivot application, may be applied in irrigation water preemergence (after planting, but before weeds or crop emerge) at rates recommended on this label. Dual II Magnum also may be applied postemergence to the crop and preemergence to weeds in crops where postemergence applications are allowed on this label. Follow all restrictions (height, timing, rate, etc.) to avoid illegal residues. Apply this product only through a center pivot irrigation system. Do not apply this product through any other type of irrigation system. Crop injury, lack of effectiveness, or illegal pesticide residues in the crop can result from non-uniform distribution of treated water. If you have questions about calibration, you should contact State Extension specialists, equipment manufacturers, or other experts. Do not connect an irrigation system (including greenhouse systems) used for pesticide application to a public water system, unless the pesticide label-prescribed safety devices for public water systems are in place. A person knowledgeable of the chemigation system and responsible for its operation, or under the supervision of the responsible person, shall shut the system down and make necessary adjustments should the need arise.

Operating Instructions

1. The system must contain a functional check-valve, vacuum relief valve, and low pressure drain appropriately located on the irrigation pipeline to prevent water-source contamination from backflow.
2. The pesticide injection pipeline must contain a functional, automatic, quick-closing check-valve to prevent the flow of fluid back toward the injection pump.
3. The pesticide injection pipeline must also contain a functional, normally closed, solenoid-operated valve located on the intake side of the injection pump and connected to the system interlock to prevent fluid from being withdrawn from the supply tank when the irrigation system is either automatically or manually shut down.
4. The system must contain functional interlocking controls to automatically shut off the pesticide injection pump when the water pump motor stops.
5. The irrigation line or water pump must include a functional pressure switch which will stop the water pump motor when the water pressure decreases to the point where pesticide distribution is adversely affected.
6. Systems must use a metering pump, such as a positive displacement injection pump (e.g., diaphragm pump or piston pump), effectively designed and constructed of materials that are compatible with pesticides and capable of being fitted with a system interlock.
7. Do not apply when wind speed favors drift beyond the area intended for treatment.

8. Prepare a mixture with a minimum of 1 part of water to 1 part herbicide(s) and inject this mixture into the center pivot system. Injecting a larger volume of a more dilute mixture per hour will usually provide more accurate calibration of metering equipment. Maintain sufficient agitation to keep the herbicide in suspension.
9. Meter into irrigation water during entire period of water application.
10. Apply in $\frac{1}{2}$ -1 inch of water. Use the lower water volume ($\frac{1}{2}$ inch) on *coarse-textured soils* and the higher volume (1 inch) on *fine-textured soils*. More than 1 inch of water at application may reduce weed control by moving the herbicide below the effective zone in the soil.

Precaution for center pivot applications: Where sprinkler distribution patterns do not overlap sufficiently, unacceptable weed control may result. Where sprinkler distribution patterns overlap excessively, crop injury may result.



APPENDIX E: DRY BULK GRANULAR FERTILIZERS

Many dry bulk granular fertilizers may be impregnated or coated with Dual II Magnum alone or selected Dual II Magnum tank mixtures which are registered for preplant incorporated or preplant surface application which are used to control weeds in crops on the Dual II Magnum label and are not prohibited from use on dry bulk granular fertilizers.

When applying Dual II Magnum or Dual II Magnum mixtures with dry bulk granular fertilizers, follow all directions for use and precautions on the respective product labels, regarding target crops, rates per acre, soil texture, application methods (including timing of application), and rotational crops.

All individual state regulations relating to dry bulk granular fertilizer blending, registration, labeling, and application are the responsibility of the individual and/or company selling the herbicide/fertilizer mixture.

Prepare the herbicide/fertilizer mixtures by using any closed drum, belt, ribbon, or other commonly used dry bulk fertilizer blender. Nozzles used to spray Dual II Magnum and Dual II Magnum mixtures onto the fertilizer must be placed to provide uniform spray coverage. Care should be taken to aim the spray directly onto the fertilizer only and to avoid spraying the walls of the blender.

If the herbicide/fertilizer mixture is too wet, add a highly absorptive material, such as Agsorb® or Celatom MP-79®, or similar granular clay or diatomaceous earth materials, to obtain a dry, free-flowing mixture. Absorptive materials should be added only after the herbicide has been thoroughly blended into the fertilizer mixture. Best application results will be obtained by using a granule of 6/30 particle size or of a size similar to that of the fertilizer material being used. Generally, less than 2% by weight of absorptive material will be needed. Avoid using more than 5% absorptive material by weight.

Calculate amounts of Dual II Magnum, AAtrex, AAtrex + Princep, Bladex, Extrazine II, Princep, Sencor, Lexone, or Sonalan by the following formula:

$$\begin{array}{rcl}
 \frac{2,000}{\text{lbs. of fertilizer per acre}} & \times \text{pts./A of liquid or flowable product} & = \text{pts. of liquid or flowable product per ton of fertilizer} \\
 \\
 \frac{2,000}{\text{lbs. of fertilizer per acre}} & \times \text{lbs./A of dry product} & = \text{lbs. of dry product per ton of fertilizer}
 \end{array}$$

Pneumatic (Compressed Air) Application (Dual II Magnum Alone): High humidity, high urea concentrations, low fertilizer use rates, and dusty fertilizer may cause fertilizer mixture to build up or plug the distributor head, air tubes, or nozzle deflector plates. To

minimize buildup, premix Dual II Magnum with Exxon Aromatic 200 at a rate of 1.0-4.0 pts./gal. of Dual II Magnum. Aromatic 200 is a noncombustible/nonflammable petroleum product. Aromatic 200 may be used in either a fertilizer blender or through direct injection systems. Drying agents should not be used when using Aromatic 200.


Notes: (1) Mixtures of Dual II Magnum and Aromatic 200 must be used on dry fertilizer only. Poor results or crop injury may result if these mixtures are used in water or liquid fertilizer solutions for spraying applications. (2) When impregnating Dual II Magnum in a blender before application, a drier mixture can be attained by substituting a drying agent for Aromatic 200. The use of Agsorb FG or drying agents of 6/30 particle size are recommended. (3) Drying agents are not recommended for use with On-The-Go impregnation equipment.

Precautions: To avoid potential for explosion, (1) Do not impregnate Dual II Magnum or Dual II Magnum mixtures on ammonium nitrate, potassium nitrate, or sodium nitrate, either alone or in blends with other fertilizers. (2) Do not use Dual II Magnum or Dual II Magnum mixtures on straight limestone, since absorption will not be achieved. Fertilizer blends containing limestone can be impregnated.

Application

Apply 200-700 lbs. of the herbicide/fertilizer mixture per acre. For best results, apply the mixture uniformly to the soil with properly calibrated equipment immediately after blending. Uniform application of the herbicide/fertilizer mixture is essential to prevent possible crop injury. Non-uniform application may also result in unsatisfactory weed control. In areas where conventional tillage is practiced, a shallow incorporation of the mixture into the soil may improve weed control. On fine- or medium-textured soils in areas where soil incorporation is not planned, i.e., reduced tillage situations or in some conventional till situations, make applications approximately 30 days before planting to allow moisture to move the herbicide/fertilizer mixture into the soil. On coarse-textured soils, make applications approximately 14 days prior to planting.

Precaution: To avoid crop injury, do not use the herbicide/fertilizer mixture on crops where bedding occurs.



79 of 86

APPENDIX F: VARIABLE-RATE APPLICATION

Variable-Rate Broadcast Ground Application for Corn and Soybeans

Variable-rate technologies may be used for more precise applications. Two additive factors have been determined for use in applications using variable-rate technologies. One of these factors (A) is directly related to soil texture and the other (B) is related to percent organic matter (OM) and soil texture. When these two factors are added together, the resulting application rate will be more precise for a soil of a given soil texture and organic matter content. Use the formulas below to assure a more precise rate for any given area within a field.

Formulas* for Preplant Surface-Applied, Preplant Incorporated, Preemergence, and Early Preplant Applications

Refer to specific instructions regarding these applications in the **Application Procedures** section of this label, as well as the appropriate crop section.

| Soil Texture | Rates in Pints per Acre | | | |
|--------------|---|----------------|----------------|------------------|
| | Preplant Surface-Applied Preplant Incorporated Preemergence | | Early Preplant | |
| | Factors | | Factors | |
| | A | B | A | B |
| COARSE | 1.0 | + (0.1 x % OM) | 1.2 | + (0.10 x % OM) |
| MEDIUM | 1.17 | + (0.1 x % OM) | 1.4 | + (0.08 x % OM) |
| FINE | 1.33 | + (0.1 x % OM) | 1.67 | + (0.067 x % OM) |

*Do not use with soils with greater than 8% organic matter (OM).

Formulas* for Fall Applications

This product is registered for use only where corn or soybeans will be grown the following year in IA, MN, SD, ND, WI, and portions of NE and IL. Refer to specific instructions and restrictions regarding fall applications in the **Corn and Soybeans** sections of this label.

| Soil Texture | Rates in Pints Per Acre | |
|--------------|-------------------------|------------------|
| | Fall Applications | |
| | Factors | |
| | A | B |
| COARSE | DO NOT USE | |
| MEDIUM | 1.4 | + (0.113 x % OM) |
| FINE | 1.8 | + (0.067 x % OM) |

*Do not use with soils with greater than 8% organic matter (OM).

T. PRECAUTIONARY STATEMENTS

Hazards to Humans and Domestic Animals

CAUTION

Causes eye irritation. Harmful if swallowed or absorbed through skin. Avoid contact with eyes, skin, or clothing. This product may cause skin sensitization reactions in some people.

Statement of Practical Treatment

If in eyes: Flush eyes with plenty of water. Call a physician if irritation persists.

If swallowed: Immediately call a physician or Poison Control Center. Drink 1 or 2 glasses of water and induce vomiting by touching back of throat with finger, or, if available, by administering syrup of ipecac. Do not induce vomiting or give anything by mouth to an unconscious person.

If on skin: Wash with plenty of soap and water. Get medical attention if irritation persists.

Note to Physician: If ingested, induce emesis or lavage stomach. Administration of an aqueous slurry of activated charcoal can be considered. Treat symptomatically.

Personal Protective Equipment

Applicators and other handlers must wear:

- Long-sleeved shirt and long pants
- Chemical-resistant gloves, such as barrier laminate or viton
- Shoes plus socks

Follow manufacturer's instructions for cleaning/maintaining PPE. If no such instructions for washables, use detergent and hot water. Keep and wash PPE separately from other laundry.

Engineering Control Statements

Mixers and loaders supporting aerial applications are required to use closed systems. The closed system must be used in a manner that meets the requirements listed in the Worker Protection Standard (WPS) for agricultural pesticides [40 CFR 170.240(d)(4-6)]. When using the closed system, the mixers' and loaders' PPE requirements may be reduced or modified as specified in the WPS.

When handlers use closed systems, enclosed cabs, or aircraft in a manner that meets the requirements listed in the Worker Protection Standard (WPS) for agricultural

pesticides [40 CFR 170.240(d)(4-6)], the handler PPE requirements may be reduced or modified as specified in the WPS.

User Safety Recommendations

Users should:

- Wash hands before eating, drinking, chewing gum, using tobacco, or using the toilet.
- Remove clothing immediately if pesticide gets inside. Then wash thoroughly and put on clean clothing.
- Remove PPE immediately after handling this product. Wash the outside of gloves before removing. As soon as possible, wash thoroughly and change into clean clothing.

Environmental Hazards

Do not apply directly to water, to areas where surface water is present, or to intertidal areas below the mean high water mark. Do not contaminate water when disposing of equipment wash waters or rinsate.

Ground Water Advisory

The active ingredient in Dual II Magnum has the potential to leach through soil into ground water under certain conditions as a result of agricultural use. Use of this chemical in areas where soils are permeable, particularly where the water table is shallow, may result in ground water contamination.

Surface Water Advisory

The active ingredient in Dual II Magnum has the potential to contaminate surface water through ground spray drift. Under some conditions, the active ingredient may also have a high potential for runoff into surface water (primarily via dissolution in runoff water) for several months post-application. These include poorly drained or wet soils with readily visible slopes toward adjacent surface waters, frequently flooded areas, areas overlaying extremely shallow ground water, areas with in-field canals or ditches that drain to surface water, areas not separated from adjacent surface waters with vegetated filter strips, and areas overlaying tile drainage systems that drain to surface water.

Mixing/Loading Instructions

Care must be taken when using this product to prevent back-siphoning into wells, spills, or improper disposal of excess pesticide, spray mixtures, or rinsates.

Check-valves or antisiphoning devices must be used on all mixing and/or irrigation equipment.

This product may not be mixed or loaded within 50 ft. of perennial or intermittent streams and rivers, natural or impounded lakes and reservoirs. This product may not be mixed/loaded or used within 50 ft. of all wells, including abandoned wells, drainage wells, and sink holes. Operations that involve mixing, loading, rinsing, or washing of this product into or from pesticide handling or application equipment or containers within 50 ft. of any well are prohibited, unless conducted on an impervious pad constructed to withstand the weight of the heaviest load that may be positioned on or moved across the pad. Such a pad shall be designed and maintained to contain any product spills or equipment leaks, container or equipment rinse or wash-water, and rain-water that may fall on the pad. Surface water shall not be allowed to either flow over or from the pad, which means the pad must be self-contained. The pad shall be sloped to facilitate material removal. An unroofed pad shall be of sufficient capacity to contain at a minimum 110% of the capacity of the largest pesticide container or application equipment on the pad. A pad that is covered by a roof of sufficient size to completely exclude precipitation from contact with the pad shall have a minimum containment capacity of 100% of the capacity of the largest pesticide container or application equipment on the pad. Containment capacities as described above shall be maintained at all times. The above-specified minimum containment capacities do not apply to vehicles when delivering pesticide shipments to the mixing/loading site.

AAtrex®, Beacon®, Bicep®, Bicep II®, Bicep Lite II™, Caliber 90®, Caparol®, Concep®, Cotoran®, Dual®, Dual II®, Dual Magnum™, Dual II Magnum™, Evik®, Exceed®, Nine-O®, and Princep® trademarks of Novartis
U.S. Patent Nos. 4,478,635; 4,618,361; 4,671,819; 5,002,606

Accent®, Bladex®, Canopy®, Extrazine®, Gemini®, Lexone®, Lorox®, Lorox Plus®, and Preview® trademarks of E. I. duPont de Nemours and Company, Inc.

Ag-Chem RoGator® trademark of Ag-Chem Equipment Company

Agsorb® trademark of Oil-Dri Corporation

Balan®, Broadstrike*, Sonalan®, and Treflan® trademarks of DowElanco


Banvel®, Banvel SGF®, Basagran®, Clarity®, Marksman®, and Storm® trademarks of BASF AG

Brominal® and Buctril® trademarks of Rhône-Poulenc Ag Company

Celatom MP-79® trademark of Eagle-Picher Industries, Inc.

Command® trademark of FMC Corporation

Compex® trademark of KALO Agricultural Chemicals, Inc.



Eptam®, Eradicane®, Gramoxone®, Starfire®, Sutan®, and Vernam® trademarks of Zeneca Ag Products

Hi-Cycle^T trademark of John Deere Company

Landmaster®, Roundup®, and Screen® trademarks of Monsanto Company

Prowl®, Pursuit®, and Scepter® trademarks of American Cyanamid Company

Sencor® trademark of Bayer AG

Tyler PatriotTM trademark of Tyler Ltd. Partnership

Unite® trademark of HACO, Inc.

Willmar Air Ride® trademark of Willmar Manufacturing

X-77® trademark of Loveland Industries, Inc.


©1998 Novartis

Novartis Crop Protection, Inc.
Greensboro, North Carolina 27419

NCP 818A-

LABELD-W/NDU2MAGE - 3/18/98 - CCG

Revised 4/98 - Adm. amend, variable-rate, PR Notices
97-5 & 6, pod crops fall app.



84 7 86

Container Label

Dual II MAGNUM™

HERBICIDE

For weed control in corn, cotton, peanuts, pod crops, potatoes, safflowers, grain or forage sorghum, and soybeans

| | |
|---------------------------------------|--------|
| Active Ingredient: | |
| S-Metolachlor (CAS #87392-12-9) | 82.4% |
| Other Ingredients: | 17.6% |
| Total: | 100.0% |

Dual II Magnum contains 7.64 lbs. of active ingredient per gallon.

Dual II Magnum™ trademark of Novartis

See directions for use in attached booklet.

AGRICULTURAL USE REQUIREMENTS

Use this product only in accordance with its labeling and with the Worker Protection Standard, 40 CFR part 170. Refer to supplemental labeling under "Agricultural Use Requirements" in the Directions for Use section for information about this standard.

EPA Reg. No. 100-818

EPA Est. 11773-IA-01^W


EPA Est. 34704-MS-1^P

(Superscript is first letter of lot number on jug)

2.5 Gallons
U.S. Standard Measure

KEEP OUT OF REACH OF CHILDREN.

CAUTION



Precautionary Statements

Hazards to Humans and Domestic Animals

Causes eye irritation. Harmful if swallowed or absorbed through skin. Avoid contact with eyes, skin, or clothing. This product may cause skin sensitization reactions in some people.

Statement of Practical Treatment

If in eyes: Flush eyes with plenty of water. Call a physician if irritation persists.

If swallowed: Immediately call a physician or Poison Control Center. Drink 1 or 2 glasses of water and induce vomiting by touching back of throat with finger, or, if available, by administering syrup of ipecac. Do not induce vomiting or give anything by mouth to an unconscious person.

If on skin: Wash with plenty of soap and water. Get medical attention if irritation persists.

Note to Physician: If ingested, induce emesis or lavage stomach. Administration of an aqueous slurry of activated charcoal can be considered. Treat symptomatically.

Environmental Hazards

Do not apply directly to water, to areas where surface water is present, or to intertidal areas below the mean high water mark. Do not contaminate water when disposing of equipment wash waters or rinsate.

Ground Water Advisory

The active ingredient in Dual II Magnum has the potential to leach through soil into ground water under certain conditions as a result of agricultural use. Use of this chemical in areas where soils are permeable, particularly where the water table is shallow, may result in ground water contamination.

Surface Water Advisory

The active ingredient in Dual II Magnum has the potential to contaminate surface water through ground spray drift. Under some conditions, the active ingredient may also have a high potential for runoff into surface water (primarily via dissolution in runoff water) for several months post-application. These include poorly drained or wet soils with readily visible slopes toward adjacent surface waters, frequently flooded areas, areas overlaying extremely shallow ground water, areas with in-field canals or ditches that drain to surface water, areas not separated from adjacent surface waters with vegetated filter strips, and areas overlaying tile drainage systems that drain to surface water.

Mixing/Loading Instructions

Care must be taken when using this product to prevent back-siphoning into wells, spills, or improper disposal of excess pesticide, spray mixtures, or rinsates.

Check-valves or antisiphoning devices must be used on all mixing and/or irrigation equipment.

This product may not be mixed or loaded within 50 ft. of perennial or intermittent streams and rivers, natural or impounded lakes and reservoirs. This product may not be mixed/loaded or used within 50 ft. of all wells, including abandoned wells, drainage wells, and sink holes*.

*For exceptions to this restriction, see the **Environmental Hazards** section of the **Precautionary Statements** in attached booklet.

Aerial Drift Management Requirements

Do not apply this product by air, unless the supplemental labeling on **Aerial Drift Management** in attached booklet is followed.

Chemigation

Refer to supplemental labeling in attached booklet for use directions for chemigation. Do not apply this product through any irrigation system, unless the supplemental labeling on chemigation is followed.

Container Disposal

Do not reuse empty container. Triple rinse (or equivalent), puncture and dispose of in a sanitary landfill, or by incineration, or by open burning, if allowed by state and local authorities. If burned, keep out of smoke.

Dual II Magnum™ trademark of Novartis
U.S. Patent Nos. 4,618,361; 5,002,606

©1998 Novartis

Novartis Crop Protection, Inc.
Greensboro, North Carolina 27419

NCP 818A

[LABELD-W]NDU2MAGE - ccg - 3/18/98

