 United States Environmental Protection Agency Washington, DC 20460	<input type="checkbox"/> Registration <input type="checkbox"/> Amendment <input checked="" type="checkbox"/> Other	OPP Identifier Number <hr/> Notification
--	--	---

Application for Pesticide - Section I

1. Company/Product Number 100-816	2. EPA Product Manager Joanne Miller	3. Proposed Classification <input checked="" type="checkbox"/> None <input type="checkbox"/> Restricted
4. Company/Product (Name) Dual Magnum Herbicide	PM# 23	
5. Name and Address of Applicant (Include ZIP Code) Syngenta Crop Protection, Inc. P. O. Box 18300 Greensboro, NC 27419 <input type="checkbox"/> Check if this is a new address	6. Expedited Review. In accordance with FIFRA Section 3(c)(3) (b)(i), my product is similar or identical in composition and labeling to: EPA Reg. No. _____ Product Name _____	

NOTIFICATION
MAY 31 2002

Section - II

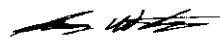
<input type="checkbox"/> Amendment - Explain below.	<input type="checkbox"/> Final printed labels in response to Agency letter dated _____
<input type="checkbox"/> Resubmission in response to Agency letter dated _____	<input type="checkbox"/> "Me Too" Application.
<input checked="" type="checkbox"/> Notification - Explain below.	<input type="checkbox"/> Other - Explain below.

Explanation: Use additional page(s) if necessary. (For Section I and Section II.)
 This notification is consistent with the provisions of PR Notice 98-10 and EPA regulations at 40 CFR 152.48, and no other changes have been made to the labeling or the confidential statement of formula of this product. I understand that it is a violation of 18 U.S.C. Sec. 1001 to willfully make any false statement to EPA. I further understand that if this notification is not consistent with the terms of PR Notice 98-10 and 40 CFR 152.48, this product may be in violation of FIFRA and I may be subject to enforcement action and penalties under sections 12 and 14 of FIFRA.
 In accordance with PR Notice 98-10, Syngenta Crop Protection, Inc. is filing the enclosed notification for the subject product to remove reference to tank mix partners which are no longer appropriate because the registrations have expired or the products have been removed from the market. Also, Kansas has been added to the cotton Directions for Use section of the label adding additional geography to an existing use pattern. Dual Magnum use directions in cotton are state specific and Kansas was not included since there was never any cotton production in the state. However, there is now significant cotton production in Kansas and growers have requested access to Dual Magnum.

Section - III

1. Material This Product Will Be Packaged In:				2. Type of Container	
Child-Resistant Packaging <input type="checkbox"/> Yes* <input type="checkbox"/> No	Unit Packaging <input type="checkbox"/> Yes <input type="checkbox"/> No	Water Soluble Packaging <input type="checkbox"/> Yes <input type="checkbox"/> No		<input type="checkbox"/> Metal <input type="checkbox"/> Plastic <input type="checkbox"/> Glass <input type="checkbox"/> Paper <input type="checkbox"/> Other (Specify) _____	
*Certification must be submitted		If "Yes" Unit Packaging wgt. No. per Container	If "Yes" Unit Packaging wgt. No. per container		
3. Location of Net Contents Information <input type="checkbox"/> Label <input type="checkbox"/> Container		4. Size(s) Retail Container		5. Location of Label Directions <input type="checkbox"/> On Label <input type="checkbox"/> On Labeling accompanying product	
6. Manner in Which Label is Affixed to Product			<input type="checkbox"/> Lithograph <input type="checkbox"/> Paper glued <input type="checkbox"/> Stenciled <input type="checkbox"/> Other _____		

Section - IV

1. Contact Point (Complete items directly below for identification of individual to be contacted, if necessary, to process this application.)		
Name Greg Watson	Title NAFTA Herbicides Team Leader, Regulatory Affairs	Telephone No. (Include Area Code) 336-632-2993
I certify that the statements I have made on this form and all attachments thereto are true, accurate and complete. I acknowledge that any knowingly false or misleading statement may be punishable by fine or imprisonment or both under applicable law.		6. Date Application Received (Stamped)
2. Signature 	3. Title NAFTA Herbicides Team Leader, Regulatory Affairs	
4. Typed Name Greg Watson	5. Date 4/26/02	

2/91

2½ gal. and Bulk Booklets
(Front Cover 2½ gal.)

NOTIFICATION
MAY 31 2002

Dual MAGNUM®

HERBICIDE

For weed control in corn, cotton, peanuts, pod crops, potatoes, safflowers, grain or forage sorghum, and soybeans

Active Ingredient:	
S-Metolachlor (CAS No. 87392-12-9)	83.7%
Other Ingredients:	16.3%
Total:	100.0%

Dual MAGNUM contains 7.62 lbs. of active ingredient per gallon.

KEEP OUT OF REACH OF CHILDREN.

CAUTION

See additional precautionary statements and directions for use inside booklet.

EPA Reg. No. 100-816


Product of Switzerland

Formulated in the USA

2.5 GALLONS	}	2½ gal. only
U.S. Standard Measure		

SCP 816A-L1L 0402 [2½ gal.]
 SCP 816A-L2I 0402 [Bulk]

[LABELD-W/SYN-DUAMAG-G] - cccg - 4/12/02



PRECAUTIONARY STATEMENTS

Hazards to Humans and Domestic Animals

CAUTION

Causes moderate eye irritation. Harmful if swallowed or absorbed through skin. Avoid contact with eyes, skin, or clothing. May cause skin sensitization reactions in certain individuals.

Statement of Practical Treatment

If in eyes: Flush eyes with plenty of water. Get medical attention if irritation persists.

If swallowed: Call a physician or Poison Control Center. Drink 1 or 2 glasses of water and induce vomiting by touching back of throat with finger. Do not induce vomiting or give anything by mouth to an unconscious person.

If on skin: Wash with plenty of soap and water. Get medical attention if irritation persists.

Note to Physician: If ingested, induce emesis or lavage stomach. Administration of an aqueous slurry of activated charcoal can be considered. Treat symptomatically.

Personal Protective Equipment

Applicators and other handlers must wear:

- Long-sleeved shirt and long pants
- Chemical-resistant gloves, such as barrier laminate or viton
- Shoes plus socks

Follow manufacturer's instructions for cleaning/maintaining PPE. If no such instructions for washables, use detergent and hot water. Keep and wash PPE separately from other laundry.

Engineering Control Statements

Mixers and loaders supporting aerial applications are required to use closed systems. The closed system must be used in a manner that meets the requirements listed in the Worker Protection Standard (WPS) for agricultural pesticides [40 CFR 170.240(d)(4-6)]. When using the closed system, the mixers'

and loaders' PPE requirements may be reduced or modified as specified in the WPS.

When handlers use closed systems, enclosed cabs, or aircraft in a manner that meets the requirements listed in the Worker Protection Standard (WPS) for agricultural pesticides [40 CFR 170.240(d)(4-6)], the handler PPE requirements may be reduced or modified as specified in the WPS.

User Safety Recommendations

Users should:

- Wash hands before eating, drinking, chewing gum, using tobacco, or using the toilet.
- Remove clothing immediately if pesticide gets inside. Then wash thoroughly and put on clean clothing.
- Remove PPE immediately after handling this product. Wash the outside of gloves before removing. As soon as possible, wash thoroughly and change into clean clothing.

Environmental Hazards

Do not apply directly to water, to areas where surface water is present, or to intertidal areas below the mean high water mark. Do not contaminate water when disposing of equipment wash water or rinsate.

Ground Water Advisory

The active ingredient in Dual MAGNUM has the potential to leach through soil into ground water under certain conditions as a result of agricultural use. Use of this chemical in areas where soils are permeable, particularly where the water table is shallow, may result in ground water contamination.

Surface Water Advisory

The active ingredient in Dual MAGNUM has the potential to contaminate surface water through ground spray drift. Under some conditions, the active ingredient may also have a high potential for runoff into surface water (primarily via dissolution in runoff water) for several months post-application. These include

5/9/1

poorly draining or wet soils with readily visible slopes toward adjacent surface waters, frequently flooded areas, areas overlaying extremely shallow ground water, areas with in-field canals or ditches that drain to surface water, areas not separated from adjacent surface waters with vegetated filter strips, and areas overlaying tile drainage systems that drain to surface water.

Mixing/Loading Instructions

Care must be taken when using this product to prevent back-siphoning into wells, spills, or improper disposal of excess pesticide, spray mixtures, or rinsates.

Check-valves or antisiphoning devices must be used on all mixing and/or irrigation equipment.

This product may not be mixed or loaded within 50 ft. of perennial or intermittent streams and rivers, natural or impounded lakes and reservoirs. This product may not be mixed/loaded or used within 50 ft. of all wells, including abandoned wells, drainage wells, and sink holes. Operations that involve mixing, loading, rinsing, or washing of this product into or from pesticide handling or application equipment or containers within 50 ft. of any well are prohibited, unless conducted on an impervious pad constructed to withstand the weight of the heaviest load that may be positioned on or moved across the pad. Such a pad shall be designed and maintained to contain any product spills or equipment leaks, container or equipment rinse or wash water, and rain water that may fall on the pad. Surface water shall not be allowed to either flow over or from the pad, which means the pad must be self-contained. The pad shall be sloped to facilitate material removal. An unroofed pad shall be of sufficient capacity to contain at a minimum 110% of the capacity of the largest pesticide container or application equipment on the pad. A pad that is covered by a roof of sufficient size to completely exclude precipitation from contact with the pad shall have a minimum containment capacity of 100% of the capacity of the largest pesticide container or application equipment on the pad. Containment capacities as described above shall be maintained at all times. The above-specified minimum containment capacities do not apply to vehicles when delivering pesticide shipments to the mixing/loading site.

6/9/1

CONDITIONS OF SALE AND LIMITATION OF WARRANTY AND LIABILITY

NOTICE: Read the entire Directions for Use and Conditions of Sale and Limitation of Warranty and Liability before buying or using this product. If the terms are not acceptable, return the product at once, unopened, and the purchase price will be refunded.

The Directions for Use of this product should be followed carefully. It is impossible to eliminate all risks inherently associated with the use of this product. Crop injury, ineffectiveness or other unintended consequences may result because of such factors as manner of use or application, weather or crop conditions, presence of other materials or other influencing factors in the use of the product, which are beyond the control of SYNGENTA CROP PROTECTION, Inc. or Seller. All such risks shall be assumed by Buyer and User, and Buyer and User agree to hold SYNGENTA and Seller harmless for any claims relating to such factors.

SYNGENTA warrants that this product conforms to the chemical description on the label and is reasonably fit for the purposes stated in the Directions for Use, subject to the inherent risks referred to above, when used in accordance with directions under normal use conditions. This warranty does not extend to the use of the product contrary to label instructions, or under abnormal conditions or under conditions not reasonably foreseeable to or beyond the control of Seller or SYNGENTA, and Buyer and User assume the risk of any such use. SYNGENTA MAKES NO WARRANTIES OF MERCHANTABILITY OR OF FITNESS FOR A PARTICULAR PURPOSE NOR ANY OTHER EXPRESS OR IMPLIED WARRANTY EXCEPT AS STATED ABOVE.

In no event shall SYNGENTA or Seller be liable for any incidental, consequential or special damages resulting from the use or handling of this product. **THE EXCLUSIVE REMEDY OF THE USER OR BUYER, AND THE EXCLUSIVE LIABILITY OF SYNGENTA AND SELLER FOR ANY AND ALL CLAIMS, LOSSES, INJURIES OR DAMAGES (INCLUDING CLAIMS BASED ON BREACH OF WARRANTY, CONTRACT, NEGLIGENCE, TORT, STRICT LIABILITY OR OTHERWISE) RESULTING FROM THE USE OR HANDLING OF THIS PRODUCT, SHALL BE THE RETURN OF THE PURCHASE PRICE OF THE PRODUCT OR, AT THE ELECTION OF SYNGENTA OR SELLER, THE REPLACEMENT OF THE PRODUCT.**

SYNGENTA and Seller offer this product, and Buyer and User accept it, subject to the foregoing conditions of sale and limitations of warranty and of liability, which may not be modified except by written agreement signed by a duly authorized representative of SYNGENTA.

7/91

DIRECTIONS FOR USE

It is a violation of federal law to use this product in a manner inconsistent with its labeling.

Do not apply this product in a way that will contact workers or other persons, either directly or through drift. Only protected handlers may be in the area during application. For any requirements specific to your State or Tribe, consult the agency responsible for pesticide regulation.

AGRICULTURAL USE REQUIREMENTS

Use this product only in accordance with its labeling and with the Worker Protection Standard, 40 CFR part 170. This Standard contains requirements for the protection of agricultural workers on farms, forests, nurseries, and greenhouses, and handlers of agricultural pesticides. It contains requirements for training, decontamination, notification, and emergency assistance. It also contains specific instructions and exceptions pertaining to the statements on this label about personal protective equipment (PPE) and restricted-entry interval. The requirements in this box only apply to uses of this product that are covered by the Worker Protection Standard.

Do not enter or allow worker entry into treated areas during the restricted-entry interval (REI) of 24 hours. Exception: If the product is soil-injected or soil-incorporated, the Worker Protection Standard, under certain circumstances, allows workers to enter the treated area if there will be no contact with anything that has been treated.

PPE required for early entry to treated areas that is permitted under the Worker Protection Standard and that involves contact with anything that has been treated, such as plants, soil, or water is:

- Coveralls
- Chemical-resistant gloves, such as barrier laminate or viton
- Shoes plus socks

FAILURE TO FOLLOW THE DIRECTIONS FOR USE AND PRECAUTIONS ON THIS LABEL MAY RESULT IN POOR WEED CONTROL, CROP INJURY, OR ILLEGAL RESIDUES.

8/9/1

To avoid spray drift, do not apply under windy conditions. Avoid spray overlap, as crop injury may result.

Note: Not for sale, use or distribution in Nassau County or Suffolk County, New York.

STORAGE AND DISPOSAL

Pesticide Disposal

Do not contaminate water, food, or feed by storage or disposal. Open dumping is prohibited. Wastes resulting from the use of this product are toxic. Improper disposal of unused pesticide, spray mixture, or rinsate is a violation of federal law. Pesticide, spray mixture, or rinsate that cannot be used according to label instructions must be disposed of according to federal, state, or local procedures. For guidance in proper disposal methods, contact your State Pesticide or Environmental Control Agency, or the Hazardous Waste representative at the nearest EPA Regional Office.

Container Disposal (2½ gallon)

Do not reuse empty container. Triple rinse (or equivalent), puncture and dispose of in a sanitary landfill, or by incineration, or by open burning, if allowed by state and local authorities. Keep out of smoke from burning containers.

This product may be stored at temperatures down to 30 degrees below 0°F.

For minor spills, leaks, etc., follow all precautions indicated on this label and clean up immediately. Take special care to avoid contamination of equipment and facilities during cleanup procedures and disposal of wastes. In the event of a major spill, fire, or other emergency, call 1-800-888-8372, day or night.

Container Disposal (Bulk)

Refer to label on container for disposal instructions.

This product may be stored at temperatures down to 30 degrees below 0°F.

For minor spills, leaks, etc., follow all precautions indicated on this label and clean up immediately. Take special care to avoid contamination of equipment and facilities during cleanup procedures and disposal of wastes. In the event of a major spill, fire, or other emergency, call 1-800-888-8372, day or night.

GENERAL INFORMATION

Observe all precautions and limitations on the labels of each product used in tank mixtures. Tank mixtures are permitted only in those states where the tank mix partner is registered. Refer to and follow the label for each tank mix product used for precautionary statements, directions for use, geographic and other restrictions.

Dual MAGNUM is a selective herbicide recommended as a preplant surface-applied, preplant incorporated, or preemergence treatment in water or fluid fertilizer for control of most annual grasses and certain broadleaf weeds in corn (all types), cotton, peanuts, pod crops, potatoes, safflowers, grain or forage sorghum, and soybeans.

Note: Do not use in nurseries, turf, or landscape plantings.

Do not apply under conditions which favor runoff or wind erosion of soil containing this product to nontarget areas.

To prevent off-site movement due to runoff or wind erosion:

1. Avoid treating powdery dry or light sand soils when conditions are favorable for wind erosion. Under these conditions, the soil surface should first be settled by rainfall or irrigation.
2. Do not apply to impervious substrates, such as paved or highly compacted surfaces.
3. Do not use tailwater from the first flood or furrow irrigation of treated fields to treat nontarget crops, unless at least 1/2 inch of rainfall has occurred between application and the first irrigation.

Where directions specify a Dual MAGNUM tank mixture with AAtrex® formulations, other brands of atrazine may be used. Follow the rates, recommendations, and limitations on the AAtrex or respective atrazine product label if other brands of atrazine are used.

Note: Certain states may have established rate limitations for atrazine within specific geographical areas. Consult your state lead pesticide control agency for additional information. It is a violation of this label to deviate from state use regulations.

If Dual MAGNUM is incorporated, any supplemental tillage before planting must not exceed the depth of incorporation.

10/91

Dry weather following preemergence application of Dual MAGNUM or a tank mixture may reduce effectiveness. Cultivate if weeds develop.

Where reference is made to weeds partially controlled, partial control can either mean erratic control from good to poor, or consistent control at a level below that generally considered acceptable for commercial weed control.

Precaution: Injury may occur following the use of Dual MAGNUM under abnormally high soil moisture conditions during early development of the crop.

SOIL TEXTURES AND HERBICIDE RATES

Where rates are based on coarse-, medium-, or fine-textured soils, it is understood that soil textural classes are generally categorized as follows:

Coarse	Medium	Fine
Sand	Loam	Sandy clay loam
Loamy sand	Silt loam	Silty clay loam
Sandy loam	Silt	Clay loam
		Sandy clay
		Silty clay
		Clay

Within rate ranges in the rate tables and elsewhere on this label, use the lower rate on soils relatively coarse-textured or low in organic matter; use the higher rate on soils relatively fine-textured or high in organic matter.

Note: Dual MAGNUM may be applied preemergence alone, or in combination with tank mix partners specified on this label, following preplant incorporated herbicides when used according to their label recommendations, provided that such use is not prohibited on the respective labels.

Thoroughly clean sprayer or other application device before using. Dispose of cleaning solution in a responsible manner. Do not use a sprayer or applicator contaminated with any other materials, or crop damage or clogging of the application device may result.

11/91

DUAL MAGNUM APPLIED ALONE

WEEDS CONTROLLED

barnyardgrass (watergrass)	prairie cupgrass	yellow foxtail
bristly foxtail	red rice	yellow nutsedge
crabgrass	robust foxtails (purple, white)	carpetweed
crowfootgrass	signalgrass	common waterhemp
fall panicum	(<i>Brachiaria</i>)	Eastern black nightshade
foxtail millet	southwestern cupgrass	Florida pusley
giant foxtail	wild proso millet*	galinsoga
goosegrass	witchgrass	pigweed
green foxtail	woolly cupgrass*	tall waterhemp

*For control of these weeds in corn only, refer to the **Corn – Woolly Cupgrass and Wild Proso Millet Control Program** section of this label.

Weeds Partially Controlled*: common purslane, eclipta, Florida beggarweed**, hairy nightshade, sandbur, seedling johnsongrass, shattercane, Texas panicum***, volunteer sorghum, wild proso millet, and woolly cupgrass.

*See **General Information** section. Control of these weeds can be erratic, due partially to variable weather conditions. Control may be improved by following these suggested procedures:

1. **Thoroughly till moist soil** to destroy germinating and emerged weeds. If Dual MAGNUM is to be applied preplant incorporated, this tillage may be used to incorporate Dual MAGNUM if uniform 2-inch incorporation is achieved as recommended under **Application Procedures**.
2. Plant crop into moist soil **immediately after tillage**. If Dual MAGNUM is to be used preemergence, apply at planting or immediately after planting.
3. If available, **sprinkler irrigate** within 2 days after application. Apply ½-1 inch of water. Use lower water volume (½ inch) on *coarse-textured soils* and higher volume (1 inch) on *fine-textured soils*. Also, refer to the section on **Center Pivot Irrigation Application** for this method of applying Dual MAGNUM.
4. If irrigation is not possible and rain does not occur within 2 days after planting and application, weed control may be decreased. Under these

12/9/1

conditions, a uniform, shallow cultivation is recommended as soon as weeds emerge.

**For partial control of this weed, use a minimum of 1.33 pts./A and apply preemergence.

***For partial control of this weed, use a minimum of 1.33 pts./A and apply through a center pivot irrigation system.

ROTATIONAL CROPS

Do not rotate to food or feed crops other than those listed below.

Dual MAGNUM Alone: (1) If crop treated with Dual MAGNUM alone is lost, any crop on this label may be replanted immediately. Do not make a second broadcast application of Dual MAGNUM. If the original application was banded and the second crop is planted in the untreated row middles, a second banded treatment may be applied. (2) Barley, oats, rye, or wheat may be planted 4 ½ months following treatment; alfalfa may be planted 4 months following application. Tomatoes may be planted 6 months following application. (3) Any crop on this label, in addition to root crops, tobacco, barley, buckwheat, milo, oats, rice, rye, wheat, cabbage, or peppers, may be planted in the spring following treatment. Clover may be seeded 9 months following application. Do not graze or feed forage or fodder from cotton to livestock. (4) Following a lay-by treatment or multiple treatments applied the previous season, any crop on this label, in addition to tobacco, cabbage, or peppers, may be planted in the spring.

Dual MAGNUM Tank Mixtures: For **Rotational Crops** restrictions for Dual MAGNUM used in tank mixtures, refer to the statements/restrictions above for Dual MAGNUM and to the respective product labels of any mixing partner(s) for additional statements/restrictions.

Important Notes: To avoid injury to rotational alfalfa or clover, (1) Do not apply more than 1.9 lbs. active ingredient per acre (2.0 pts. of Dual MAGNUM) preemergence (including preplant surface incorporated, postplant incorporated, etc.), and (2) Do not make lay-by or other postemergent applications of Dual MAGNUM.

APPLICATION PROCEDURES

Application Timing

Dual MAGNUM alone or in some tank mixtures with other labeled herbicides may be applied for weed control in certain crops at various times. Refer to the given

crop section of the label to determine if application timings listed below are recommended.

1. **Preplant Surface-Applied:** For minimum-tillage or no-tillage systems only, Dual MAGNUM alone and some Dual MAGNUM tank mixtures may be applied up to 45 days before planting certain crops. Use only split applications for treatments made 30-45 days before planting, with $\frac{2}{3}$ the recommended broadcast rate for the crop and soil texture applied initially and the remaining $\frac{1}{3}$ at planting. Treatments less than 30 days before planting may be made either as a split or a single application. Refer to individual crop to determine if early preplant surface application is recommended. If weeds are present at the time of treatment, apply in a tank mixture combination with a contact herbicide (for example, Gramoxone® Extra or Roundup®). Observe directions for use, precautions, and restrictions on the label of the contact herbicide. To the extent possible, do not move treated soil out of the row or move untreated soil to the surface during planting, or weed control will be diminished.
2. **Preplant Incorporated:** Apply Dual MAGNUM to the soil and incorporate into the top 2 inches of soil within 14 days before planting, using a finishing disk, harrow, rolling cultivator, or similar implement capable of providing uniform 2-inch incorporation. Use a preplant incorporated application if furrow irrigation is used or when a period of dry weather after application is expected. If crop will be planted on beds, apply and incorporate Dual MAGNUM after bed formation, unless specified otherwise.
3. **Preemergence:** Apply Dual MAGNUM during planting (behind the planter) or after planting, but before weeds or crops emerge.
4. **Postemergence:** Dual MAGNUM may be applied postemergence to corn, up to 40 inches tall. Dual MAGNUM will not provide postemergence weed control so it must be applied to a weed-free soil surface or in combination with products that provide postemergence control of weed species present at the time of application. Use only where allowed in crop specific directions for use.

Special Application Procedures

1. **CA Only (Corn, Safflowers, Pod Crops): Preplant Incorporated:** Broadcast Dual MAGNUM alone or with tank mix partners listed on this label to the soil and thoroughly incorporate with a disk or similar implement set to till 4-6 inches deep. For more thorough incorporation, till the soil in 2 different directions (cross-till). Crops may be planted on flat surface or on beds. Caution should be used when forming the beds that

14/9/1

only soil from the Dual MAGNUM treated zone is used (i.e., untreated soil should not be brought to soil surface). If the application is made to preformed beds, incorporate Dual MAGNUM with a tillage implement set to till 2-4 inches deep. Care should be taken during tilling to keep the tilled (Dual MAGNUM treated) soil on the beds. **Preemergence:** Apply Dual MAGNUM after planting. Water with sprinkler or flood irrigation within 7-10 days.

- 2. **Fall Application (Only in IA, MN, ND, SD, WI, and portions of NE and IL - See specific instructions in the Corn, Soybeans, and Pod Crops sections of this label for timing of application and other information):** Do not apply to frozen ground. Use on medium and fine soils with greater than 2.5% organic matter that will be planted to corn or soybeans the next spring. Ground may be tilled before or after application. Do not exceed a 2 to 3-inch incorporation depth if tilled after treatment. **Note:** If a spring application is made, the total rate of the fall plus spring applications must not exceed the maximum total rate for the specific crop, or illegal residues may result.

Ground Application: Apply Dual MAGNUM alone or in tank mixtures by ground equipment in a minimum of 10 gals. of spray mixture per acre, unless otherwise specified.

Use sprayers that provide accurate and uniform application. For Dual MAGNUM tank mixtures with wettable powder or dry flowable formulations, screens and strainers should be no finer than 50-mesh. Rinse sprayer thoroughly with clean water immediately after use.

Calculate the amount of herbicide needed for band treatment by the formula:

$$\frac{\text{band width in inches}}{\text{row width in inches}} \times \text{broadcast rate per acre} = \text{amount needed per acre of field}$$

For information on applying in lower volumes of carrier, see **Low Carrier Application** section.

For application by air or through center pivot systems, see **Aerial Drift Management** and **Aerial Drift Reduction Advisory Information** sections.

For information on impregnating dry fertilizer, see **Dry Bulk Granular Fertilizers** section.

For information on application using variable-rate technologies, see **Variable-Rate Application** section.

SPRAY EQUIPMENT

LOW CARRIER APPLICATION

For Broadcast Ground Application Only

Use sprayers, such as Ag-Chem RoGator®, Hagie, John Deere Hi-Cycle™, Melroe Spra-Coupe, Tyler Patriot™, or Willmar Air Ride®, that provide accurate and uniform application. **Only water may be used as a carrier.** Screens in suction and in-line strainers should be 50-mesh. Manufacturers may require that tip screens as fine as 100-mesh be used with some nozzles. Use a pump with capacity to: (1) maintain up to 35-40 psi at the nozzles, and (2) provide sufficient agitation in tank to keep mixture in suspension. Use a minimum of 5.0 gals. of spray mixture per acre. Maximum recommended sprayer speed is 15 mph. Rinse sprayer thoroughly with clean water immediately after each use.

Note: Low pressure nozzles are recommended to reduce drift and increase application accuracy. Care should be taken when using automatic rate controlling devices to spray the material within the rated working pressure and flow ranges of the nozzles selected. Nozzle screens should be used when recommended by the manufacturer. All nozzles should be placed on 20-inch centers, except flooding types which should be placed on 40-inch centers. When Flat Fan-type nozzles are used, angles of 80° or 110° are recommended. Always read and follow the manufacturer's directions for optimum setup and performance of their nozzles or tips.

AERIAL APPLICATION

Apply Dual MAGNUM in water alone or in tank mixtures with AAtrex, Lexone®, Lorox®, or Sencor® in a minimum total volume of 2.0 gals./A by aircraft. Dual MAGNUM may also be applied by air in combination with Balan®, Prowl®, or Treflan®. Avoid application under conditions where uniform coverage cannot be obtained or where excessive spray drift may occur. In order to assure that spray will be controllable within the target area when used according to label directions, make applications at a maximum height of 10 ft., using low-drift nozzles at a maximum pressure of 40 psi, and restrict application to periods when wind speed does not exceed 10 mph. To assure that spray will not adversely affect adjacent sensitive nontarget plants, apply Dual MAGNUM alone or Dual MAGNUM + AAtrex by aircraft at a minimum upwind distance of 400 ft. from sensitive plants, or apply Dual MAGNUM + Lexone, Lorox, or Sencor at a minimum upwind distance of 300 ft. from sensitive plants.

Aerial Drift Management

Avoiding spray drift at the application site is the responsibility of the applicator. The interaction of many equipment- and weather-related factors determine the potential for spray drift. The applicator and the grower are responsible for considering all these factors when making decisions.

The following drift management requirements must be followed to avoid off-target drift movement from aerial applications to agricultural field crops. These requirements do not apply to forestry applications, public health uses, or to applications using dry formulations.

1. The distance of the outermost nozzles on the boom must not exceed 3/4 the length of the wingspan or rotor.
2. Nozzles must always point backward parallel with the air stream and never be pointed downward more than 45 degrees.

Where states have more stringent regulations, they should be observed.

The applicator should be familiar with and take into account the information covered in the **Aerial Drift Reduction Advisory Information** section below.

Aerial Drift Reduction Advisory Information

Information on Droplet Size

The most effective way to reduce drift potential is to apply large droplets. The best drift management strategy is to apply the largest droplets that provide sufficient coverage and control. Applying larger droplets reduces drift potential, but will not prevent drift if applications are made improperly, or under unfavorable environmental conditions (see **Wind, Temperature and Humidity**, and **Temperature Inversions**).

Controlling Droplet Size

- **Volume** – Use high flow rate nozzles to apply the highest practical spray volume. Nozzles with higher rated flows produce larger droplets.
- **Pressure** – Do not exceed the nozzle manufacturer's recommended pressures. For many nozzle types, lower pressure produces larger droplets. When higher flow rates are needed, use higher flow rate nozzles instead of increasing pressure.

- **Number of nozzles** – Use the minimum number of nozzles that provide uniform coverage.
- **Nozzle Orientation** – Orienting nozzles so that the spray is released parallel to the airstream produces larger droplets than other orientations and is the recommended practice. Significant deflection from horizontal will reduce droplet size and increase drift potential.
- **Nozzle Type** – Use a nozzle type that is designed for the intended application. With most nozzle types, narrower spray angles produce larger droplets. Consider using low-drift nozzles. Solid stream nozzles oriented straight back produce the largest droplets and the lowest drift.

Boom Length

For some use patterns, reducing the effective boom length to less than 3/4 of the wingspan or rotor length may further reduce drift without reducing swath width.

Application Height

Applications should not be made at a height greater than 10 ft. above the top of the largest plants, unless a greater height is required for aircraft safety. Making applications at the lowest height that is safe reduces exposure of droplets to evaporation and wind.

Swath Adjustment

When applications are made with a crosswind, the swath will be displaced downward. Therefore, on the up and downwind edges of the field, the applicator must compensate for this displacement by adjusting the path of the aircraft upwind. Swath adjustment distance should increase with increasing drift potential (higher wind, smaller drops, etc.).

Wind

Drift potential is lowest between wind speeds of 2-10 mph. However, many factors, including droplet size and equipment type, determine drift potential at any given speed. Application should be avoided below 2 mph due to variable wind direction and high inversion potential. **Note:** Local terrain can influence wind patterns. Every applicator should be familiar with local wind patterns and how they affect spray drift.

Temperature and Humidity

When making applications in low relative humidity, set up equipment to produce larger droplets to compensate for evaporation. Droplet evaporation is most severe when conditions are both hot and dry.

Temperature Inversions

Applications should not occur during a temperature inversion because drift potential is high. Temperature inversions restrict vertical air mixing, which causes small suspended droplets to remain in a concentrated cloud. This cloud can move in unpredictable directions due to the light variable winds common during inversions. Temperature inversions are characterized by increasing temperatures with altitude and are common on nights with limited cloud cover and light to no wind. They begin to form as the sun sets and often continue into the morning. Their presence can be indicated by ground fog; however, if fog is not present, inversions can also be identified by the movement of smoke from a ground source or an aircraft smoke generator. Smoke that layers and moves laterally in a concentrated cloud (under low wind conditions) indicates an inversion, while smoke that moves upward and rapidly dissipates indicates good vertical air mixing.

Sensitive Areas

The pesticide should only be applied when the potential for drift to adjacent sensitive areas (e.g., residential areas, bodies of water, known habitat for threatened or endangered species, nontarget crops) is minimal (e.g., when wind is blowing away from the sensitive areas).

Avoid application to humans or animals. Flagmen and loaders should avoid inhalation of spray mist and prolonged contact with skin.

CENTER PIVOT IRRIGATION APPLICATION

Dual MAGNUM alone or in tank mixture with other herbicides on this label, which are registered for center pivot application, may be applied in irrigation water preemergence (after planting, but before weeds or crop emerge) at rates recommended on this label. Dual MAGNUM also may be applied postemergence to the crop and preemergence to weeds in crops where postemergence applications are allowed on this label. Follow all restrictions (height, timing, rate, etc.) to avoid illegal residues. Apply this product only through a center pivot irrigation system. Do not apply this product through any other type of irrigation system. Crop injury, lack of effectiveness, or illegal pesticide residues in the crop can result from nonuniform distribution of treated

water. If you have questions about calibration, you should contact State Extension specialists, equipment manufacturers, or other experts. Do not connect an irrigation system (including greenhouse systems) used for pesticide application to a public water system, unless the pesticide label-prescribed safety devices for public water systems are in place. A person knowledgeable of the chemigation system and responsible for its operation, or under the supervision of the responsible person, shall shut the system down and make necessary adjustments should the need arise.

Operating Instructions

1. The system must contain a functional check-valve, vacuum relief valve, and low pressure drain appropriately located on the irrigation pipeline to prevent water-source contamination from backflow.
2. The pesticide injection pipeline must contain a functional, automatic, quick-closing check-valve to prevent the flow of fluid back toward the injection pump.
3. The pesticide injection pipeline must also contain a functional, normally closed, solenoid-operated valve located on the intake side of the injection pump and connected to the system interlock to prevent fluid from being withdrawn from the supply tank when the irrigation system is either automatically or manually shut down.
4. The system must contain functional interlocking controls to automatically shut off the pesticide injection pump when the water pump motor stops.
5. The irrigation line or water pump must include a functional pressure switch which will stop the water pump motor when the water pressure decreases to the point where pesticide distribution is adversely affected.
6. Systems must use a metering pump, such as a positive displacement injection pump (e.g., diaphragm pump or piston pump), effectively designed and constructed of materials that are compatible with pesticides and capable of being fitted with a system interlock.
7. Do not apply when wind speed favors drift beyond the area intended for treatment.
8. Prepare a mixture with a minimum of 1 part water to 1 part herbicide(s) and inject this mixture into the center pivot system. Injecting a larger volume of a more dilute mixture per hour will usually provide more accurate calibration of metering equipment. Maintain sufficient agitation to keep the herbicide in suspension.

9. Meter into irrigation water during entire period of water application.
10. Apply in ½-1 inch of water. Use the lower water volume (1/2 inch) on *coarse-textured soils* and the higher volume (1 inch) on *fine-textured soils*. More than 1 inch of water at application may reduce weed control by moving the herbicide below the effective zone in the soil.

Precaution for center pivot applications: Where sprinkler distribution patterns do not overlap sufficiently, unacceptable weed control may result. Where sprinkler distribution patterns overlap excessively, crop injury may result.

DRY BULK GRANULAR FERTILIZERS

Many dry bulk granular fertilizers may be impregnated or coated with Dual MAGNUM alone or selected Dual MAGNUM tank mixtures which are registered for preplant incorporated or preplant surface application which are used to control weeds in crops on the Dual MAGNUM label and are not prohibited from use on dry bulk granular fertilizers.

When applying Dual MAGNUM or Dual MAGNUM mixtures with dry bulk granular fertilizers, follow all directions for use and precautions on the respective product labels, regarding target crops, rates per acre, soil texture, application methods (including timing of application), and rotational crops.

All individual state regulations relating to dry bulk granular fertilizer blending, registration, labeling, and application are the responsibility of the individual and/or company selling the herbicide/fertilizer mixture.

Prepare the herbicide/fertilizer mixtures by using any closed drum, belt, ribbon, or other commonly used dry bulk fertilizer blender. Nozzles used to spray Dual MAGNUM and Dual MAGNUM mixtures onto the fertilizer must be placed to provide uniform spray coverage. Care should be taken to aim the spray directly onto the fertilizer only and to avoid spraying the walls of the blender.

If the herbicide/fertilizer mixture is too wet, add a highly absorptive material, such as Agsorb® or Celatom MP-79®, or similar granular clay or diatomaceous earth materials, to obtain a dry, free-flowing mixture. Absorptive materials should be added only after the herbicide has been thoroughly blended into the fertilizer mixture. Best application results will be obtained by using a granule of 6/30 particle size or of a size similar to that of the fertilizer material being used. Generally, less than 2% by weight of absorptive material will be needed. Avoid using more than 5% absorptive material by weight.

2/1/91

Calculate amounts of Dual MAGNUM, AAtrex, AAtrex + Princep®, Balance®, Princep, Sencor, Lexone, or Sonalan® by the following formula:

$$\frac{2,000 \text{ lbs. of fertilizer per acre}}{X} \times \text{pts./A of liquid or flowable product} = \text{pts. of liquid or flowable product per ton of fertilizer}$$

$$\frac{2,000 \text{ lbs. of fertilizer per acre}}{X} \times \text{lbs./A of dry product} = \text{lbs. of dry product per ton of fertilizer}$$

Pneumatic (Compressed Air) Application (Dual MAGNUM Alone): High humidity, high urea concentrations, low fertilizer use rates, and dusty fertilizer may cause fertilizer mixture to build up or plug the distributor head, air tubes, or nozzle deflector plates. To minimize buildup, premix Dual MAGNUM with Exxon Aromatic 200 at a rate of 1.0-4.0 pts./gal. of Dual MAGNUM. Aromatic 200 is a noncombustible/nonflammable petroleum product. Aromatic 200 may be used in either a fertilizer blender or through direct injection systems. Drying agents should not be used when using Aromatic 200.

Notes: (1) Mixtures of Dual MAGNUM and Aromatic 200 must be used on dry fertilizer only. Poor results or crop injury may result if these mixtures are used in water or liquid fertilizer solutions for spraying applications. (2) When impregnating Dual MAGNUM in a blender before application, a drier mixture can be attained by substituting a drying agent for Aromatic 200. The use of Agsorb FG or drying agents of 6/30 particle size are recommended. (3) Drying agents are not recommended for use with On-The-Go impregnation equipment.

Precautions: To avoid potential for explosion, (1) Do not impregnate Dual MAGNUM or Dual MAGNUM mixtures on ammonium nitrate, potassium nitrate, or sodium nitrate, either alone or in blends with other fertilizers. (2) Do not use Dual MAGNUM or Dual MAGNUM mixtures on straight limestone, since absorption will not be achieved. Fertilizer blends containing limestone can be impregnated.

Application

Apply 200-700 lbs. of the herbicide/fertilizer mixture per acre. For best results, apply the mixture uniformly to the soil with properly calibrated equipment immediately after blending. Uniform application of the herbicide/fertilizer mixture is essential to prevent possible crop injury. Nonuniform application may also

22/191

result in unsatisfactory weed control. In areas where conventional tillage is practiced, a shallow incorporation of the mixture into the soil may improve weed control. On fine- or medium-textured soils in areas where soil incorporation is not planned, i.e., reduced tillage situations or in some conventional till situations, make applications approximately 30 days before planting to allow moisture to move the herbicide/fertilizer mixture into the soil. On coarse-textured soils, make applications approximately 14 days prior to planting.

Precaution: To avoid crop injury, do not use the herbicide/fertilizer mixture on crops where bedding occurs.

VARIABLE-RATE APPLICATION

Variable-Rate Broadcast Ground Application for Corn and Soybeans

Variable-rate technologies may be used for more precise applications. Two additive factors have been determined for use in applications using variable-rate technologies. One of these factors (A) is directly related to soil texture and the other (B) is related to percent organic matter (OM) and soil texture. When these two factors are added together, the resulting application rate will be more precise for a soil of a given soil texture and organic matter content. Use the formulas below to assure a more precise rate for any given area within a field.

Formulas* for Preplant Surface-Applied, Preplant Incorporated, Preemergence, and Early Preplant Applications

Refer to specific instructions regarding these applications in the **Application Procedures** section of this label, as well as the appropriate crop section.

Soil Texture	Rates in Pints Per Acre				
	Preplant Surface-Applied Preplant Incorporated Preemergence			Early Preplant	
	Factors			Factors	
	A		B	A	B
COARSE	1.0	+	(0.1 x % OM)	1.2	+ (0.10 x % OM)
MEDIUM	1.17	+	(0.1 x % OM)	1.4	+ (0.08 x % OM)
FINE	1.33	+	(0.1 x % OM)	1.67	+ (0.067 x % OM)

*Do not use on soils with greater than 8% organic matter (OM).

Formulas* for Fall Applications

This product is registered for use only where corn or soybeans will be grown the following year in IA, MN, SD, ND, WI, and portions of NE and IL. Refer to

23/91

specific instructions and restrictions regarding fall applications in the **Corn** and **Soybeans** sections of this label.

Soil Texture	Rates in Pints Per Acre		
	Fall Applications		
	Factors		
	A		B
COARSE	DO NOT USE		
MEDIUM	1.4	+	(0.113 x % OM)
FINE	1.8	+	(0.067 x % OM)

*Do not use on soils with greater than 8% organic matter (OM).

MIXING INSTRUCTIONS

Dual MAGNUM Alone: Mix Dual MAGNUM with water or fluid fertilizer and apply as a spray. Fill the spray tank 1/2-3/4 full with water or fluid fertilizer, add the proper amount of Dual MAGNUM, then add the rest of the water or fluid fertilizer. Provide sufficient agitation during mixing and application to maintain a uniform emulsion.

Tank Mixtures: Fill the spray tank 1/4 full with water, and start agitation; add 2,4-D, AAtrex, Balance, Balan, Banvel®, Basagran®, Butoxone®, Butyrac®, Canopy®, Caparol® 4L, Command®, Cotoran®, Eptam®, Gemini®, Lexone, Liberty® Herbicide, Liberty ATZ Herbicide, Lorox, Lorox Plus®, Marksman®, MSMA, Preview®, Princep, Prowl, Pursuit®, AAtrex + Princep, Scepter®, Sencor, Sonalan, Starfire®, or Treflan, and allow it to become dispersed; then add Dual MAGNUM; then add Gramoxone Extra, Landmaster® BW, or Roundup (glyphosate products) if these products are being used; and finally the rest of the water. For tank mixtures with AAtrex, Balance, Banvel, Canopy, Caparol 4L, Command, Cotoran*, Eptam, Gemini, Lexone, Lorox, Lorox Plus, Marksman, Preview, Princep, Prowl*, Pursuit, AAtrex + Princep, Scepter, Sencor, Sonalan, Starfire, or Treflan, fluid fertilizers may replace all or part of the water as carrier, except in the AAtrex postemergence and the Banvel postemergence tank mixes. For tank mixtures with AAtrex, see additional mixing instructions on the AAtrex label. For each mixture, check compatibility with fluid fertilizer, as described below, before mixing in spray tank. For all tank mixtures, agitate during mixing and application to maintain a uniform suspension.

*See **Special Mixing Instructions** for tank mixtures with Cotoran, and with AAtrex or Princep + Prowl under the appropriate tank mixture section.

For directions on how to conduct a compatibility test, see the **Compatibility Test** section.

24/9/1

COMPATIBILITY TEST

A jar test is recommended before tank mixing to ensure compatibility of Dual MAGNUM with other pesticides. The following test assumes a spray volume of 25 gals./A. For other spray volumes, make appropriate changes in the ingredients.

Note: Nitrogen solutions or complete fluid fertilizers may replace all or part of the water in the spray. Because liquid fertilizers vary, even within the same analysis, **always check compatibility with pesticide(s) before use.** Incompatibility of tank mixtures is more common with suspensions of fertilizer and pesticides.

Test Procedure

1. Add 1.0 pt. of carrier (fertilizer or water) to each of 2 one qt. jars with tight lids. **Note:** Use the same source of water that will be used for the tank mix and conduct the test at the temperature the tank mix will be applied.
2. To one of the jars, add ¼ tsp. or 1.2 milliliters of a compatibility agent approved for this use, such as Compex or Unite (1/4 tsp. is equivalent to 2.0 pts./100 gals. spray). Shake or stir gently to mix.
3. To both jars, add the appropriate amount of pesticide(s) in their relative proportions based on recommended label rates. If more than one pesticide is used, add them separately with dry pesticides first, flowables next, and emulsifiable concentrates last. After each addition, shake or stir gently to thoroughly mix.
4. After adding all ingredients, put lids on and tighten, and invert each jar ten times to mix. Let the mixtures stand 15-30 minutes and then look for separation, large flakes, precipitates, gels, heavy oily film on the jar, or other signs of incompatibility. Determine if the compatibility agent is needed in the spray mixture by comparing the two jars. If either mixture separates, but can be remixed readily, the mixture can be sprayed as long as good agitation is used. If the mixtures are incompatible, test the following methods of improving compatibility: (a) Slurry the dry pesticide(s) in water before addition, or (b) add ½ the compatibility agent to the fertilizer or water and the other ½ to the emulsifiable concentrate or flowable pesticide before addition to the mixture. If incompatibility is still observed, do not use the mixture.
5. After compatibility testing is complete, dispose of any pesticide wastes in accordance with the **Storage and Disposal** section in this label.

25/9/1

CROP USE DIRECTIONS

CORN (ALL TYPES) – DUAL MAGNUM ALONE

Apply Dual MAGNUM, either preplant surface, preplant incorporated, preemergence, or lay-by, using the appropriate rate specified below.

PREPLANT SURFACE-APPLIED

Refer to instructions for use of Dual MAGNUM alone under **Application Procedures**.

Fall Application:

1. Apply after September 30 in ND, SD, MN, WI, and north of Route 30 in IA.
2. Apply after October 15 north of Route 91 in NE and south of Route 30 in IA.
3. Apply after October 31 north of Route 136 in IL.

In all locations, apply to crop stubble after harvest when the sustained soil temperature at a 4-inch depth is less than 55°F and falling. In minimum-till or no-tillage systems on soils having greater than 2.5% organic matter, use 1.67-2.0 pts./A on *medium-textured* and 2.0 pts./A on *fine-textured soils*. Do not apply to frozen ground. A tillage operation may precede the application. A fall and/or a spring tillage may follow application, but do not exceed an incorporation depth greater than 2-3 inches. Minimize furrow and ridge formation in the tillage operations. **Note:** If a spring application is made, the total rate of the fall plus spring applications must not exceed the maximum total rate for corn, or illegal residues may result.

Use on medium- and fine-textured soils with minimum-tillage or no-tillage systems in CO, IA, IL, IN, KS, KY, MN, MO, MT, ND, NE, SD, TN, WI, and WY. Apply $\frac{2}{3}$ the recommended rate of Dual MAGNUM (1.67 pts./A on *medium soils* and 2.0 pts./A on *fine soils*) as a split treatment 30-45 days before planting and the remainder at planting. Applications made less than 30 days prior to planting may be as either a split or single treatment. Apply 1.33 pts./A on *coarse soils* not more than 2 weeks prior to planting. **Note:** If a spring application is made, the total rate of the fall plus spring application must not exceed the maximum total rate for corn, or illegal residues may result.

On medium- and fine-textured soils with minimum- or no-tillage systems in CT, DE, MA, MD, ME, MI, NH, NY, OH, PA, RI, VA, VT, and WV, preplant

26/9/1

surface applications may be applied following the directions for use above. If the amount of rainfall results in unsatisfactory length of weed control following the earlier treatment, a postemergence application of an appropriately labeled broadleaf and/or grass weed herbicide may be used, i.e., AAtrex, Beacon®, Bicep MAGNUM, Bicep II MAGNUM®, Exceed®, Accent®, Banvel, Basagran, bromoxynil (Brominal® or Buctril®), or 2,4-D. If the postemergence treatment includes the herbicide used preplant surface-applied, do not exceed the total labeled rate for corn on a given soil texture. Observe all directions for use, precautions, and limitations on the label of the postemergent herbicide.

PREPLANT INCORPORATED OR PREEMERGENCE

Follow instructions for use of Dual MAGNUM alone under **Application Procedures**. On *coarse soils*, apply 1.0-1.33 pts./A of Dual MAGNUM if organic matter content is less than 3%, or 1.33 pts./A if organic matter content is 3% or greater. On *medium soils*, apply 1.33-1.67 pts./A of Dual MAGNUM. On *fine soils*, apply 1.33-1.67 pts./A of Dual MAGNUM if organic matter content is less than 3%, or 1.67-2.0 pts./A if organic matter content is 3% or greater.

POSTEMERGENCE OR LAY-BY

To extend the duration of weed control in corn, a maximum rate of 2.0 pts./A of Dual MAGNUM may be applied after corn emergence until the corn plants reach 40 inches in height, following any preplant surface-applied, preplant incorporated, or preemergence herbicide application, including Dual MAGNUM. For best results, applications should be made to soil free of emerged weeds and directed toward the base of corn plants in excess of 5 inches tall. The total Dual MAGNUM rate applied on corn during any one crop year should not exceed 3.9 pts./A, depending on soil texture.

Note for all applications to corn: To avoid possible illegal residues, do not graze or feed forage from treated areas for 30 days following application.

PROBLEM WEED CONTROL DIRECTIONS

Shattercane, Wild Proso Millet, Woolly Cupgrass, and Eclipta – Partial Control: For more consistent partial control of shattercane, wild proso millet, woolly cupgrass, or eclipta, apply 1.0-1.33 pts./A of Dual MAGNUM preplant incorporated followed by 1.0-1.33 pts./A of Dual MAGNUM preemergence. Make the preemergence application during or after planting, but before weeds and corn emerge. Apply the 1.33 pts./A rate of Dual MAGNUM when a heavy infestation of shattercane, wild proso millet, woolly cupgrass, or eclipta is expected. A shallow cultivation may be needed to control any late emerging weeds.

27/91

Woolly Cupgrass and Wild Proso Millet Control Program: For control of these species, use the following 3-step program: (1) Apply Dual MAGNUM early preplant, preplant incorporated, or preemergence at 1.67 pts./A on *medium soils* and 2.0 pts./A on *fine-textured soils*, up to the maximum label rate. Lightly incorporate with a rotary hoe if rainfall does not occur within 5-7 days; (2) Apply a postemergence tank mix of Beacon at 0.38 oz./A or Exceed at 1 packet per 4 acres plus Accent SP at 0.33 oz./A plus 1.0 qt. of crop oil concentrate plus 1.0 gal./A of 28% nitrogen, or the equivalent amount of ammonium sulfate, when grasses are 2-3 inches tall and the corn is at least 4 inches tall; and (3) Cultivate 14-21 days after the postemergence application.

Notes: (1) Do not apply more than the labeled application rate for a given soil texture per year, either as a single or split treatment, or illegal residues may result. (2) In corn, Dual MAGNUM may be used up to 2.6 pts./A as either a preplant surface, preplant incorporated, or preemergence treatment on soils having an organic matter content between 6% and 20%. (3) In the event of escape of annual weeds following a preplant surface, preplant incorporated, or preemergence treatment of Dual MAGNUM, follow with a postemergence application of an appropriately labeled broadleaf and/or grass weed herbicide, i.e., AAtrex, Beacon, Bicep II MAGNUM, Exceed, Accent, Banvel, Basagran, Brominal, Buctril, or 2,4-D. If the postemergence treatment includes the herbicide used in the earlier treatment, do not exceed the total labeled rate for corn on a given soil texture. (4) Brominal or Buctril may be applied postemergence alone or in tank mix combination with AAtrex. Do not exceed 1.2 lbs. a.i./A of AAtrex in tank mix combination with Brominal or Buctril postemergence. Refer to the AAtrex, Brominal, and Buctril labels for specific rates and precautions. (5) Do not use Dual MAGNUM on peat or muck soils.

CORN – DUAL MAGNUM COMBINATIONS

Dual MAGNUM in any tank mixture for corn may be applied in water or fluid fertilizer before corn emerges. Use only water as a carrier when Dual MAGNUM is applied after corn emergence.

Note: For all applications to corn, do not graze or feed forage from treated areas for 30 days following application, or possible illegal residues may result.

IMPORTANT: FOR TANK MIXTURES WITH AATREX (OR OTHER BRANDS OF ATRAZINE) – If applying Dual MAGNUM in tank mixture with AAtrex, all the restrictions and rate limitations on the AAtrex label must be followed if more restrictive/protective than those on this label. In addition, if AAtrex is/must be applied at rates lower than those recommended on this label, broadleaf weed control may be affected. Refer to the AAtrex label for weeds controlled at the reduced rates.

Chart 1: Dual MAGNUM Tank Mixtures for Corn – Additional Weeds Controlled and Special Instructions

	Dual MAGNUM + AAtrex and/or Princep (Preplant Surface, PPI, PRE)	Dual MAGNUM +AAtrex (Post)	Dual MAGNUM+ Bladex (PPI, PRE)	Dual MAGNUM+ AAtrex+ Bladex (PPI, PRE)	Dual MAGNUM + Banvel (Field Corn)	Dual MAGNUM + AAtrex + Lorox	Dual MAGNUM + AAtrex or Princep + Prowl	Dual MAGNUM + Marksman	Dual MAGNUM+ Broadstrike +Dual	Dual MAGNUM+ Extrelzine-II	Dual MAGNUM + Balance	Dual MAGNUM + AAtrex + Balance
Special Mixing Instructions			†	†			1			†		
Comments	2,3,4,5,7,8	2,3,4,5,	7,9,10	3,4,5,6,7,9		2,3,4,5,6	2,3,4,5	7	9	6,9	2,3,7	2,3,5,7
Browntop panicum	X			X		X	X					X
Cocklebur	X	0	0	0-X	0	X	X	X	0-X	0-X		0-X
Common purslane	X			X		X	X	X	X	X	X	X
Hairy nightshade	X			X		X	X	X	X	X		X
Jimsonweed		X	X	X	0			X	0-X	0-X	X	X
Kochia		X						X	X	X	X	X
Lambsquarters	X	X	X	X	X	X	X	X	X	X	X	X
Morningglory	X	0	0	0-X	0	X	X	X	0-X	X		X
Mustard		X	X	X				X	X	X	X	X
Pigweed						X	X	X	X	X	X	X
Prickly sida		X						X	X	X		
Ragweed	X	X	X	X	X	X	X	X	0-X	0-X	X	X
Smartweed	X	X	X	X	X	X	X	X	X	X	X	X
Velvetleaf	X	X	0	0-X	0	X	X	X	X	0-X	0-X	0-X

X = control; 0 = partial control; 0-X = partial to full control depending on ratio of products used or on weed population

28/9/1

29/91

Comments

1. **Special Mixing Instructions for Dual MAGNUM + AAtrex or Princep and Prowl**

(1) Fill the spray tank $\frac{1}{4}$ full with water or fluid fertilizer and start agitation. (2) To aid compatibility, add a compatibility agent, such as Unite or X-77®, at 4.0 pts./100 gals. of spray mixture. (3) Then add the AAtrex or Princep and allow it to become dispersed. (4) Then add Dual MAGNUM and Prowl 4E. (5) Add the rest of the water.

2. Although a single formulation for AAtrex or Princep is listed in the rate tables, other formulations may be substituted, using the following formula:

- 1.0 lb. of AAtrex Nine-O® or Princep Caliber 90® = 1.8 pts. of AAtrex 4L or Princep 4L.

3. Although directions specify AAtrex formulations in tank mixture with Dual MAGNUM, other brands of atrazine may be used. Follow the rates, recommendations, and limitations on the atrazine label.

4. See additional mixing instructions on the AAtrex label.

5. *Precaution: Do not exceed a total of 2.5 lbs. a.i. of atrazine per acre per year. However, certain states may have established rate limitations for atrazine within specific geographical areas. Consult your state lead pesticide control agency for additional information. It is a violation of this label to deviate from state use regulations.*

6. Other formulations of Lorox can be used: 1.0 lb. of Lorox DF = 1.0 pt. of Lorox L.

7. In Minimum-Tillage and No-Tillage systems, mix with Gramoxone Extra for control of most emerged annual weeds and suppression of perennial weeds; or with Landmaster BW for suppression of emerged field bindweed and control or suppression of annual weeds; or with Roundup for control of most emerged annual and perennial weeds.

8. Refer to the **Tank Mixture with AAtrex; or AAtrex + 2,4-D; or AAtrex + Balance, or AAtrex + 2,4-D + Banvel for Minimum Tillage or No-Tillage Systems** section for specific directions for 2,4-D or Banvel burndown combinations with Minimum-Tillage and No-Tillage systems.

Dual MAGNUM in any tank mixture for corn may be applied in water or fluid fertilizer, except as noted.

Notes: (1) For all applications to corn, do not graze or feed forage from treated areas for 30 days following application, or possible illegal residues may result. (2) When applying Dual MAGNUM in tank mixture with AAtrex, do not exceed a total of 2.5 lbs. a.i. of atrazine per acre per year. (3) Refer to **Corn (All Types) – Dual MAGNUM Alone**, for recommended sequential postemergence treatments if escape weeds develop.

TANK MIXTURE WITH AATREX OR PRINCEP, OR AATREX + PRINCEP – PREPLANT SURFACE, PREPLANT INCORPORATED, OR PREEMERGENCE

In addition to the weeds controlled by Dual MAGNUM alone, Dual MAGNUM + AAtrex or Princep, or Dual MAGNUM + AAtrex + Princep, applied preplant surface, preplant incorporated, or preemergence, also controls the following weeds: browntop panicum, cocklebur, common purslane, hairy nightshade, lambsquarters, morningglory, ragweed, smartweed, and velvetleaf.

Apply Dual MAGNUM + AAtrex or Princep, or Dual MAGNUM + AAtrex + Princep either preplant surface, preplant incorporated, or preemergence.

Preplant Surface-Applied: Follow instructions for use of Dual MAGNUM alone under **Application Procedures** and under application instructions for Dual MAGNUM alone on corn. Apply Dual MAGNUM + AAtrex or Princep, or Dual MAGNUM + AAtrex + Princep on *medium soils* (1.67 pts./A of Dual MAGNUM + 3.2-4.0 pts./A of AAtrex 4L or Princep 4L, or AAtrex 4L + Princep 4L combined) and on *fine soils* (1.67-2.0 pts./A of Dual MAGNUM + 4.0 pts./A of AAtrex 4L or 4.0-5.0 pts./A of Princep 4L, or AAtrex 4L + Princep 4L combined) in minimum-tillage and no-tillage systems in CO, IA, IL, IN, KS, KY, MN, MO, MT, ND, NE, SD, TN, WI, and WY. Apply the tank mixtures as a split or single treatment in those states and as indicated in the **Dual MAGNUM Alone – Preplant Surface-Applied** section of the label for corn. On *coarse soils*, apply 1.33 pts./A of Dual MAGNUM and 3.2 pts./A of AAtrex 4L or Princep 4L, or AAtrex 4L + Princep 4L combined.

Preplant Incorporated or Preemergence: Follow instructions for use of Dual MAGNUM alone under **Application Procedures**. Apply Dual MAGNUM + AAtrex or Princep, or Dual MAGNUM + AAtrex + Princep, using the appropriate rates from Table 1.

Note: Do not apply more than the labeled rate for a given soil texture per year, either as a split or single treatment, or illegal residues may result.

Shattercane and Wild Proso Millet – Partial Control

31/91

For more consistent partial control of shattercane or wild proso millet, where Dual MAGNUM is applied in tank mixture or sequentially with other registered corn herbicides, the following applications may be made:

1. Apply 1.0-1.33 pts./A of Dual MAGNUM + 2.0 lbs. a.i./A of AAtrex or Princep preplant incorporated, followed by 1.0-1.33 pts./A of Dual MAGNUM preemergence. Make the preemergence application during or after planting, but before weeds and corn emerge.
2. Apply Dual MAGNUM at 1.33 pts./A alone or in tank mix combination with up to 2.0 lbs. a.i./A of AAtrex, or Princep, preplant incorporated. Do not exceed the total rate of triazine herbicide recommended in combination with Dual MAGNUM for corn grown on a given soil texture. Follow with a post-directed application of Evik® 80W at 2.5 lbs./A. Refer to the Evik 80W label for specific directions for the post-directed application
3. Apply Eradicane® or Sutan® (or equivalent EPTC or butylate formulations) at labeled rates preplant incorporated, followed by a preemergence application of Dual MAGNUM at 1.0-1.33 pts./A. Do not use Eradicane or Sutan on soils where rapid degradation has been shown to occur. Make the preemergence application during or after planting, but before weeds and corn emerge.

Precaution: When following the application regimes in numbers 1-3 above, a shallow cultivation may be needed after the preemergence or postemergence application to help control any late emerging shattercane or wild proso millet plants.

Note: Do not exceed a total of 1.9 lbs. a.i./A (2.0 pts. of Dual MAGNUM) in the preplant incorporated plus preemergence application on soils with less than 6% organic matter, or crop injury may occur.

Table 1: Dual MAGNUM + AAtrex or Princep, or Dual MAGNUM + AAtrex + Princep, Preplant Incorporated or Preemergence – Corn (All Types)

Soil Texture	Broadcast Rates Per Acre			
	Less than 3% Organic Matter		3% Organic Matter or Greater	
	Dual MAGNUM + AAtrex Nine-O* or Princep Caliber 90*	Dual MAGNUM + OR AAtrex Nine-O** + Princep Caliber 90**	Dual MAGNUM + AAtrex Nine-O* or Princep Caliber 90*	Dual MAGNUM + OR AAtrex Nine-O** + Princep Caliber 90**
COARSE	0.8-1.0 pt. + 1.1-2.2 lbs.	0.8-1.0 pt. + 0.6-1.1 lbs. + 0.6-1.1 lbs.	1.0 pt. + 1.3-2.2 lbs.	1.0 pt. + 0.7-1.1 lbs. + 0.7-1.1 lbs.
MEDIUM	1.0-1.33 pts. + 1.3-2.2 lbs.	1.0-1.33 pts. + 0.7-1.1 lbs. + 0.7-1.1 lbs.	1.33 pts. + 1.8-2.2 lbs.	1.33 pts. + 0.9-1.1 lbs. + 0.9-1.1 lbs.
FINE	1.33 pts. + 1.8-2.2 lbs.	1.33 pts. + 0.9-1.1 lbs. + 0.9-1.1 lbs.	1.33-1.67 pts. + 1.8-2.2 lbs.***	1.33-1.67 pts. + 0.9-1.1 lbs.*** + 0.9-1.1 lbs.***
Muck or Peat (soils with more than 20% organic matter)	DO NOT USE			

-31-

32/91

*Use Princep in preference to AAtrex when heavy infestations of crabgrass or fall panicum are expected. On soils having between 6% and 20% organic matter, Dual MAGNUM may be used up to 2.33 pts./A in tank mix combination with 2.2 lbs./A of AAtrex Nine-O, or equivalent rates of AAtrex 4L. Refer to the AAtrex label for weeds controlled at this reduced rate.

**When using the tank mixture of Dual MAGNUM + AAtrex Nine-O + Princep Caliber 90, use equal rates of each as shown when heavy broadleaf weed infestations are expected. When heavy infestations of crabgrass or fall panicum are expected, use a 1:2 ratio of AAtrex + Princep instead of the 1:1 ratio given in Table 1. (Example: Total AAtrex Nine-O + Princep Caliber 90 = 1.2 lbs./A, use 0.4 lb. of AAtrex + 0.8 lb. of Princep, respectively.) Refer to Comment No. 2 following Chart 1 for AAtrex 4L and Princep 4L conversions.

***For cocklebur, yellow nutsedge, and velvetleaf control on *fine-textured soils* above 3% organic matter, apply 2.25 lbs./A of AAtrex Nine-O, or equivalent rates of AAtrex 4L, or the same total amount of AAtrex + Princep with 1.33-1.67 pts./A of Dual MAGNUM.

TANK MIXTURE WITH AATREX – POSTEMERGENCE

Weeds Controlled

Weeds Partially Controlled

barnyardgrass
(watergrass)
crabgrass
crowfootgrass
fall panicum
giant foxtail
green foxtail
yellow foxtail
jimsonweed
kochia
lambsquarters
mustard
pigweed

prickly sida
purslane
ragweed
smartweed
velvetleaf

cocklebur
morningglory
yellow nutsedge

Apply 1.0 pt./A of Dual MAGNUM + 1.3 lbs./A of AAtrex Nine-O* on *coarse soils*, 1.33 pts./A of Dual MAGNUM + 1.8 lbs./A of AAtrex Nine-O on *medium soils*, or 1.33-1.67 pts./A of Dual MAGNUM + 1.8-2.2 lbs./A** of AAtrex Nine-O on *fine soils*. Apply this tank mixture before grass and broadleaf weeds pass the 2-leaf stage and before corn exceeds 5 inches in height. Application to weeds larger than the 2-leaf stage will generally result in unsatisfactory control.

34/91

Lay-by: Apply to corn plants not more than 12 inches tall. Applications to corn in excess of 5 inches should be directed to the base of the corn plants; whereas, applications to corn plants less than 5 inches tall may be made over the top. Occasionally, some corn leaf burn may result, but this should not affect later growth or yield. Do not apply this postemergence tank mixture in fluid fertilizer, or severe crop injury may occur.

*When using AAtrex 4L, use equivalent rates. One lb. of AAtrex Nine-O = 1.8 pts. of AAtrex 4L.

**For better control of cocklebur, morningglory, velvetleaf, and yellow nutsedge on *fine-textured soils* above 3% organic matter, apply 2.2 lbs./A of AAtrex Nine-O, or equivalent rate of AAtrex 4L, with 1.33-1.67 pts./A of Dual MAGNUM.

Tank mixtures of Dual MAGNUM + AAtrex may be applied following use of any registered preplant surface-applied, preplant incorporated, or preemergence corn herbicide, including Dual MAGNUM + AAtrex.

Note: The total Dual MAGNUM rate should not exceed 3.9 pts., nor the AAtrex rate more than 2.5 lbs. a.i./A during any one crop year, or illegal residues may result. Refer to the AAtrex label for geographic, soil-texture, and rotational restrictions.

TANK MIXTURE WITH BANVEL

Preemergence: Use this tank mixture only on field corn which is flat-planted (no furrows) in CO, IA, IL, IN, KS, MN, NE, OH, SD, and WI.

In addition to the weeds controlled by Dual MAGNUM alone, Dual MAGNUM + Banvel, applied preemergence, also controls lambsquarters, ragweed, smartweed, cocklebur*, jimsonweed*, morningglory*, and velvetleaf*.

*Partially controlled.

Apply Dual MAGNUM + Banvel preemergence. Broadcast 1.0 pt./A of Banvel with 1.33 pts./A of Dual MAGNUM on *medium soils*, or with 1.33-1.67 pts./A of Dual MAGNUM on *fine soils*. Do not apply on *coarse soils* or on soils with less than 2.5% organic matter. Apply this tank mixture to the soil surface at planting or after planting, but before corn emerges. Plant corn at least 1.5 inches deep and apply behind planting equipment, avoiding incorporation by the planter wheel or other seed covering device. Do not incorporate before corn emergence. If it is necessary to rotary hoe to break the soil crust, do not disturb the soil more than 1/2 inch deep.

Postemergence for Control of Pigweed (Mid-Atlantic states, including DE, MD, PA, VA, and WV): Apply 1.0-1.5 pts. of Dual MAGNUM + 0.5-1.0 pt./A of Banvel or 1.0-2.0 pts./A of Banvel II by ground equipment when pigweed plants are less than 3 inches tall and before corn exceeds 5 inches in height in a minimum of 20 gals. of spray per acre. Use the lower rate on coarse-textured and low organic matter soils. Use the higher rate on fine-textured and high organic matter soils.

Precautions: (1) Avoid drift to sensitive nontarget plants, such as soybeans, during application, or injury may occur. (2) Do not apply with aircraft.

TANK MIXTURE WITH AATREX AND LOROX FOR CONTROL OF LAMBSQUARTERS AND PIGWEED

For prolonged control of lambsquarters and pigweed in DE, MD, NJ, NY, PA, VA, and WV, Dual MAGNUM may be applied preemergence in tank mix combination with AAtrex + Lorox. Apply Dual MAGNUM and AAtrex according to the rates in Table 1 and Lorox according to the following rates.

3/6/91

Soil Texture	Broadcast Rate Per Acre
Sandy loam (1-3% organic matter)	0.67 lb. Lorox
Sandy loam (3-6% organic matter)	1.0 lb. Lorox
Medium- and fine-textured soils (1-6% organic matter)	1.0 lb. Lorox

Observe all directions for use, precautions, and limitations on the Dual MAGNUM, AAtrex, and Lorox labels when applying these products in tank mix combinations.

TANK MIXTURE WITH AATREX OR PRINCEP + PROWL FOR PROLONGED CONTROL OF LAMBSQUARTERS AND PIGWEED IN FIELD CORN ONLY (NORTHEAST U.S., INCLUDING MI, IN, KY, AND STATES EAST OF THESE)

For prolonged control of lambsquarters and pigweed, in addition to a broad spectrum of annual broadleaf and grass weeds, Dual MAGNUM in tank mix combination with AAtrex* or Princep + Prowl 4E may be applied after planting, but before corn or weeds emerge. Apply by ground equipment in a minimum of 10 gals. of water or 20 gals. of liquid fertilizer. Apply by air in a minimum of 5.0 gals. of water. Refer to Table 1 of this label for rates of Dual MAGNUM, AAtrex, or Princep to be applied. Apply Prowl 4E according to the following rates in Table 4.

*Do not apply Dual MAGNUM in tank mix combination with AAtrex 80W + Prowl, as this combination is not compatible. Other AAtrex formulations may be used.

Mixing Instructions: See Comment No. 1 following Chart 1.

Table 2: Prowl 4E – Broadcast Rates Per Acre

Soil Texture	Percent Organic Matter in Soil		
	Less Than 1.5%	1.5-3%	Over 3%
COARSE	1.5-2.0 pts.	2.0 pts.	3.0 pts.
MEDIUM	2.0 pts.	3.0 pts.	3.0 pts.
FINE	2.0 pts.	3.0 pts.	3.0 pts.

Observe all directions for use, precautions, and limitations on the respective product labels when applying these products in tank mix combination. Refer to the Prowl 4E label for replanting instructions in the event of crop loss.

37/91

TANK MIXTURE WITH AATREX, BALANCE, OR PRINCEP, AATREX + BALANCE, OR AATREX + PRINCEP WITH GRAMOXONE EXTRA, LANDMASTER BW, OR ROUNDUP FOR MINIMUM-TILLAGE OR NO-TILLAGE SYSTEMS

In minimum-tillage or no-tillage systems where corn is planted directly into a cover crop, stale seedbed, established sod, or previous crop residues, the contact herbicides Gramoxone Extra, Landmaster BW, or Roundup may be added to a tank mix of Dual MAGNUM + AAtrex, Balance, or Princep, Dual MAGNUM + AAtrex + Balance, or Dual MAGNUM + AAtrex + Princep,. See Comment No. 7 following Chart 1. The Dual MAGNUM + AAtrex or Princep, or Dual MAGNUM + AAtrex + Princep portion of the tank mixture provides preemergence control of the weeds listed on this label in the tank mixture section for **Dual MAGNUM + AAtrex or Princep, or Dual MAGNUM + AAtrex + Princep – Preplant Surface, Preplant Incorporated, or Preemergence**. Refer to the **Dual MAGNUM + Balance** and the **Dual MAGNUM + AAtrex + Balance** sections of this label for rates and lists of weeds controlled in field corn.

Application: Apply before, during, or after planting, but before the corn emerges, at the rates specified below. Add Gramoxone Extra, Landmaster BW, or Roundup at the following broadcast rates:

Gramoxone Extra: 1.5-2.0, 2.0-2.5, or 2.5-3.0 pts./A to 1-3, 3-6, or 6-inch tall weeds, respectively. Apply surfactant at 1.0 or 2.0 pts./100 gals. of spray mixture with 75% or greater or 50-74% nonionic active ingredient, respectively. This treatment will not control weeds taller than 6 inches.

Note: Do not apply combinations containing Gramoxone Extra in suspension-type liquid fertilizers, because the activity of paraquat will be reduced.

Landmaster BW: 27-54 oz./A depending on weed species and size. See the Landmaster BW label for weeds controlled, recommended rates for specific weeds, and other information concerning use.

Roundup: See the Roundup or Roundup RT label for weeds controlled, recommended rates, and other use directions.

Apply in 20-60 gals. of water or fluid fertilizer per acre with ground equipment.

On *coarse soils*, apply 1.0 pt./A of Dual MAGNUM with 1.3 lbs. of AAtrex Nine-O* or Princep Caliber 90*, or with 0.7 lb. of AAtrex Nine-O** + 0.7 lb. of Princep Caliber 90**. On *medium soils*, apply 1.33 pts./A of Dual MAGNUM with 1.8 lbs. of AAtrex Nine-O or Princep Caliber 90, or with 0.9 lb. of AAtrex Nine-O + 0.9 lb. of Princep Caliber 90. On *fine soils****, apply 1.33-1.67 pts./A of Dual MAGNUM

38/9/1

with 1.8-2.2 lbs. of AAtrex Nine-O or Princep Caliber 90, or with 0.9-1.1 lbs. of AAtrex Nine-O + 0.9-1.1 lbs. of Princep Caliber 90.

*Use Princep in preference to AAtrex when heavy infestations of crabgrass or fall panicum are expected.

**When using the tank mixture of Dual MAGNUM + AAtrex Nine-O + Princep Caliber 90, use equal rates of AAtrex and Princep as shown when heavy broadleaf weed infestations are expected. When heavy infestations of crabgrass or fall panicum are expected, use a 1:2 ratio of AAtrex + Princep instead of the 1:1 ratio given. (*Example: Total AAtrex Nine-O + Princep Caliber 90 = 1.8 lbs./A, use 0.6 lb. of AAtrex + 1.2 lbs. of Princep, respectively.*) Refer to Comment No. 2 following Chart 1 for AAtrex 4L and Princep 4L conversions.

***For cocklebur, yellow nutsedge, and velvetleaf control on *fine-textured soils* above 3% organic matter, apply 2.25 lbs./A of AAtrex Nine-O, or equivalent rate of AAtrex 4L, or the same total amount of AAtrex + Princep, with 1.33-1.67 pts./A of Dual MAGNUM.

TANK MIXTURE WITH AATREX; OR AATREX + 2,4-D; OR AATREX + BALANCE; OR AATREX + 2,4-D + BANVEL FOR MINIMUM-TILLAGE OR NO-TILLAGE SYSTEMS

In minimum-tillage or no-tillage systems where corn is planted directly into a cover crop, stale seedbed, established sod, or previous crop residues, Dual MAGNUM applied in combination with AAtrex or AAtrex + Balance will kill most emerged small annual weeds. Apply Dual MAGNUM + AAtrex, or Dual MAGNUM + AAtrex + Balance before, during, or after planting, but before corn emerges, according to the rates in Table 1.

Where heavy crop residues exist, add 0.8-1.6 pts./A of an appropriately labeled 3.8 lbs. a.i./gal. of 2,4-D amine (such as Weedar 64, Weedar 64A, DMA-4 Herbicide, Weedone® 638, or Formula 40) to the spray tank last and apply in a minimum of 25 gals. of carrier per acre.

As carriers, nitrogen solutions and complete liquid fertilizers, applied before corn emergence, enhance burndown of existing weeds, and therefore are recommended instead of water. Add X-77 surfactant at 1.0-2.0 qts./100 gals. of diluted spray, or another appropriate surfactant at its recommended rate, or add crop oil concentrate plus 28% liquid nitrogen (or equivalent). Apply before weeds exceed 3 inches in height. If alfalfa is present, add Banvel to the spray mixture at 0.33-0.5 pt./A and apply before alfalfa exceeds 6 inches in height.

39/91

For fields with existing sod grasses (e.g., bromegrass, orchardgrass, rye, or timothy), when existing weeds exceed 3 inches in height or when very dry conditions exist, add Gramoxone Extra at the rate of 2.5 pts./A in place of or in addition to 2,4-D as indicated above. Do not apply Gramoxone Extra in suspension-type liquid fertilizer. Observe all directions for use, precautions, and limitations on the respective product labels when applying these products in tank mix combination. Use Balance combinations only on field corn.

TANK MIXTURE WITH MARKSMAN IN CONSERVATION TILLAGE – FIELD AND SILAGE CORN

In conservation tillage systems where corn is planted directly into a cover crop or previous crop residue, Dual MAGNUM + Marksman will kill most emerged small annual weeds. Apply Dual MAGNUM + Marksman before, during, or after planting, but before corn emergence on *medium* and *fine soils* with greater than 2.5% organic matter. For fields with existing vegetation exceeding 3 inches in height or when very dry conditions exist, add Gramoxone Extra at its standard rate. Dual MAGNUM + Marksman may be applied postemergence to corn less than 3 inches tall and before weedy grasses exceed the 2-leaf stage.

As carriers, nitrogen solutions and complete liquid fertilizers, applied before corn emergence, enhance burndown of existing weeds. Do not apply Gramoxone Extra in suspension-type liquid fertilizer or use on emerged corn.

Refer to the Marksman label and follow all directions, limitations, precautions, and information regarding application and use in corn.

1. Multiply the lbs. a.i. of metolachlor from step 1 by 0.625.

TANK MIXTURE WITH BALANCE - FIELD CORN

The tank mixture of Dual MAGNUM + Balance controls weeds listed on the Dual MAGNUM label, including pigweeds and eastern black nightshade, and provides improved control of problem species such as velvetleaf, tall and common waterhemp, jimsonweed, kochia, common lambsquarters, common ragweed, and others. Also, this tank mixture improves control of biotypes of these weeds resistant to ALS-inhibitor herbicides and to triazine herbicides. It will also contribute to the control of certain problem grass species. Application may be preplant (surface-applied up to 14 days prior to planting), preplant incorporated, or preemergence in conventional tillage, conservation tillage, and no-till systems. Use the Dual MAGNUM rate specified in this label in the **Corn - Dual MAGNUM Alone - Preplant Surface-Applied** sections for rates to apply preplant surface up to 14 days before planting, and in the **Preplant Incorporated or Preemergence** section for preplant incorporated and preemergence rates. Refer to the **Application Procedures** and **Tank Mix Directions** on the Balance

label, but to reduce the potential for injury from Balance contact with corn in preplant applications 0-7 days before planting, preplant incorporated, or preemergence applications, use 1.0 oz./A of Balance on *coarse-textured soils*, and 1.0-1.5 oz./A on *medium-* and *fine-textured soils* in conventional, conservation, and no-tillage systems. For early preplant applications 8-14 days before planting, add 0.5 oz./A of Balance to the rates of Balance described above.

Observe all applicable directions, precautions, and limitations on the Dual MAGNUM and Balance labels when applying these products in tank mix combination in states where Balance is registered. Where difficult species and/or severe weed populations are expected, use the maximum rate where rate ranges are listed.

TANK MIXTURE WITH AATREX + BALANCE - FIELD CORN

The tank mixture of Dual MAGNUM + AAtrex + Balance controls weeds listed on the Dual MAGNUM + AAtrex tank mixture label, and provides improved control of velvetleaf, kochia, pigweeds, tall and common waterhemp, jimsonweed, common lambsquarters, common ragweed, and biotypes of these weeds resistant to ALS-inhibitor herbicides and to triazine herbicides. Balance will contribute to the control of problem grass and other broadleaf species. Application may be preplant (surface-applied up to 14 days prior to planting), preplant incorporated, or preemergence in conventional tillage, conservation tillage, and no-till systems, as appropriate. Use the Dual MAGNUM + AAtrex rates specified in this label **(Corn - Dual MAGNUM – Combinations – Tank Mixture with AAtrex ... - Preplant Surface, Preplant Incorporated, or Preemergence)** to apply preplant surface up to 14 days before planting, preplant incorporated, or preemergence. Refer to the **Application Procedures** and **Tank Mix Directions** on the Balance label, but to reduce the potential for injury from Balance contact with corn, use 1.0 oz./A of Balance on *coarse-textured soils* and 1.0-1.5 oz./A on *medium-* and *fine-textured soils* in conventional, conservation, and no-tillage systems. For early preplant applications 8-14 days before planting, add 0.5 oz./A of Balance to the rates of Balance described above.

Observe all applicable directions, precautions, and limitations on the Dual MAGNUM, AAtrex, and Balance labels when applying these products in tank mix combination in states where Balance is registered. Where difficult species and/or severe weed populations are expected, use the maximum rate where rate ranges are listed.

TANK MIXTURES FOR POSTEMERGENCE SALVAGE WEED CONTROL IN FIELD CORN ONLY

41/91

For postemergence control of weeds in specific types of field corn, the Dual MAGNUM combinations listed below may be used. Full season weed control from early preplant, preplant incorporated, or preemergence treatments can lead to maximum yield potential under competition-free conditions. However, if control of emerged weeds is needed, a postemergence program listed below can be applied to provide residual control for the remainder of the season.

Notes: (1) Follow all label directions, instructions, precautions, and limitations for each product used. (2) Do not use fluid fertilizer with these mixtures or corn injury may occur. (3) For each tank mixture with Dual MAGNUM, apply only to the specific field corn type specified on the tank mix product label. (4) In-row weed control may be reduced because of lack of coverage when applied to corn over 4 inches tall.

Dual MAGNUM + Liberty Herbicide: Postemergence Use in LibertyLink® Corn or Corn Warranted by Aventis CropScience as Being Tolerant to Liberty Herbicide

The tank mixture of Dual MAGNUM + Liberty Herbicide can be applied postemergence to weeds and corn from seed designated as LibertyLink or corn warranted by Aventis CropScience as being tolerant to Liberty Herbicide. Liberty provides postemergence control of a broad spectrum of grass and broadleaf weeds and the Dual MAGNUM provides residual control of grasses and certain broadleaf weeds listed in the label section **Dual MAGNUM Applied Alone – Weeds Controlled**. Refer to the **Dual MAGNUM Alone – Preplant Incorporated or Preemergence** section and use the minimum rate per soil texture and organic matter classification for season-long residual control from this tank mix combination with Liberty. Refer to the Liberty label for the Liberty postemergence application rate according to weed species and their maximum height at the time of postemergence application. Where multiple weed species are present, use the highest Liberty rate recommended to control the species and growth stages present.

Follow all applicable use directions, limitations, precautions, and information regarding application to corn on the Dual MAGNUM and Liberty Herbicide labels. Where difficult species and/or severe weed populations are expected, use the maximum rate where rate ranges are listed.

Dual MAGNUM + Liberty ATZ Herbicide: Postemergence Use in LibertyLink Corn or Corn Warranted by Aventis CropScience as Being Tolerant to Liberty ATZ Herbicide

The tank mixture of Dual MAGNUM + Liberty ATZ Herbicide can be applied postemergence to weeds and corn from seed designated as LibertyLink or corn warranted by Aventis CropScience as being tolerant to Liberty ATZ Herbicide.

4/2/91

Liberty ATZ Herbicide provides postemergence control of a broad spectrum of grass and broadleaf weeds and the Dual MAGNUM provides residual control of grasses and certain broadleaf weeds listed in the label section **Dual MAGNUM Applied Alone – Weeds Controlled**. Refer to the section **Corn – Dual MAGNUM Alone – Preplant Incorporated or Preemergence** section and use the minimum rate per soil texture and organic matter classification for season-long residual control from this tank mix combination with Liberty ATZ Herbicide. Refer to the Liberty ATZ Herbicide label for the Liberty ATZ Herbicide postemergence application rate according to weed species and their maximum height at the time of postemergence application. Where multiple weed species are present, use the highest Liberty ATZ Herbicide rate recommended to control the species and growth stages present. Do not apply to corn exceeding 12 inches in height.

Follow all applicable use directions, limitations, precautions, and information regarding application to corn on the Dual MAGNUM and Liberty ATZ Herbicide labels. Where difficult species and/or severe weed populations are expected, use the maximum rate where rate ranges are listed.

Dual MAGNUM + Roundup Ultra for Postemergence Application to Corn with the Roundup Ready® Gene

The tank mixture of Dual MAGNUM + Roundup Ultra can be applied postemergence to weeds and to corn designated as containing the Roundup Ready Gene. Application may be applied postemergence to Roundup Ready corn from emergence until corn reaches 30 inches tall or the V8 stage (8 leaves with collars), whichever comes first. This mixture will provide postemergence control of weed species on the Roundup Ultra label and residual control of weed species on the Dual MAGNUM label. Use the minimum Dual MAGNUM rate postemergence with Roundup Ultra in Roundup Ready corn as specified in the **Corn - Dual MAGNUM Alone – Preplant Incorporated or Preemergence** section of this label according to soil texture and organic matter. Refer to the **Supplemental Labeling of Roundup Ultra for Postemergence Application to Corn with the Roundup Ready Gene** and to the Roundup Ultra herbicide label and follow appropriate use directions, application procedures, precautions, and limitations. Apply 24-32 fl. oz./A of Roundup Ultra for control of labeled broadleaf and grass weeds. Refer to the Roundup Ultra label for directions for control of problem species.

Follow all applicable use directions, limitations, precautions, and information regarding application to corn on the Dual MAGNUM and Roundup Ultra labels, and on the **Supplemental Labeling of Roundup Ultra for Postemergence Application to Corn with the Roundup Ready Gene**. Where difficult species and/or severe weed populations are expected, use the maximum rate where rate ranges are listed.

4/3/91

Dual MAGNUM + Roundup Ultra + AAtrex for Postemergence Application to Corn with the Roundup Ready Gene

The tank mixture of Dual MAGNUM + AAtrex + Roundup Ultra can be applied postemergence to weeds and to corn designated as containing the Roundup Ready Gene. Application may be applied postemergence to Roundup Ready corn from emergence up to 12 inches in height. This mixture will provide postemergence control of weed species on the Roundup Ultra label and residual control of weed species on the Dual MAGNUM + AAtrex label. Use the minimum Dual MAGNUM + AAtrex rate postemergence with Roundup Ultra in Roundup Ready corn as specified in the **Corn – Dual MAGNUM Combinations – Tank Mixture With AAtrex or Princep, or AAtrex + Princep – Preplant Incorporated or Preemergence** section and **Table 1** of this label according to soil texture and organic matter. Refer to the **Supplemental Labeling of Roundup Ultra for Postemergence Application to Corn with the Roundup Ready Gene** and to each product label and follow all appropriate use directions, application procedures, precautions, and limitations. Apply 24-32 fl. oz./A of Roundup Ultra for control of labeled broadleaf and grass weeds. Refer to the Roundup Ultra label for directions to control problem species.

Follow all applicable use directions, limitations, precautions, and information regarding application to corn on the Dual MAGNUM, AAtrex, and Roundup Ultra labels, and on the **Supplemental Labeling of Roundup Ultra for Postemergence Application to Corn with the Roundup Ready Gene**. Where difficult species and/or severe weed populations are expected, use the maximum rate where rate ranges are listed.

COTTON – DUAL MAGNUM ALONE

Application: Apply Dual MAGNUM preemergence only in Area 1* at the rate of 0.5-1.0 pt./A on sandy loams, 0.66-1.33 pts./A on *medium soils*, or 1.0-1.33 pts./A on *fine soils*. Apply Dual MAGNUM preplant incorporated or preemergence in Area 2** at 1.0 pt./A on sandy loams, 1.0-1.33 pts./A on *medium soils*, or 1.33 pts./A on *fine soils*. Apply Dual MAGNUM postemergence to cotton and preemergence to weeds at 0.5-1.33 pts./A, according to the state rate limitations in the following **Postemergence** section. **Do not use on sands and loamy sand.**

*Area 1 = AR, KS, LA, MS, TN, and Bootheel of MO

**Area 2 = NM, OK, and TX

Preplant Incorporated (NM, OK, and TX Only): Apply to the soil and incorporate into the top inch of soil immediately before planting, at planting, or after planting, but before crop or weeds emerge. Use a rolling cultivator or

44/91

similar implement to uniformly incorporate not more than 1 inch deep. Use a preplant incorporated application if furrow irrigation is used or when a period of dry weather after application is expected. Where furrow irrigation is used, wet the top of the bed for best results. If the crop is to be planted on beds, apply and incorporate after bed formation. Cotton should be planted below the zone of incorporation; i.e., at least 1 inch on *fine soils* and 1.5 inches on *coarse* and *medium soils*. If incorporated prior to planting, use a planter that will result in a minimum of soil disturbance.

Note: For best control of yellow nutsedge and suppression of seedling johnsongrass, apply Dual MAGNUM preplant incorporated at the maximum rate for the soil texture, whether applied alone or mixed with Caparol 4L.

Preemergence: Apply to the soil surface at planting or after planting, but before weeds or crop emerge.

Postemergence: Apply Dual MAGNUM broadcast over-the-top or directed to the soil surface according to the rate and cotton height limitations listed below by state. Application before weeds emerge or after clean cultivation to remove existing weeds is necessary since Dual MAGNUM will not control emerged weeds. Dual MAGNUM postemergence may be applied over any previous registered herbicide treatment. In sprinkler-irrigated areas, sprinkler irrigate after application with ½-1 inch of water (½ inch on *coarse-textured soils* to 1 inch on *fine-textured soils*) to incorporate Dual MAGNUM. In furrow-irrigated areas, apply Dual MAGNUM, incorporate with a rolling cultivator or similar implement that provides uniform shallow incorporation (2 inches or less), and then irrigate. In nonirrigated areas, if at least ½ inch of rainfall does not occur within 10 days after application, cultivate with a rolling cultivator or similar implement that provides uniform shallow incorporation of Dual MAGNUM.

VA, NC, SC, GA, FL, and AL: Apply Dual MAGNUM at 1.0-1.33 pts./A when cotton is 3-12 inches tall.

TN, AR, KS, MS, MO, and LA: Apply Dual MAGNUM at 0.5-1.33 pts./A when cotton is 3-12 inches tall.

TX, OK, NM, AZ, CA, and Clay Soils in AR: Apply Dual MAGNUM at 1.0-1.33 pts./A when cotton is 3-12 inches tall, but before August 1.

Multiple Applications: Where weed pressure is heavy, difficult to control species are expected, or reinfestation may occur, and a weed control program is used, multiple applications of Dual MAGNUM are effective when used as part of the weed control program. Apply as a preplant incorporated or preemergence treatment and follow with an application postemergence to cotton before weeds emerge or after clean cultivation to remove existing weeds, since Dual MAGNUM

45/91

will not control emerged weeds. Cotton should be at least 3 inches tall at the postemergence timing. Apply Dual MAGNUM postemergence over a previous preplant or preemergence Dual MAGNUM application as shown in the following table.

Multiple Dual MAGNUM Applications to Cotton			
State	Preplant Incorporated or Preemergence Pts./A	+	Postemergence and Height Pts./A
MS, LA, TN, AR, KS, MO	0.5-1.33 (Preemergence Only)	+	0.5-1.33 to 3-12" Cotton
TX, OK, NM	1.0-1.33	+	1.0-1.33 to 3-12" Cotton before August 1
NC, VA	1.0-1.33 (Preemergence Only)	+	1.0-1.33 to 3-12" Cotton

In sprinkler-irrigated areas, sprinkler irrigate after application with ½-1 inch of water (½ inch on *coarse-textured soils* to 1 inch on *fine-textured soils*) to incorporate Dual MAGNUM. In furrow-irrigated areas, apply Dual MAGNUM, incorporate with a rolling cultivator or similar implement that provides uniform shallow incorporation (2 inches or less), and then irrigate. In nonirrigated areas, if at least ½ inch of rainfall does not occur within 10 days after application, cultivate with a rolling cultivator or similar implement that provides uniform shallow incorporation of Dual MAGNUM.

Notes: For best control of yellow nutsedge and suppression of seedling johnsongrass, apply Dual MAGNUM preplant incorporated, preemergence, or postemergence to cotton and preemergence to weeds at the maximum rate for the soil texture, whether applied alone or in combinations. Do not apply more than a total of 2.0 pts./A on *coarse soils* or 2.6 pts./A of Dual MAGNUM on *medium and fine soils* during a growing season. These treatments may be applied over previous registered herbicide treatments.

Precautions: To avoid crop injury, (1) Do not apply Dual MAGNUM on sand or loamy sand soils, or in areas where water is likely to "pond" over the bed; (2) To avoid concentration in the seed furrow, do not make broadcast applications of Dual MAGNUM to cotton planted in furrows more than 2 inches deep. Band applications may be made to cotton planted in furrows deeper than 2 inches, but band width should not exceed the width of the bottom of the furrow; (3) In furrow-planted cotton, to avoid concentration in the furrow and potential injury, do not apply Dual MAGNUM postemergence until after first "knifing" or cultivation to level soil surface. (4) Do not apply over-the-top in fluid fertilizer or any other adjuvant, surfactant, oil, or other pesticide not recommended in the cotton section of this label, or injury may occur; and (5) Do not apply on Taloka silt loam. (6) Do not use in Gaines County, TX.

4/6/91

Note: Do not graze or feed forage or fodder from cotton to livestock, or illegal residues may result.

COTTON – DUAL MAGNUM COMBINATIONS

TANK MIXTURE WITH CAPAROL 4L

Dual MAGNUM tank mixtures with Caparol 4L may be applied preplant incorporated or preemergence in water or fluid fertilizer. When fluid fertilizer is used as a carrier for Dual MAGNUM, either alone or in combination with Caparol 4L, mix only the amount that will be sprayed in one operation. These mixtures should not be allowed to stand without agitation. Only water may be used as a carrier for postemergence-directed application.

In addition to those weeds controlled by Dual MAGNUM alone, Dual MAGNUM + Caparol 4L, applied preplant incorporated or preemergence, also controls the following weeds: junglerice, wild oats, annual morningglory, groundcherry, hairy nightshade, lambsquarters, malva, mustard, prickly sida (teaweed), purslane, ragweed, and shallow-germinating seedlings of cocklebur and coffeeweed. As a postemergence-directed application, Caparol provides postemergence control and residual control of weeds on its label, while Dual MAGNUM provides residual control of weed species on its label. Dual MAGNUM will not control emerged weeds.

Preplant Incorporated or Preemergence: Apply Dual MAGNUM + Caparol 4L, either preplant incorporated or preemergence, using the appropriate rate from Table 3. Cotton should be planted below the zone of incorporation; i.e., at least 1.0 inch on *fine soils* and 1.5 inches on *coarse* and *medium soils*. If incorporated before planting, use a planter that will result in a minimum of soil disturbance.

4/7/91

Table 3: Dual MAGNUM + Caparol 4L – Cotton (NM, OK, TX)

Use Areas	Soil Texture	Broadcast Rates Per Acre	
		Dual MAGNUM	Caparol 4L
ALL	Sand, loamy sand	DO NOT USE	
OK, and Blacklands and Gulf Coast of TX	Loams	0.8-1.33 pts.	2.4 pts.
	Clays	1.33 pts.	4.8 pts.
Rio Grande Valley of TX	Loams	0.8-1.33 pts.	3.2 pts.
	Clays	1.33 pts.	4.8 pts.
NM; High Plains, Rolling Plains, Edwards Plateau of TX; and Southwest TX	Sandy loam	0.8-1.0 pt.	1.6 pts.
	Loams	0.8-1.33 pts.	2.4 pts.
	Sandy clay loams	1.33 pts.	2.4 pts.
	Other clay soils	1.33 pts.	3.2 pts.

Postemergence-Directed (AR, AZ, CA, LA, MS, NM, OK, TN, TX, and MO):

Dual MAGNUM may be tank mixed with Caparol 4L in water and applied postemergence-directed in cotton for control of emerged weeds listed on the Caparol 4L label and residual preemergence control of weeds controlled by Dual MAGNUM and Caparol 4L. Or application may be made after cultivation for residual preemergence control. These treatments may be applied over previous registered treatments, including Dual MAGNUM, provided the maximum label rate of any product is not exceeded. Do not apply over-the-top of cotton, or injury may occur.

Apply Dual MAGNUM + Caparol 4L in a minimum of 20 gals. of spray volume per acre. Follow the directions, limitations, and precautions on the Caparol 4L label when Caparol is applied as a postemergence-directed application. Refer to the directions, limitations, and precautions for use of Dual MAGNUM under the **Cotton – Dual MAGNUM Alone – Postemergence** section.

Precautions: (1) To avoid concentration in the seed furrow, do not make broadcast applications of Dual MAGNUM + Caparol 4L to cotton planted in furrows more than 2 inches deep. Band applications may be made to cotton planted in furrows deeper than 2 inches, but band width should not exceed the width of the bottom of the furrow. To avoid crop injury, (2) Do not apply on sand or loamy sand soils, or in areas where water is likely to "pond" over the bed; (3) Do not apply in cut areas of newly leveled fields, or in areas of excess salt; (4)

48/91

Do not apply to glandless cotton varieties; and (5) Do not apply on Taloka silt loam. (6) Do not use in Gaines County, TX.

Note: Do not graze or feed forage or fodder from cotton to livestock, or illegal residues may result.

Refer to the Caparol 4L label for further instructions and limitations.

TANK MIXTURE WITH COTORAN DF

Dual MAGNUM may be applied in tank mixture with Cotoran DF preemergence for control of those weeds controlled by Dual MAGNUM alone and those as listed on the Cotoran DF label. This combination will also control spotted spurge, hyssop spurge, nodding spurge, and prostrate spurge. Apply to the soil surface at planting or after planting, but before weeds or crop emerge, using the appropriate rates from Table 4. The tank mixture may be applied postemergence to cotton, but preemergence to weeds, or it may be applied postemergence to both cotton and broadleaf weeds for control of weeds on the Cotoran label. Apply as a directed, semi-directed, or over-the-top spray. Dual MAGNUM will not control emerged weeds, but will provide preemergence control of species on its label.

Mixing Instructions: Incompatibility may occur when tank mixing Dual MAGNUM and Cotoran DF. To help overcome this condition, fill the spray tank 1/4 full with water or fluid fertilizer and start agitation, add the Cotoran DF and allow it to become dispersed. Add X-77 at 0.5% volume/volume final spray (4.0 pts./100 gals.), then add the Dual MAGNUM and finally the rest of the water or fluid fertilizer. Agitate during mixing and application to maintain a uniform suspension. Do not use fluid fertilizer as a carrier for postemergence applications.

4/9/91

Table 4: Dual MAGNUM + Cotoran DF – Cotton

Soil Texture	Broadcast Rates Per Acre		
	Dual MAGNUM (pts.)		Cotoran DF*** (lbs.)
	Area 1*	Area 2**	
Sand, loamy sand	DO NOT USE		
Sandy loam	0.5-1.0	0.8-1.0	1.2
Loam, silt loam, silt	0.66-1.33	1.0-1.33	1.2-1.9
Fine soil	1.0-1.33	1.33	1.9-2.4

*Area 1=AR, LA, MS, Bootheel of MO and TN

**Area 2=Eastern OK, Gulf Coast, Rio Grande Valley, and Eastern TX

***When using Cotoran 4L, use equivalent rates. Multiply lbs. of Cotoran DF by 1.7 to get pts. of Cotoran 4L.

Postemergence: This tank mixture may be applied postemergence to cotton, but preemergence to weeds or postemergence to both cotton and weeds for control of weeds on the Cotoran label. Apply as a directed, semi-directed, or over-the-top spray. Dual MAGNUM will not control emerged weeds, but will provide preemergence control of species on its label. Apply when cotton is in the 3 to 12-inch stage. Where rate ranges are given for Cotoran DF, use the higher rate when applying postemergence to weeds that are 2 inches or less. These treatments may be applied over previous registered treatments, including Dual MAGNUM, provided the maximum label rate of any product is not exceeded.

Precautions: (1) Do not apply Dual MAGNUM + Cotoran on sand or loamy sand soils, or in areas where water is likely to "pond" over the bed, or crop injury may occur. (2) To avoid concentration in the seed furrow, do not make broadcast applications of Dual MAGNUM + Cotoran to cotton planted in furrows more than 2 inches deep. Band applications may be made to cotton planted in furrows deeper than 2 inches, but band width should not exceed the width of the bottom of the furrow. (3) The use of Cotoran following the use of a systemic insecticide at planting may result in crop injury. (4) Do not use on Taloka silt loam, or crop injury may occur. (5) Do not use in Gaines County, TX.

Refer to the Cotoran labels for further instructions, precautions, and limitations.

50/91

Note: To avoid possible illegal residues, do not feed treated forage or gin trash to livestock, or graze treated areas.

TANK MIXTURE OF DUAL MAGNUM OR DUAL MAGNUM + COTORAN WITH GRAMOXONE EXTRA OR ROUNDUP FOR MINIMUM-TILLAGE OR NO-TILLAGE SYSTEMS

In minimum-tillage or no-tillage systems where cotton is planted directly into a cover crop, stale seedbed, or previous crop residues, the contact herbicides Gramoxone Extra or Roundup may be added to a tank mix of either Dual MAGNUM or Dual MAGNUM + Cotoran. When used as directed, the Gramoxone Extra portion of the tank mixture controls most emerged weeds and suppresses many perennial weeds. Roundup combinations will control emerged annual and perennial weeds when applied as directed on the Roundup label. The Dual MAGNUM and Dual MAGNUM + Cotoran portion of the tank mixture provides preemergence control of the weeds listed on this label in the Dual MAGNUM and Dual MAGNUM + Cotoran sections, respectively.

Refer to the label of each product used in combination and observe the planting details, information regarding application, geographical restrictions, and all other precautions and limitations. Refer to **Mixing Instructions** under **Tank Mixture with Cotoran DF** section.

Application: Apply before, during, or after planting, but before the cotton emerges, at the rates specified below. Apply Dual MAGNUM at 0.8-1.0 pt./A on sandy loams, *medium-*, and *fine-textured soils*. Refer to Table 4 for the Cotoran DF rates.

Add Gramoxone Extra or Roundup at the following broadcast rates:

Gramoxone Extra: 1.5-2.0, 2.0-2.5, or 2.5-3.0 pts./A to 1-3, 3-6, or 6-inch tall weeds, respectively. Apply surfactant at 1.0 or 2.0 pts./100 gals. of spray mixture with 75% or greater or 50-74% nonionic active ingredient, respectively. This treatment will not control weeds taller than 6 inches.

Note: Do not apply combinations containing Gramoxone Extra in suspension-type liquid fertilizers, as the activity of paraquat will be reduced.

Roundup: See the Roundup label for weeds controlled, recommended rates, and other use directions.

Note: Do not apply Dual MAGNUM + Cotoran 4L + Roundup in tank mixture because of compatibility problems.

5/9/91

Apply in 20-60 gals. of water or fluid fertilizer per acre with ground equipment.

*Precautions: (1) If heavy rain occurs soon after application, crop injury may result, especially in poorly drained areas where water stands for several days, or where the seeding slit has not been properly closed. (2) Refer to the Cotoran labels and the **Tank Mixture with Cotoran DF** section of this label for further instructions, precautions, and limitations. (3) Do not use in Gaines County, TX.*

TANK MIXTURE WITH MSMA, MSMA + CAPAROL, OR MSMA + COTORAN

Dual MAGNUM may be tank mixed with MSMA in water and applied postemergence-directed for control of emerged weeds listed on the MSMA product label and residual preemergence control of weeds controlled by Dual MAGNUM. The addition of Caparol or Cotoran will add control of weed species on their respective labels.

Postemergence-Directed (AL, AR, AZ, CA, FL, GA, LA, MS, NC, NM, OK, SC, TN, TX, VA, and Bootheel of MO): Apply Dual MAGNUM + MSMA postemergence-directed to 3 to 12-inch cotton according to the directions, limitations, and precautions on the MSMA product label, as well as the directions, limitations, and precautions for use of Dual MAGNUM in the section for **Cotton – Dual MAGNUM Alone – Postemergence**. Do not apply after first cotton bloom. These treatments may be applied over previous registered treatments, including Dual MAGNUM, provided the maximum label rate of any product is not exceeded. Cotoran or Caparol may be added to the Dual MAGNUM + MSMA tank mixture according to the respective label directions for application to 3 to 12-inch cotton. When these mixtures are used, follow the mixing instructions for Dual + Caparol or Cotoran and then add the MSMA product.

Do not use Dual MAGNUM in tank mix with premixes of MSMA plus herbicides other than those registered for use in tank mixture with Dual MAGNUM on cotton.

TANK MIXTURE WITH ROUNDUP ULTRA FOR USE ON ROUNDUP READY COTTON ONLY

Apply Dual MAGNUM with Roundup Ultra in water postemergence-directed for control of emerged weeds listed on the Roundup Ultra label and residual preemergence control of weeds controlled by Dual MAGNUM alone. See the **Cotton – Dual MAGNUM Alone – Postemergence** section of this label for rates of Dual MAGNUM to use and the Roundup Ultra label for rates of Roundup Ultra.

50/191

Precaution: To avoid injury, do not allow spray solution to contact cotton leaves. Do not use on sand or loamy sand soils in Gaines County, TX.

PEANUTS – DUAL MAGNUM ALONE

Apply Dual MAGNUM, either preplant incorporated, postplant incorporated, preemergence, or lay-by, using the appropriate rate specified below. **Preplant Incorporated or Preemergence:** Follow instructions for use of Dual MAGNUM alone under **Application Procedures**. **Postplant Incorporated:** Apply and shallowly incorporate Dual MAGNUM into the soil after planting, but before peanut germination. Incorporation depth and incorporating implements must be kept above the seed, or seed will be damaged. **Lay-by:** Apply Dual MAGNUM to the soil immediately after the last normal cultivation.

Apply Dual MAGNUM alone, preplant incorporated, postplant incorporated, preemergence, or lay-by, at a broadcast rate of 1.0-1.33 pts./A in the Southeast* and 0.8-1.33 pts./A in NM, OK, and TX.

*In the Southeast, use 1.33-2.0 pts./A and apply preemergence for partial control of Florida beggarweed.

Notes: (1) Dual MAGNUM alone may be applied as directed after any of the following preplant incorporated herbicides when used according to their label recommendations: Balan at 3.0-4.0 qts./A; Treflan E.C. at 1.0 pt./A; Vernam® at 2.33-3.0 pts./A; Sonalan at 1.25-3.0 pts./A; Pursuit at 0.25 pt./A; or Prowl at 1.0-2.0 pts./A. (2) Do not graze or feed peanut forage or fodder to livestock for 30 days following application, and (3) Do not apply within 90 days of harvest, or illegal residues may result.

PEANUTS – DUAL MAGNUM COMBINATIONS

Tank Mixture with Balan L.C.

Dual MAGNUM + Balan tank mixture applied preplant incorporated controls those weeds listed under **Dual MAGNUM Applied Alone** and those weeds as listed on the Balan label.

Apply 1.0-1.33 pts./A of Dual MAGNUM + 3.0-4.0 qts./A of Balan in a minimum of 10 gals. of spray volume per acre for ground application or in a minimum of 5.0 gals. of spray volume per acre for aerial application. Follow the recommended procedures for Balan on the Balan label for soil preparation and incorporation of this tank mix. Apply and incorporate Dual MAGNUM + Balan up to 14 days prior to planting.

Note: Follow all restrictions and precautions on the Balan label.

Multiple Applications

Where weed pressure is heavy or where species difficult to control are expected, Dual MAGNUM is most effective when used as follows:

Southeast Only (AL, FL, GA, NC, SC, VA)

Preplant Incorporated: Apply Dual MAGNUM preplant incorporated as directed under **Peanuts – Dual MAGNUM Alone** or apply Dual MAGNUM + Balan preplant incorporated as directed previously in this section. Refer to the respective section for weeds controlled.

OR

Preemergence before “ground cracking”: Apply Dual MAGNUM any time from preemergence up to "ground cracking" at 1.0-2.0 pts./A for extended control of weeds not yet emerged. Refer to the **Dual MAGNUM Applied Alone** section for a list of weeds controlled.

Follow the PPI or PRE application by:

Lay-by: Apply Dual MAGNUM at lay-by as directed under **Peanuts – Dual MAGNUM Alone**. Use only when late germinating weeds are expected to be a problem. Refer to the **Dual MAGNUM Applied Alone** section for a list of weeds controlled.

Notes: (1) Do not apply more than the equivalent of 2.67 lbs. of active ingredient of Dual MAGNUM per acre during any one year, or illegal residues may result. If Dual II MAGNUM is used as a sequential treatment, the lbs. of active ingredient (1.0 pt. = 0.95 lb.) plus the lbs. of active ingredient of Dual MAGNUM should not exceed 2.67 lbs. **Do not use Dual II MAGNUM, or Dual IIG MAGNUM after peanuts have emerged.** (2) Do not graze or feed peanut forage or fodder to livestock for 30 days following application, and (3) Do not apply within 90 days of harvest, or illegal residues may result.

Southwest Only (NM, OK, TX)

1st Application: Apply Dual MAGNUM preplant incorporated or preemergence or at-cracking as directed previously in this section. Refer to the respective section for weeds controlled.

2nd Application: Apply Dual MAGNUM at lay-by as directed under **Peanuts – Dual MAGNUM Alone** on that label. Use only when late germinating weeds are

54/91

expected to be a problem. Refer to the **Dual MAGNUM Applied Alone** section for a list of weeds controlled.

Notes: (1) Do not apply more than the equivalent of 2.67 lbs. of active ingredient of Dual MAGNUM per acre during any one year, or illegal residues may result. If Dual II MAGNUM® is used as a sequential treatment, the lbs. of active ingredient (1.0 pt. = 0.95 lb.) plus the lbs. of active ingredient of Dual MAGNUM should not exceed 2.67 lbs. **Do not use Dual II MAGNUM, or Dual IIG MAGNUM after peanuts have emerged.** (2) Do not graze or feed peanut forage or fodder to livestock for 30 days following application, and (3) Do not apply within 90 days of harvest, or illegal residues may result.

TANK MIXTURE OR SEQUENTIALLY WITH PURSUIT

The tank mixture or sequential treatment of Dual MAGNUM and Pursuit controls all weeds controlled by Dual MAGNUM alone and by Pursuit alone. Refer to the **Dual MAGNUM Applied Alone** section for weeds controlled by Dual MAGNUM and to the Pursuit label for weeds controlled by Pursuit.

Refer to the respective labels for application methods, timing, rates, restrictions, and precautions; and use in accordance with the more restrictive label. Do not exceed the label rate of either product. Dual MAGNUM will not control emerged weeds.

TANK MIXTURE WITH SONALAN

The tank mixture controls all weeds controlled by Dual MAGNUM alone and by Sonalan alone. Refer to the **Dual MAGNUM Applied Alone** section for weeds controlled by Dual MAGNUM and to the Sonalan label for weeds controlled by Sonalan.

Apply Dual MAGNUM + Sonalan preplant incorporated using the appropriate rate from Table 5. Follow recommended soil preparation procedures for Sonalan.

55/91

Table 5: Dual MAGNUM + Sonalan – Peanuts

Soil Texture	Broadcast Rates Per Acre			
	Southeast		NM, OK, TX	
	Dual MAGNUM	Sonalan	Dual MAGNUM	Sonalan
COARSE	1.0-1.33 pts.	1.25-2.0 pts.	0.8-1.33 pts.	1.25-2.0 pts.
MEDIUM	1.0-1.33 pts.	1.75-2.5 pts.	0.8-1.33 pts.	1.75-2.5 pts.
FINE	1.0-1.33 pts.	2.25-3.0 pts.	0.8-1.33 pts.	2.25-3.0 pts.

Note: Follow all use directions, limitations, precautions, and information regarding application to peanuts on the Dual MAGNUM and Sonalan labels.

TANK MIXTURE WITH PROWL

Dual MAGNUM + Prowl applied preplant incorporated controls all weeds controlled by Dual MAGNUM alone plus Texas panicum, field sandbur, johnsongrass from seed, lambsquarters, kochia, annual spurge, and other species on the Prowl label. Apply Dual MAGNUM + Prowl by ground or by aerial equipment within 14 days before planting. Incorporate into the top 1-2 inches of soil before planting and within 7 days of application, using a finishing disk or similar implement capable of providing uniform incorporation. If peanuts will be planted on beds, apply and incorporate after bed formation. Refer to the **Incorporation** instructions of the respective labels for additional directions.

Apply Dual MAGNUM + Prowl preplant incorporated, using the appropriate rates from Table 6.

5/6/91

Table 6: Dual MAGNUM + Prowl – Peanuts

Soil Texture	Broadcast Rates Per Acre	
	NM, OK, TX	Other Peanut Growing States
	Dual MAGNUM + Prowl	Dual MAGNUM + Prowl
Sand, loamy sand	0.8 + 1.0-1.5 pts.	1.0-1.33 + 1.5-2.0 pts.
Sandy loam	0.8-1.0 + 1.0-1.5 pts.	1.0-1.33 + 1.5-2.0 pts.
Fine soil	1.33 + 1.0-1.5 pts.	1.33 + 1.5-2.0 pts.

Note: Follow all use directions, limitations, precautions, and information regarding application to peanuts on the Dual MAGNUM and Prowl labels.

TANK MIXTURE OR SEQUENTIALLY WITH STARFIRE

Dual MAGNUM + Starfire applied at ground cracking or sequentially will control or suppress small (1-6 inch) emerged annual grass and broadleaf weeds and provide residual control of weed species listed in the **Dual MAGNUM Applied Alone** section of this label. Apply 11 fl. oz./A of Starfire with the appropriate Dual MAGNUM rate from the **Peanuts – Dual MAGNUM Alone** section in a minimum spray volume of 20 gals./A with ground equipment. A second application of Dual MAGNUM + Starfire may be made 28 days after ground cracking. (Refer to the **Peanuts – Dual MAGNUM Combinations – Multiple Applications** section of this label for geographical areas where multiple applications are recommended.) A second Starfire application may be made in all peanut growing areas, if needed. Refer to the respective labels and follow all directions, limitations, and restrictions for each product.

TANK MIXTURE OR SEQUENTIALLY WITH STARFIRE + BASAGRAN

The addition of Basagran to the Dual MAGNUM + Starfire mixture will result in improved control of such problem broadleaf weeds as prickly sida, cocklebur, smartweed, and bristly starbur. Dual MAGNUM + Starfire + Basagran applied at ground cracking or sequentially will control or suppress small (1-6 inch) emerged annual grass and broadleaf weeds and provide residual control of weed species listed in the **Dual MAGNUM Applied Alone** section of this label. Apply 1.0 pt./A of Basagran + 11 fl. oz./A of Starfire with the appropriate Dual MAGNUM rate

57/91

from the **Peanuts – Dual MAGNUM Alone** section in a minimum spray volume of 20 gals./A with ground equipment. A second application of Dual MAGNUM + Starfire + Basagran may be made 28 days after ground cracking. (Refer to the **Peanuts – Dual MAGNUM Combinations – Multiple Applications** section of this label for geographical areas where multiple applications are recommended.) A second Starfire + Basagran application may be made in all peanut growing areas, if needed. Refer to the respective labels and follow all directions, limitations, and restrictions for each product.

TANK MIXTURE OR SEQUENTIALLY WITH STARFIRE + BUTYRAC 200 OR BUTOXONE 200

The addition of Butyrac 200 or Butoxone 200 to the Dual MAGNUM + Starfire mixture will result in improved control of such problem broadleaf weeds as sicklepod, morningglory, and cocklebur. Dual MAGNUM + Starfire + Butyrac 200 or Butoxone 200 applied at ground cracking or sequentially will control or suppress small (1-6 inch) emerged annual grass and broadleaf weeds and provide residual control of weed species listed in the **Dual MAGNUM Applied Alone** section of this label. Apply 11 fl. oz./A of Starfire + 8-16 fl. oz./A (0.125-0.25 lb./A) of Butyrac 200 or Butoxone 200 with the appropriate Dual MAGNUM rate from the **Peanuts –Dual MAGNUM Alone** section in a minimum spray volume of 20 gals./A with ground equipment. A second application of Dual MAGNUM + Starfire + Butyrac 200 or Butoxone 200 may be made 28 days after ground cracking. (Refer to the **Peanuts – Dual MAGNUM Combinations – Multiple Applications** section of this label for geographical areas where multiple applications are recommended.) A second Starfire + Butyrac 200 or Butoxone 200 application may be made in all peanut growing areas, if needed. Refer to the respective labels and follow all directions, limitations, and restrictions for each product.

TANK MIXTURE OR SEQUENTIALLY WITH BASAGRAN

Dual MAGNUM + Basagran applied at ground cracking or sequentially will control species on the Basagran label and provide residual control of species listed in the **Dual MAGNUM Applied Alone** section of this label. Apply 1.0-2.0 pts./A of Basagran in 20 gals./A, depending on weed species and stage of growth as specified on the Basagran label, with the appropriate Dual MAGNUM rate from the **Peanuts – Dual MAGNUM Alone** section. A second application of the combination may be made before peanut pegging. (Refer to the **Peanuts – Dual MAGNUM Combinations – Multiple Applications** section of this label for geographical areas where multiple applications are recommended.) A second Basagran application may be made in all peanut growing areas, if needed. Refer to the respective labels and follow all directions, limitations, and restrictions for each product.

TANK MIXTURE OR SEQUENTIALLY WITH BASAGRAN + BUTYRAC 200 OR BUTOXONE 200

Dual MAGNUM + Basagran + Butyrac 200 or Butoxone 200 applied at ground cracking or sequentially will control species on the Basagran label and on the Butyrac or Butoxone labels, especially morningglories. Apply 1.5-2.0 pts./A of Basagran + 8.0 fl. oz./A of Butyrac 200 or Butoxone 200 in 20 gals./A, depending on weed species and stage of growth as specified on the Basagran label, with the appropriate Dual MAGNUM rate from the **Peanuts – Dual MAGNUM Alone** section. A second application of the combination may be made before peanut pegging. (Refer to the **Peanuts – Dual MAGNUM Combinations – Multiple Applications** section of this label for geographical areas where multiple applications are recommended.) A second Basagran + Butyrac 200 or Butoxone 200 application may be made in all peanut growing areas, if needed. Refer to the respective labels and follow all directions, limitations, and restrictions for each product.

TANK MIXTURE OR SEQUENTIALLY WITH STORM®

Dual MAGNUM + Storm applied at ground cracking through 2 expanded tetrafoliate leaves or Dual MAGNUM applied according to the directions for **Dual MAGNUM Alone** and followed with an at-cracking through postemergence treatment of Storm as specified on its label will control species on the Storm label and provide residual control of species listed in the **Dual MAGNUM Applied Alone** section of this label. Dual MAGNUM will not control emerged weeds. Refer to the **Peanuts – Dual MAGNUM Alone** section and to the Storm label and follow all directions, limitations, and restrictions for each product.

POD CROPS – DUAL MAGNUM ALONE

Pod crops, including garbanzo, great northern beans, kidney beans, lima beans, mung beans, navy beans, peas (English*; southern peas, such as blackeye, pinkeye, crowder, etc.), pinto beans, snap beans (green, wax, string), lentils, and lupines (sweet, white, white sweet, and grain).

Fall Application:

1. Apply after September 30 in ND, SD, MN, WI, and north of Route 30 in IA.
2. Apply after October 15 north of Route 91 in NE and south of Route 30 in IA.
3. Apply after October 31 north of Route 136 in IL.

In all locations, apply to crop stubble after harvest when the sustained soil temperature at a 4-inch depth is less than 55°F and falling. In minimum-till or no-tillage systems on soils having greater than 2.5% organic matter, use 1.67-2.0 pts./A on *medium-textured* and 2.0 pts./A on *fine-textured soils*. Do not apply

59/91

to frozen ground. A tillage operation may precede the application. A fall and/or a spring tillage may follow application, but do not exceed an incorporation depth greater than 2-3 inches. Minimize furrow and ridge formation in the tillage operations. **Note:** If a spring application is made, the total rate of the fall plus spring applications must not exceed the maximum total rate for pod crops, or illegal residues may result.

Spring Application:

Apply Dual MAGNUM, either preplant incorporated or preemergence, using the appropriate rate specified below. **Preplant Incorporated or Preemergence:** Follow instructions for use of Dual MAGNUM alone under **Application Procedures**. On *coarse soils* with less than 3% organic matter, apply 1.0-1.33 pts./A of Dual MAGNUM or 1.33 pts./A if organic matter is 3% or greater. On *medium soils*, apply 1.33-1.67 pts./A of Dual MAGNUM. On *fine soils*, apply 1.33-1.67 pts./A of Dual MAGNUM if organic matter content is less than 3%, or 1.67-2.0 pts./A if organic matter content is 3% or greater.

*On English peas, use only preemergence applications. Do not use on English peas in northeastern U.S., or injury may occur.

Notes: To avoid possible illegal residues, (1) Do not cut for hay within 120 days following a Dual MAGNUM application, and (2) Do not apply more than 2.0 pts./A of Dual MAGNUM during any one crop year.

POD CROPS – DUAL MAGNUM COMBINATIONS

Note: When applying Dual MAGNUM in combination on pod crops, do not cut for hay within 120 days following application, or illegal residues may result.

TANK MIXTURE AND SEQUENTIAL APPLICATIONS WITH EPTAM – BEANS (GREEN OR DRY)

This mixture controls all weeds controlled by Dual MAGNUM alone and by Eptam alone. Refer to the **Dual MAGNUM Applied Alone** section of this label for weeds controlled by Dual MAGNUM alone and to the Eptam label for weeds controlled by Eptam.

Preplant Incorporated: Follow instructions for use of Dual MAGNUM alone under **Application Procedures**. **Sequential:** Apply Eptam alone preplant incorporated, as specified on that label. Follow with a preemergence application of Dual MAGNUM, at rates specified for Dual MAGNUM alone, during planting (behind the planter) or after planting, but before the weeds or crop emerge.

60/91

Refer to the **General Information** section of this label and to the Eptam label for weather, cultural practices, and all other precautions and limitations that affect performance of these products.

Apply 2.5-4.5 pts./A of Eptam 7E* with Dual MAGNUM as specified. On *coarse soils*, apply 0.8 pt./A of Dual MAGNUM if organic matter content is less than 3%, or 1.0 pt./A if organic matter content is 3% or greater. On *medium soils*, apply 1.0 pt./A of Dual MAGNUM if organic matter content is less than 3%, or 1.33 pts./A if organic matter content is 3% or greater. On *fine soils*, apply 1.33 pts./A of Dual MAGNUM if organic matter is less than 3%, or 1.33-1.67 pts./A if organic matter is 3% or greater.

*Refer to the Eptam label for rate limitations depending on geographical area, and for species and varietal restrictions.

Precaution: Do not exceed 3.5 pts./A of Eptam 7E on small white beans or green beans grown on coarse-textured soils.

TANK MIXTURE WITH TREFLAN – BEANS (DRY – KIDNEY, NAVY, PINTO, ETC.; LIMA; AND SNAP)

Dual MAGNUM + Treflan tank mix applied preplant incorporated controls those weeds listed under **Dual MAGNUM Applied Alone** and those weeds listed for Treflan alone on the Treflan label. Dual MAGNUM + Treflan may be applied by ground or by aerial equipment and incorporated up to 14 days prior to planting. Follow the recommended procedures on this label and on the respective Treflan label, using equipment that provides uniform 2-inch incorporation.

Apply Dual MAGNUM + Treflan tank mix using the appropriate Dual MAGNUM rate specified for Dual MAGNUM alone, and the Treflan rate from the Dry Beans, and the Lima and Snap Beans sections of the respective Treflan label. Choose the product rate for the specific soil texture/organic matter classification and weed species expected.

Note: Follow all restrictions and precautions on the respective Treflan label and in the **Pod Crops – Dual MAGNUM Alone** section of this label.

POTATOES – DUAL MAGNUM ALONE

Apply Dual MAGNUM, either incorporated, preemergence, or postemergence to potatoes after hilling/lay-by, according to directions specified below for control of weeds listed under the **General Information** section. Within a rate range, use the lower rate on soils relatively coarse-textured or low in organic matter; use the higher rate on soils relatively fine-textured or high in organic matter. Effectiveness will be reduced if later cultural practices expose untreated soil. For

6/9/91

applications by center pivot irrigation, see the **Center Pivot Irrigation Application** section of this label.

Incorporated: Apply Dual MAGNUM at 1.0-2.0 pts./A to the soil and incorporate into the top 3 inches before planting, using a finishing disk, harrow, rolling cultivator, or similar implement. Planting and later cultural practices should not bring untreated soil to the surface. Postplant incorporated application may be made any time after planting to drag-off, but before potato emergence. Use an implement that evenly distributes Dual MAGNUM in the top 2 inches of soil. Do not damage potato seed pieces or sprouts with incorporation equipment.

Preemergence: Apply Dual MAGNUM at 1.0-2.0 pts./A, either after planting as a preemergence, delayed preemergence, after drag-off or hilling treatment, but before weeds emerge. Up to 2.6 pts./A of Dual MAGNUM alone may be used where soil organic matter is between 6% and 20%.

Postemergence After Hilling/Lay-by: Apply 1.67 pts./A of Dual MAGNUM postemergence to potatoes through after hilling/at lay-by to control Dual MAGNUM-sensitive species for remainder of the growing season. This application will not control emerged weeds. It may be applied over a previous Dual MAGNUM application, but do not apply more than 3.6 pts./A of Dual MAGNUM in a single crop season.

Precautions: (1) Do not use on muck or peat soils. If cool, wet soil conditions occur after application, Dual MAGNUM may delay maturity and/or reduce yield of Superior and other early maturing potato varieties. To avoid crop injury, (2) Do not use on sweet potatoes or yams; (3) Do not apply both as a preemergence and an incorporated treatment; and (4) Do not use in Kern County, CA.

Note: Potatoes treated with Dual MAGNUM should not be harvested within 60 days after the at-planting to drag-off application, or within 40 days after a lay-by application, or illegal residues may result.

POTATOES – DUAL MAGNUM COMBINATIONS

TANK MIXTURE WITH SENCOR OR LEXONE

In addition to those weeds controlled by Dual MAGNUM alone, Dual MAGNUM applied in tank mix combination with, or sequentially with, any of the registered Sencor or Lexone formulations, also controls the following broadleaf weeds: cocklebur*, hairy nightshade*, hemp sesbania, jimsonweed*, lambsquarters, prickly sida, ragweed, smartweed, velvetleaf, Venice mallow, and wild mustard.

*Partially controlled.

62/91

Dual MAGNUM at 1.0-2.0 pts./A plus the labeled Sencor/Lexone use rate may be used preemergence or postemergence to potatoes through after last hilling. Apply 1.0-1.33 pts./A of Dual MAGNUM on *coarse soils* and 1.33-2.0 pts./A on other soil textures. Within this rate range, use the lower rate on soils relatively coarse-textured or low in organic matter; use the higher rate on soils relatively fine-textured or high in organic matter. Effectiveness will be reduced if later cultural practices expose untreated soil. Dual MAGNUM will not control emerged weeds.

Refer to the Sencor or Lexone labels for precautionary statements, restrictions, application information, center pivot irrigation application, weeds controlled, and varietal limitations.

Precautions: (1) Postemergence applications to potatoes except center pivot should be made only as a directed or semi-directed spray to avoid chlorosis, minor necrosis, or leaf distortion. To avoid crop injury, (2) Do not use Dual MAGNUM + Sencor or Lexone on potatoes in Kern County, CA, and (3) Do not apply to sweet potatoes or yams. (4) Do not use this tank mixture on muck or peat soils.

Notes: (1) Potatoes treated with Dual MAGNUM in tank mixture with Sencor or Lexone cannot be harvested within 60 days after application, or illegal residues may result. (2) Potatoes may not be harvested within 40 days after a lay-by application of Dual MAGNUM, or illegal residues may result.

DUAL MAGNUM + LOROX TANK MIXTURE (EAST OF ROCKY MOUNTAINS)

Dual MAGNUM may be applied in a tank mix combination with any of the registered Lorox formulations as a preemergence broadcast application to potatoes. Apply to the soil surface after planting and before emergence of the crop or after final drag-off according to the rates specified in Table 7.

63/91

Table 7: Dual MAGNUM + Lorox - Potatoes (East of Rocky Mountains)

Soil Texture	Broadcast Rates Per Acre			
	1% to Less Than 3% Organic Matter		3-5% Organic Matter	
	Dual MAGNUM	Lorox*	Dual MAGNUM	Lorox*
COARSE Sandy loam	1.0 pt.	1.0-1.5 lbs.	1.33 pts.	1.5-2.0 lbs.
MEDIUM Loam, silt loam, silt	1.33 pts.	1.5-2.0 lbs.	1.67-2.0 pts.	2.0-2.5 lbs.

*When using Lorox L or Lorox DF, use equivalent rates. One pt. of Lorox L equals 1.0 lb. of Lorox DF.

Precautions: To avoid crop injury, (1) Do not use on sands or loamy sands, and (2) Do not incorporate or spray over the top of emerged potatoes.

Refer to the **General Information** section of this label and to the Lorox label for precautionary statements, restrictions, application information, and weeds controlled.

TANK MIXTURE WITH PROWL 4E

In addition to the weeds controlled by Dual MAGNUM alone, this tank mixture with Prowl 4E controls such problem species as kochia, lambsquarters, purslane, annual spurge, stinging nettle, and others specified on the Prowl 4E Alone label. Apply Dual MAGNUM + Prowl 4E preemergence, preemergence incorporated, or early postemergence according to the specific directions on the Prowl 4E label, using the rates in Table 8.

64/91

Table 8: Dual MAGNUM + Prowl 4E – Potatoes

Soil Texture	Broadcast Rates Per Acre	
	Less Than 3% Organic Matter	More Than 3% Organic Matter
	Dual MAGNUM + Prowl 4E*	Dual MAGNUM + Prowl 4E*
COARSE	1.0-1.33 pts. + 1.0-1.5 pts.	1.0-1.33 pts. + 1.0-1.5 pts.
MEDIUM	1.33 pts. + 1.5-2.0 pts.	1.33-1.67 pts. + 2.0-3.0 pts.
FINE	1.33-1.67 pts. + 2.0-3.0 pts.	1.67-2.0 pts. + 3.0 pts.

*When using other formulations of Prowl, use equivalent rates of active ingredient.

Refer to the Dual MAGNUM and Prowl 4E labels and observe all directions, timings, limitations, precautions, and restrictions concerning the use of these products on potatoes and follow the most restrictive.

TANK MIXTURE WITH PROWL 4E + EPTAM

In addition to the weeds controlled by Dual MAGNUM alone, this tank mixture will control those species on the Prowl 4E and Eptam labels. Refer to the Dual MAGNUM + Prowl 4E labels for rates of those products and add Eptam 7E at 3.5-7.0 pts./A, depending on geographical area. Refer to the respective Dual MAGNUM, Prowl 4E, and Eptam labels and observe all directions, limitations, precautions, and restrictions concerning the use of these products on potatoes and follow the most restrictive.

SAFFLOWERS – DUAL MAGNUM ALONE

Preplant Incorporated or Preemergence: Follow instructions for use of Dual MAGNUM alone under Application Procedures.

On *coarse soils*, apply 1.0-1.33 pts./A of Dual MAGNUM if organic matter content is less than 3%, or 1.33 pts./A if organic matter is 3% or greater. On *medium soils*, apply 1.33-1.67 pts./A of Dual MAGNUM. On *fine soils*, apply 1.33-1.67 pts./A of Dual MAGNUM if organic matter content is less than 3%, or 1.67-2.0 pts./A if organic matter content is 3% or greater.

6/9/91

GRAIN OR FORAGE SORGHUM (SEED TREATED WITH CONCEP® OR SCREEN®) – DUAL MAGNUM ALONE

Apply Dual MAGNUM, either preplant surface, preplant incorporated, or preemergence, using the appropriate rate specified below. Apply Dual MAGNUM alone only when the sorghum seed has been properly treated by the seed company with Concep or Screen.

Preplant Surface-Applied: Refer to instructions for use of Dual MAGNUM under **Application Procedures**. For minimum-tillage or no-tillage systems only, Dual MAGNUM may be applied up to 45 days before planting in CO, IA, IL, KS, MO, NE, and SD. Use only split applications for treatments made 30-45 days prior to planting, with 2/3 of the broadcast rate applied initially and the remaining 1/3 at planting. Apply 1.5 pts./A of Dual MAGNUM on *medium soils* or 1.67 pts./A on *fine soils*. Treatments less than 30 days prior to planting may be made either as a split or single application. Apply 1.33 pts./A of Dual MAGNUM on *coarse soils* not more than 2 weeks prior to planting. Under dry conditions, irrigation after application is recommended to move Dual MAGNUM into the soil.

Preplant Incorporated or Preemergence: Refer to instructions for use of Dual MAGNUM under **Application Procedures**. Broadcast 1.0-1.33 pts./A of Dual MAGNUM on *coarse soils*, 1.33-1.5 pts./A on *medium soils*, or 1.33-1.67 pts./A on *fine soils*.

Precautions: (1) If sorghum seed is not properly treated with Concep or Screen, Dual MAGNUM will severely injure the crop. (2) Under high soil moisture conditions prior to sorghum emergence, injury may occur following the use of Dual MAGNUM. The crop will normally outgrow this effect. (3) Do not use Dual MAGNUM on sorghum grown under dry mulch tillage, or injury may occur. (4) Except for the split preplant surface treatment, do not make more than one application per year, or illegal residues may result.

GRAIN OR FORAGE SORGHUM (SEED TREATED WITH CONCEP OR SCREEN) – DUAL MAGNUM COMBINATIONS

Dual MAGNUM tank mixtures with AAtrex may be applied in water or fluid fertilizer. Apply Dual MAGNUM in tank mixtures only when the sorghum seed has been properly treated by the seed company with Concep or Screen.

IMPORTANT: FOR TANK MIXTURES WITH AATREX (OR OTHER BRANDS OF ATRAZINE) – If applying Dual MAGNUM in tank mixture with AAtrex, all the restrictions and rate limitations on the AAtrex label must be followed if more restrictive/protective than those on this label. In addition, if AAtrex is/must be applied at rates lower than those recommended on this label,

6/6/91

broadleaf weed control may be affected. Refer to the AAtrex label for weeds controlled at the reduced rates.

Precautions: (1) Applications of Dual MAGNUM + AAtrex on highly alkaline soils or on eroded areas where calcareous subsoils are exposed may cause sorghum injury. (2) If sorghum seed is not properly treated with Concep or Screen, Dual MAGNUM + AAtrex may severely injure the crop. (3) Under high soil moisture conditions prior to sorghum emergence, injury may occur following the use of Dual MAGNUM + AAtrex. The crop will normally outgrow this effect. (4) Do not use Dual MAGNUM + AAtrex on sorghum grown under dry mulch tillage, or injury may occur. (5) Except for the split preplant surface treatment, do not make more than one application per year, or illegal residues may result.

TANK MIXTURE WITH AATREX

In addition to the weeds controlled by Dual MAGNUM alone, Dual MAGNUM + AAtrex also controls the following broadleaf weeds when applied either preplant surface, preplant incorporated, or preemergence: cocklebur, common purslane, hairy nightshade, lambsquarters, morningglory, ragweed, smartweed, and velvetleaf.

Preplant Surface-Applied: Refer to instructions for use of Dual MAGNUM under **Application Procedures**. For minimum-tillage or no-tillage systems only, Dual MAGNUM + AAtrex may be applied up to 45 days prior to planting in IA, IL, eastern KS, MO, NE, and SD. Use only split applications for treatments made 30-45 days prior to planting, with 2/3 of the broadcast rate applied initially and the remaining 1/3 at planting. Apply 1.5 pts./A of Dual MAGNUM + 1.7-2.0 lbs./A of AAtrex Nine-O* on *medium soils* with 1.5% organic matter or greater. Apply 1.5 pts./A of Dual MAGNUM + 1.7-2.0 lbs./A of AAtrex Nine-O on *fine soils* with less than 1.5% organic matter, or apply 1.67 pts./A of Dual MAGNUM + 2.0-2.2 lbs./A of AAtrex Nine-O on *fine soils* with 1.5% organic matter or greater. Treatments less than 30 days prior to planting may be made either as a split or single application. Under dry conditions, irrigation after application is recommended to move Dual MAGNUM + AAtrex into the soil.

Precautions: To avoid crop injury, (1) Do not use on coarse soils, and (2) Do not use on medium soils with less than 1.5% organic matter.

Preplant Incorporated or Preemergence: Refer to instructions for use of Dual MAGNUM under **Application Procedures**. On *medium soils* with 1.5% organic matter or greater, apply 1.0 pt./A of Dual MAGNUM + 1.3 lbs./A of AAtrex Nine-O*. On *fine soils* with less than 1.5% organic matter, apply 1.0 pt./A of Dual MAGNUM + 1.3 lbs./A of AAtrex Nine-O; on *fine soils* with 1.5% organic matter or greater, apply 1.2-1.33 pts./A of Dual MAGNUM + 1.6-1.8 lbs./A of AAtrex Nine-O.

67/91

*When using AAtrex 4L, use equivalent rates. One lb. of AAtrex Nine-O = 1.8 pts. of AAtrex 4L.

Precautions: To avoid crop injury, (1) Do not use on coarse soils; (2) Do not use on medium soils with less than 1.5% organic matter; (3) Do not use in NM, OK, or TX, except in northeast OK and the TX Gulf Coast and Blacklands areas; and (4) Do not apply preplant incorporated in AZ or the Imperial Valley of CA.

TANK MIXTURE OF DUAL MAGNUM OR DUAL MAGNUM + AATREX, WITH GRAMOXONE EXTRA, LANDMASTER BW, OR ROUNDUP FOR MINIMUM-TILLAGE OR NO-TILLAGE SYSTEMS

In minimum-tillage or no-tillage systems where sorghum (seed treated with Concep or Screen) is planted directly into a cover crop, stale seedbed, established sod, or previous crop residues, the contact herbicides Gramoxone Extra, Landmaster BW, or Roundup may be tank mixed with Dual MAGNUM or Dual MAGNUM + AAtrex. See Comment No. 7 following Chart 1. The Dual MAGNUM or Dual MAGNUM + AAtrex portion of the tank mixture provides preemergence control of the weeds listed on this label under the respective sections.

Refer to the label of each product used in combination and observe the planting details, restrictions, and all other precautions and limitations.

Application: Apply before, during, or after planting, but before sorghum emerges, at the appropriate rates listed under **Grain or Forage Sorghum – Dual MAGNUM Alone** or **– Dual MAGNUM Combinations – Dual MAGNUM + AAtrex**, respectively. Add Gramoxone Extra, Landmaster BW, or Roundup at the following broadcast rates:

Gramoxone Extra: 1.5-2.0, 2.0-2.5, or 2.5-3.0 pts./A to 1-3, 3-6, or 6-inch tall weeds, respectively. Apply surfactant at 1.0 or 2.0 pts./100 gals. of spray mixture with 75% or greater or 50-74% nonionic active ingredient, respectively. This treatment will not control weeds taller than 6 inches.

Landmaster BW: 27-54 oz./A depending on weed species and size. See the Landmaster BW label for weeds controlled, recommended rates for specific weeds, and other information concerning use.

Roundup: See the Roundup or Roundup RT label for weeds controlled, recommended rates, and other use directions.

Apply in a minimum of 20 gals. of water per acre with conventional spray equipment.

68/91

SOYBEANS – DUAL MAGNUM ALONE

Apply Dual MAGNUM, either preplant surface-applied, preplant incorporated, or preemergence, using the appropriate rate specified below. **Preplant Surface-Applied, Preplant Incorporated, or Preemergence:** Follow instructions for use of Dual MAGNUM alone under **Application Procedures**.

Preplant Surface-Applied

Fall Application:

1. Apply after September 30 in ND, SD, MN, WI, and north of Route 30 in IA.
2. Apply after October 15 north of Route 91 in NE and south of Route 30 in IA.
3. Apply after October 31 north of Route 136 in IL.

In all locations, apply to crop stubble after harvest when the sustained soil temperature at a 4-inch depth is less than 55° F and falling. In minimum-till or no-tillage systems on soils having greater than 2.5% organic matter, use 1.67-2.0 pts./A on *medium-textured* and 2.0 pts./A on *fine-textured soils*. Do not apply to frozen ground. A tillage operation may precede the application. A fall and/or a spring tillage may follow application, but do not exceed an incorporation depth greater than 2-3 inches. Minimize furrow and ridge formation in the tillage operations. **Note:** If a spring application is made, the total rate of the fall plus spring applications must not exceed the maximum total rate for soybeans, or illegal residues may result.

Use on medium and fine soils with minimum-tillage or no-tillage systems in CO, CT, DE, IA, IL, IN, KS, KY, MA, MD, ME, MI, MN, MO, MT, ND, NE, NH, NY, OH, PA, RI, SD, TN, VA, VT, WI, WV, and WY. Apply 2/3 the recommended rate of Dual MAGNUM (1.67 pts./A on *medium soils* and 2.0 pts./A on *fine soils*) as a split treatment 30-45 days prior to planting and the remainder at planting. Applications made less than 30 days before planting may be as either a split or single treatment. Apply 1.33 pts./A on *coarse soils* not more than 2 weeks prior to planting.

Preplant Incorporated or Preemergence: On *coarse soils*, apply 1.0-1.33 pts./A of Dual MAGNUM if organic matter content is less than 3%, or 1.33 pts./A if organic matter content is 3% or greater. On *medium soils*, apply 1.33-1.67 pts./A of Dual MAGNUM. On *fine soils*, apply 1.33-1.67 pts./A of Dual MAGNUM if organic matter content is less than 3%, or 1.67-2.0 pts./A if organic matter content is 3% or greater.

6/9/91

Note: On soybeans, Dual MAGNUM may be used up to 2.6 pts./A as a preplant surface-applied, preplant incorporated, or preemergence treatment on soils having an organic matter content between 6% and 20%. The total Dual MAGNUM rate applied to soybeans during any one crop should not exceed 2.6 pts./A.

SOYBEANS – DUAL MAGNUM COMBINATIONS

Water or fluid fertilizer may be used as carrier for Dual MAGNUM in combination with Sencor, Lexone, Lorox, Lorox Plus, Gemini, Canopy, Preview, Pursuit, Scepter, Sonalan, or Command.

Note: For all of the following combinations, Dual MAGNUM may be used up to 2.33 pts./A on soils having an organic matter content between 6% and 20%. The total Dual MAGNUM rate applied to soybeans during any one crop year should not exceed 2.6 pts./A.

TANK MIXTURE WITH SENCOR OR LEXONE

In addition to those weeds controlled by Dual MAGNUM alone, Dual MAGNUM + Sencor or Lexone, when applied as directed, also controls the following broadleaf weeds: cocklebur*, hairy nightshade, hemp sesbania, jimsonweed*, lambsquarters, prickly sida, ragweed, smartweed, velvetleaf, Venice mallow, and wild mustard.

*Partially controlled.

Apply Dual MAGNUM and Sencor or Lexone preplant incorporated or preemergence, using the appropriate rates from Table 9. **Preplant Incorporated or Preemergence:** Follow instructions for use of Dual MAGNUM alone under **Application Procedures**.

Sequential: Apply Dual MAGNUM alone **Preplant Incorporated**, as specified in Table 9 for this tank mixture. Follow with a preemergence application of Sencor or Lexone during planting (behind the planter) or after planting, but before weeds or soybeans emerge.

Refer to the Sencor or Lexone labels for planting details and soybean variety restrictions.

7/19/91

Table 9: Dual MAGNUM + Sencor or Lexone – Soybeans

Soil Texture**	Broadcast Rates Per Acre					
	0.5% to Less Than 3% Organic Matter			3% Organic Matter or Greater		
	Dual MAGNUM	+	Sencor/ Lexone DF*	Dual MAGNUM	+	Sencor/ Lexone DF*
COARSE Loamy sand (over 2% organic matter), sandy loam	0.8-1.0 pt.	+	0.33 lb.	1.0 pt.	+	0.5 lb.
MEDIUM	1.0-1.33 pts.	+	0.5 lb.	1.33 pts.	+	0.67 lb.***
FINE	1.33 pts.	+	0.67 lb.	1.33-1.67 pts.	+	0.67 lb.
Mississippi Delta only Silty clay, clay	1.33 pts.	+	1.0 lb.	1.33-1.67 pts.	+	1.0 lb.
Muck or Peat (soils with more than 20% organic matter)	DO NOT USE					

*When using Sencor 4 or Lexone 4L, multiply lbs. of DF by 1.5 to get pts./A.

**On all sand and on loamy sand with less than 2% organic matter, do not use this tank mixture preemergence, or the sequential treatment. Do not use the tank mixture preplant incorporated on any sand, loamy sand, or sandy loam, or crop injury may occur.

***Use 0.5 lb./A if applied preplant incorporated.

Precautions: (1) Do not use the tank mix or sequential application on soil with less than 0.5% organic matter or on alkaline soil with a pH over 7.4, or crop injury may occur. (2) If heavy rain occurs soon after application, crop injury may result, especially in poorly drained areas where water stands for several days.

7/1/91

TANK MIXTURE WITH LOROX

In addition to those weeds controlled by Dual MAGNUM alone, Dual MAGNUM + Lorox, applied preemergence, also controls the following broadleaf weeds: cocklebur*, jimsonweed*, lambsquarters, morningglory*, prickly sida, ragweed, smartweed, velvetleaf*, Venice mallow, and wild mustard.

*Partially controlled.

Preemergence: Apply during planting (behind planter) or after planting, but before weeds or soybeans emerge. Refer to the Lorox label for planting details. Apply the appropriate rates from Table 10.

Precaution: Do not use on soil with less than 0.5% organic matter, or crop injury may occur.

Table 10: Dual MAGNUM + Lorox – Soybeans

Soil Texture*	Broadcast Rates Per Acre					
	0.5% to Less Than 3% Organic Matter			3% Organic Matter or Greater		
	Dual MAGNUM	+	Lorox DF***	Dual MAGNUM	+	Lorox DF***
COARSE**	0.8 pt.	+	1.0 lb.	1.0 pt.	+	1.0-1.5 lbs.
MEDIUM	1.0 pt.	+	1.0-1.5 lbs.	1.33 pts.	+	1.5-2.0 lbs.
FINE	1.33 pts.	+	2.0 lbs.	1.33-1.67 pts.	+	2.5-3.0 lbs.
Muck or Peat (soils with more than 20% organic matter)	DO NOT USE					

*Do not use on sand, gravelly soils, or exposed subsoils.

**Do not use on loamy sand, except in the northeastern U.S. on loamy sand with over 1% organic matter.

***When using Lorox L or Lorox DF, use equivalent rates. One pt. of Lorox L equals 1.0 lb. of Lorox DF.

7/2/91

TANK MIXTURE WITH TREFLAN

Dual MAGNUM + Treflan tank mix applied preplant incorporated controls those weeds listed under the **Dual MAGNUM Applied Alone** section and those weeds listed for Treflan Alone on the Treflan label. Dual MAGNUM + Treflan may be applied by ground or by aerial equipment and incorporated up to 14 days before planting. Follow the recommended procedures on the Treflan and Dual MAGNUM labels, using equipment that provides uniform 2-inch incorporation.

Apply Dual MAGNUM + Treflan tank mix using the appropriate rate from the **Soybeans – Dual MAGNUM Alone** section of this label and the Treflan Alone section of the Treflan label for the specific soil texture/organic matter classification and weed species expected.

To control DNA-resistant goosegrass* and other species on the respective labels where the soil organic matter is 3% or less, apply the rate in Table 11.

Table 11: Dual MAGNUM + Treflan – Organic Matter Content Less Than 3%

Soil Texture	Broadcast Rates Per Acre		
	Dual MAGNUM Organic Matter Less Than 3%	Treflan E.C.**	
		Organic Matter	
		Less Than 2%	2-3%
COARSE*	0.8-1.0 pt.	1.0 pt.	1.5 pts.
MEDIUM	1.0 pt.	1.5 pts.	1.5 pts.
FINE	1.33 pts.	2.0 pts.	2.0 pts.

*Where a range of rates is given for Dual MAGNUM, use the minimum rate where DNA-resistant goosegrass is the predominant species.

**When Treflan MTF or Treflan 5 is used, use comparable rates. Multiply pts. of Treflan E.C. by 1 for Treflan MTF and by 0.8 for Treflan 5.

Note: Follow all restrictions and precautions on the respective Treflan label and in the **Soybeans – Dual MAGNUM Alone** section of this label.

TANK MIXTURE WITH SCEPTER

This tank mixture controls all weeds controlled by Dual MAGNUM alone and by Scepter alone. Refer to the **Dual MAGNUM Applied Alone** section for weeds controlled by Dual MAGNUM and to the Scepter label for weeds controlled by

7/3/91

Scepter. Refer to the Scepter label for geographical locations where this tank mixture may be applied.

Apply Dual MAGNUM + Scepter preplant incorporated or preemergence, using rates in Table 12. Follow use directions under **Application Instructions** on the Scepter label. For preplant incorporated applications, apply and incorporate within 30 days before planting. Observe all other precautions and limitations on the Scepter labels.

Table 12: Dual MAGNUM + Scepter – Soybeans

Soil Texture	Broadcast Rates Per Acre			
	Less Than 3% Organic Matter		3% or More Organic Matter	
	Dual MAGNUM	Scepter	Dual MAGNUM	Scepter
COARSE	0.8 pt.	0.67 pt.	1.0 pt.	0.67 pt.
MEDIUM	1.0 pt.	0.67 pt.	1.33 pts.	0.67 pt.
FINE	1.33 pts.	0.67 pt.	1.33-1.67* pts.	0.67 pt.
Muck or Peat (soils with more than 20% organic matter)	DO NOT USE			

*Use the higher rate of Dual MAGNUM if heavy weed infestations are expected.

Notes: (1) Do not apply within 90 days of harvest, and (2) Do not graze or feed treated soybean forage, hay, or straw to livestock, or illegal residues may result.

TANK MIXTURE WITH LOROX PLUS

This tank mixture controls all weeds controlled by Dual MAGNUM alone and by Lorox Plus alone. Refer to the **Dual MAGNUM Applied Alone** section for weeds controlled by Dual MAGNUM and to the Lorox Plus label for weeds controlled by Lorox Plus.

74/91

Apply Dual MAGNUM + Lorox Plus preemergence after planting, but before soybeans emerge, using rates in Table 13.

Note: Follow all use directions, limitations, precautions, information regarding application to soybeans, and rotational restrictions on the Dual MAGNUM and Lorox Plus labels.

Table 13: Dual MAGNUM + Lorox Plus – Soybeans

Soil Texture	Broadcast Rates Per Acre	
	0.5 - 3% Organic Matter	
	Dual MAGNUM	Lorox Plus (60DF)
COARSE	0.8 pt.	12-14 oz.
MEDIUM	1.0 pt.	14-16 oz.
FINE	1.33 pts.	16-18 oz.

Precaution: Do not apply to sand, or to any soil with less than 0.5% organic matter, or to any soil with pH greater than 6.8.

TANK MIXTURE WITH GEMINI

This tank mixture controls all weeds controlled by Dual MAGNUM alone and by Gemini alone. Refer to the **Dual MAGNUM Applied Alone** section for weeds controlled by Dual MAGNUM and to the Gemini label for weeds controlled by Gemini.

Apply Dual MAGNUM + Gemini preemergence after planting, but before soybeans emerge, using rates in Table 14.

Note: Follow all use directions, limitations, precautions, information regarding application to soybeans, and rotational restrictions on the Dual MAGNUM and Gemini labels.

75/91

Table 14: Dual MAGNUM + Gemini – Soybeans

Soil Texture	Broadcast Rates Per Acre	
	0.5 - 3% Organic Matter	
	Dual MAGNUM	Gemini (60DF)
COARSE (Sandy loam only)	0.8 pt.	12-16 oz.
MEDIUM	1.0 pt.	16-20 oz.
FINE	1.33 pts.	20-24 oz.

Precaution: Do not apply to sand or loamy sand, or to any soil with less than 0.5% organic matter, or to any soil with pH greater than 7.0, except as noted on the Gemini label.

TANK MIXTURE WITH CANOPY

This tank mixture controls all weeds controlled by Dual MAGNUM alone and by Canopy alone. Refer to the **Dual MAGNUM Applied Alone** section for weeds controlled by Dual MAGNUM and to the Canopy label for weeds controlled by Canopy.

Apply preplant incorporated or preemergence, using the appropriate rates from Table 15. **Preplant Incorporated:** Apply within 2 weeks of planting. Uniformly incorporate into the top 1-2 inches of soil before planting soybeans.

Preemergence: Apply after planting, but before soybeans emerge.

Note: Follow all use directions, varietal restrictions, limitations, precautions, information regarding application to soybeans, and rotational restrictions on the Dual MAGNUM and Canopy labels.

7/6/91

Table 15: Dual MAGNUM + Canopy – Soybeans

Soil Texture	Broadcast Rates Per Acre		
	Less Than 3% Organic Matter	3% or More Organic Matter	
	Dual MAGNUM	Dual MAGNUM	Canopy
COARSE	0.8 pt.	1.0 pt.	*
MEDIUM	1.0 pt.	1.33 pts.	*
FINE	1.33 pts.	1.33-1.67 pts.	*

*Refer to the Canopy label for appropriate rate, according to geographical location, soil and organic matter classification, and pH limitations.

Precaution: Do not apply to sand, or to any soil with less than 0.5% organic matter, or to any soil with pH greater than 7.0, except as noted on the Canopy label.

TANK MIXTURE WITH PREVIEW

This tank mixture controls all weeds controlled by Dual MAGNUM alone and by Preview alone. Refer to the **Dual MAGNUM Applied Alone** section for weeds controlled by Dual MAGNUM and to the Preview label for weeds controlled by Preview.

Apply preplant incorporated or preemergence, using the appropriate rates from Table 16. **Preplant Incorporated:** Apply within 2 weeks of planting. Uniformly incorporate into the top 1-2 inches of soil before planting soybeans.

Preemergence: Apply after planting, but before soybeans emerge.

Note: Follow all use directions, varietal restrictions, limitations, precautions, information regarding application to soybeans, and rotational restrictions on the Dual MAGNUM and Preview labels.

7/7/91

Table 16: Dual MAGNUM + Preview – Soybeans

Soil Texture	Broadcast Rates Per Acre			
	0.5% to Less Than 3% Organic Matter		3-5% Organic Matter	
	Dual MAGNUM	Preview 75DF	Dual MAGNUM	Preview 75DF
COARSE	0.8 pt.	6.0 oz.	1.0 pt.	7.0 oz.
MEDIUM	1.0 pt.	7.0 oz.	1.33 pts.	8.0 oz.
FINE	1.33 pts.	8.0 oz.	1.33-1.67 pts.	9.0-10 oz.

Precaution: Do not apply to sand, or to any soil with less than 0.5% organic matter, or to any soil with pH greater than 6.8.

TANK MIXTURE WITH COMMAND*

This tank mixture controls all weeds controlled by Dual MAGNUM alone and by Command alone. Refer to the **Dual MAGNUM Applied Alone** section for weeds controlled by Dual MAGNUM and to the Command label for weeds controlled by Command.

Apply Dual MAGNUM + Command preplant incorporated, using rates in Table 17. Follow all Command application instructions as to incorporation interval, geographical location, equipment operation, soil moisture conditions, etc.

***Note:** Before making applications, read and strictly follow all use directions, limitations, precautions, information regarding application to soybeans, and rotational restrictions on the Dual MAGNUM and Command labels.

78/91

Table 17: Dual MAGNUM + Command – Soybeans

Soil Texture	Broadcast Rates Per Acre			
	Dual MAGNUM		Command 4E	
	0.5-3% Organic Matter	Greater Than 3% Organic Matter	Northern Area	Southern Area
COARSE	0.8 pt.	1.0 pt.	1.5-2.0 pts.	2.0-2.5 pts.
MEDIUM	1.0 pt.	1.33 pts.	1.5-2.0 pts.	2.0-2.5 pts.
FINE	1.33 pts.	1.33-1.67 pts.	1.5-2.0 pts.	2.0-2.5 pts.

TANK MIXTURE WITH SONALAN

This tank mixture controls all weeds controlled by Dual MAGNUM alone and by Sonalan alone. Refer to the **Dual MAGNUM Applied Alone** section for weeds controlled by Dual MAGNUM and to the Sonalan label for weeds controlled by Sonalan.

Apply Dual MAGNUM and Sonalan preplant incorporated, using the appropriate rates from Table 18.

Preplant Incorporated: Follow recommended soil preparation procedures for Sonalan.

Sequential: Apply Sonalan alone preplant incorporated as specified on the Sonalan label. Follow with a preemergence application of Dual MAGNUM during planting (behind the planter) or after planting, but before weeds or soybeans emerge.

79/91

Table 18: Dual MAGNUM + Sonalan – Soybeans

Soil Texture	Broadcast Rates Per Acre			
	Less Than 3% Organic Matter		3% or More Organic Matter	
	Dual MAGNUM	Sonalan	Dual MAGNUM	Sonalan
COARSE	1.0-1.33 pts.	1.25-2.0 pts.	1.33 pts.	1.25-2.0 pts.
MEDIUM*	1.33-1.67 pts.	1.75-2.5 pts.	1.33-1.67 pts.	1.75-2.5 pts.
FINE*	1.33-1.67 pts.	2.25-3.0 pts.	1.67-2.0 pts.	2.25-3.0 pts.
Muck or Peat (soils with more than 20% organic matter)	DO NOT USE			

*For eastern black nightshade on these soils, apply Sonalan at 3.0 pts./A on *medium-* and 3.5 pts./A on *fine-textured soils*, and follow with 2 incorporation passes.

Note: Follow all use directions, limitations, precautions, and information regarding application to soybeans on the Dual MAGNUM and Sonalan labels.

TANK MIXTURE WITH PURSUIT

This tank mixture controls all weeds controlled by Dual MAGNUM alone and by Pursuit alone. Refer to the **Dual MAGNUM Applied Alone** section for weeds controlled by Dual MAGNUM and to the Pursuit label for weeds controlled by Pursuit. Refer to the Pursuit label for geographical locations where this tank mixture may be applied.

Apply Dual MAGNUM + Pursuit early preplant, preplant incorporated, or preemergence after planting, using rates in Table 19. Application can be made in water or liquid fertilizer. Follow all use directions under Soil Applications on the Pursuit label. For early preplant and preplant incorporated applications, apply within 30 days before planting.

Note: Follow all use directions, limitations, precautions, information regarding application to soybeans, and rotational restrictions on the Dual MAGNUM and Pursuit labels.

80/91

Table 19: Dual MAGNUM + Pursuit – Soybeans

	Broadcast Rates Per Acre		
	Less Than 3% Organic Matter	3% or More Organic Matter	Less Than 3% - 3% or More Organic Matter
Soil Texture	Dual MAGNUM	Dual MAGNUM	Pursuit
COARSE	0.8 pt.	1.0 pt.	0.25 pt.
MEDIUM	1.0 pt.	1.33 pts.	0.25 pt.
FINE	1.33 pts.	1.33-1.67 pts.	0.25 pt.

Sequential: Apply Dual MAGNUM early preplant, preplant incorporated, or preemergence after planting at 0.8 pt./A on *coarse soils* and 1.0 pt./A on *medium- and fine-textured soils*. Follow with a sequential postemergence application of Pursuit to control emerged weeds according to the Pursuit label. Dual MAGNUM will improve the consistency and level of control from Pursuit on most grass species. Refer to the Pursuit postemergence label for a listing of weeds controlled, application rate, and growth stage limitations.

TANK MIXTURE WITH LEXONE, SENCOR, SCEPTER, LOROX, LOROX PLUS, GEMINI, CANOPY, PREVIEW, OR PURSUIT, PLUS GRAMOXONE EXTRA OR ROUNDUP FOR MINIMUM-TILLAGE OR NO-TILLAGE SYSTEMS

In minimum-tillage or no-tillage systems where soybeans are planted directly into a cover crop, stale seedbed, established sod, or previous crop residues, the contact herbicides Gramoxone Extra or Roundup may be added to a tank mix of either Dual MAGNUM + Sencor or Lexone, Dual MAGNUM + Scepter, Dual MAGNUM + Lorox, Dual MAGNUM + Lorox Plus, Dual MAGNUM + Gemini, Dual MAGNUM + Canopy, Dual MAGNUM + Preview, or Dual MAGNUM + Pursuit. When used as directed, the Gramoxone Extra portion of the tank mixture controls most emerged weeds and suppresses many perennial weeds. Roundup combinations will control emerged annual and perennial weeds when applied as directed on the Roundup label. The Dual MAGNUM + Sencor/Lexone, Scepter, Lorox, Lorox Plus, Gemini, Canopy, Preview, or Pursuit portion of the tank mixture provides preemergence control of the weeds listed on this label in the tank mixture section for Dual MAGNUM + Sencor/Lexone, Dual MAGNUM + Scepter, Dual MAGNUM + Lorox, Dual MAGNUM + Lorox Plus, Dual MAGNUM + Gemini, Dual MAGNUM + Canopy, Dual MAGNUM + Preview, and Dual MAGNUM + Pursuit, respectively.

81/91

Refer to the label of each product used in combination and observe the planting details, soybean variety restrictions, information regarding application to soybeans, geographical restrictions, and all other precautions and limitations.

Refer below for rates of Gramoxone Extra or Roundup, Dual MAGNUM + Sencor/Lexone, Dual MAGNUM + Scepter, Dual MAGNUM + Lorox, Dual MAGNUM + Lorox Plus, Dual MAGNUM + Gemini, Dual MAGNUM + Canopy, Dual MAGNUM + Preview, and Dual MAGNUM + Pursuit, respectively.

Application: Apply before, during, or after planting, but before the soybeans emerge, at the rates specified below. Add Gramoxone Extra or Roundup at the following broadcast rates:

Gramoxone Extra: 1.5-2.0, 2.0-2.5, or 2.5-3.0 pts./A to 1-3, 3-6, or 6-inch tall weeds, respectively. Apply surfactant at 1.0 or 2.0 pts./100 gals. of spray mixture with 75% or greater or 50-74% nonionic active ingredient, respectively. This treatment will not control weeds taller than 6 inches.

Note: Do not apply combinations containing Gramoxone Extra in suspension-type liquid fertilizers, as the activity of paraquat will be reduced.

Roundup: See the Roundup or Roundup RT label for weeds controlled, recommended rates, and other use directions.

Apply in 20-60 gals. of water or fluid fertilizer per acre with ground equipment.

Dual MAGNUM + Lexone/Sencor + Gramoxone Extra or Roundup

On loamy sand with over 2% organic matter, apply 1.0 pt./A of Dual MAGNUM + 0.33-0.5 lb./A of Sencor or Lexone DF. On *medium soils*, apply 1.33 pts./A of Dual MAGNUM + 0.5-0.67 lb./A of Sencor or Lexone DF. On *fine soils*, apply 1.33-1.67 pts./A of Dual MAGNUM + 0.67 lb./A of Sencor or Lexone DF.

*When using Sencor 4 or Lexone 4L, multiply lbs. of DF by 1.5 to get pts./A.

Precautions: To avoid crop injury, (1) Do not use this tank mixture on soil with less than 0.5% organic matter, on alkaline soil with a pH over 7.4, or on all sand and on loamy sand with less than 2% organic matter. (2) If heavy rain occurs soon after application, crop injury may result, especially in poorly drained areas where water stands for several days, or where the seeding slit has not been properly closed.

82/91

DUAL MAGNUM + SCEPTER + GRAMOXONE EXTRA OR ROUNDUP

On *coarse soils*, apply 1.0 pt./A of Dual MAGNUM + 0.67 pt./A of Scepter. On *medium soils*, apply 1.33 pts./A of Dual MAGNUM + 0.67 pt./A of Scepter. On *fine soils*, apply 1.67 pts./A of Dual MAGNUM + 0.67 pt./A of Scepter.

Notes: (1) Do not apply within 90 days of harvest, and (2) Do not graze or feed treated soybean forage, hay, or straw to livestock, or illegal residues may result.

Dual MAGNUM + Lorox + Gramoxone Extra or Roundup

On *coarse soils**, apply 1.0 pt./A of Dual MAGNUM + 1.0-1.5 lbs./A of Lorox DF**. On *medium soils*, apply 1.33 pts./A of Dual MAGNUM + 1.0-2.0 lbs./A of Lorox DF. On *fine soils*, apply 1.33-1.67 pts./A of Dual MAGNUM + 2.0-3.0 lbs./A of Lorox DF.

*Do not use on loamy sand, except in the northeastern U.S. on loamy sand with over 1% organic matter, or injury may occur. Do not use on sand, gravelly soils, or exposed subsoils, or injury may occur.

**When using Lorox L or Lorox DF, use equivalent rates. One pt. of Lorox L equals 1.0 lb. of Lorox DF.

Precaution: Do not use on soil with less than 0.5% organic matter, or crop injury may occur.

Dual MAGNUM + Lorox Plus + Gramoxone Extra or Roundup

Use only where soils have 0.5-3% organic matter. On *coarse soils*, apply 1.0 pt./A of Dual MAGNUM + 12-14 oz./A of Lorox Plus 60DF. On *medium soils*, apply 1.33 pts./A of Dual MAGNUM + 14-16 oz./A of Lorox Plus. On *fine soils*, apply 1.33-1.67 pts./A of Dual MAGNUM + 16-18 oz./A of Lorox Plus.

Precaution: Do not apply to sand or to any soil with pH greater than 6.8.

Dual MAGNUM + Gemini + Gramoxone Extra or Roundup

Use only where soils have 0.5-3% organic matter. On *coarse soils* (sandy loam only), apply 1.0 pt./A of Dual MAGNUM + 12-16 oz./A of Gemini 60DF. On *medium soils*, apply 1.33 pts./A of Dual MAGNUM + 16-20 oz./A of Gemini. On *fine soils*, apply 1.33-1.67 pts./A of Dual MAGNUM + 20-24 oz./A of Gemini.

Precaution: Do not apply to sand or loamy sand, or to any soil with less than 0.5% organic matter, or to any soil with pH greater than 7.0, except as noted on the Gemini label.

Dual MAGNUM + Canopy + Gramoxone Extra or Roundup

Use only where soils have 0.5-5% organic matter. On *coarse soils* (except sand), apply 1.0 pt./A of Dual MAGNUM, on *medium soils*, apply 1.33 pts./A of Dual MAGNUM, and on *fine soils*, apply 1.33-1.67 pts./A of Dual MAGNUM. Refer to the Canopy label for appropriate rate, according to geographical location, soil and organic matter classification, pH limitations, and all other use directions.

Precaution: Do not apply to sand, or to any soil with less than 0.5% organic matter, or to any soil with pH greater than 7.0, except as noted on the Canopy label.

Dual MAGNUM + Preview + Gramoxone Extra or Roundup

Use only where soils have 0.5-5% organic matter. On *coarse soils* (except sand), apply 1.0 pt./A of Dual MAGNUM + 6.0*-7.0 oz./A of Preview 75DF. On *medium soils*, apply 1.33 pts./A of Dual MAGNUM + 7.0*-8.0 oz./A of Preview. On *fine soils*, apply 1.33-1.67 pts./A of Dual MAGNUM + 8.0* to 9.0-10 oz./A of Preview.

*Use this rate where the soil organic matter is in the 0.5 to less than 3% range.

Precaution: Do not apply to sand, or to any soil with less than 0.5% organic matter, or to any soil with pH greater than 6.8.

Dual MAGNUM + Pursuit + Gramoxone Extra or Roundup

On *coarse soils*, apply 1.0 pt./A of Dual MAGNUM + 0.25 pt./A of Pursuit. On *medium soils*, apply 1.33 pts./A of Dual MAGNUM + 0.25 pt./A of Pursuit. On *fine soils*, apply 1.67 pts./A of Dual MAGNUM + 0.25 pt./A of Pursuit.

AAtrex®, Beacon®, Bicep II MAGNUM®, Caliber 90®, Caparol®, Concep®, Cotoran®, Dual MAGNUM®, Dual II MAGNUM®, Dual IIG MAGNUM, Eptam®, Eradicane®, Evik®, Exceed®, Gramoxone®, Nine-O®, Princep®, Starfire®, Sutan®, and Vernam® and Syngenta logo are of Syngenta
U.S. Patent Nos. 4,478,635; 4,618,361; 4,671,819; 5,002,606

Accent®, Canopy®, Gemini®, Lexone®, Lorox®, Lorox Plus®, and Preview® trademarks of E. I. duPont de Nemours and Company, Inc.

Ag-Chem RoGator® trademark of Ag-Chem Equipment Company

Agsorb® trademark of Oil-Dri Corporation

Balan®, Sonalan®, and Treflan® trademarks of Dow AgroSciences

Balance®, Brominal®, Buctrik®, Butyrac®, Liberty®, and LibertyLink® trademarks of Aventis CropScience

Banvel®, Banvel SGF®, Basagran®, Clarity®, Marksman®, and Storm® trademarks of BASF Corporation

Butoxone® trademark of Cedar Chemical

Celatom MP-79® trademark of Eagle-Picher Industries, Inc.

Command® trademark of FMC Corporation

Compex® trademark of KALO Agricultural Chemicals, Inc.

Hi-Cycle™ trademark of John Deere Company

Landmaster®, Roundup®, Roundup Ultra™, Roundup Ready®, and Screen® trademarks of Monsanto Company

Prowl®, Pursuit®, and Scepter® trademarks of American Cyanamid Company

Sencor® trademark of Bayer Corporation

Tyler Patriot™ trademark of Tyler Ltd. Partnership

Unite® trademark of HACO, Inc.

Weedone® trademark of NuFarm, Inc.

Willmar Air Ride® trademark of Willmar Manufacturing

X-77® trademark of Loveland Industries, Inc.

©2002 Syngenta

85/91

For non-emergency (e.g., current product information) call
Syngenta Crop Protection at 1-800-334-9481.

Revised 4/98 - Adm. Changes, variable-
rate, pod crops fall app., PR Notices 97-
5 & 6

Revised 5/99 - Tank mixes with
Balance, Liberty, Roundup Ultra

Revised 6/99 - Deleted generic tank mix
statement

Revised 5/00 – Added bulk container
disposal wording to booklet

1/2000 Adm. Amendments

Revised 12/00 Updated Imperial
(omnium) est. # for 2 ½'s

Revised 6/01 – Syngenta format
Revised 4/02 – Remove metolachlor
– Remove Bladex
– Remove Extrazine

Product of Switzerland

Formulated in the USA

Syngenta Crop Protection, Inc.
Greensboro, North Carolina 27409
www.syngenta-us.com

SCP 816A-L1L 0402 [2 ½ gal.]
SCP 816A L2I 0402 [Bulk]

[LABELD-W/SYN-DUAMAG-G] - CCG – 4/12/02

86/91

Container Label
(2½ gal. and Bulk)

Dual MAGNUM®

HERBICIDE

For weed control in corn, cotton, peanuts, pod crops, potatoes, safflowers, grain or forage sorghum, and soybeans

Active Ingredient:	
S-Metolachlor (CAS No. 87392-12-9)	83.7%
Other Ingredients:	16.3%
Total:	100.0%

Dual MAGNUM contains 7.62 lbs. of active ingredient per gallon.

2.5 GALLONS	_____ GALLONS
U.S. Standard Measure	U.S. Standard Measure

See directions for use in attached booklet.

AGRICULTURAL USE REQUIREMENTS


Use this product only in accordance with its labeling and with the Worker Protection Standard, 40 CFR part 170. Refer to supplemental labeling under "Agricultural Use Requirements" in the Directions for Use section for information about this standard.

EPA Reg. No. 100-816

EPA Est. 11773-IA-01^W

EPA Est. 100-LA-1^S

EPA Est. 070989-IA-001^I



2½ gal.

(Superscript is first letter of lot number on jug)

EPA Est. (sticker) [Bulk]

87/91

KEEP OUT OF REACH OF CHILDREN.

CAUTION

See additional precautionary statements in attached booklet. [Bulk]

CONDITIONS OF SALE AND LIMITATION OF WARRANTY AND LIABILITY

NOTICE: Read the entire Directions for Use and Conditions of Sale and Limitation of Warranty and Liability before buying or using this product. If the terms are not acceptable, return the product at once, unopened, and the purchase price will be refunded.

The Directions for Use of this product should be followed carefully. It is impossible to eliminate all risks inherently associated with the use of this product. Crop injury, ineffectiveness or other unintended consequences may result because of such factors as manner of use or application, weather or crop conditions, presence of other materials or other influencing factors in the use of the product, which are beyond the control of SYNGENTA CROP PROTECTION, Inc. or Seller. All such risks shall be assumed by Buyer and User, and Buyer and User agree to hold SYNGENTA and Seller harmless for any claims relating to such factors.

SYNGENTA warrants that this product conforms to the chemical description on the label and is reasonably fit for the purposes stated in the Directions for Use, subject to the inherent risks referred to above, when used in accordance with directions under normal use conditions. This warranty does not extend to the use of the product contrary to label instructions, or under abnormal conditions or under conditions not reasonably foreseeable to or beyond the control of Seller or SYNGENTA, and Buyer and User assume the risk of any such use. SYNGENTA MAKES NO WARRANTIES OF MERCHANTABILITY OR OF FITNESS FOR A PARTICULAR PURPOSE NOR ANY OTHER EXPRESS OR IMPLIED WARRANTY EXCEPT AS STATED ABOVE.

In no event shall SYNGENTA or Seller be liable for any incidental, consequential or special damages resulting from the use or handling of this product. **THE EXCLUSIVE REMEDY OF THE USER OR BUYER, AND THE EXCLUSIVE LIABILITY OF SYNGENTA AND SELLER FOR ANY AND ALL CLAIMS, LOSSES, INJURIES OR DAMAGES (INCLUDING CLAIMS BASED ON BREACH OF WARRANTY, CONTRACT, NEGLIGENCE, TORT, STRICT LIABILITY OR OTHERWISE) RESULTING FROM THE USE OR HANDLING OF THIS PRODUCT, SHALL BE THE RETURN OF THE PURCHASE PRICE OF THE PRODUCT OR, AT THE ELECTION OF SYNGENTA OR SELLER, THE REPLACEMENT OF THE PRODUCT.**

SYNGENTA and Seller offer this product, and Buyer and User accept it, subject to the foregoing conditions of sale and limitations of warranty and of liability, which may not be modified except by written agreement signed by a duly authorized representative of SYNGENTA.

Precautionary Statements

Hazards to Humans and Domestic Animals

Causes moderate eye irritation. Harmful if swallowed or absorbed through skin. Avoid contact with eyes, skin, or clothing. May cause skin sensitization reactions in certain individuals.

First Aid

If in eyes: Flush eyes with plenty of water. Get medical attention if irritation persists.

If swallowed: Call a physician or Poison Control Center. Drink 1 or 2 glasses of water and induce vomiting by touching back of throat with finger. Do not induce vomiting or give anything by mouth to an unconscious person.

If on skin: Wash with plenty of soap and water. Get medical attention if irritation persists.

Note to Physician: If ingested, induce emesis or lavage stomach. Administration of an aqueous slurry of activated charcoal can be considered. Treat symptomatically.

Environmental Hazards

Do not apply directly to water, to areas where surface water is present, or to intertidal areas below the mean high water mark. Do not contaminate water when disposing of equipment wash water or rinsate.

Ground Water Advisory

The active ingredient in Dual MAGNUM has the potential to leach through soil into ground water under certain conditions as a result of agricultural use. Use of this chemical in areas where soils are permeable, particularly where the water table is shallow, may result in ground water contamination.

89/91

Surface Water Advisory

The active ingredient in Dual MAGNUM has the potential to contaminate surface water through ground spray drift. Under some conditions, the active ingredient may also have a high potential for runoff into surface water (primarily via dissolution in runoff water) for several months post-application. These include poorly draining or wet soils with readily visible slopes toward adjacent surface waters, frequently flooded areas, areas overlaying extremely shallow ground water, areas with in-field canals or ditches that drain to surface water, areas not separated from adjacent surface waters with vegetated filter strips, and areas overlaying tile drainage systems that drain to surface water.

Mixing/Loading Instructions (2½ gallon)

Care must be taken when using this product to prevent back-siphoning into wells, spills, or improper disposal of excess pesticide, spray mixtures, or rinsates.

Check-valves or antisiphoning devices must be used on all mixing and/or irrigation equipment.

This product may not be mixed or loaded within 50 ft. of perennial or intermittent streams and rivers, natural or impounded lakes and reservoirs. This product may not be mixed/loaded or used within 50 ft. of all wells, including abandoned wells, drainage wells, and sink holes*.

*For exceptions to this restriction, see the **Environmental Hazards** section of the **Precautionary Statements** in attached booklet.

Mixing/Loading Instructions (Bulk)

Care must be taken when using this product to prevent back-siphoning into wells, spills, or improper disposal of excess pesticide, spray mixtures, or rinsates.

Check-valves or antisiphoning devices must be used on all mixing and/or irrigation equipment.

This product may not be mixed or loaded within 50 ft. of perennial or intermittent streams and rivers, natural or impounded lakes and reservoirs. This product may not be mixed/loaded or used within 50 ft. of all wells, including abandoned wells, drainage wells, and sink holes. Operations that involve mixing, loading, rinsing, or washing of this product into or from pesticide handling or application equipment or containers within 50 ft. of any well are prohibited, unless conducted on an impervious pad constructed to withstand the weight of the heaviest load that may be positioned on or moved across the pad. Such a pad shall be

90/91

designed and maintained to contain any product spills or equipment leaks, container or equipment rinse or wash-water, and rain-water that may fall on the pad. Surface water shall not be allowed to either flow over or from the pad, which means the pad must be self-contained. The pad shall be sloped to facilitate material removal. An unroofed pad shall be of sufficient capacity to contain at a minimum 110% of the capacity of the largest pesticide container or application equipment on the pad. A pad that is covered by a roof of sufficient size to completely exclude precipitation from contact with the pad shall have a minimum containment capacity of 100% of the capacity of the largest pesticide container or application equipment on the pad. Containment capacities as described above shall be maintained at all times. The above-specified minimum containment capacities do not apply to vehicles when delivering pesticide shipments to the mixing/loading site.

Aerial Drift Management Requirements

Do not apply this product by air, unless the supplemental labeling on **Aerial Drift Management** in attached booklet is followed.

Chemigation

Refer to supplemental labeling in attached booklet for use directions for chemigation. Do not apply this product through any irrigation system, unless the supplemental labeling on chemigation is followed.

Container Disposal (2½ gallon)

Do not reuse empty container. Triple rinse (or equivalent), puncture and dispose of in a sanitary landfill, or by incineration, or by open burning, if allowed by state and local authorities. If burned, keep out of smoke.

Container Disposal (Bulk)

Thoroughly clean container before reuse, **unless** this is a Syngenta refillable container. **If this is a Syngenta refillable container and is to be refilled, do not rinse or introduce any pesticide other than Dual MAGNUM.** Reseal and return the container to an authorized Syngenta refilling facility. If the Syngenta container is not to be refilled, triple rinse (or equivalent), and offer for recycling or reconditioning, or puncture and dispose of in a sanitary landfill, or by incineration, or by open burning, if allowed by state and local authorities. If burned, keep out of smoke.

This product may be stored at temperatures down to 30 degrees below 0°F.

9/1/91

For minor spills, leaks, etc., follow all precautions indicated on this label and clean up immediately. Take special care to avoid contamination of equipment and facilities during cleanup procedures and disposal of wastes. In the event of a major spill, fire, or other emergency, call 1-800-888-8372, day or night.

To be used in accordance with directions for use in Dual MAGNUM label booklet. See Dual MAGNUM label booklet for pesticide disposal instructions.

Dual MAGNUM® and the Syngenta logo are trademarks of a Syngenta Group Company
U.S. Patent No. 5,002,606

©2002 Syngenta

Syngenta Crop Protection, Inc.
Greensboro, North Carolina 27409
www.syngenta-us.com

SCP 816A-L1L 0402 2 ½ gal.
SCP 816A-L3C 0601 Bulk Product ID 53271

[LABELD-W/SYN-DUAMAG-G] - CCG - 4/12/02