

100-801

8/16/2012

1/56



UNITED STATES ENVIRONMENTAL PROTECTION AGENCY
WASHINGTON, DC 20460

OFFICE OF
CHEMICAL SAFETY AND
POLLUTION PREVENTION

Tammy Tyler
Regulatory Product Manager
Syngenta Crop Protection, LLC
P.O. Box 18300
Greensboro, NC 27419-8300

AUG 16 2012

Product Name: Ridomil Gold EC
EPA Reg. No.: 100-801
Subject: Your amendment dated May 10, 2012
OPP Decision Number: 462376

Dear Dr. Tyler:

The amended label referred to above, submitted in connection with registration under the Federal Insecticide, Fungicide and Rodenticide Act as amended is acceptable provided the following changes are made:

1. On page 3 of the booklet label and page 2 of the base label the proposed changes to the **Groundwater Advisory Statement** must be revised in accordance with the metalaxyl RED to read as follows:

"This chemical is known to leach through soil into groundwater under certain conditions as a result of agricultural use. Use of this chemical in areas where soils are permeable, particularly where the water table is shallow, may result in ground water contamination."

2. At the top of page 4 change the header from "Surface Water Label Advisory" to "Surface Water Advisory Statement"

One copy of the label stamped "Accepted with comments" is enclosed for your records. This label supersedes all labels previously accepted for this product. Please submit one copy of the final printed label that incorporates the required changes before the product is released for shipment.

If you have any questions, please contact Robert Westin by phone at (703) 305-5721 or via email at westin.robert@epa.gov.

Sincerely,

Mary L. Waller
Product Manager (21)
Fungicide Branch
Registration Division (7504P)

Enclosure

3/50

FIRST AID	
If in eyes	<ul style="list-style-type: none"> • Hold eye open and rinse slowly and gently with water for 15-20 minutes. • Remove contact lenses, if present, after the first 5 minutes, then continue rinsing eye. • Call a poison control center or doctor for treatment advice.
If swallowed	<ul style="list-style-type: none"> • Call a poison control center or doctor immediately for treatment advice. • Have person sip a glass of water if able to swallow. • Do not induce vomiting unless told to do so by the poison control center or doctor. • Do not give anything by mouth to an unconscious person.
If on skin or clothing	<ul style="list-style-type: none"> • Take off contaminated clothing. • Rinse skin immediately with plenty of water for 15-20 minutes. • Call a poison control center or doctor for treatment advice.
If inhaled	<ul style="list-style-type: none"> • Move person to fresh air. • If person is not breathing, call 911 or an ambulance, then give artificial respiration, preferably mouth-to-mouth, if possible. • Call a poison control center or doctor for treatment advice.
<p>Have the product container or label with you when calling a poison control center or doctor, or going for treatment.</p>	
<p>HOT LINE NUMBER For 24-Hour Medical Emergency Assistance (Human or Animal) or Chemical Emergency Assistance (Spill, Leak, Fire, or Accident) Call 1-800-888-8372</p>	

PRECAUTIONARY STATEMENTS

Hazards to Humans and Domestic Animals

CAUTION

Causes moderate eye irritation. Harmful if swallowed or absorbed through skin. Avoid contact with skin, eyes, or clothing.

Personal Protective Equipment (PPE)

Some materials that are chemical-resistant to this product are listed below. If you want more options, follow the instructions for Category A on an EPA chemical resistance category selection chart.

••••• ••••• ••••• ••••• •••••
 ••••• ••••• ••••• ••••• •••••
 ••••• ••••• ••••• ••••• •••••
 ••••• ••••• ••••• ••••• •••••

••••• ••••• ••••• ••••• •••••
 ••••• ••••• ••••• ••••• •••••
 ••••• ••••• ••••• ••••• •••••
 ••••• ••••• ••••• ••••• •••••

Applicators and other handlers must wear:

- Long-sleeved shirt and long pants
- Chemical-resistant gloves made of any waterproof materials such as polyethylene or poly vinyl chloride.
- Shoes plus socks

Follow manufacturer's instructions for cleaning/maintaining PPE. If no such instructions for washables exist, use detergent and hot water. Keep and wash PPE separately from other laundry.

Engineering Control Statements

When handlers use closed systems, enclosed cabs, or aircraft in a manner that meets the requirements listed in the Worker Protection Standard (WPS) for agricultural pesticides [40 CFR 170.240(d)(4-6)], the handler PPE requirements may be reduced or modified as specified in the WPS.

User Safety Recommendations

Users should:

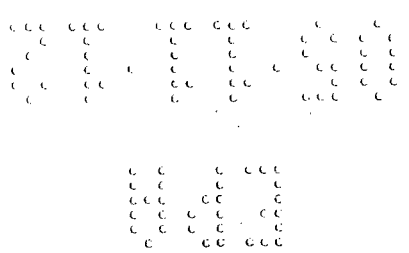
- Wash hands before eating, drinking, chewing gum, using tobacco, or using the toilet.
- Remove clothing/PPE immediately if pesticide gets inside. Then wash thoroughly and put on clean clothing.
- Remove PPE immediately after handling this product. Wash the outside of gloves before removing. As soon as possible, wash thoroughly and change into clean clothing.

Environmental Hazards

Do not apply directly to water, or to areas where surface water is present, or to intertidal areas below the mean high water mark. Do not apply when weather conditions favor drift from treated areas. Do not contaminate water when disposing of equipment washwater or rinsate.

Groundwater Advisory Statement

This chemical has properties and characteristics associated with chemicals detected in ground water. This chemical may leach into ground water if used in areas where soils are permeable, particularly where the water table is shallow.



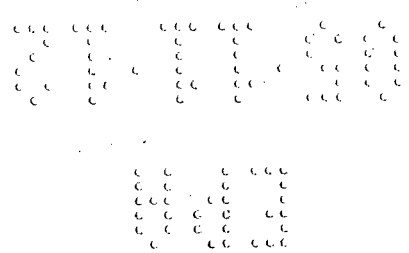
5/50

Surface Water Label Advisory

This product may contaminate water through drift of spray in wind. This product has a high potential for runoff for several months or more after application. Poorly draining soils and soils with shallow water tables are more prone to produce runoff that contains this product. A level, well-maintained vegetative buffer strip between areas to which this product is applied and surface water features such as ponds, streams, and springs will reduce the potential for contamination of water from rainfall runoff. Runoff of this product will be reduced by avoiding applications when rainfall is forecast to occur within 48 hours.

Physical or Chemical Hazards

Do not use or store near heat or open flame.



7/56

DIRECTIONS FOR USE

It is a violation of Federal law to use this product in a manner inconsistent with its labeling.

Do not apply this product in a way that will contact workers or other persons, either directly or through drift. Only protected handlers may be in the area during application. For any requirements specific to your State or Tribe, consult the agency responsible for pesticide regulation.

AGRICULTURAL USE REQUIREMENTS

Use this product only in accordance with its labeling and with the Worker Protection Standard, 40 CFR part 170. This Standard contains requirements for the protection of agricultural workers on farms, forests, nurseries, and greenhouses, and handlers of agricultural pesticides. It contains requirements for training, decontamination, notification, and emergency assistance. It also contains specific instructions and exceptions pertaining to the statements on this label about personal protective equipment (PPE) and restricted-entry interval. The requirements in this box only apply to uses of this product that are covered by the Worker Protection Standard.

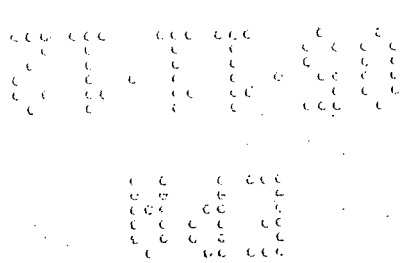
Do not enter or allow worker entry into treated areas during the restricted-entry interval (REI) of 48 hours. For crop uses that fall under this REI, see Part 2, *Soil-Directed and Other Foliar Applications* under *Directions for Use* of this label.

Exception: If the product is soil-injected or soil-incorporated, the Worker Protection Standard, under certain circumstances, allows workers to enter the treated area immediately if there will be no contact with anything that has been treated. For crop uses that fall under this Exception, see Part 1, *Soil-Injected or Soil-Incorporated Applications* under *Directions for Use* of this label.

PPE required for early entry to treated areas that is permitted under the Worker Protection Standard and that involves contact with anything that has been treated, such as plants, soil, or water is:

- Coveralls
- Chemical-resistant gloves made of any waterproof material
- Shoes plus socks

FAILURE TO FOLLOW THE DIRECTIONS FOR USE AND PRECAUTIONS ON THIS LABEL MAY RESULT IN CROP INJURY, POOR DISEASE CONTROL, OR ILLEGAL RESIDUES.



8/56

PRODUCT INFORMATION

Ridomil Gold EC is a systemic fungicide for use on selected crops to control certain diseases caused by members of the Oomycete class of fungi.

PRODUCT USE RESTRICTIONS

Do not use Ridomil Gold EC in greenhouses or other structures such as lath houses, float houses and hydroponic facilities.

Do not use Ridomil Gold EC for disease control in bedding plants, transplant trays or nurseries except where specifically allowed in certain crop sections.

DO NOT USE RIDOMIL GOLD EC AS A FOLIAR APPLICATION UNLESS SPECIFIED ON THIS LABEL.

Do not dip plants or roots, spray bare roots, or use a transplant water treatment with solutions containing Ridomil Gold EC except where specifically allowed in certain crop sections.

Under conditions conducive to severe disease pressure, additional fungicide applications beyond the number allowed by this label may be needed. Under these conditions, use another fungicide registered for the crop/disease appearing on this label.

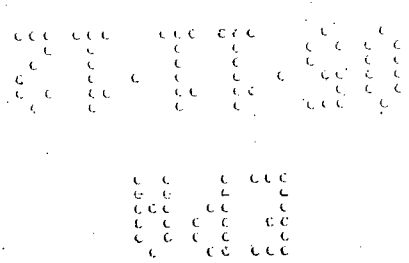
Where rate ranges are specified on this label, use the higher rate when heavy disease pressure is expected and the lower rate when disease pressure is expected to be light, unless otherwise noted.

Maximum usage when applying both metalaxyl- and mefenoxam-containing products to the same crop within the same season: Do not apply more than the maximum seasonal total for the active ingredient as stated on the label of the product containing the lowest seasonal total on that crop.

Soil-applied maximum application rates include all uses in Part 1 and all uses in Part 2 except foliar applications.

Replanting

If replanting is necessary, additional applications of Ridomil Gold EC may be made, provided that the total amount of active ingredient in Ridomil Gold EC applied does not exceed the maximum allowed for the specific crop.



a/56

PRODUCT USE INSTRUCTIONS

Application: Apply Ridomil Gold EC by ground or air in sufficient water or liquid fertilizer to provide uniform coverage of the soil surface. Apply in a minimum of 20 gal. per acre for ground applications and 3 gal. per acre by air. Refer to the *Directions for Use* for specific crop application directions. Refer to *Application Instructions* for band and in-furrow calculations.

Moving Ridomil Gold into the Root or Seed Zone:

To ensure maximum activity on soilborne pathogens, Ridomil Gold EC must be moved into the seed or root zone of the plant. Follow the specific crop directions. Placement in the seed or root zone includes in-furrow sprays, soil injections, crown dips. Incorporation includes preplant incorporated applications, soil drenches, or shank applications. For soil surface sprays, rainfall will move the fungicide into the seed or root zone, but if rain is not expected within 24 hours after application, mechanically incorporate (before planting) or sprinkler irrigate (after planting) with ½ to 1 inch of water.

Efficacy: Under certain conditions conducive to extended infection periods, use another registered fungicide for additional applications if maximum amount of Ridomil Gold EC has been used. If resistant isolates to Group 4 fungicides are present, efficacy can be reduced. Under high disease pressure, it is recommended to use the highest rate and shortest interval when needed.

Crop Tolerance: Plant tolerance has been found acceptable for all crops on the label, however, not all possible tank-mix combinations have been tested under all conditions. When possible, it is recommended to test the combinations on a small portion of the crop to ensure a phytotoxic response will not occur as a result of application.

Spray Drift Management: To avoid spray drift, do not apply when conditions favor drift beyond the target area. Avoid spray overlap as crop injury may occur. The interaction of many equipment and weather related factors determine the potential for spray drift. AVOIDING SPRAY DRIFT AT THE APPLICATION SITE IS THE RESPONSIBILITY OF THE APPLICATOR AND THE GROWER. More information on managing spray drift can be found on this website under Stewardship
<http://www.syngentacropprotection-us.com/enviro/driftmanagement/>

IPM: Ridomil Gold EC should be integrated into an overall disease and pest management strategy (IPM) whenever the use of a fungicide is required. Cultural practices known to reduce disease development should be followed. Consult your local agricultural authorities for additional IPM strategies established for your area.

© 2008 Syngenta Crop Protection, Inc. All rights reserved. This document is the property of Syngenta Crop Protection, Inc. and is not to be distributed outside the United States without the prior written consent of Syngenta Crop Protection, Inc.

© 2008 Syngenta Crop Protection, Inc. All rights reserved. This document is the property of Syngenta Crop Protection, Inc. and is not to be distributed outside the United States without the prior written consent of Syngenta Crop Protection, Inc.

11/56

Pump

- Use a pump with capacity to:
 - (1) Maintain 35-40 psi at nozzles
 - (2) Provide sufficient agitation in tank to keep mixture in suspension - this requires recirculation of 10% of tank volume per minute.
- Use a jet agitator or liquid sparge tube for agitation.
- Do not air sparge.

For more information on spray equipment and calibration, consult sprayer manufacturers and state recommendations. For specific local directions and spray schedules, consult the current state agricultural recommendations.

MIXING INSTRUCTIONS

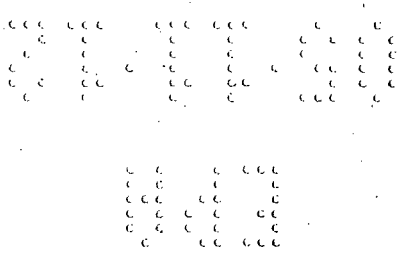
- Prepare no more spray mixture than is required for the immediate operation.
- Thoroughly clean spray equipment before using this product.
- Agitate the spray solution before and during application.
- Rinse spray tank thoroughly with clean water after each day's use and dispose of pesticide rinsate by application to an already treated area.

Ridomil Gold EC Alone (no tank mix):

- Add $\frac{1}{4}$ - $\frac{1}{2}$ of the required amount of water to the spray or mixing tank.
- With the agitator running, add Ridomil Gold EC to the tank.
- Continue agitation while adding the remainder of the water.
- Begin application of the spray solution after Ridomil Gold EC has completely dispersed into the mix water.
- Maintain agitation until all of the mixture has been sprayed.

Ridomil Gold EC + Tank Mixtures: Ridomil Gold EC is usually compatible with all tank-mix partners listed on this label. To determine the physical compatibility of Ridomil Gold EC with other products, use a jar test. Using a quart jar, add the proportionate amounts of the products to 1 qt. of water. Add wettable powders and water dispersible granular products first, then liquid flowables, and emulsifiable concentrates last. After thoroughly mixing, let stand for at least 20 minutes. If the combination remains mixed or can be remixed readily, it is physically compatible. Once compatibility has been proven, use the same procedure for adding required ingredients to the spray tank.

Do not combine Ridomil Gold EC in the spray tank with pesticides, surfactants or fertilizers, unless compatibility charts or your own prior use has shown that the combination is physically compatible, effective and non-injurious under your conditions of use.



13/56

Use Rate fl. oz./1,000 row feet (oz. a.i./1,000 row feet)	Ridomil Gold EC fl. oz./A								
	20- inch rows	22- inch rows	24- inch rows	30- inch rows	32- inch rows	34- inch rows	36- inch rows	38- inch rows	40- inch rows
0.08 (0.038)	2.0	1.8	1.6	1.4	1.2	1.1	1.1	1.0	0.9
0.15 (0.078)	4.0	3.6	3.2	2.8	2.4	2.3	2.2	2.0	1.9
0.28 (0.14)	7.0	6.7	6.1	4.8	4.6	4.3	4.0	3.8	3.7
0.42 (0.21)	11.0	10.0	9.1	7.3	6.8	6.5	6.1	5.8	5.4

20" = 26,136 row ft./A, 22" = 23,760 row ft./A, 24" = 21,780 row ft./A, 30" = 17,424 row ft./A, 32" = 16,315 row ft./A, 34" = 15,374 row ft./A, 36" = 14,520 row ft./A, 38" = 13,754 row ft./A, 40" = 13,068 row ft./A


Aerial Application:

- Apply in a minimum of 3 gal. of water per acre, unless specified otherwise.
- Avoid application under conditions when uniform coverage cannot be obtained or when excessive spray drift may occur.
- Do not apply directly to humans or animals.

Application through Irrigation Systems (Chemigation)

- Apply this product only through center pivot, solid set, hand move, moving wheel, micro-sprinkler, or drip irrigation systems. Do not apply this product through any other type of irrigation system.
- Crop injury, lack of effectiveness, or illegal pesticide residues in the crop can result from non-uniform distribution of treated water.
- If you have questions about calibration, you should contact State Extension Service specialists, equipment manufacturers, or other experts.
- Do not connect an irrigation system (including greenhouse systems) used for pesticide application to a public water system, unless the pesticide label-prescribed safety devices for public water systems are in place.
- A person knowledgeable of the chemigation system and responsible for its operation, or under the supervision of the responsible person, shall shut the system down and make necessary adjustments should the need arise.
- Ridomil Gold EC must be applied on the schedule specified in the specific crop use directions, not according to the irrigation schedule.

Note: Do not inject Ridomil Gold EC at full strength or deterioration of valves and seals may occur. Use a dilution ratio of at least 15 parts water to 1 part Ridomil Gold EC in the mix tank. Ridomil Gold EC can affect many seal materials. Leather seals are best. EPDM or silicone rubber seals can be used, but should be replaced once a year. Do not use Viton®, Buna-N, Neoprene, or PVC seals.



14/526

Operating Instructions

1. The system must contain a functional check-valve, vacuum relief valve, and low pressure drain appropriately located on the irrigation pipeline to prevent water-source contamination from backflow.
2. The pesticide injection pipeline must contain a functional, automatic, quick-closing check-valve to prevent the flow of fluid back toward the injection pump.
3. The pesticide injection pipeline must also contain a functional, normally closed, solenoid-operated valve located on the intake side of the injection pump and connected to the system interlock to prevent fluid from being withdrawn from the supply tank when the irrigation system is either automatically or manually shut down.
4. The system must contain functional interlocking controls to automatically shut off the pesticide injection pump when the water pump motor stops.
5. The irrigation line or water pump must include a functional pressure switch which will stop the water pump motor when the water pressure decreases to the point where pesticide distribution is adversely affected.
6. Systems must use a metering pump, such as a positive displacement injection pump (e.g., diaphragm pump) effectively designed and constructed of materials that are compatible with pesticides and capable of being fitted with a system interlock.
7. Do not apply when wind speed favors drift beyond the area intended for treatment.

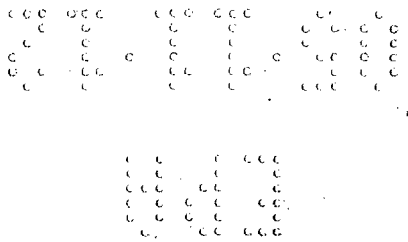
Specific Instructions for Public Water Systems

1. Public water system means a system for the provision to the public of piped water for human consumption if such system has at least 15 service connections or regularly serves an average of at least 25 individuals daily at least 60 days out of the year.
2. Chemigation systems connected to public water systems must contain a functional, reduced-pressure zone, back-flow preventer (RPZ) or the functional equivalent in the water supply line upstream from the point of pesticide introduction. As an option to the RPZ, the water from the public water system should be discharged into a reservoir tank prior to pesticide introduction. There shall be a complete physical break (air gap) between the outlet end of the fill pipe and the top or overflow rim of the reservoir tank of at least twice the inside diameter of the fill pipe.

© 1998
Ridomil Gold EC
Page 13

15/56

3. The pesticide injection pipeline must contain a functional, automatic, quick-closing check valve to prevent the flow of fluid back toward the injection pump.
4. The pesticide injection pipeline must contain a functional, normally closed, solenoid-operated valve located on the intake side of the injection pump and connected to the system interlock to prevent fluid from being withdrawn from the supply tank when the irrigation system is either automatically or manually shut down.
5. The system must contain functional interlocking controls to automatically shut off the pesticide injection pump when the water pump motor stops, or in cases where there is no water pump, when the water pressure decreases to the point where pesticide distribution is adversely affected.
6. Systems must use a metering pump, such as a positive displacement injection pump (e.g., diaphragm pump) effectively designed and constructed of materials that are compatible with pesticides and capable of being fitted with a system interlock.
7. Do not apply when wind speed favors drift beyond the area intended for treatment.



16/50

DIRECTIONS FOR USE – PART 1

SOIL-INJECTED OR SOIL-INCORPORATED APPLICATIONS

The restricted-entry interval (REI) for soil-injected or soil-incorporated applications is 0 hours.

Crop	Target Diseases (Pathogen)	Product Use Rate (lb. a.i.)	Remarks
Alfalfa (including birdsfoot trefoil)	Damping Off (<i>Pythium</i> spp.)	0.25-0.50 pt./A (0.12-0.25)	Soil Spray (broadcast): Apply as a broadcast soil surface spray at planting. If alfalfa seed was previously treated with mefenoxam or metalaxyl as a seed dressing, use the 0.25 pt./A rate.
	Root Rot (<i>Phytophthora</i> spp.)		

For additional applications, see Alfalfa in Part 2 of Directions for Use: Soil-Directed and Other Foliar Applications.

- Do not feed green forage or cut hay for 60 days following application (60-day PHI).

Artichoke, Globe	Damping Off (<i>Pythium</i> spp.)	1.0-2.0 pt./A (0.50-1.0)	Soil Spray (broadcast): Apply at planting.
	Root Rot (<i>Phytophthora</i> spp.)		

- Do not apply within 200 days of harvest (200-day PHI).

Avocados	Root Rot (<i>Phytophthora cinnamomi</i>)	Diluted Mixture: 0.25 fl. oz. in 18 gal. water	Sleeve Drench: At transplanting, drench the roots inside the sleeve with 1 qt. of the diluted mixture per tree. Sleeve drench does not replace other soil applications for long-term control of root rot.
		2.0-4.0 pt./A (1.0-2.0) or 0.50-1.0 fl. oz./ 1,000 gal. water (3.9-7.8 ppm)	

For additional applications, see Avocados in Part 2 of Directions for Use: Soil-Directed and Other Foliar Applications.

- For new plantings, use *Phytophthora*-resistant rootstocks.
- Mature trees in moderate to advanced stages of decline cannot be cured with Ridomil Gold EC.
- Do not apply within 28 days of harvest (28-day PHI).
- Do not exceed the equivalent of 6.0 lb. a.i./A per crop of soil-applied mefenoxam-containing products.

© 2000

17/56

Crop	Target Diseases (Pathogen)	Product Use Rate (lb. a.i.)	Remarks
<p>Bushberry Subgroup:</p> <p>Blueberries (High and Low Bush) Currants Elderberry Gooseberry Highbush Cranberry</p> <p>Including hybrids, cultivars, and varieties of these</p> <p>See below for additional berries included in subgroup.</p>	<p>Root Rot (<i>Phytophthora</i> spp.)</p>	<p>3.6 pt./A (1.8)</p> <p>or</p> <p>0.25 pt./1,000 row ft.</p>	<p>Soil Spray (broadcast or band)</p> <p>New plantings: Make one application at the time of planting. For band applications, use an 18-inch band.</p> <p>(See direction for <i>Established Plantings</i> in Part 2 for subsequent applications.)</p>

Other Bushberries in Subgroup: Aronia Berry, Highbush Blueberry, Lowbush Blueberry, Buffalo Currant, Chilean Guava, Black Currant, Red Currant, Elderberry, European Barberry, Gooseberry, Highbush Cranberry, Edible Honeysuckle, Huckleberry, Jostaberry, Juneberry, Lingonberry, Native Currant, Salal, and Sea Buckthorn.

- Use Ridomil Gold EC in conjunction with good cultural practices to minimize disease.
- Do not exceed the equivalent of 3.6 lb. a.i./A per crop of soil-applied mefenoxam-containing products.

<p>Caneberry (Blackberry and Raspberry) Subgroup:</p> <p>Blackberry Raspberry (Red and Black) Wild Raspberry Cultivars</p> <p>Including hybrids, cultivars, and varieties of these</p> <p>See below for additional types of caneberries.</p>	<p>Root Rot (<i>Phytophthora</i> spp.)</p>	<p>3.6 pt./A (1.8)</p> <p>or</p> <p>0.25 pt./1,000 row ft.</p>	<p>Soil Spray (broadcast or band)</p> <p>New Plantings: Make one application at the time of planting. For band applications, use an 18-inch band. Do not make more than one soil application per season at 3.6 pt./A.</p> <p>(See directions for <i>Established Plantings</i> in Part 2 for subsequent applications.)</p>
---	--	--	---

18 / 56

Crop	Target Diseases (Pathogen)	Product Use Rate (lb. a.i.)	Remarks
<p>Subgroup includes: Andean Blackberry, Arctic Blackberry, Bingleberry, Black Satin Berry, Boysenberry, Brombeere, California Blackberry, Cherokee Blackberry, Chesterberry, Cheyenne Blackberry, Common Blackberry, Coryberry, Darrowberry, Dewberry, Dirsen Thornless Berry, Evergreen Blackberry, Himalayaberry, Hullberry, Lavacaberry, Loganberry, Lowberry, Lucretiaberry, Mammoth Blackberry, Marionberry, Mora, Mures Deronce, Nectarberry, Northern Dewberry, Olallieberry, Oregon Evergreen Berry, Phenomenalberry, Rangeberry, Ravenberry, Rossberry, Shawnee Blackberry, Southern Dewberry, Tayberry, Youngberry, and Zarzamora.</p>			
<ul style="list-style-type: none"> ▪ Use Ridomil Gold EC in conjunction with good cultural practices to minimize disease. ▪ Do not exceed the equivalent of 1.8 lb. a.i./A per crop of soil-applied and 0.2 lb. a.i./A per crop of foliar-applied mefenoxam-containing products for a maximum seasonal application rate of 2.0 lb. a.i./A. 			

Carrots	Damping Off Cavity Spot Root Dieback (<i>Pythium</i> spp.)	0.5-1.3 pt./A (0.25-0.65)	<p>Preplant Incorporated (broadcast or band): Apply in water or liquid fertilizer and mechanically incorporate in the top 2 inches of soil.</p> <p>Soil Spray (broadcast or band): Apply in water or liquid fertilizer at planting or prior to emergence.</p> <p>For banded applications, a 7-inch band is recommended.</p> <p>NOTE: If post planting applications are planned, see notes below for guidance on maximum rates for soil and foliar applications.</p>
---------	--	---------------------------	--

For additional applications, see Carrots in Part 2 of Directions for Use: Soil-Directed and Other Foliar Applications.

- For best control of cavity spot, use a preventive disease control program that incorporates an at-planting or seed treatment use of Ridomil Gold EC or Apron XL® followed by one or more supplemental applications.
- If a seed treatment containing mefenoxam or metalaxyl is used, do not use a soil application.
- Do not exceed the equivalent of 1.4 lb. a.i./A (2.8 pt./A) per crop of total mefenoxam-containing products. The total can be split as instructed below.
- Do not exceed the equivalent of 0.65 lb. a.i./A (1.3 pt./A) per crop of soil-applied and 0.75 lb. a.i./A (1.5 pt./A) per crop of foliar-applied mefenoxam-containing products.

Clover	Damping Off (<i>Pythium</i> spp.) Root Rot (<i>Phytophthora</i> spp.)	0.25-0.50 pt./A (0.125-0.25)	<p>Soil Spray (broadcast): Apply as a broadcast soil surface spray at planting. If the clover seed was previously treated with mefenoxam or metalaxyl as a seed dressing, use the 0.25 pt./A rate.</p>
--------	--	------------------------------	---

Do not feed green forage or cut hay for 90 days following application (90-day PHI).

© 2000 Bayer CropScience
All rights reserved.

© 2000 Bayer CropScience
All rights reserved.

19/56

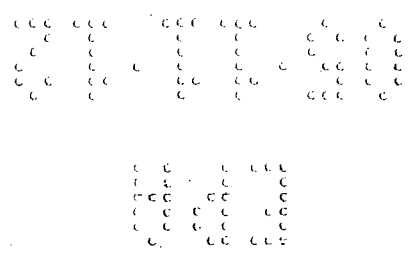
Crop	Target Diseases (Pathogen)	Product Use Rate (lb. a.i.)	Remarks
Cole Crops Broccoli Brussels Sprouts Cabbage Cauliflower Collards Mustard Greens Including hybrids, cultivars, and varieties of these.	Basal Stem Rot (<i>Phytophthora</i> spp.)	1.0-2.0 pt./A (0.50-1.0)	<p>Preplant Incorporated (broadcast or band): Apply in water or liquid fertilizer and incorporate in the top 2 inches of soil.</p> <p>Soil Spray (broadcast or band): Apply in water or liquid fertilizer at planting.</p> <p>Injection (drip irrigation): Inject Ridomil Gold EC into the irrigation water at the labeled rates.</p> <p>For banded applications, a 7-inch band is recommended.</p>
See additional cole crops below.	Damping Off (<i>Pythium</i> spp.)	0.25-0.50 pt./A (0.125-0.250)	<p>Preplant Incorporated (broadcast or band): Apply in water or liquid fertilizer and incorporate in the top 2 inches of soil.</p> <p>For banded applications, a 7-inch band is recommended.</p>

Additional Cole (Brassica) Crops: Broccoli Raab (rapini), Cavalo Broccolo, Chinese Broccoli (gai lon), Chinese Cabbage (bok choy and napa), Chinese Mustard Cabbage (gai choy), Kale, Kohlrabi, Mizuna, Mustard Spinach, and Rape Greens.

For Downy Mildew control, see Cole Crops in Part 2 of Directions for Use: Soil-Directed and Other Foliar Applications.

- Do not exceed the equivalent of 1.0 lb. a.i./A per crop of soil-applied and 0.50 lb. a.i./A per crop of foliar-applied mefenoxam-containing products.

Cotton	Seed and Root Rot (<i>Pythium ultimum</i>) Seedling Blight (<i>Pythium aphanidermatum</i>)	0.075-0.15 fl. oz./1,000 row ft. (0.002-0.004)	<p>In-Furrow Spray: Apply in water or liquid fertilizer at planting. Direct the spray into the furrow over the seed just before the seeds are covered.</p>
---------------	---	--	---



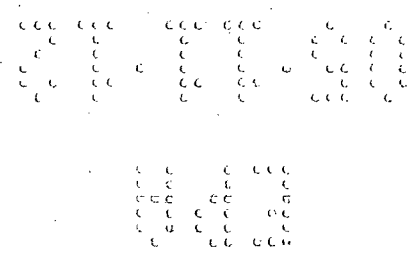
20/56

Crop	Target Diseases (Pathogen)	Product Use Rate (lb. a.i.)	Remarks
<p>Cucurbits</p> <p>Cantaloupe Cucumber Honeydew Pumpkin Squash, summer Squash, winter Watermelon Including hybrids, cultivars, and varieties of these.</p> <p>See additional cucurbit crops below.</p>	<p>Damping Off (<i>Pythium</i> spp.)</p>	<p>1.0-2.0 pt./A (0.50-1.0)</p>	<p>Preplant Incorporated (broadcast or band): Apply in water or liquid fertilizer and incorporate in the top 2 inches of soil.</p> <p>Soil Spray (broadcast or band): Apply in water or liquid fertilizer at planting.</p> <p>Injection (drip irrigation): Inject Ridomil Gold EC into the irrigation water at the labeled rates.</p> <p>For banded applications, a 7-inch band is recommended.</p>

Additional Cucurbit Crops: Chayote, Chinese Waxgourd, Citron Melon, Gherkin, Gourd (edible), *Momordica* spp. (balsam apple, balsam pear, bitter melon, Chinese cucumber), and Muskmelons (casaba, crenshaw, golden pershaw, honey balls, mango, Persian, pineapple, Santa Claus, snake melons).

For additional applications, see Cucurbits in Part 2 of Directions for Use: Soil-Directed and Other Foliar Applications.

- Do not exceed the equivalent of 1.0 lb. a.i./A per crop of soil-applied and 0.5 lb. a.i./A per crop of foliar-applied mefenoxam-containing products.



21/56

Crop	Target Diseases (Pathogen)	Product Use Rate (lb. a.i.)	Remarks
Fruiting Vegetables (Except Cucurbits) Eggplant Groundcherry Pepino Pepper (bell, chili, cooking pepper, pimento, sweet) Tomatillo Tomato (see <i>Tomato</i> section for specific use directions)	Damping Off (<i>Pythium</i> spp.) Crown Rot (<i>Phytophthora capsici</i>)	1.0 pt./A (0.50)	To control Crown Rot, apply before the plants are infected to obtain satisfactory control. Plants already infected with <i>Phytophthora capsici</i> cannot be cured with Ridomil Gold EC. Soil Spray (broadcast or band): Apply in water or liquid fertilizer preplant or at planting. For direct seeded peppers, apply preplant or prior to emergence. For banded applications, use a 12- to 16-inch band. Injection (drip irrigation): Inject Ridomil Gold EC into the irrigation water. Make up to two additional applications on a 30-day schedule following initial application at planting.

For additional applications, see Fruiting Vegetables in Part 2 of Directions for Use: Soil-Directed and Other Foliar Applications.

- Do not apply within 7 days of harvest (7-day PHI).
- Do not exceed the equivalent of 1.5 lb. a.i./A per crop of soil-applied mefenoxam-containing products and 0.5 lb. a.i./A per crop of foliar-applied mefenoxam-containing products.

Ginseng	Phytophthora Root Rot (<i>Phytophthora cactorum</i>)	0.75 pt./A (0.375)	Soil Drench: For stand establishment, apply uniformly to the soil surface in the spring before the plants start growing. Apply in 100-400 gal. of water per acre. Follow with supplemental applications of Ridomil Gold GR (See Ridomil Gold GR label).
----------------	--	--------------------	--

- Do not make supplemental applications of Ridomil Gold EC.

Grapes	Root and crown rot (<i>Phytophthora</i> spp.)	3.6 pt./A (1.8) or 0.25 pt./1000 row-ft.	Soil Spray (broadcast or band): Apply in the spring before the plants start growing in sufficient water to provide uniform coverage. Two additional applications may be made to coincide with periods most favorable for root rot development. For banded applications, a 3-ft. band at the base of the plants is recommended.
---------------	--	--	--

- Do not exceed the equivalent of 5.4 lb. a.i./A per crop of soil-applied mefenoxam-containing products and 0.4 lb. a.i./A per crop of foliar-applied mefenoxam-containing products.
- Do not apply within 60 days of harvest (60-day PHI).

ccc ccc ccc ccc c c c c
c c c c c c c c c c c c c
c c c c c c c c c c c c c
c c c c c c c c c c c c c

c c c c c c c c c c
c c c c c c c c c c
c c c c c c c c c c
c c c c c c c c c c

22/50

Crop	Target Diseases (Pathogen)	Product Use Rate (lb. a.i.)	Remarks
Grass, Forage, Fodder, and Hay*	Seedling Diseases (<i>Pythium</i> spp.)	0.25-1.0 pt./A (0.125-0.50)	Soil Spray (broadcast): Apply as a broadcast soil surface spray at planting. If the grass seed was previously treated with mefenoxam or metalaxyl as a seed dressing, use the 0.25-0.50 pt./A rate.

*Includes enclosed pasture grasses or grasses grown for hay or silage such as Bermuda grass, bluegrass, brome grass, or fescue.

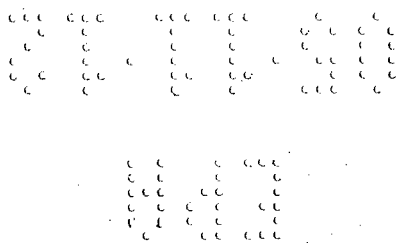
- Do not apply to range grasses.
- Do not graze, feed green forage, or cut hay for 60 days following application (60-day PHI).

Herbs (Fresh and Dried) Basil Chervil (dried) Chive Coriander (leaf) Cilantro (leaf) Dillweed Lemongrass Rosemary Sage Savory, Summer and Winter Sweet Bay Tarragon Thyme See additional herbs below.	Damping Off (<i>Pythium</i> spp.)	1.0-2.0 pt./A (0.50-1.0)	Preplant Incorporated (broadcast or band): Apply in water or liquid fertilizer and mechanically incorporate in the top 2 inches of soil. Soil Spray (broadcast or band): Apply in sufficient water to provide uniform coverage. For banded applications, a 7-inch band is recommended.
--	------------------------------------	--------------------------	--

Additional Herbs (Fresh and Dried) Crops: Angelica, Balm, Borage, Burnet, Catnip, Chamomile, Chinese Chive, Clary, Costmary, Curry (leaf), Horehound, Hyssop, Lavender, Lovage (leaf), Marigold, Marjoram, Nasturtium, Parsley (dried), Pennyroyal, Rue, Tansy, Wintergreen, Woodruff, and Wormwood.

For additional applications, see Herbs in Part 2 of Directions for Use: Soil-Directed and Other Foliar Applications.

- Do not apply within 21 days of harvest (21-day PHI).
- Do not exceed the equivalent of 2.0 lb. a.i./A per crop of soil-applied mefenoxam-containing products.



23/56

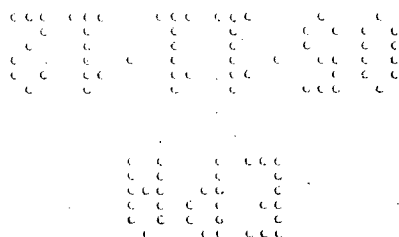
Crop	Target Diseases (Pathogen)	Product Use Rate (lb. a.i.)	Remarks
Leafy Vegetables (Except Brassica) Celery Endive (Escarole) Lettuce (Head and Leaf) Parsley Rhubarb Spinach Swiss chard See additional leafy vegetables below.	Damping Off (<i>Pythium</i> spp.)	1.0-2.0 pt./A (0.50-1.0)	Preplant Incorporated (broadcast or band): Apply in water or liquid fertilizer and mechanically incorporate in the top 2 inches of soil. Soil Spray (broadcast or band): Apply in water or liquid fertilizer at planting. For banded applications, a 7-inch band is recommended. Make no more than one soil application.

Additional Leafy Vegetable Crops: Amaranth, Arugula, Cardoon, Celtuce, Chervil, Chinese Celery, Chrysanthemum (edible-leaved), Chrysanthemum (garland), Corn Salad, Cress (garden), Cress (Upland), Dandelion, Dock (Sorrel); Florence Fennel (finocchio), Orach, Purslane (garden), Purslane (winter), Radicchio (red chicory), Spinach (New Zealand), and Spinach (vine).

Leafy Vegetables (Except Brassica) Continued Spinach Only	White Rust (<i>Albugo occidentalis</i>) Downy Mildew (<i>Peronospora effusa</i>)	0.25 pt./A (0.125)	Shank Application: Shank in Ridomil Gold EC 21 days after planting or after the first cutting. Another application may be shanked in after the next cutting. A total of 2 shanked applications may be made on a 21-day interval.
--	---	--------------------	---

For additional applications to Lettuce (Head and Leaf), see Part 2 of Directions for Use: Soil-Directed and Other Foliar Applications.

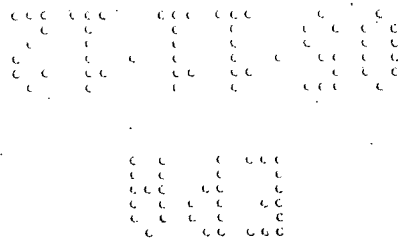
- For leafy vegetables: Do not apply within 7 days of harvest (7-day PHI).
- For lettuce: Do not exceed the equivalent of 1.0 lb. a.i./A per crop of soil-applied and 0.4 lb. a.i./A per crop of foliar-applied mefenoxam-containing products.
- For spinach: Spinach can be harvested with a 3-day PHI only if soil application does not exceed 1.0 lb. a.i./A/season and foliar application of Ridomil Gold Copper (EPA registration #100-804) formulation does not exceed 0.25 lb. a.i. mefenoxam/A/season. Otherwise, the PHI is 21 days for spinach.
- For spinach: Do not exceed the equivalent of 1.0 lb. a.i./A per crop of soil-applied mefenoxam-containing products at planting and 0.25 lb. a.i./A per crop of soil-applied post planting, shanked-in applications of mefenoxam-containing products **OR** do not exceed the equivalent of 1.0 lb. a.i./A per crop of soil-applied mefenoxam-containing products at planting and 0.4 lb. a.i./A per crop of foliar-applied mefenoxam-containing products.



24/56

Crop	Target Diseases (Pathogen)	Product Use Rate (lb. a.i.)	Remarks
<p>Legume Vegetables (Succulent or Dried)</p> <p>Bean (<i>Lupinus</i> spp.) Bean (<i>Phaseolus</i> spp.) Bean (<i>Vigna</i> spp.) Broad Bean (fava bean) Chickpea (garbanzo bean) Lentil Pea (<i>Pisum</i> spp.) Pigeon pea Soybean (immature seed) (See also <i>Soybean</i> section for specific use directions.)</p> <p>Including hybrids, cultivars, and varieties of these.</p> <p>See additional legume vegetables below.</p>	<p>Damping Off Root Rot</p> <p>(<i>Pythium</i> spp.)</p>	<p>0.50-1.0 pt./A (0.25-0.50)</p>	<p>Preplant Incorporated (broadcast or band): Apply in water or liquid fertilizer and mechanically incorporate in the top 2 inches of soil.</p> <p>Soil Spray (broadcast or band): Apply in water or liquid fertilizer at planting.</p> <p>For banded applications, a 7-inch band is recommended.</p>

Additional Legume Vegetable (Succulent or Dried) Crops: Bean (*Lupinus* spp.) - grain lupin, sweet lupin, white lupin, white sweet lupin; Bean (*Phaseolus* spp.) - field, kidney, lima, navy, pinto, runner, snap, tepary, wax; Bean (*Vigna* spp.) - adzuki, asparagus, blackeyed pea, catjang, Chinese longbean, cowpea, crowder pea, moth, mung, rice, southern pea, urd, yardlong; Guar; Jackbean; Lablab bean (hyacinth bean); Pea (*Pisum* spp.) - dwarf, edible-pod, English, field, garden, green, snow, sugar snap; and Sword bean.



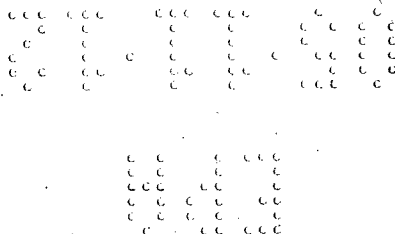
25/56

Crop	Target Diseases (Pathogen)	Product Use Rate (lb. a.i.)	Remarks
<p>Onions</p> <p>Dry Bulb Garlic Onions (dry bulb) Shallots (dry bulb)</p> <p>Green Green eschalots Green onions Green shallots Japanese bunching onions Leeks Spring onions Scallions</p> <p>Including hybrids, cultivars, and varieties of these.</p>	<p>Damping Off (<i>Pythium</i> spp.)</p>	<p>0.50-1.0 pt./A (0.25-0.50)</p>	<p>Preplant Incorporated (broadcast or band): Apply in water or liquid fertilizer and mechanically incorporate in the top 2 inches of soil.</p> <p>Soil Spray (broadcast or band): Apply in water or liquid fertilizer at planting.</p> <p>For banded applications, a 7-inch band is recommended.</p>

Other Dry Bulb Crops: Great-headed Garlic, Serpent Garlic, Lily Bulb, Chinese Onion Bulb, Pearl Onion, Potato Onion Bulb

Other Green Bulb Crops: Chive (fresh leaves), Chinese Chive (fresh leaves), Hosta Elegans, Fritillaria (leaves), Kurrat, Lady's Leek, Beltsville Bunching Onions, Onion (fresh), Macrostem Onion, Tree Tops Onion, Welsh Onion (tops), and Shallot (fresh leaves).

- Onions (dry bulb): Do not exceed the equivalent of 1.0 lb. a.i./A per crop of soil-applied and 0.5 lb. a.i./A per crop of foliar-applied mefenoxam-containing products.
- Onions (green): Do not exceed the equivalent of 1.0 lb. a.i./A per crop of soil-applied and 0.3 lb. a.i./A per crop of foliar-applied mefenoxam-containing products.



26/50

Crop	Target Diseases (Pathogen)	Product Use Rate (lb. a.i.)	Remarks
Peanuts	Pythium Root Rot (<i>Pythium</i> spp.)	0.25 pt./A (0.125)	<p>In-Furrow Spray: For seedling disease control, position the spray so the fungicide is mixed with the soil covering the seed. Avoid spraying the seed directly or crop injury may occur.</p> <p>Soil Spray (banded): For banded applications, apply over the row. A 7-inch band is recommended.</p>

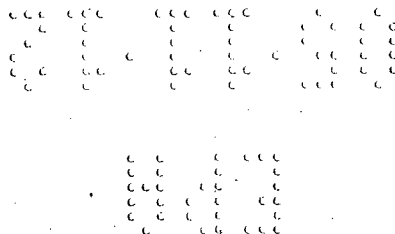
For additional applications, see Peanuts in Part 2 of Directions for Use: Soil-Directed and Other Foliar Applications.

Pineapple	Heart Rot Disease (<i>Phytophthora</i> spp.)	0.50-1.0 pt. in 100 gal. water (0.25-0.50)	Crown Dip: Apply as a crown dip before planting. Amount of dip solution per acre will depend on crown size, plant density, and dipping techniques. Use 75-100 gallons of the mixture per acre for dipping.
-----------	---	--	---

- If there is crop failure within one year of planting treated crowns, do not harvest plant material for animal feed.

Potatoes	Pythium Leak (<i>Pythium</i> spp.) Pink Rot (<i>Phytophthora erythroseptica</i>) Pythium Seedling Disease (<i>Pythium</i> spp.)	0.42 fl. oz./1,000 row ft. (0.013)	<p>In-Furrow Spray: Apply directly over the seed pieces in furrow as a 6- to 8-inch band prior to row closure or use markout application method (incorporated).</p> <p>You may need to follow this in-furrow application with a Ridomil Gold prepack foliar application at tuber initiation:</p> <ul style="list-style-type: none"> • When conditions are conducive for disease development. • When the variety is susceptible or moderately susceptible to Pink Rot/Pythium leak. • In areas with a long growing season. <p>Ridomil Gold EC may be impregnated on dry fertilizer or applied in combination with liquid fertilizers.</p>
----------	---	------------------------------------	--

- Do not use the "dribble" application method.
- Do not apply Ridomil Gold EC beyond the at-planting stage.
- Do not exceed the equivalent of 0.34 lb. a.i./A per crop of soil-applied and 0.40 lb. a.i./A per crop of foliar-applied mefenoxam-containing products.



27/56

Crop	Target Diseases (Pathogen)	Product Use Rate (lb. a.i.)	Remarks
<p>Root and Tuber Vegetables</p> <p>Artichoke (Chinese and Jersalem) Beet, garden Beet, sugar (See <i>Sugar Beet</i> section for specific use directions.) Carrots (See <i>Carrots</i> section for specific use directions.) Ginseng (See <i>Ginseng</i> section for specific use directions.) Horseradish Parsley, turnip-rooted Parsnip Potato (See <i>Potato</i> section for specific use directions.) Radish Radish, oriental (daikon) Rutabaga</p> <p>Sweet Potato Turnip Yam bean (jicama, manioc pea) Yam, true</p> <p>See additional root and tuber vegetables below.</p>	<p>Pythium Root Rot (<i>Pythium</i> spp.)</p> <p>Phytophthora Root Rot (<i>Phytophthora</i> spp.)</p>	<p>1.0-2.0 pt./A (0.50-1.0)</p>	<p>Preplant Incorporated (broadcast or band): Apply in water or liquid fertilizer and mechanically incorporate in the top 2 inches of soil. Use sufficient water to provide uniform coverage of soil.</p> <p>Soil Spray (broadcast or band): Apply in water or liquid fertilizer at planting.</p> <p>For banded applications, a 7-inch band is recommended.</p>

Additional Root and Tuber Vegetable Crops: Arracacha, Arrowroot, Burdock (edible), Canna (edible), Cassava (bitter and sweet), Celeriac (celery root), Chayote (root), Chervil (turnip-rooted), Chicory, Chufa, Dasheen (taro), Ginger, Leren, Salsify (oyster plant, black, Spanish), Skirret, Tanier (cocoyam), Turmeric

© 1998, 1999, 2000, 2001, 2002, 2003, 2004, 2005, 2006, 2007, 2008, 2009, 2010, 2011, 2012, 2013, 2014, 2015, 2016, 2017, 2018, 2019, 2020, 2021, 2022, 2023, 2024, 2025

© 1998, 1999, 2000, 2001, 2002, 2003, 2004, 2005, 2006, 2007, 2008, 2009, 2010, 2011, 2012, 2013, 2014, 2015, 2016, 2017, 2018, 2019, 2020, 2021, 2022, 2023, 2024, 2025

28/56

Crop	Target Diseases (Pathogen)	Product Use Rate (lb. a.i.)	Remarks
Soybeans	Phytophthora Root and Stem Rot (<i>Phytophthora megasprema</i>)	0.08-0.28 fl. oz./1,000 row ft. (0.0025 to 0.0087)	In-Furrow Spray: Apply in-furrow with water or liquid fertilizer. Position the spray so the fungicide is mixed with the soil covering the seed. Avoid spraying the seed directly or crop injury may occur. Use the high rate for full season control. Use 0.08-0.15 fl. oz. for early- to mid-season control.
	Pythium Damping Off (<i>Pythium</i> spp.)	0.37-1.25 pt./A (0.18-0.63)	Soil Spray (broadcast or band): Apply in water or liquid fertilizer. Use the high rate for full season control. Use 0.37-0.75 pt. for early- to mid-season control. For banded applications, a 7-inch band is recommended.

- For best results, use soybean varieties that have some degree of resistance to the races of *Phytophthora* present in the field.
- Use the higher rate in areas with a history of heavy *Phytophthora* damage.
- Under heavy late season *Phytophthora* pressure, Ridomil Gold EC may not provide complete control.

Strawberries	Red Stele (<i>Phytophthora fragariae</i>) Vascular Collapse (<i>P. cactorum</i>) Leather Rot (<i>P. cactorum</i>)	1.0 pt./A (0.50)	<p>Drip Irrigation Application Only (see Part 2 for other application methods).</p> <p>Annual Plantings: Apply up to 3 times per crop. Make the first application after transplanting. Make the second application 30 days before the beginning of harvest or at fruit set. Apply the third application during harvest, depending on disease pressure and environmental conditions.</p> <p>Established Plantings: Apply up to 3 times per crop. Make the first application in the spring after the ground thaws and before the first bloom. Make a second application after harvest in the fall. For control of leather rot, make a supplemental application during the growing season at fruit set.</p> <p>When applying through drip irrigation, calculate the rate as a band application with a band width equal to the root zone width. Inject Ridomil Gold EC into the irrigation water.</p>
--------------	---	------------------	--


- Ridomil Gold EC may be applied the day of harvest (0-day PHI).
- Do not exceed the equivalent of 1.5 lb. a.i./A per crop of soil-applied mefenoxam-containing products.

© 2000 FMC Technologies, Inc. All rights reserved. FMC Technologies, Inc. is a registered trademark of FMC Technologies, Inc. in the United States and other countries. FMC Technologies, Inc. is not responsible for the use of this product in any manner not intended by the manufacturer.

FMC Technologies, Inc.
10000 FMC Drive
Cincinnati, OH 45240
Tel: 513-752-2000
Fax: 513-752-2001
www.fmc.com

29/56

Crop	Target Diseases (Pathogen)	Product Use Rate (lb. a.i.)	Remarks
Sugar Beets	Pythium Root Rot (Pythium spp.)	1.0-2.0 pt./A (0.50-1.0)	<p>Preplant Incorporated (broadcast or band): Apply in water or liquid fertilizer and mechanically incorporate in the top 2 inches of soil.</p> <p>Soil Spray (broadcast or band): Apply in water or liquid fertilizer at planting.</p> <p>For banded applications, a 7-inch band is recommended.</p>




30/56

Crop	Target Diseases (Pathogen)	Product Use Rate (lb. a.i.)	Remarks
Tobacco	Damping Off (<i>Pythium</i> spp.)	0.50-1.0 pt./A (0.25-0.50) or 0.25-0.50 fl. oz./150 sq. yds.	Soil Spray (broadcast): Apply as a preplant soil application before or at time of planting. Use higher application rate on broadleaf tobacco. Use 50 gal./A of water (2 gal. water/150 sq. yds.).
	Blue Mold (<i>Peronospora tabacina</i>)	0.50-1.0 pt./A (0.25-0.50) For no-till tobacco: 0.50-1.0 pt./A (0.25-0.50)	Soil Spray (broadcast): Apply as a broadcast soil application prior to transplanting and incorporate in the top 2-4 inches of soil before forming beds. Use the low rate for low disease pressure or early-season control. Use the high rate for high disease pressure, extended control, and burley and other tobacco types other than flue-cured.
	Black Shank (<i>Phytophthora parasitica</i> var. <i>nicotianae</i>)	1.0-3.0 pt./A (0.50-1.5) For no-till tobacco: 0.50-1.0 pt./A (0.25-0.50)	Soil Spray (broadcast): Apply to the soil within one week of planting. Incorporate in the top 2-4 inches of soil. Use the high rate if the disease epidemic is expected to be severe. In FL and GA, use 3 pt./A where black shank is severe. Apply preventively for effective black shank control. If black shank is expected early in the season, apply as near as possible to transplanting followed by sequential applications.

For additional applications, see Tobacco in Part 2 of Directions for Use: Soil-Directed and Other Foliar Applications.

- Consult local extension bulletins for additional use directions.
- For best results against black shank, use tobacco varieties that have high resistance to black shank and use crop rotation.
- In fields with a history of severe black shank, use the highest rate and plant a variety resistant to the race of *Phytophthora* present (Burley L8 hybrids are resistant to only *Phytophthora* Race 0).
- Do not use in high black shank areas on highly susceptible flue-cured varieties.
- Failure to adequately control nematodes in fields treated with Ridomil Gold EC may result in poor control of black shank.
- Do not use Ridomil Gold EC for black shank control in PA.
- Do not exceed the equivalent of 1.5 lb. a.i./A per crop of mefenoxam-containing products.

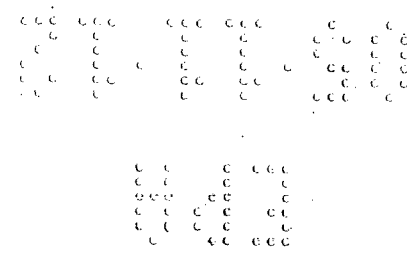


31/56

Crop	Target Diseases (Pathogen)	Product Use Rate (lb. a.i.)	Remarks
Tomato	Damping Off (<i>Pythium</i> spp.)	1.0-2.0 pt./A (0.50-1.0)	<p>Soil Spray (broadcast or band): Apply at planting in water or liquid fertilizer.</p> <p>For banded applications, a 7-inch band is recommended.</p>
	Root and Fruit Rot (<i>Phytophthora</i> spp.) (<i>Pythium</i> spp.)	1.0 pt./A (0.50)	<p>Injection (drip irrigation): Initiate control of Root and Fruit Rot with a soil application as described above. Make subsequent applications through drip irrigation. Make the first drip application 4-6 weeks after planting. Apply the second drip application as needed up to 4 weeks before harvest, but before the last irrigation.</p> <p>For injected applications, base rate calculations on a 7-inch band.</p>

For additional applications, see Tomato in Part 2 of Directions for Use: Soil-Directed and Other Foliar Applications.

- Do not exceed the equivalent of 1.5 lb. a.i./A per crop of soil-applied mefenoxam-containing products and 0.5 lb. a.i./A per crop of foliar-applied mefenoxam-containing products.



32/56

DIRECTIONS FOR USE – PART 2

SOIL-DIRECTED AND OTHER FOLIAR APPLICATIONS

The restricted-entry interval (REI) for soil-directed or foliar applications is 48 hours.

Crop	Target Diseases (Pathogen)	Product Use Rate (lb. a.i.)	Remarks
Alfalfa (including birdsfoot trefoil)	Damping Off (<i>Pythium</i> spp.) Root Rot (<i>Phytophthora</i> spp.)	0.25 pt./A (0.12)	Soil Spray (broadcast): Apply as a broadcast soil surface spray at planting when inter-seeding into existing stands for renovation.

For additional applications, see Alfalfa in Part 1 of Directions for Use: Soil-Injected or Soil-Incorporated Applications.

- Do not feed green forage or cut hay for 60 days following application (60-day PHI).

Apple Bearing and Nonbearing Trees	Crown Rot Collar Rot Root Rot (<i>Phytophthora</i> spp.)	2 qt./A (2.0)	Soil Spray (broadcast or band): Apply to the soil in the early spring before growth starts and in the fall after harvest, but before the ground freezes. The treated area is based on the area under the tree canopy or the area of the sprayed row. Use sufficient water volume to obtain thorough coverage of the soil.	
		or 1.5 fl. oz./ 1,000 sq. ft.		
		Diluted Mixture: 0.50 pt. in 100 gal. water (0.25)	Soil Drench: Apply the diluted mixture around the trunk of each tree in the early spring before growth starts and in the fall after harvest, but before the ground freezes. On new plantings, delay the first application until 2 weeks after planting.	
			Trunk diameter at 12 inches above the soil line	Quantity of Diluted Mixture
	<1 inch	1 qt.		
	1-3 inches	3 qt.		
	>5 inches	4 qt.		

- Apply before symptoms appear. Ridomil Gold EC will not revitalize trees showing moderate to severe disease symptoms.
- Use Ridomil Gold EC in conjunction with good cultural practices and rootstocks that are most tolerant to disease.
- Do not graze or feed cover crops in treated orchards.

33/56

Crop	Target Diseases (Pathogen)	Product Use Rate (lb. a.i.)	Remarks
Asparagus	Crown Rot Spear Rot (<i>Phytophthora</i> spp.)	1.0 pt./A (0.50)	Soil Spray (broadcast or band) Cutting Beds: Apply 30 to 60 days before the first cutting. Apply again just before the beginning of harvest. New Plantings: Apply after planting seedlings or after covering one-year old crowns.

- Do not apply within one day of harvest (1-day PHI).

Avocados	Root Rot (<i>Phytophthora cinnamomi</i>)	1.0-4.0 pt./A (0.50-2.0)	Sprinkler Irrigation: Apply as a soil surface spray to the soil surface under the tree canopy. Begin applications at the start of the growing season or at transplanting. Two additional applications may be made at 3-month intervals. Applications are not needed during the winter months of November through February. Use 1.0 pt./A if the trees have a canopy diameter of 2 ft. Increase the rate as the canopy diameter increases. For canopy diameters of 15 ft. or more, use the 4.0 pt./A rate. Soil Spray: Apply to the soil directly under the drip emitter. Use irrigation to incorporate the material into the soil. If there is more than one emitter, distribute the amount of Ridomil Gold EC among the emitters. Use the same rate and application regime described above under sprinkler irrigation.
----------	---	-----------------------------	---

For additional applications, see Avocados in Part 1 of Directions for Use: Soil-Injected or Soil-Incorporated Applications.

- Begin applications as soon as soil tests indicate the presence of *Phytophthora*.
- For new plantings, use *Phytophthora*-resistant rootstocks.
- Mature trees in moderate to advanced stages of decline cannot be cured with Ridomil Gold EC.
- Do not apply within 28 days of harvest (28-day PHI).
- Do not exceed the equivalent of 6.0 lb. a.i./A per crop of soil-applied mefenoxam-containing products.

© 2000 FMC Technologies, Inc.
All rights reserved.
Ridomil Gold EC is a registered trademark of FMC Technologies, Inc.
Mefenoxam is a registered trademark of FMC Technologies, Inc.

© 2000 FMC Technologies, Inc.
All rights reserved.
Ridomil Gold EC is a registered trademark of FMC Technologies, Inc.
Mefenoxam is a registered trademark of FMC Technologies, Inc.

34/56

Crop	Target Diseases (Pathogen)	Product Use Rate (lb. a.i.)	Remarks
<p>Bushberry Subgroup:</p> <p>Blueberries (High and Low Bush), Currants Elderberry Gooseberry Highbush Cranberry Lingonberry</p> <p>Including hybrids, cultivars, and varieties of these</p> <p>See below for additional berries included in subgroup.</p>	<p>Root Rot (<i>Phytophthora</i> spp.)</p>	<p>3.6 pt./A (1.8)</p>	<p>Soil Spray (band) New Plantings: After initial at-planting application (Part 1), reapply once during a period favorable for root rot.</p> <p>Established Plantings: Make a soil-directed application towards the base of the plant in a 3-ft. band over the row before the plant start to grow in the spring. One additional application may be made to coincide with the period most favorable for root rot development.</p>

Other Bushberries in Subgroup: Aronia Berry, Highbush Blueberry, Lowbush Blueberry, Buffalo Currant, Chilean Guava, Black Currant, Red Currant, Elderberry, European Barberry, Gooseberry, Highbush Cranberry, Honeysuckle (Edible), Huckleberry, Jostaberry, Juneberry, Lingonberry, Native Currant, Salal, and Sea Buckthorn.

- Ridomil Gold EC will not revitalize plants showing moderate to severe root rot symptoms.
- Use Ridomil Gold EC in conjunction with good cultural practices to minimize disease.
- Ridomil Gold EC may be applied the day of harvest (0-day PHI).
- Do not exceed the equivalent of 3.6 lb. a.i./A per crop of soil-applied mefenoxam-containing products.

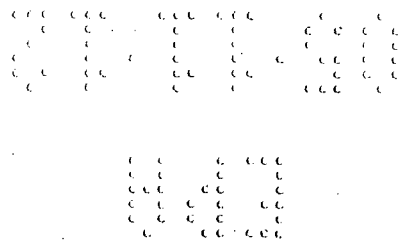
© 2000 FMC Technologies, Inc.
All rights reserved.
Ridomil Gold EC is a registered trademark of FMC Technologies, Inc.
Mefenoxam is a registered trademark of FMC Technologies, Inc.

35/56

Crop	Target Diseases (Pathogen)	Product Use Rate (lb. a.i.)	Remarks
<p>Caneberry (Blackberry and Raspberry) Subgroup:</p> <p>Blackberry Loganberry Raspberry (Red and Black) Wild Raspberry Cultivars</p> <p>Including hybrids, cultivars, and varieties of these</p> <p>See below for additional types of caneberries.</p>	<p>Root Rot (<i>Phytophthora</i> spp.)</p>	<p>3.6 pt./A (1.8)</p>	<p>Soil Spray (band) New Plantings: After initial at-planting application (Part 1), reapply once during a period favorable for root rot.</p> <p>Established Plantings: Make a soil-directed application towards the base of the plant in a 3-ft. band over the row before the plants start to grow in the spring.</p>

Subgroup includes: Andean Blackberry, Arctic Blackberry, Bingleberry, Black Satin Berry, Boysenberry, Brombeere, California Blackberry, Cherokee Blackberry, Chesterberry, Cheyenne Blackberry, Common Blackberry, Coryberry, Darrowberry, Dewberry, Dirksen Thornless Berry, Evergreen Blackberry, Himalayaberry, Hullberry, Lavacaberry, Loganberry, Lowberry, Lucretiaberry, Mammoth Blackberry, Marionberry, Mora, Mures Deronce, Nectarberry, Northern Dewberry, Olallieberry, Oregon Evergreen Berry, Phenomenalberry, Rangeberry, Ravenberry, Rossberry, Shawnee Blackberry, Southern Dewberry, Tayberry, Youngberry, and Zarzamora.

- Ridomil Gold EC will not revitalize plants showing moderate to severe root rot symptoms.
- Use Ridomil Gold EC in conjunction with good cultural practices to minimize disease.
- Do not use an adjuvant.
- Ridomil Gold EC may be applied up to 45 days prior to harvest (45-day PHI).
- Do not exceed the equivalent of 1.8 lb. a.i./A per crop of soil-applied and 0.2 lb. a.i./A per crop of foliar-applied mefenoxam-containing products for a maximum seasonal application rate of 2.0 lb. a.i./A.
- If a foliar-directed application of a mefenoxam product is used, do not exceed the equivalent of 1.8 lb. a.i./A per crop of soil-applied and 0.2 lb. a.i./A per crop of foliar-applied mefenoxam-containing products for a maximum seasonal application rate of 2.0 lb. a.i./A.



36/56

Crop	Target Diseases (Pathogen)	Product Use Rate (lb. a.i.)	Remarks
Carrots	Cavity Spot Root Dieback (<i>Pythium</i> spp.)	0.25-1.0 pt./A (0.125-0.5)	<p>For Post Planting Applications: Begin 28-50 days after planting. Apply on a 14- to 21-day interval by chemigation, by ground equipment with a spray directed to the base of the plant, or shanked in with liquid fertilizer. All ground applications must be followed by irrigation by one inch of water to promote movement of material into the root zone.</p> <p>Directed Spray (broadcast or band): Make up to 4 applications beginning 40-60 days after planting on a 14- to 21-day interval. Apply as a spray directed to base of plant. Use sufficient water to provide uniform coverage of soil.</p> <p>For banded applications, a 7-inch band is recommended.</p> <p>Irrigation: Inject Ridomil Gold EC into the irrigation water.</p>

For additional applications, see Carrots in Part 1 of Directions for Use: Soil-Injected or Soil-Incorporated Applications.

- For best control of cavity spot, use a preventive disease control program that incorporates an at-planting or seed treatment use of Ridomil Gold EC or Apron XL followed by one or more supplemental applications.
- If a seed treatment containing mefenoxam or metalaxyl is used, do not use a soil application.
- DO NOT exceed a total of 1.5 pt./A (0.75 lb. a.i./A) on post planting applications.
- DO NOT exceed a total of 1 pt./A (0.5 lb. a.i./A) per single post planting application.
- To avoid illegal residues, DO NOT apply more than 2.8 pt. (1.4 lb. a.i./A) of Ridomil Gold EC per acre per crop season. The total can be split as instructed below.
- Do not exceed the equivalent of 1.4 lb. a.i./A (2.8 pt./A) per crop of total mefenoxam-containing products. The total can be split as instructed below.
- Do not exceed the equivalent of 0.65 lb. a.i./A (1.3 pt./A) per crop of soil-applied and 0.75 lb. a.i./A (1.5 pt./A) per crop of foliar-applied mefenoxam-containing products.
- Do not apply within 7 days of harvest (7-day PHI).

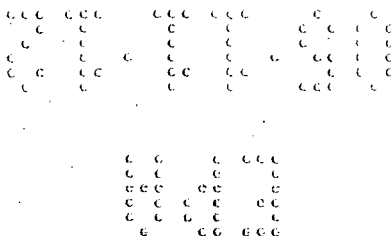
ccc ccc ccc ccc
c c c c c c c c
c c c c c c c c
c c c c c c c c

c c c c c c
c c c c c c
c c c c c c
c c c c c c

38/56

Citrus, continued		1 qt. in 3 gal. water (1.0)	Trunk Spray for Gummosis: Spray the trunks to thoroughly wet the cankers. Apply up to 3 times per year. In FL, add 1.0 qt. to 10 gal. of water.
-------------------	--	-----------------------------------	---

- Consult local extension bulletins for additional use directions.
- Do not apply to bare roots.
- Do not apply rates higher than 1 qt./A to citrus resets or new plantings (less than 5 years old) in FL, PR and TX to prevent potential phytotoxicity.
- Do not use on the highly susceptible sweet orange rootstock in FL.
- Do not make trunk gummosis sprays and soil applications to the same tree in the same cropping season.
- Do not apply tank mixes of Ridomil Gold EC and residual herbicides to trees less than 3 years old. Apply the herbicide first; then wait 3-4 weeks to apply Ridomil Gold EC.
- Do not exceed the equivalent of 6.0 lb. a.i./A per crop of mefenoxam-containing products.



39/50

Crop	Target Diseases (Pathogen)	Product Use Rate (lb. a.i.)	Remarks
Cole Crops Broccoli Brussels Sprouts Cabbage Cauliflower Collards Mustard Greens Turnip Greens (greens only) Including hybrids, cultivars, and varieties of these. See additional cole crops below.	Downy Mildew (<i>Peronospora parasitica</i>)	0.125-0.25 pt./A (0.063-0.125)	Foliar Spray (ground or air): Ridomil Gold EC must be used in a tank mix with other fungicides registered for control of downy mildew. Apply with the full label rate of the tank mix partner fungicide. Apply when conditions are favorable for disease, but before infection on a 14-day schedule.

Additional Cole (Brassica) Crops: Broccoli Raab (rapini), Cavalo Broccolo, Chinese Broccoli (gai lon), Chinese Cabbage, (bok choy and napa), Chinese Mustard Cabbage (gai choy), Kale, Kohlrabi, Mizuna, Mustard Spinach, and Rape Greens.

- Foliar applications to turnip plants may not be made to dual purpose turnip cultivars or varieties which produce a harvestable root.

For additional applications, see Cole Crops in Part 1 of Directions for Use: Soil-Injected or Soil-Incorporated Applications.

- Do not apply foliar sprays of Ridomil Gold EC without a labeled tank mix partner.
- Do not apply the Ridomil Gold EC mixture in fields where downy mildew is already established.
- Do not apply Ridomil Gold EC within 7 days of harvest (7-day PHI). However, refer to the label of the tank mix partner and follow the more restrictive PHI.
- Do not exceed the equivalent of 1.0 lb. a.i./A per crop of soil-applied and 0.50 lb. a.i./A per crop of foliar-applied mefenoxam-containing products.

Cranberries	Phytophthora Root Rot (<i>Phytophthora</i> spp.)	1.0-1.75 pt./A (0.50-0.90)	Soil Spray (broadcast): Apply 3 times by ground or chemigation equipment. Make the first application in the fall after harvest. Make the second application in the spring, and the final application up to, but no later than, 45 days before harvest.
--------------------	---	----------------------------	---

- Do not apply by air.
- Do not apply within 45 days of harvest (45-day PHI).
- Do not exceed the equivalent of 2.65 lb. a.i./A per crop of soil-applied mefenoxam-containing products.

© 2000 FMC Technologies, Inc. All rights reserved. FMC Technologies, Inc. is a registered trademark of FMC Technologies, Inc. in the United States and other countries. FMC Technologies, Inc. is not responsible for the content of this document. FMC Technologies, Inc. is not responsible for the content of this document.

FMC Technologies, Inc.
10000 FMC Drive
Houston, TX 77066-1000
Tel: 281-293-2000
Fax: 281-293-2001
www.fmc.com

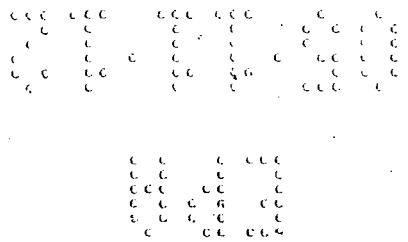
40/50

Crop	Target Diseases (Pathogen)	Product Use Rate (lb. a.i.)	Remarks
<p>Cucurbits</p> <p>Cantaloupe Cucumber Honeydew Pumpkin Squash, summer Squash, winter Watermelon</p> <p>Including hybrids, cultivars, and varieties of these.</p> <p>See additional cucurbit crops below.</p>	<p>Root Rot (<i>Pythium</i> spp.)</p>	<p>0.25-0.4 pt./A (0.125-0.20)</p>	<p>Soil Spray (directed): If soil applications of Ridomil Gold EC were made at planting, two supplemental applications at 20- to 30-day intervals may be made during the season.</p> <p>Direct the spray to the base of the plants and cover 6-8 inches of the soil on either side of the plants. Incorporate mechanically or sprinkler-irrigate to move the Ridomil Gold EC into the root zone.</p> <p>Injection (drip irrigation): Inject Ridomil Gold EC into the irrigation water at the labeled rates.</p>

Additional Cucurbit Crops: Chayote, Chinese Waxgourd, Citron Melon, Gherkin, Gourd (edible), *Momordica* spp. (balsam apple, balsam pear, bitter melon, Chinese cucumber), and Muskmelons (casaba, crenshaw, golden pershaw, honey balls, mango, Persian, pineapple, Santa Claus, snake melons).

For additional applications, see Cucurbits in Part 1 of Directions for Use: Soil-Injected or Soil-Incorporated Applications.

- Do not apply within 5 days of harvest (5-day PHI).
- Do not exceed the equivalent of 1.0 lb. a.i./A per crop of soil-applied and 0.5 lb. a.i./A per crop of this or other foliar-applied mefenoxam-containing products.

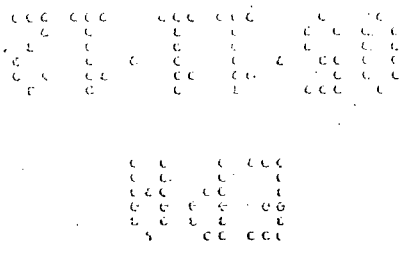


41/50

Crop	Target Diseases (Pathogen)	Product Use Rate (lb. a.i.)	Remarks
Fruiting Vegetables (Except Cucurbits) Eggplant Groundcherry Pepino Pepper (bell, chili, cooking pepper, pimento, sweet) Tomatillo Tomato (see <i>Tomato</i> section for specific use directions)	Crown Rot (<i>Phytophthora capsici</i>)	1.0 pt./A (0.50)	<p>Banded Spray: Make 2 post-directed applications at 30-day intervals following transplanting. Direct the spray to the base of the plants and cover 6-8 inches of the soil on either side of the plants. Incorporate mechanically or sprinkler-irrigate to move the Ridomil Gold EC into the root zone.</p> <p>Shank Application: Apply in liquid fertilizer, shanked in as a banded treatment to either side of the plant.</p>

For additional applications, see Fruiting Vegetables in Part 1 of Directions for Use: Soil-Injected or Soil-Incorporated Applications.

- May cause some yellowing of pepper leaves.
- Apply before the plants are infected to obtain satisfactory control. Plants already infected with *Phytophthora* cannot be cured with Ridomil Gold EC.
- The foliar blight phase of *Phytophthora* cannot be controlled with foliar applications of Ridomil Gold EC.
- Do not apply within 7 days of harvest (7-day PHI).
- Do not exceed the equivalent of 1.5 lb. a.i./A per crop of soil-applied mefenoxam-containing products and 0.5 lb. a.i./A per crop of foliar-applied mefenoxam-containing products.



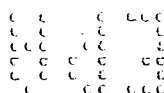
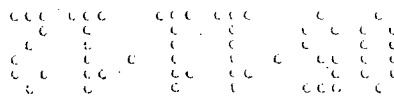
42/56

Crop	Target Diseases (Pathogen)	Product Use Rate (lb. a.i.)	Remarks
<p>Herbs (Fresh and Dried)</p> <p>Basil Chervil (dried) Chive Coriander (leaf) Cilantro (leaf) Dillweed Lemongrass Rosemary Sage Savory, summer and winter Sweet bay Tarragon Thyme</p> <p>See additional herbs below.</p>	<p>Damping Off (<i>Pythium spp.</i>)</p>	<p>1.0-2.0 pt./A (0.50-1.0)</p>	<p>Banded Spray: Apply as a basally directed spray at 28 days after planting or after the first cutting. Direct the spray toward the base of the plants and cover 6-8 inches on each side of the plants (12- to 16-inch band width/row).</p>

Additional Herbs (Fresh and Dried) Crops: Angelica, Balm, Borage, Burnet, Catnip, Chamomile, Chinese Chive, Clary, Costmary, Curry (leaf), Horehound, Hyssop, Lavender, Lovage (leaf), Marigold, Marjoram, Nasturtium, Parsley (dried), Pennyroyal, Rue, Tansy, Wintergreen, Woodruff, and Wormwood.

For additional applications, see Herbs in Part 1 of Directions for Use: Soil-Injected or Soil-Incorporated Applications.

- Do not apply within 21 days of harvest (21-day PHI).
- Do not exceed the equivalent of 2.0 lb. a.i./A per crop of soil-applied mefenoxam-containing products.



43/56

Crop	Target Diseases (Pathogen)	Product Use Rate (lb. a.i.)	Remarks
Hops	Downy Mildew (<i>Pseudoperonospora humuli</i>)	0.50 pt./A (0.25)	<p>Soil Drench: Apply in water or liquid fertilizer to the soil over the crowns after pruning but before training. Apply early when shoots are 6 inches or less.</p> <p>Foliar Spray: At the first sign of a secondary infection (primary infection persists after the soil drench and/or there is evidence of foliar infection), apply in combination with copper fungicides. Apply by ground with a minimum of 50 gal. of water per acre.</p>

- Do not apply foliar sprays of Ridomil Gold EC without a copper fungicide registered for hops.
- Do not apply within 45 days of harvest (45-day PHI).
- Do not exceed the equivalent of 0.25 lb. a.i./A per crop of soil-applied and 0.5 lb. a.i./A per crop of foliar-applied mefenoxam-containing products.

<p>Legume Vegetables, Succulent (Shelled)</p> <p>Bean, Broad Bean, Lima Cowpea Pea, Blackeyed Pea, English Pea, Garden Pea, Pigeon Pea, Southern</p>	Downy Mildew (<i>Phytophthora parasitica</i>)	0.125 - 0.2 pt./A (0.063 - 0.1)	<p>Foliar Spray (ground or air): Ridomil Gold EC must be used in a tank mix with other fungicides registered for control of downy mildew. Apply with the full label rate of the tank mix partner fungicide.</p> <p>Apply on a 14-day schedule when conditions are favorable for disease, but before infection.</p>
---	--	---------------------------------------	---

- For use only on succulent beans east of the Mississippi River.
- Do not apply within 3 days of harvest (3-day PHI).
- Do not exceed the equivalent of 0.5 lb. a.i./A per crop of soil-applied and 0.4 lb. a.i./A per crop of foliar-applied mefenoxam-containing products.

ccc ccc ccc ccc ccc ccc
c c c c c c c c c c c c
c c c c c c c c c c c c
ccc ccc ccc ccc ccc ccc

c c c c c c
c c c c c c
c c c c c c
c c c c c c
c c c c c c

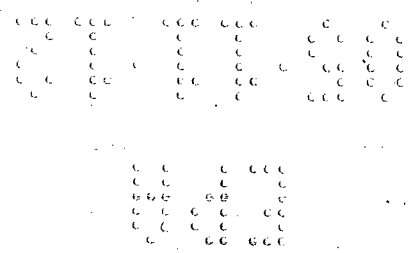
45/El6

Crop	Target Diseases (Pathogen)	Product Use Rate (lb. a.i.)	Remarks
Peanuts	Pod Rot (<i>Pythium</i> spp.)	0.5-1.0 pt./A (0.25-0.50)	Apply at early pod set as a soil spray or at pegging as a foliar spray (overhead irrigation).

For additional applications, see Peanuts in Part 1 of Directions for Use: Soil-Injected or Soil-Incorporated Applications.

Stone Fruits Apricot Cherry (sweet and tart) Nectarine Peach Plum (Chickasaw, Damson, Japanese) Plumcot Prune (fresh) Including hybrids, cultivars, and varieties of these.	Crown Rot Collar Rot Root Rot (<i>Phytophthora</i> spp.)	2.0 qt./A (2.0) or 1.5 fl. oz./ 1,000 sq. ft.	Soil Spray (broadcast or band): Apply under the tree canopy to cover the root zone two weeks after planting (new plantings) or in the spring before growth begins (established plantings). Additional applications may be made at 2- to 3-month intervals, depending on disease pressure. Make up to 3 applications per year. Apply before symptoms appear. Ridomil Gold EC will not revitalize trees showing moderate to severe disease symptoms. For intense plantings (2-3 times the normal planting rate), apply on a per area basis (1,000 sq. ft.).
---	--	---	---

- Do not concentrate spray around tree trunks.
- Do not apply to trees under stress.
- In CA, do not apply to newly planted trees within 45 days of planting. On some varieties, chlorosis may occur on leaf margins.
- Do not graze livestock in treated areas.
- Do not graze or feed cover crops grown in treated orchards.
- Do not exceed the equivalent of 6.0 lb. a.i./A per crop of soil-applied mefenoxam-containing products.



47/500

Crop	Target Diseases (Pathogen)	Product Use Rate (lb. a.i.)	Remarks
Tobacco	Blue Mold (<i>Peronospora tabacina</i>)	0.50 pt./A (0.25) For no-till tobacco: 0.50-1.0 pt./A (0.25-0.50)	Soil Spray (band): If Ridomil Gold EC was applied prior to transplanting, make a supplemental application at lay-by or the last cultivation. Position the nozzles so the spray is deposited under the plants and is covered by the soil in cultivation.
	Black Shank (<i>Phytophthora parasitica</i> var. <i>nicotianae</i>)	1.0-2.0 pt./A (0.50-1.0) For no-till tobacco: 0.50-1.0 pt./A (0.25-0.50)	Soil Spray (broadcast or band): Position the nozzles so the spray is deposited under the plants and covered with soil by the cultivator. Use the high rate if the disease epidemic is expected to be severe. Make one application at lay-by or make one application at the first cultivation and a second application at lay-by. Apply preventively for effective black shank control. If black shank is expected early in the season, apply as near as possible to transplanting followed by sequential applications.

For additional applications, see Tobacco in Part 1 of Directions for Use: Soil-Injected or Soil-Incorporated Applications.

- Consult local extension bulletins for additional use directions.
- For best results against black shank, use tobacco varieties that have high resistance to black shank and use crop rotation.
- In fields with a history of severe black shank, use the highest rate and plant a variety resistant to the race of *Phytophthora* present (Burley L8 hybrids are resistant to only *Phytophthora* Race 0).
- Do not use in high black shank areas on highly susceptible flue-cured varieties.
- Failure to adequately control nematodes in fields treated with Ridomil Gold EC may result in poor control of black shank.
- Do not use Ridomil Gold EC for black shank control in PA.
- Do not exceed the equivalent of 1.5 lb. a.i./A per crop of mfenoxam-containing products.

Tomato	Root and Fruit Rot (<i>Phytophthora</i> spp.) (<i>Pythium</i> spp.)	1.0 pt./A (0.50)	Soil Spray (broadcast or band) or soil injection: Apply as a directed soil surface spray under the vines or injected into the beds with water or liquid fertilizer. Make application 4-6 weeks after planting. If needed, make a second application up to 4 weeks before harvest, but before the last irrigation.
--------	--	------------------	---

For additional applications, see Tomato in Part 1 of Directions for Use: Soil-Injected or Soil-Incorporated Applications.

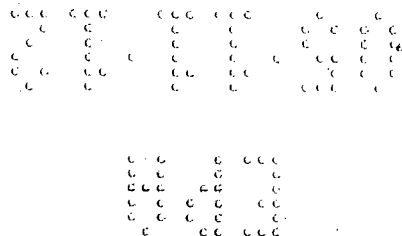
- Do not exceed the equivalent of 1.5 lb. a.i./A per crop of soil-applied mfenoxam-containing products and 0.5 lb. a.i./A per crop of foliar-applied mfenoxam-containing products.

c c c c c
c c c c c
c c c c c
c c c c c
c c c c c

48 / 56

Crop	Target Diseases (Pathogen)	Product Use Rate (lb. a.i.)	Remarks
<p>Tree Nuts</p> <p>Almonds Walnuts</p>	<p>Crown Rot Collar Rot Root Rot</p> <p>(<i>Phytophthora</i> spp.)</p>	<p>2.0 qt./A (2.0)</p> <p>or</p> <p>1.5 fl. oz./ 1,000 sq. ft.</p>	<p>Soil Spray (broadcast or band): Apply under the tree canopy to cover the root zone two weeks after planting (new plantings) or in the spring before growth begins (established plantings).</p> <p>Additional applications may be made at 2- to 3-month intervals, depending on disease pressure. Make up to 3 applications per year.</p> <p>Apply before symptoms appear. Ridomil Gold EC will not revitalize trees showing moderate to severe disease symptoms.</p> <p>For intense plantings (2-3 times the normal planting rate), apply on a per area basis (1,000 sq. ft.).</p>

- Do not concentrate spray around tree trunks.
- Do not apply to trees under stress.
- In CA, do not apply to newly planted trees within 45 days of planting. On some varieties, chlorosis may occur on leaf margins.
- Do not graze livestock in treated areas.
- Do not graze or feed cover crops grown in treated orchards.
- Do not exceed the equivalent of 6.0 lb. a.i./A per crop of soil-applied mefenoxam-containing products.



49/56

Crop	Target Diseases (Pathogen)	Product Use Rate (lb. a.i.)	Remarks
Tropical Fruit Papaya Black sapote Star apple Canistel Mamey sapote Mango Sapodilla	Damping Off (<i>Pythium</i> spp.) Root Rot (<i>Phytophthora</i> spp.)	1.5-3.0 pt./A (0.75-1.5)	Soil Drench: Add Ridomil Gold EC to water or a liquid fertilizer solution at the rate of 1.5-3.0 pt./A. Apply this solution to the base of the plants to deliver approximately 5 gallons per plant. Two applications may be made per growing season. Make the first application at transplanting or in the spring at root growth flush. Make a second application at least 1 day before harvest.

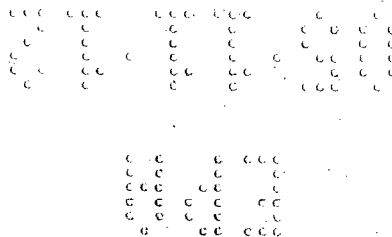
- Do not apply more than 6 pt./A (3.0 lb. a.i./A) per season.
- Do not apply within 1 day of harvest (1-day PHI).

Tropical Fruit Sugar apple Atemoya Custard apple Cherimoya Ilama Soursop Birida	Pythium Root and Crown Rot Damping Off (<i>Pythium</i> spp.) Phytophthora Root and Crown Rot (<i>Phytophthora</i> spp.)	1.5-3.0 pt./A (0.75-1.5)	Soil Drench: Apply in sufficient water or liquid fertilizer to provide an adequate soil drench. Make one application in the spring when root growth begins and a second application in the fall. Direct applications to the soil surface under the canopy of the trees.
--	---	--------------------------	--

- Do not apply within 30 days of harvest (30-day PHI).

Tropical Fruit Starfruit	Phytophthora Root and Crown Rot (<i>Phytophthora</i> spp.) Pythium Root and Crown Rot (<i>Pythium</i> spp.)	1.5-3.0 pt./A (0.75-1.5)	Soil Drench: Apply in sufficient water or liquid fertilizer to provide an adequate soil drench. Make one application in the spring when root growth begins and a second application in the fall. Direct applications to the soil surface under the canopy of the trees.
------------------------------------	--	--------------------------	--

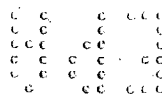
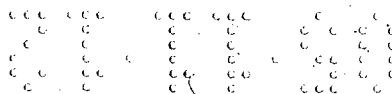
- Do not apply within 30 days of harvest (30-day PHI).



50/50

Crop	Target Diseases (Pathogen)	Product Use Rate (lb. a.i.)	Remarks
Tropical Fruit Kiwifruit	Root and Crown Rot (<i>Pythium and Phytophthora</i> spp.)	5.6-11.2 oz./ 40 gal. of water (0.175-0.35)	Soil Drench: Apply 1.0 qt. of Ridomil Gold EC solution as a soil drench in a one square foot area around the base of each vine. At the labeled rate of 5.6-11.2 oz., this will apply 0.175-0.350 lb. a.i./A if the planting density is 160 vines per acre. Make the first application in the fall after harvest or in February or early March. Make a second application in spring or approximately 60 days after the February or March application.
		11.2 oz. (0.35)	Banded Soil Application: Make up to five applications as a spray directed toward the soil in a 2- to 3-ft. band on each side of the row. Begin applications in April and follow with two additional applications on a 30-day interval. Make the fourth application in September and the final application approximately 30 days later, which must be at least 7 days before harvest.

- Do not apply within 7 days of harvest (7-day PHI).
- Do not apply more than 3.5 pt./A (1.75 lb. a.i./A) Ridomil Gold EC per growing season.



STORAGE AND DISPOSAL

Do not contaminate water, food, or feed by storage or disposal.

Pesticide Storage

Store in original containers only. Keep container closed when not in use. Do not store near food or feed. In case of spill on floor or paved surfaces, mop and remove to chemical waste storage area until proper disposal can be made if product cannot be used according to label.

Pesticide Disposal

Pesticide wastes are acutely hazardous. Improper disposal of excess pesticide, spray mixture, or rinsate is a violation of Federal law. If these wastes cannot be disposed of by use according to label instructions, contact your State Pesticide or Environmental Control Agency, or the Hazardous Waste representative at the nearest EPA Regional Office.

Container Handling [5 gallons or less]

Non-refillable container. Do not reuse or refill this container. Offer for recycling if available. Triple rinse container (or equivalent) promptly after emptying. Triple rinse as follows: Empty the remaining contents into application equipment or a mix tank and drain for 10 seconds after the flow begins to drip. Fill the container ¼ full with water and recap. Shake for 10 seconds. Pour rinsate into application equipment or a mix tank or store rinsate for later use and disposal. Drain for 10 seconds after the flow begins to drip. Repeat this procedure two more times. Then offer for recycling if available or puncture and dispose of in a sanitary landfill, or by incineration, or, if allowed by state and local authorities, by burning. If burned, stay out of smoke.

Container Handling [greater than 5 gallons]

Refillable container. Refill this container with pesticide only. Do not reuse the container for any other purpose. Cleaning the container before final disposal is the responsibility of the person disposing of the container. Cleaning before refilling is the responsibility of the refiller. To clean container before final disposal, empty the remaining contents from container into application equipment or mix tank. Fill the container about 10 percent full with water. Agitate vigorously or recirculate water with the pump for 2 minutes. Pour or pump rinsate into application equipment or rinsate collection system. Repeat this rinsing procedure two more times. Then offer for recycling if available or puncture and dispose of in a sanitary landfill, or by incineration, or, if allowed by state and local authorities, by burning. If burned, stay out of smoke.

CONTAINER IS NOT SAFE FOR FOOD, FEED OR DRINKING WATER.

ccc ccc ccc ccc c c c c
c c c c c c c c c c c c c
c c c c c c c c c c c c c
c c c c c c c c c c c c c

c c c c c
c c c c c
c c c c c
c c c c c
c c c c c

53/56

Base Label

GROUP 4 FUNGICIDE

Ridomil Gold® EC

Fungicide

For the control of certain diseases in various crops caused by the Oomycete class of fungi

Active Ingredients:	
Mefenoxam*	49.0%
Other Ingredients:	51.0%
Total:	100.0%

* CAS No. 70630-17-0 and 69516-34-3

Contains 4 lb. active ingredient per gallon.

KEEP OUT OF REACH OF CHILDREN.

CAUTION

See additional precautionary statements and directions for use inside booklet.

AGRICULTURAL USE REQUIREMENTS

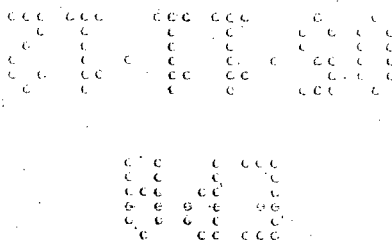
Use this product only in accordance with its labeling and with the Worker Protection Standard, 40 CFR part 170. Refer to supplemental labeling under "Agricultural Use Requirements" in the Directions for Use section for information about this standard.

EPA Reg. No. 100-801

EPA Est. 39578-TX-1

SCP 801B L9R 0311 [Product ID 81209]

_____ gallon
Net Contents



54/56

FIRST AID	
If in eyes	<ul style="list-style-type: none"> • Hold eye open and rinse slowly and gently with water for 15-20 minutes. • Remove contact lenses, if present, after the first 5 minutes, then continue rinsing eye. • Call a poison control center or doctor for treatment advice.
If on skin or clothing	<ul style="list-style-type: none"> • Take off contaminated clothing. • Rinse skin immediately with plenty of water for 15-20 minutes. • Call a poison control center or doctor for treatment advice.
If swallowed	<ul style="list-style-type: none"> • Call poison control center or doctor immediately for treatment advice. • Have person sip a glass of water if able to swallow. • Do not induce vomiting unless told to do so by the poison control center or doctor. • Do not give anything by mouth to an unconscious person.
If inhaled	<ul style="list-style-type: none"> • Move person to fresh air. • If person is not breathing, call 911 or an ambulance, then give artificial respiration, preferably mouth-to-mouth, if possible. • Call a poison control center or doctor for treatment advice.
Have the product container or label with you when calling a poison control center or doctor, or going for treatment.	
HOT LINE NUMBER For 24-Hour Medical Emergency Assistance (Human or Animal) or Chemical Emergency Assistance (Spill, Leak, Fire, or Accident) Call 1-800-888-8372	

PRECAUTIONARY STATEMENTS

Hazards to Humans and Domestic Animals

CAUTION

Causes moderate eye irritation. Harmful if swallowed or absorbed through skin. Avoid contact with skin, eyes, or clothing.

Environmental Hazards

Do not apply directly to water, or to areas where surface water is present, or to intertidal areas below the mean high water mark. Do not apply when weather conditions favor drift from treated areas. Do not contaminate water when disposing of equipment washwater or rinsate.

C C E L L L
 C C C C C C
 C C C C C C
 C C C C C C
 C C C C C C

55/56

Groundwater Advisory Statement

This chemical has properties and characteristics associated with chemicals detected in ground water. This chemical may leach into ground water if used in areas where soils are permeable, particularly where the water table is shallow.

Surface Water Label Advisory

This product may contaminate water through drift of spray in wind. This product has a high potential for runoff for several months or more after application. Poorly draining soils and soils with shallow water tables are more prone to produce runoff that contains this product. A level, well-maintained vegetative buffer strip between areas to which this product is applied and surface water features such as ponds, streams, and springs will reduce the potential for contamination of water from rainfall runoff. Runoff of this product will be reduced by avoiding applications when rainfall is forecast to occur within 48 hours.

Physical or Chemical Hazards

Do not use or store near heat or open flame.

STORAGE AND DISPOSAL

Do not contaminate water, food, or feed by storage or disposal.

Pesticide Storage

Store in original containers only. Keep container closed when not in use. Do not store near food or feed. In case of spill on floor or paved surfaces, mop and remove to chemical waste storage area until proper disposal can be made if product cannot be used according to label.

Pesticide Disposal

Pesticide wastes are acutely hazardous. Improper disposal of excess pesticide, spray mixture, or rinsate is a violation of Federal law. If these wastes cannot be disposed of by use according to label instructions, contact your State Pesticide or Environmental Control Agency, or the Hazardous Waste representative at the nearest EPA Regional Office.

Container Handling [5 gallons or less]

Non-refillable container. Do not reuse or refill this container. Offer for recycling if available. Triple rinse container (or equivalent) promptly after emptying. Triple rinse as follows: Empty the remaining contents into application equipment or a mix tank and drain for 10 seconds after the flow begins to drip. Fill the container 1/4 full with water and

U G C C C
C 2 C C C
C C C C C C
C C C C C C
C C C C C C
C C C C C C

56/56

recap. Shake for 10 seconds. Pour rinsate into application equipment or a mix tank or store rinsate for later use and disposal. Drain for 10 seconds after the flow begins to drip. Repeat this procedure two more times. Then offer for recycling if available or puncture and dispose of in a sanitary landfill, or by incineration, or, if allowed by state and local authorities, by burning. If burned, stay out of smoke.

Container Handling [greater than 5 gallons]

Refillable container. Refill this container with pesticide only. Do not reuse the container for any other purpose. Cleaning the container before final disposal is the responsibility of the person disposing of the container. Cleaning before refilling is the responsibility of the refiller. To clean container before final disposal, empty the remaining contents from container into application equipment or mix tank. Fill the container about 10 percent full with water. Agitate vigorously or recirculate water with the pump for 2 minutes. Pour or pump rinsate into application equipment or rinsate collection system. Repeat this rinsing procedure two more times. Then offer for recycling if available or puncture and dispose of in a sanitary landfill, or by incineration, or, if allowed by state and local authorities, by burning. If burned, stay out of smoke.

CONTAINER IS NOT SAFE FOR FOOD, FEED OR DRINKING WATER.

For minor spills, leaks, etc., follow all precautions indicated on this label and clean up immediately. Take special care to avoid contamination of equipment and facilities during cleanup and disposal of wastes. In the event of a major spill, fire, or other emergency, call 1-800-888-8372, day or night.

Ridomil Gold® and the Syngenta logo are trademarks of a Syngenta Group Company

©20__ Syngenta

Manufactured for:
Syngenta Crop Protection, LLC
P.O. Box 18300
Greensboro, North Carolina 27419-8300

RID GOL EC 801 MAS 0311 AMEND-C 1111-CLEAN – sw – 04/13/12
000100-00801.20111108C.RID_GOLD_EC-AMEND-C_1111-CLEAN.pdf

