

100-799

8/6/2009

10/20



UNITED STATES ENVIRONMENTAL PROTECTION AGENCY
WASHINGTON, D.C. 20460

OFFICE OF
PREVENTION, PESTICIDES AND
TOXIC SUBSTANCES

AUG 06 2009

Ms. Pat Dinnen
Label Group Leader, Regulatory Affairs
Syngenta Crop Protection, Inc.
P.O. Box 18300
Greensboro, NC 27419-8300

Subject: Label Notification for Pesticide Registration Notices 2007-4
(EPA Registration Number 100-799)

Dear Ms. Dinnen,

The Agency is in receipt of your Application for Pesticide Notification under Pesticide Registration Notice (PRN) 2007-4 dated May 7, 2009 for the product Apron XL[®] LS Fungicide (EPA Registration Number 100-799). The Registration Division (RD) has conducted its review of this request for its applicability under PRN 2007-4 and finds that the label changes requested fall within the scope of PRN 2007-4. The label submitted with the application has been stamped "Notification" and will be placed in our records.


Please be reminded that 40 CFR Part 156.140(a)(4) requires that a batch code, lot number, or other code identifying the batch of the pesticide distributed and sold be placed on nonrefillable containers. The code may appear either on the label (and can be added by non-notification/PR Notice 98-10) or durably marked on the container itself.

If you have any questions, please call me directly at 703-305-6249 or Steve Schaible of my staff at 703-308-9362.

Sincerely,

Rachel G. Halloman
Linda Arrington
Notifications & Minor Formulations Team Leader
Registration Division (7505P)
Office of Pesticide Programs

Please read instructions on reverse before completing form.

 United States Environmental Protection Agency Washington, DC 20460	<input type="checkbox"/> Registration <input type="checkbox"/> Amendment <input checked="" type="checkbox"/> Other	OPP Identifier Number
	Notification	

Application for Pesticide - Section I

1. Company/Product Number 100-799	2. EPA Product Manager Mary Waller	3. Proposed Classification <input checked="" type="checkbox"/> None <input type="checkbox"/> Restricted
4. Company/Product (Name) Apron XL LS Fungicide	PM# 21	
5. Name and Address of Applicant (Include ZIP Code) Syngenta Crop Protection, Inc. P. O. Box 18300 Greensboro, NC 27419 <input type="checkbox"/> Check if this is a new address	6. Expedited Review. In accordance with FIFRA Section 3(c)(3) (b)(i), my product is similar or identical in composition and labeling to: EPA Reg. No. NOTIFICATION Product Name AUG 06 2009	

Section - II

<input type="checkbox"/> Amendment - Explain below.	<input type="checkbox"/> Final printed labels in response to Agency letter dated _____
<input type="checkbox"/> Resubmission in response to Agency letter dated _____	<input type="checkbox"/> "Me Too" Application. _____
<input checked="" type="checkbox"/> Notification - Explain below.	<input type="checkbox"/> Other - Explain below.

Explanation: Use additional page(s) if necessary. (For Section I and Section II.)

Notification of label change per PR Notice 2007-4. This Notification is consistent with the guidance of PR Notice 2007-4 and the requirements of EPA's regulations at 40 CFR §§156.10, 156.140, 156.144 156.146, and 156.156. No other changes have been made to the labeling or the Confidential Statement of Formula for this product. I understand that it is a violation of 18 U.S.C. Sec. 1001 to willfully make any false statement to EPA. I further understand that if the amended label is not consistent with the requirements of 40 CFR §§156.10, 156.140, 156.144, 156.146, and 156.156, this product may be in violation of FIFRA and I may be subject to enforcement action and penalties under sections 12 and 14 of FIFRA.

Syngenta is amending the Storage and Disposal section of the label by Notification according to the directions stated in PR Notice 2007-4.

Section - III

1. Material This Product Will Be Packaged In:				2. Type of Container	
Child-Resistant Packaging <input type="checkbox"/> Yes* <input type="checkbox"/> No	Unit Packaging <input type="checkbox"/> Yes <input checked="" type="checkbox"/> No	Water Soluble Packaging <input type="checkbox"/> Yes <input checked="" type="checkbox"/> No		<input checked="" type="checkbox"/> Metal	<input type="checkbox"/> Plastic
*Certification must be submitted		If "Yes" Unit Packaging wgt. No. per Container	If "Yes" Unit Packaging wgt. No. per container	<input type="checkbox"/> Glass	<input type="checkbox"/> Paper
				<input type="checkbox"/> Other (Specify) _____	
3. Location of Net Contents Information <input checked="" type="checkbox"/> Label <input type="checkbox"/> Container		4. Size(s) Retail Container 1 gal., 30 gal.		5. Location of Label Directions <input checked="" type="checkbox"/> On Label <input type="checkbox"/> On Labeling accompanying product	
6. Manner in Which Label is Affixed to Product <input type="checkbox"/> Lithograph <input type="checkbox"/> Paper glued <input type="checkbox"/> Stenciled				<input checked="" type="checkbox"/> Other <u>Pressure Sensitive</u>	

Section - IV

1. Contact Point (Complete items directly below for identification of individual to be contacted, if necessary, to process this application.)					
Name Pat Dinnen		Title Label Group Leader		Telephone No. (Include Area Code) 336-632-2494	
Certification					6. Date Application Received (Stamped)
I certify that the statements I have made on this form and all attachments thereto are true, accurate and complete. I acknowledge that any knowingly false or misleading statement may be punishable by fine or imprisonment or both under applicable law.					
2. Signature <i>Pat Dinnen</i>		3. Title Regulatory Specialist			
4. Typed Name Pat Dinnen		5. Date May 7, 2009			



FedEx

May 7, 2009

Document Processing Desk (NOTIF)
Office of Pesticide Programs (7504P)
U.S. Environmental Protection Agency
Room S-4900, One Potomac Yard
2777 South Crystal Drive
Arlington, VA 22202-4501

Attention: Ms. Linda Arrington

**SUBJECT: APRON XL® LS FUNGICIDE
EPA REG. NO. 100-799
NOTIFICATION OF LABEL CHANGE PER PR NOTICE 2007-4**

Syngenta Crop Protection, Inc. is submitting Notification for Apron XL LS Fungicide, EPA Reg. No. 100-799. Syngenta is amending the Storage and Disposal section of the label by Notification according to the directions stated in PR Notice 2007-4.

Attached are:

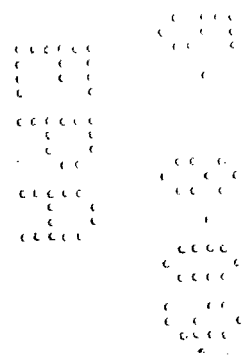
- One copy of the label with the changes clearly marked
- One unmarked copy of the label
- A CD of the unmarked copy of the label for "Electronic Comparison and Review"
- Certificate with Respect to Label Integrity Form
- Completed EPA Form 8570-1

Thank you in advance for approving this Notification. If you have any questions, please contact me at 336-632-2494.

Sincerely,

Pat Dinnen
Label Group Leader
Regulatory Affairs

Enclosures



AUG 06 2009 50920

Apron XL® LS

Fungicide

A seed treatment product for protection against *Pythium* and *Phytophthora* causing damping-off, seed rot, and systemic downy mildew diseases of certain crops

Active Ingredients:

Mefenoxam* 33.3%

Other Ingredients: 66.7%

Total: 100.0%

*CAS Nos. 70630-17-0 and 69516-34-3

Contains 3.0 lbs. active ingredient per gallon.

KEEP OUT OF REACH OF CHILDREN.

WARNING/AVISO

Si usted no entiende la etiqueta, busque a alguien para que se la explique a usted en detalle. (If you do not understand the label, find someone to explain it to you in detail.)

See additional precautionary statements and directions for use inside booklet.


EPA Reg. No. 100-799

EPA Est.

Product of
Formulated in

SCP 799A-

_____gallon
Net Contents



FIRST AID	
If swallowed	<ul style="list-style-type: none"> • Call a poison control center or doctor immediately for treatment advice. • Have person sip a glass of water if able to swallow. • Do not induce vomiting unless told to do so by a poison control center or doctor. • Do not give anything by mouth to an unconscious person.
If on skin or clothing	<ul style="list-style-type: none"> • Take off contaminated clothing. • Rinse skin immediately with plenty of water for 15-20 minutes. • Call a poison control center or doctor for treatment advice.
If in eyes	<ul style="list-style-type: none"> • Hold eye open and rinse slowly and gently with water for 15-20 minutes. Remove contact lenses, if present, after the first 5 minutes, then continue rinsing eye. • Call a poison control center or doctor for treatment advice.
Have the product container or label with you when calling a poison control center or doctor or going for treatment.	
HOT LINE NUMBER For 24 Hour Medical Emergency Assistance (Human or Animal) or Chemical Emergency Assistance (Spill, Leak, Fire, or Accident), Call 1-800-888-8372	

PRECAUTIONARY STATEMENTS

Hazards to Humans and Domestic Animals

WARNING/AVISO

Causes substantial but temporary eye irritation. Harmful if swallowed or absorbed through skin. Avoid contact with skin, eyes or clothing.

Personal Protective Equipment (PPE)

Some materials that are chemical resistant to this product are listed below. If you want more options, follow the instructions for Category A on an EPA chemical-resistance category selection chart.

Applicators and other handlers must wear:

- Long-sleeved shirt and long pants
- Chemical-resistant gloves made of any waterproof material
- Shoes plus socks
- Protective eyewear

Discard clothing and other absorbent materials that have been drenched or heavily contaminated with this product's concentrate. Do not reuse them. Follow manufacturer's instructions for cleaning/maintaining PPE. If no such instructions for washables, use detergent and hot water. Keep and wash PPE separately from other laundry.

Engineering Control Statements

When handlers use closed systems in a manner that meets the requirements listed in the Worker Protection Standard (WPS) for agricultural pesticides [40 CFR 170.240(d)(4-6)], the handler PPE requirements may be reduced or modified as specified in the WPS.

User Safety Recommendations

Users should:


- Wash hands before eating, drinking, chewing gum, using tobacco, or using the toilet.
- Remove clothing immediately if pesticide gets inside. Then wash thoroughly and put on clean clothing.

Environmental Hazards

Do not apply directly to water, to areas where surface water is present, or to intertidal areas below the mean high water mark. Apply only as specified on this label. Do not contaminate water when disposing of equipment wash water or rinsate.

Groundwater Advisory

This chemical is known to leach through soil into groundwater under certain conditions as a result of agricultural use. Use of this chemical in areas where soils are permeable, particularly where the water table is shallow, may result in groundwater contamination.



CONDITIONS OF SALE AND LIMITATION OF WARRANTY AND LIABILITY

NOTICE: Read the entire Directions for Use and Conditions of Sale and Limitation of Warranty and Liability before buying or using this product. If the terms are not acceptable, return the product at once, unopened, and the purchase price will be refunded.

The Directions for Use of this product must be followed carefully. It is impossible to eliminate all risks inherently associated with the use of this product. Crop injury, ineffectiveness or other unintended consequences may result because of such factors as manner of use or application, weather or crop conditions, presence of other materials or other influencing factors in the use of the product, which are beyond the control of SYNGENTA CROP PROTECTION, Inc. or Seller. To the extent permitted by applicable law, Buyer and User agree to hold SYNGENTA and Seller harmless for any claims relating to such factors.

SYNGENTA warrants that this product conforms to the chemical description on the label and is reasonably fit for the purposes stated in the Directions for Use, subject to the inherent risks referred to above, when used in accordance with directions under normal use conditions. To the extent permitted by applicable law: (1) this warranty does not extend to the use of the product contrary to label instructions or under conditions not reasonably foreseeable to or beyond the control of Seller or SYNGENTA, and, (2) Buyer and User assume the risk of any such use. **TO THE EXTENT PERMITTED BY APPLICABLE LAW, SYNGENTA MAKES NO WARRANTIES OF MERCHANTABILITY OR OF FITNESS FOR A PARTICULAR PURPOSE NOR ANY OTHER EXPRESS OR IMPLIED WARRANTY EXCEPT AS WARRANTED BY THIS LABEL.**

To the extent permitted by applicable law, in no event shall SYNGENTA be liable for any incidental, consequential or special damages resulting from the use or handling of this product. **TO THE EXTENT PERMITTED BY APPLICABLE LAW, THE EXCLUSIVE REMEDY OF THE USER OR BUYER, AND THE EXCLUSIVE LIABILITY OF SYNGENTA AND SELLER FOR ANY AND ALL CLAIMS, LOSSES, INJURIES OR DAMAGES (INCLUDING CLAIMS BASED ON BREACH OF WARRANTY, CONTRACT, NEGLIGENCE, TORT, STRICT LIABILITY OR OTHERWISE) RESULTING FROM THE USE OR HANDLING OF THIS PRODUCT, SHALL BE THE RETURN OF THE PURCHASE PRICE OF THE PRODUCT OR, AT THE ELECTION OF SYNGENTA OR SELLER, THE REPLACEMENT OF THE PRODUCT.**

SYNGENTA and Seller offer this product, and Buyer and User accept it, subject to the foregoing Conditions of Sale and Limitation of Warranty and Liability, which may not be modified except by written agreement signed by a duly authorized representative of SYNGENTA.

DIRECTIONS FOR USE

It is a violation of federal law to use this product in a manner inconsistent with its labeling.

Apron XL LS should be used only in accordance with recommendations on this label or in separately published Syngenta supplemental labeling recommendations for this product.

Do not apply this product in a way that will contact workers or other persons, either directly or through drift. Only protected handlers may be in the area during application. For any requirements specific to your State or Tribe, consult the agency responsible for pesticide regulation.

AGRICULTURAL USE REQUIREMENTS

Use this product only in accordance with its labeling and with the Worker Protection Standard, 40 CFR part 170. This Standard contains requirements for the protection of agricultural workers on farms, forests, nurseries, and greenhouses, and handlers of agricultural pesticides. It contains requirements for training, decontamination, notification, and emergency assistance. It also contains specific instructions and exceptions pertaining to the statements on this label about personal protective equipment (PPE) and restricted-entry interval. The requirements in this box only apply to uses of this product that are covered by the Worker Protection Standard.

Do not enter or allow worker entry into treated areas during the restricted-entry interval (REI) of 48 hours. Exception: If the seed is treated with the product and the treated seed is soil-injected or soil-incorporated, the Worker Protection Standard, under certain circumstances, allows workers to enter the treated area if there will be no contact with anything that has been treated.

PPE required for early entry to treated areas that is permitted under the Worker Protection Standard and that involves contact with anything that has been treated, such as plants, soil, or water is:

- Coveralls
- Chemical-resistant gloves made of any waterproof material
- Shoes plus socks
- Protective eyewear

FAILURE TO FOLLOW THE DIRECTIONS FOR USE AND PRECAUTIONS ON THIS LABEL MAY RESULT IN CROP INJURY, POOR DISEASE CONTROL, OR ILLEGAL RESIDUES.

GENERAL INFORMATION

Apron XL LS is a systemic fungicide seed dressing specifically for protection against systemic downy mildews and diseases caused by soil-borne *Pythium* and *Phytophthora* spp. When a rate range is specified, use higher rates of Apron XL LS when the disease pressure is expected to be high.

For protection against other soil-borne diseases, such as *Rhizoctonia* spp., Apron XL LS should be applied in combination with other registered seed dressing fungicides.

Note: Apron XL LS is a systemic fungicide having a specific mode of action. Apron XL LS could be subject to development of insensitive strains of fungi. Development of insensitivity cannot be predicted. Therefore, Syngenta cannot assume liability for crop damage resulting from insensitive strains of fungi. Consult with your State Agricultural Experiment Station or Extension Service Specialist for guidance and ways to control any possible Apron XL LS insensitive strains of fungi which may occur.

Apron XL LS may be applied as a water-based slurry with other registered seed treatment insecticides and fungicides through standard slurry- or mist-type commercial seed treatment equipment.

Mixing Instructions

Prepare no more mixture than is required for the immediate operation. Agitate the solution continuously during mixing and during application. Mechanical agitation is recommended for proper mixing of Apron XL LS mixtures.


Apron XL LS Alone: Add $\frac{1}{4}$ - $\frac{1}{2}$ of the required amount of water to the mix tank. With the agitator running, add the Apron XL LS to the tank. Continue agitation while adding the remainder of the water. Begin application of the solution after the Apron XL LS has completely dispersed into the mix water. Maintain agitation until all of the mixture has been applied.

Apron XL LS + Tank Mixtures: Add $\frac{1}{4}$ - $\frac{1}{2}$ of the required amount of water to the mix tank. Start the agitator before adding any tank mix partners. In general, tank mix partners should be added in this order: wettable powders, dry flowable formulations, liquid flowable formulations, liquids such as Apron XL LS, and emulsifiable concentrates. Always allow each tank mix partner to become fully dispersed before adding the next product. Provide sufficient agitation while adding the remainder of the water and the Apron XL LS to the mix tank. Allow the Apron XL LS to completely disperse into the mix water. Maintain agitation until all of the mixture has been applied.

Note: When using Apron XL LS in tank mixtures, all products in water-soluble packaging should be added to the tank before any other tank mix partner, including Apron XL LS. Allow the water-soluble packaging to completely dissolve and the product(s) to completely disperse before adding any other tank mix partner to the tank.

If using Apron XL LS in a tank mixture with other seed treatment products, observe all directions for use, crops/sites, use rates, dilution ratios, precautions, and limitations which appear on the tank mix partner label. No label dosage should be exceeded and the most restrictive label precautions and limitations should be followed. This product should not be mixed with any product which prohibits such mixing.

Note: Federal law requires that bags containing treated seeds shall be labeled with the following information: "This seed has been treated with mefenoxam fungicide. Do not use for feed, food, or oil purposes. Store away from feeds and foodstuffs." **Use with an EPA-approved dye that imparts an unnatural color to the seed.**



SEED TREATMENT - DOMESTIC USE

Brassica (Cole) Leafy Vegetables	Broccoli (including Chinese and raab), brussels sprouts, cabbage (including Chinese bok choy, Chinese napa and Chinese mustard), cauliflower, cavalo broccolo, collards, kale, kohlrabi, mizuna, mustard greens, mustard spinach, and rape greens.
	For direct seeded crops and for seeds sown for transplant purposes: For Pythium damping-off protection, apply Apron XL as a seed treatment at 0.085-0.64 fl. oz./100 lbs. of seed. For seeds sown for transplant production: Always use Apron XL seed treatment with a label rate of Dynasty. Do not apply a preplant or an at-plant application of mefenoxam or metalaxyl products to seed treated with Apron XL. However, Ridomil Gold products can be applied beginning 6 weeks after transplanting.
Bulb Vegetables	Garlic (including great-headed), leek, onion (dry bulb and green), welch onion, and shallot.
	For Pythium damping-off protection: Apply Apron XL LS as a seed treatment at 0.085-0.64 fl. oz./100 lbs. of seed.
Canola	For Pythium damping-off protection: Apply Apron XL LS as a seed treatment at 0.32 fl. oz./100 lbs. of seed.
Carrots	For Pythium damping-off protection: Apply Apron XL LS as a seed treatment at 0.32-0.64 fl. oz./100 lbs. of seed.
Cereal Grains	Wheat, barley, rye, oats, millet, rice, corn (field corn, sweet corn, and popcorn), buckwheat, and triticale.
	For Pythium damping-off protection: See rates and application directions for each cereal grain crop listed below. Refer to the General Information section of this for additional guidance on rate selection for Apron XL LS.
	Field Corn and Popcorn: For Pythium seed rot and damping-off protection in field corn and popcorn, apply Apron XL LS as shown below. For a greater spectrum of seedling disease protection of corn, combine Apron XL LS with Maxim® XL, Dynasty®, or Maxim® 4FS.

Apron XL Use Rate			
Expected <i>Pythium</i> pressure	fl. oz./100 lbs. seed	fl. oz./80,000 kernel count	mg active ingredient per kernel
Low to Moderate	0.0425	0.019	0.0025
High	0.085	0.038	0.005

Note: Apron XL LS contains 10.42 grams of active ingredient per ounce.

Sweet Corn: For *Pythium* seed rot and damping-off protection in sweet corn or when applied in combination with Maxim or Captan products at labeled rates: Apply Apron XL LS as a seed treatment at 0.32 fl. oz./100 lbs. of seed when low to moderate *Pythium* pressure is expected, or at 0.64 fl. oz./100 lbs. of seed when a high level of *Pythium* pressure is expected.

All sweet corn seed treated with Apron XL LS should be planted and not carried over to the following year.

For systemic downy mildew protection of sweet corn: Apply Apron XL LS as a seed treatment at the rate of 1.28 fl. oz./100 lbs. of seed.

Wheat, Barley, Rye, Triticale, and Oats: For *Pythium* damping-off protection in wheat, barley, rye, triticale, and oats when applied in combination with Dividend® or other seed treatment products labeled for disease control in these crops: Apply Apron XL LS as a seed treatment at 0.0425-0.085 fl. oz./100 lbs. of seed.

Rice: For *Pythium* seed rot and damping-off protection in rice when applied in combination with Vitavax® 200, 42-S, Thiram, or RTU® Vitavax-Thiram at labeled rates: Apply Apron XL LS as a seed treatment at 0.0425-0.085 fl. oz./100 lbs. of seed.

Cotton

For *Pythium* seed rot and damping-off protection: Apply Apron XL LS as a seed treatment to machine-delinted or acid delinted cottonseed at the rate of 0.32-0.64 fl. oz./100 lbs. of seed.

Cucurbits	<p>Chayote (fruit), Chinese waxgourd, citron melon, cucumber, gherkin, edible gourd (includes hyotan, cucuzza, Chinese okra, and hechima), <i>Momordica</i> spp. (includes balsam apple, balsam pear, bitter melon, Chinese cucumber), muskmelon (includes true cantaloupe, cantaloupe, casaba, crenshaw melon, golden pershaw melon, honeydew melon, honey balls, mango melon, Persian melon, pineapple melon, Santa Claus melon, and snake melon), pumpkin, summer squash (includes crookneck squash, scallop squash, straightneck squash, vegetable marrow, zucchini), winter squash (includes butternut squash, calabaza, hubbard squash), <i>Cucumis mixta</i>; <i>Cucumis pepo</i> (includes acorn squash, spaghetti squash), watermelon (includes hybrids and/or varieties of <i>Citrullus lanatus</i>.)</p> <p>For direct seeded crops and for seeds sown for transplant purposes: For Pythium damping-off protection, apply Apron XL as a seed treatment at 0.085-0.64 fl. oz./100 lbs. of seed. For seeds sown for transplant production: Always use Apron XL seed treatment with a label rate of Dynasty. Do not apply a preplant or an at-plant application of mefenoxam or metalaxyl products to seed treated with Apron XL. However, Ridomil Gold products can be applied beginning 6 weeks after transplanting.</p>
Forage Grasses	<p>All grasses (including bermudagrass, fescue, bromegrass), Graminae family (either green or cured, except sugarcane) and those included in the cereal grains group that will be fed to or grazed by livestock, all pasture and range grasses, and grasses grown for silage or for hay.</p> <p>For Pythium damping-off protection: Apply Apron XL LS as a seed treatment at 0.085-0.64 fl. oz./100 lbs. of seed.</p>
Forage Legumes	<p>Alfalfa, clover, lespedeza, beans (for forage), soybeans (for forage), soybean hay, peas (for forage), pea vine hay, cowpeas (for forage), cowpea hay, trefoil, vetch, and velvet beans (for forage).</p> <p>For Pythium damping-off and early season Phytophthora protection: Apply Apron XL LS as a seed treatment at the rate of 0.64 fl. oz./100 lbs. of seed.</p> <p>For suppression of early season downy mildew in alfalfa and soybeans: Apply Apron XL LS as a seed treatment at the rate of 0.64 fl. oz./100 lbs. of seed.</p>

<p>Legume Vegetables and Okra</p>	<p>Black-eyed peas, cowpeas, edible soybeans, field beans, chick peas (garbanzo beans), field peas, garden peas, green beans, kidney beans, lima beans, navy beans, okra, peas, pinto beans, pole beans, snap beans, string beans, wax beans, lentils, and lupines.</p> <p>For Pythium damping-off protection: Apply Apron XL LS as a seed treatment at 0.16-0.64 fl. oz./100 lbs. of seed.</p> <p>For Pythium damping-off protection in field beans, kidney beans, navy beans, pinto beans, and lentils when disease pressure is expected to be low: Apply Apron XL LS as a seed treatment at 0.085-0.32 fl. oz./100 lbs. of seed in combination with other seed treatment products labeled for these crops.</p> <p>For early season Phytophthora protection: Apply Apron XL LS as a seed treatment at 0.64 fl. oz./100 lbs. of seed.</p> <p>For Pythium damping-off and systemic downy mildew protection of peas: Apply Apron XL LS as a seed treatment at the rate of 1.28 fl. oz./100 lbs. of seed.</p>
<p>Millet</p>	<p>For Pythium damping-off protection: Apply Apron XL LS as a seed treatment at 0.085-0.64 fl. oz./100 lbs. of seed.</p> <p>For systemic downy mildew protection: Apply Apron XL LS as a seed treatment at 1.28 fl. oz./100 lbs. of seed.</p>
<p>Peanuts</p>	<p>For Pythium seed rot and damping-off protection: Apply Apron XL LS as a seed treatment at 0.16-0.64 fl. oz./100 lbs. of seed.</p>
<p>Root and Tuber Vegetables (except Potatoes)</p>	<p>Arracacha, arrowroot, artichoke (Chinese and Jerusalem), beet (garden and sugar), burdock (edible), canna (edible), carrot, cassava (bitter and sweet), celery root, chayote, chervil, chicory, chufa, dasheen, ginger, ginseng, horseradish, leek, parsley (turnip-rooted), parsnip, radish (includes oriental daikon), rutabaga, salsify (includes black and Spanish), skirret, sweet potato, tanier, turmeric, turnip, yam bean (jicama, manioc pea), yam.</p> <p>For Pythium damping-off protection: Apply Apron XL LS as a seed treatment at 0.085-0.64 fl. oz./100 lbs. of seed.</p> <p>Note: Do not apply Apron XL LS to potatoes.</p>

Sorghum	<p>For Pythium damping-off protection on all sorghum cultivars: Use 0.32-0.64 fl. oz. of Apron XL LS per 100 lbs. of seed applied as a seed treatment.</p> <p>For Pythium damping-off protection when disease pressure is expected to be low: Apply Apron XL LS as a seed treatment at 0.085-0.32 fl. oz./100 lbs. of seed in combination with Maxim or Captan products at labeled rates.</p> <p>For systemic downy mildew protection: Apply 0.32-0.64 fl. oz. of Apron XL LS per 100 lbs. of seed on cultivars which possess sorghum downy mildew resistance. To those cultivars which do not possess resistance to a particular race of sorghum downy mildew grown in areas with recent history of severe disease, apply 1.28 fl. oz. of Apron XL LS per 100 lbs. of seed as a seed treatment.</p> <p>Note: Seed treated with the 1.28 fl. oz. rate should be planted and not carried over to the following year.</p> <p>Only high quality sorghum seed (90% germ and above) should be treated with Apron XL LS.</p>
Soybeans	<p>For Pythium damping-off and early season Phytophthora protection: Apply Apron XL LS as a seed treatment at the rate of 0.16-0.64 fl. oz./100 lbs. of seed. For best early season Phytophthora protection, use the higher rate.</p> <p>For Pythium damping-off protection when disease pressure is expected to be low: Apply Apron XL LS as a seed treatment at 0.085-0.32 fl. oz./100 lbs. of seed in combination with other seed treatment products labeled for soybeans.</p>
Sunflower	<p>For systemic downy mildew protection: Apply Apron XL LS as a seed treatment at 1.28 fl. oz./100 lbs. of seed or 0.029 mg active ingredient per seed.</p>
Turfgrasses (All)	<p>For Pythium damping-off protection on golf courses, home lawns, reclamation, and erosion control projects: Apply Apron XL LS as a seed treatment at the rate of 0.64-1.28 fl. oz./100 lbs. of seed.</p> <p>Note: For long-term protection of Pythium in areas when using Apron XL LS-treated seed, make an application of Subdue MAXX® 7-10 days after seeding.</p>

SEED TREATMENT-EXPORT USE

FOR TREATMENT OF THE FOLLOWING SEED FOR EXPORT ONLY TO COUNTRIES REQUIRING TREATMENT WITH APRON XL LS BEFORE IMPORTATION. User should verify actual registered rate in country of destination and/or use.

Brassica (Cole) Leafy Vegetables	For Pythium damping-off protection: Apply Apron XL LS as a seed treatment at 0.32-0.64 fl. oz./100 lbs. of seed.
Corn	For Pythium damping-off protection: Apply Apron XL LS as a seed treatment at 0.32-0.64 fl. oz./100 lbs. of seed. For systemic downy mildew protection: Apply Apron XL LS as a seed treatment at 2.2 fl. oz./100 lbs. of seed.
Cucurbits	For Pythium damping-off protection: Apply Apron XL LS as a seed treatment at 0.32-0.64 fl. oz./100 lbs. of seed.
Fruiting Vegetables (e.g., tomatoes, peppers, eggplant)	For Pythium damping-off protection: Apply Apron XL LS as a seed treatment at 0.32-0.64 fl. oz./100 lbs. of seed.
Leafy Vegetables	For Pythium damping-off protection: Apply Apron XL LS as a seed treatment at 0.32-0.64 fl. oz./100 lbs. of seed.
Millet	For Pythium damping-off protection: Apply Apron XL LS as a seed treatment at 0.32-0.64 fl. oz./100 lbs. of seed. For systemic downy mildew protection: Apply Apron XL LS as a seed treatment at 2.4 fl. oz./100 lbs. of seed.
Onions	For Pythium damping-off protection: Apply Apron XL LS as a seed treatment at 0.32-0.64 fl. oz./100 lbs. of seed.
Peas	For Pythium damping-off and early season Phytophthora protection: Apply Apron XL LS as a seed treatment at 0.64-1.28 fl. oz./100 lbs. of seed. For downy mildew protection, apply Apron XL LS as a seed treatment at 1.28 fl. oz./100 lbs. of seed.
Root and Tuber Vegetables	For Pythium damping-off protection: Apply Apron XL LS as a seed treatment at 0.32-0.64 fl. oz./100 lbs. of seed. Note: Do not apply Apron XL LS to potatoes.
Sorghum	For Pythium damping-off protection: Apply Apron XL LS as a seed treatment at 0.32-0.64 fl. oz./100 lbs. of seed. For systemic downy mildew protection: Apply Apron XL LS as a seed treatment at 2.2 fl. oz./100 lbs. of seed.
Sunflower	For systemic downy mildew protection: Apply Apron XL LS as a seed treatment at 3.75-4.45 fl. oz./100 lbs. of seed.

Seed treated in accordance with the export use pattern must be labeled as follows:
FOR EXPORT ONLY - NOT FOR DOMESTIC SALE OR USE.

STORAGE AND DISPOSAL

Do not contaminate water, food, or feed by storage or disposal. Open dumping is prohibited.

Pesticide Storage

Store in a cool, dry place.

Pesticide Disposal

Wastes resulting from the use of this product may be disposed of on-site or at an approved waste disposal facility.

Container Disposal Handling [< 5 gallons]

Non-refillable container. Do not reuse or refill this empty container. Offer for recycling if available. Triple rinse container (or equivalent) promptly after emptying. Triple rinse as follows: Empty the remaining contents into application equipment or a mix tank. Drain for 10 seconds after the flow begins to drip. Fill the container ¼ full with water and recap. Shake for 10 seconds. Pour rinsate into application equipment or a mix tank or store rinsate for later use and disposal. Drain for 10 seconds after the flow begins to drip. Repeat this procedure two more times. Then offer for recycling if available or, puncture and dispose of in a sanitary landfill, or by incineration, or, if alternatives allowed by state and local authorities, by burning. If burned, stay out of smoke.

Container Handling [> 5 gallons] FOR Bulk and MiniBulk CONTAINERS


~~CONTAINER DISPOSAL: Reseal container and offer for reconditioning, or triple rinse (or equivalent) and offer for recycling or reconditioning, or clean in accordance with manufacturer's instructions.~~

~~CONTAINER PRECAUTIONS: Before refilling, inspect thoroughly for damage, such as cracks, punctures, bulges, dents, abrasions and damaged or worn threads on closure devices.~~

Non-refillable container. Do not reuse or refill this container. Offer for recycling if available. Triple rinse container (or equivalent) promptly after emptying. Triple rinse as follows: Empty the remaining contents into application equipment or a mix tank. Fill the container ¼ full with water. Replace and tighten closures. Tip container on its side and roll it back and forth, ensuring at least once complete revolution, for 30 seconds. Stand the container on its end and tip it back and forth several times. Turn the container over onto its other end and tip it back and forth several times. Empty the rinsate into application equipment or a mix tank or store rinsate for later use and disposal. Repeat this procedure two more times. Then offer for recycling if available or puncture and dispose of in a sanitary landfill, or by incineration, or, if allowed by state and local

~~authorities, by burning. If burned, stay out of smoke. Refill only with Apron XL LS: The contents of this container cannot be completely removed by cleaning. Refilling with materials other than Apron XL LS will result in contamination and may weaken container. After filling and before transporting, check for leaks. Do not refill or transport damaged or leaking container.~~

For minor spills, leaks, etc., follow all precautions indicated on this label and clean up immediately. Take special care to avoid contamination of equipment and facilities during cleanup and disposal of wastes.

Apron XL®, Dividend®, Dynasty®, Maxim®, Subdue MAXX®, the Syngenta logo, and the CP FRAME  are trademarks of a Syngenta Group Company

RTU® and Vitavax® are trademarks of Gustafson, Inc.

©200X Syngenta

For non-emergency (e.g., current product information) call
Syngenta Crop Protection at 1-800-334-9481.

Manufactured for:
Syngenta Crop Protection, Inc.
P.O. Box 18300
Greensboro, North Carolina 27419-8300
www.syngenta-us.com

SCP 799A-

Apron XL LS 799 Master PRN2007-4 NOTIF-MAY2009-pl-5/6/09

