

100-792

03/30/2004

1/13

Ridomil Gold® PC

Granular Fungicide

For the control of diseases of beans, cotton, and peanuts caused by Pythium and Rhizoctonia

Active Ingredients:

Pentachloronitrobenzene (PCNB)	10.00%
(R)-2-[(2,6-dimethylphenyl)- methoxyacetylamino]-propionic acid methyl ester	0.48%
<u>Related Compounds:</u>	<u>0.02%</u>
<u>Other Ingredients:</u>	<u>89.50%</u>
Total:	100.00%

KEEP OUT OF REACH OF CHILDREN.

WARNING/AVISO

Si usted no entiende la etiqueta, busque a alguien para que se la explique a usted en detalle. (If you do not understand the label, find someone to explain it to you in detail.)

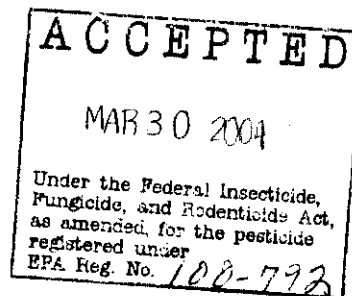
See additional precautionary statements and directions for use on back of bag.

EPA Reg. No. 100-792
EPA Est. 5905-GA-1

Product ID. 52671

SCP 792A-M

__ pounds
Net Weight



FIRST AID	
If on skin or clothing	<ul style="list-style-type: none"> • Take off contaminated clothing. • Rinse skin immediately with plenty of water for 15-20 minutes. • Call a poison control center or doctor for treatment advice.
If in eyes	<ul style="list-style-type: none"> • Hold eye open and rinse slowly and gently with water for 15-20 minutes. Remove contact lenses, if present, after the first 5 minutes, then continue rinsing eye. • Call a poison control center or doctor for treatment advice.
<p>Have the product container or label with you when calling a poison control center or doctor, or going for treatment.</p>	
<p>HOT LINE NUMBER For 24 Hour Medical Emergency Assistance (Human or Animal) or Chemical Emergency Assistance (Spill, Leak, Fire, or Accident), Call 1-800-888-8372</p>	

PRECAUTIONARY STATEMENTS

Hazards to Humans and Domestic Animals

WARNING/AVISO

Causes moderate eye irritation. Harmful if absorbed through skin. Avoid contact with skin, eyes, or clothing. Wash thoroughly with soap and water after handling.

Personal Protective Equipment (PPE)

Applicators and other handlers must wear:

- Long-sleeved shirt and long pants
- Chemical resistant gloves made of any waterproof material
- Shoes plus socks

Discard clothing and other absorbent materials that have been drenched or heavily contaminated with this product's concentrate. Do not reuse them. Follow manufacturer's instructions for cleaning/maintaining PPE. If no such instructions for washables, use detergent and hot water. Keep and wash PPE separately from other laundry.

Engineering Control Statements

When handlers use closed systems or enclosed cabs in a manner that meets the requirements listed in the Worker Protection Standard (WPS) for agricultural pesticides [40 CFR 170.240(d)(4-6)], the handler PPE requirements may be reduced or modified as specified in the WPS.

User Safety Recommendations

Users should:


- Wash hands before eating, drinking, chewing gum, using tobacco, or using the toilet.
- Remove clothing immediately if pesticide gets inside. Then wash thoroughly and put on clean clothing.

Environmental Hazards

This product is toxic to fish and aquatic organisms. Do not apply directly to water, to areas where surface water is present, or to intertidal areas below the mean high water mark. Cover or incorporate all granules. Do not contaminate water when disposing of equipment washwater.

Groundwater Advisory

This chemical is known to leach through soil into groundwater under certain conditions as a result of agricultural use. Use of this chemical in areas where soils are permeable, particularly where the water table is shallow, may result in groundwater contamination.



DIRECTIONS FOR USE

It is a violation of federal law to use this product in a manner inconsistent with its labeling.

Do not apply this product in a way that will contact workers or other persons, either directly or through drift. Only protected handlers may be in the area during application. For any requirements specific to your State or Tribe, consult the agency responsible for pesticide regulation.

AGRICULTURAL USE REQUIREMENTS

Use this product only in accordance with its labeling and with the Worker Protection Standard, 40 CFR part 170. This Standard contains requirements for the protection of agricultural workers on farms, forests, nurseries, and greenhouses, and handlers of agricultural pesticides. It contains requirements for training, decontamination, notification, and emergency assistance. It also contains specific instructions and exceptions pertaining to the statements on this label about personal protective equipment (PPE) and restricted-entry interval. The requirements in this box only apply to uses of this product that are covered by the Worker Protection Standard.

Do not enter or allow worker entry into treated areas during the restricted entry interval (REI) of 48 hours. Exception: If the product is soil-injected or soil-incorporated, the Worker Protection Standard, under certain circumstances, allows workers to enter the treated area if there will be no contact with anything that has been treated.

PPE required for early entry to treated areas that is permitted under the Worker Protection Standard and that involves contact with anything that has been treated, such as plants, soil, or water is:

- Coveralls
- Chemical resistant gloves made of any waterproof material
- Shoes plus socks

FAILURE TO FOLLOW THE DIRECTIONS FOR USE AND PRECAUTIONS ON THIS LABEL MAY RESULT IN POOR DISEASE CONTROL OR CROP INJURY.

STORAGE AND DISPOSAL

Do not contaminate water, food, or feed by storage, disposal, or cleaning of equipment. Open dumping is prohibited.

Pesticide Storage

Store in a dry place.

Pesticide Disposal

Wastes resulting from the use of this product are toxic. Improper disposal of unused pesticide is a violation of federal law. Pesticide that cannot be used according to label instructions must be disposed of according to federal, state, or local procedures. For guidance in proper disposal methods, contact your State Pesticide or Environmental Control Agency, or the Hazardous Waste representative at the nearest EPA Regional Office.

Container Disposal

Plastic Containers: Triple rinse (or equivalent); then offer for recycling or reconditioning, or puncture and dispose of in a sanitary landfill or alternatives allowed by State and local authorities.

Paper Bags: Completely empty bag into application equipment. Dispose of empty bag in a sanitary landfill or by incineration, or by open burning, if allowed by state and local authorities. If burned, keep out of smoke.

Fiber Drums with Liners: Completely empty liner by shaking and tapping sides and bottom to loosen clinging particles. Empty residue into application equipment. Then dispose of liner in a sanitary landfill or alternatives allowed by State and local authorities. If drum is contaminated and cannot be reused, dispose of in the same manner.

For minor spills, etc., follow all precautions indicated on this label and clean up immediately. Take special care to avoid contamination of equipment and facilities during cleanup and disposal of wastes. In the event of a major spill, fire, or other emergency, call 1-800-888-8372, day or night.

GENERAL INFORMATION

Ridomil Gold PC is a granular fungicide containing 0.50% Ridomil Gold active ingredient, a systemic fungicide, and 10% PCNB (pentachloronitrobenzene). It provides control of damping-off and seed and seedling rot diseases in beans, cotton, and peanuts caused by *Pythium* and *Rhizoctonia*. Ridomil Gold PC will also provide suppression of pod rot in peanuts caused by *Sclerotium rolfsii*.

Note: Ridomil Gold PC is a systemic fungicide having a specific mode of action and could be subject to development of insensitive strains of fungi. Development of insensitivity cannot be predicted. Therefore, Syngenta cannot assume liability for crop damage resulting from insensitive strains of fungi. Consult with your State Agricultural Experiment Station or Extension Service Specialist for guidance or ways to control any possible Ridomil Gold insensitive strains of fungi which may occur.

Applicator Settings


It is important that the user calibrate each individual granular applicator before its use. The settings in the chart under the **Cotton** section below **SHOULD ONLY BE USED AS A STARTING POINT**. Even after calibration, it is best to check the actual application rate under your operating conditions. Application rates can vary due to changing moisture conditions, equipment wear, normal variation in product bulk density and particle size distribution.

Calibration: To calibrate a granular applicator, follow the procedure as outlined below:

1. Fill the hopper with Ridomil Gold PC.
2. Attach a plastic bag to the spout opening.
3. Refer to the chart in the **Cotton** section of this label and adjust the setting on the applicator to match the desired rate per acre.
4. Measure off 1,000 linear ft. and drive at the speed selected.
5. Weigh or measure the volume of each bag, change settings as needed to obtain the desired rate and repeat steps 2-5 until the setting delivers the correct number of ounces per 1,000 ft.
6. Repeat steps 1-5 for each applicator box.

Conversions:

1. Time to cover 1,000 ft. at:
 - 2 mph = 5 min. 40 sec.
 - 3 mph = 3 min. 54 sec.
 - 4 mph = 2 min. 50 sec.
 - 5 mph = 2 min. 16 sec.
 - 6 mph = 1-min. 57 sec.



2. Ounces (wt.) of granules to **approximate** ounces (volume):

6 oz. wt. = 8 fl. oz. (1 level cup)

When calibrating granular applicators, follow the recommendations below:

1. To reduce granule flow variability, adjust orifice openings by moving the controls in one direction only, such as from the closed position to open.
2. Granule flow through an orifice is not always proportional to ground speed, so make calibration checks at the same speed at which you plant and maintain that ground speed as constantly as possible when planting.
3. Granular pesticide products vary considerably in size, density, and particle shape, so recalibrate applicators whenever you change brands and/or formulations. The same brand can even change from year to year.
4. Changing humidity and temperature during the day can change the flow rate of granules through the applicator's orifice. Recalibrate when conditions change and periodically readjust orifice settings to compensate.
5. Know the recommended rate. For band applications, the area actually is the area covered by the band, not total cropland area planted. Some row-crop recommendations are based on treating in-the-row and these rates generally are specified as amounts (ounces) of granules per certain row length (often 1,000 ft.).
6. Calibrate frequently. There are several acceptable calibration methods. Learn one. Do the arithmetic first, then complete the material collection phase under field conditions.

Calculate the amount of Ridomil Gold PC needed for band treatment as follows:

$$\frac{\text{Band Width in Inches}}{\text{Row Spacing in Inches}} \times \text{Broadcast Rate per Acre} = \text{Band Rate per Acre}$$

BEANS

Ridomil Gold PC will control damping-off and seed and seedling rots of dry and green beans (bush and pole types) caused by Pythium and Rhizoctonia when used at planting.

Apply 3/4 lb. (12 oz.) of Ridomil Gold PC per 1,000 linear ft. of row at the time of planting. Adjust the application equipment so the granules are mixed with the soil surrounding the seed.

Note: To avoid possible illegal residues, do not allow the feeding of vines or grazing of foliage by livestock.

COTTON

Ridomil Gold PC will control damping-off, seed and seedling rot diseases caused by *Pythium* spp. and *Rhizoctonia solani*.

For best results, use high quality seed and plant into a properly prepared seedbed.

Apply 7-10 lbs. of Ridomil Gold PC per 13,000 linear ft. of row (8.6-12.3 oz./1,000 linear ft.) at the time of planting. Adjust the application equipment so the granules are mixed with the soil surrounding the seed. See Chart 1 below for suggested applicator settings and the **General Information** section of this label for calibration instructions.

Note: To avoid possible illegal residues, do not allow the feeding or grazing of cotton foliage by livestock.

10/13

Chart 1: Cotton - Suggested Application Settings

		40" Rows In-Furrow Lbs./A			
		10	9	8	7
		Equivalent Oz./1,000 ft.			
Applicator Brand	Speed MPH	12.3	11.1	9.8	8.6
Gandy	4	28	26.8	25	23.5
	5	31	30	28	26.3
	6	34.5	32.5	30.5	29
Allis Chalmers International Harvester 1980 and Before	4	2.4	2.1	1.9	1.6
	5	3	2.8	2.4	2.05
	6	3.6	3.2	2.9	2.5
Noble 1972 and Before	4	19	17	15	13
	5	23	21	19	17
	6	27	25	22	20
Noble (Remcor) 1973-Present White 5100 Series Deutz Allis 1985-Present	4	14	13	12 or 11	10
	5	17 or 16	15	14	13 or 12
	6	19	18	16	15 or 14
John Deere Metal Box	4	2/12	2/10	2/8	2/5
	5	2/18	2/15	2/12	2/9
	6	2/22	2/19	2/16	2/13
John Deere 7000 and 7100 Max-Emerge Meter Scale 0...10...20	4	28	27	24	22
	5	31	30	28	26
	6	33	32	31	29
John Deere 7000 and 7100 Max-Emerge® Meter Scale 0...5...15	4	18	17	16	15
	5	21	20	18	17
	6	23	22	21	19
International Harvester 1981-1985 Case 1H 1985-Present	4	3.1	2.9	2.6	2.35
	5	3.6	3.4	3.1	2.8
	6	4.5	4.0	3.55	3.2
Kinze 1980-Present Meter Scale 0...10...20	4	28	27	24	22
	5	31	30	28	26
	6	33	32	31	29

PEANUTS

Ridomil Gold PC applied at planting will provide control of seed and seedling rots of peanuts caused by *Pythium* and *Rhizoctonia*. Applications of Ridomil Gold PC during early pegging will provide control of early pod rot caused by *Pythium* and *Rhizoctonia* and will provide suppression of *Sclerotium rolfsii* during early pegging. **These treatments will not provide late season control of these diseases.**

Seed and Seedling Rots: Apply 12.5-25 lbs. of Ridomil Gold PC per 14,520 linear ft. (36-inch row) in a 4-inch band at the time of planting and mix in the covering soil. Incorporate with mechanical equipment to a depth of 2-4 inches. For double-drilled or double-row plantings, apply 12.5-25 lbs./14,520 linear ft. in a 4-inch band centered on each drill or row. Use the higher rate in fields with a history of seedling disease problems or when weather conditions are favorable for infection and disease development.

Pod Rot: Apply 50 lbs./14,520 linear ft. (36-inch row) at early pegging. For banded applications, adjust the equipment so the granules are distributed uniformly over the row(s) and in the pegging zone. For mid- to-late-season control of pod rot, use other EPA-registered fungicides.

***Sclerotium rolfsii*:** When Ridomil Gold PC is used for pod rot control, some suppression of *Sclerotium rolfsii* will be obtained. In areas where *Sclerotium rolfsii* is a problem use other fungicides that are labeled for this disease. Use other products labeled for mid- and late-season control of southern blight/white mold infections.

Notes: To avoid possible illegal residues, (1) Do not allow the feeding or grazing of peanut foliage or harvest residues by livestock. (2) Do not apply more than 75 lbs. of Ridomil Gold PC per 14,520 linear ft. of row per season. (3) Do not apply within 75 days of harvest.

ROTATIONAL CROPS

These crops represent those, which may be planted (rotated to) according to the interval listed following an application of Ridomil Gold PC to beans, cotton, or peanuts. Do not plant any crop not registered for use with Ridomil Gold active ingredient in soil treated with this active ingredient for a period of 12 months, unless a shorter interval is specified on the following list. Do not plant root crops in fields treated with this product within 12 months of application.

Crop	Rotational Interval
Alfalfa, Almonds, Apples, Asparagus, Avocados	0 days
Blueberries, Broccoli, Brussels Sprouts	
Cabbage, Cauliflower, Chinese broccoli (gai lan, white flowering broccoli), Chinese cabbage (tight-heading varieties only), Citrus, Cotton, Cucurbit Vegetables	
Deciduous Fruits and Nuts*	
Eggplant	
Grapes	
Hops	
Leafy Vegetables (excluding brassica), Legume Vegetables (beans and peas - succulent and dried)	
Papaya, Peanuts, Peppers, Pineapples	
Raspberries	
Soybeans, Spinach, Stone Fruits, Strawberries	
Tobacco, Tomatoes	
Walnuts	
Corn	12 months
Garlic	
Root Crops	
Wheat	
Crops Not Intended for Food or Feed	0 days
All Other Crops Intended for Food or Feed	12 months

13/13

*These crops and other perennial crops may be planted immediately following last application of Ridomil Gold PC provided they will not bear harvestable fruit within 12 months.

Ridomil Gold® and the Syngenta logo are trademarks of a Syngenta Group Company

Max-Emerge® trademark of John Deere Company

©200X Syngenta

For non-emergency (e.g., current product information), call
Syngenta Crop Protection at 1-800-334-9481.

Syngenta Crop Protection, Inc.
Greensboro, North Carolina 27409
www.syngenta-us.com

SCP 792A-M2

RID GOL PC 792A-M2 AMD DRAFT aa-6-19-03 hilite – bb – 6-19-03
RID GOL PC 792A-M2 AMD DRAFT aa-6-25-03 clean
RID GOL PC 792A-M2 AMD DRAFT aa-7-16-03 clean
000100-00792.20030820.AmendFirstAid.doc
000100-00792.20030820.AmendFirstAid.pdf