

100-786

12-15-2009

1/20



UNITED STATES ENVIRONMENTAL PROTECTION AGENCY
WASHINGTON, D.C. 20460

OFFICE OF
PREVENTION, PESTICIDES AND
TOXIC SUBSTANCES

Ms Pat Dinnen
Syngenta Crop Protection
P.O.BOX 18300
Greensboro, NC 27419

DEC 15 2009

Subject: Label Notification(s) for Pesticide Registration Notice 2007-4

Dear Registrant:

The Agency is in receipt of your Application(s) for Pesticide Notification under Pesticide Registration Notice (PRN) 2007-4 dated September 1, 2009 for:

EPA Registration 100-786

EVIK ® 80WDG

The Registration Division (RD) has conducted a review of this request for applicability under PRN 2007-4 and finds that the label change(s) requested falls within the scope of PRN-2007-4. The label has been date-stamped "Notification" and will be placed in our records.


Please be reminded that 40 CFR Part 156.140(a)(4) requires that a batch code, lot number, or other code identifying the batch of the pesticide distributed and sold be placed on nonrefillable containers. The code may appear either on the label (and can be added by non-notification/PR Notice 98-10) or durably marked on the container itself.

If you have any questions, please contact me directly at 703-305-6249 or Banza Djapao of my staff at 703-305-7269.

Sincerely,

A handwritten signature in black ink, appearing to read "Linda Arrington".

Linda Arrington
Notifications & Minor Formulations Team Leader
Registration Division (7505P)
Office of Pesticide Programs

 United States Environmental Protection Agency Washington, DC 20460		<input type="checkbox"/> Registration <input type="checkbox"/> Amendment <input checked="" type="checkbox"/> Other	OPP Identifier Number <hr/> Notification
--	--	--	--

Application for Pesticide - Section I			
1. Company/Product Number 100-786	2. EPA Product Manager Jim Tompkins	3. Proposed Classification <input checked="" type="checkbox"/> None <input type="checkbox"/> Restricted	
4. Company/Product (Name) Evik 80WDG	PM# 25		
5. Name and Address of Applicant (Include ZIP Code) Syngenta Crop Protection, Inc. P. O. Box 18300 Greensboro, NC 27419 <input type="checkbox"/> Check if this is a new address	6. Expedited Review. In accordance with FIFRA Section 3(c)(3) (b)(i), my product is similar or identical in composition and labeling to: EPA Reg. No. _____ Product Name _____		

Section - II	
<input type="checkbox"/> Amendment - Explain below. <input type="checkbox"/> Resubmission in response to Agency letter dated _____ <input checked="" type="checkbox"/> Notification - Explain below.	<input type="checkbox"/> Final printed labels in response to Agency letter dated _____ <input type="checkbox"/> "Me Too" Application. <input type="checkbox"/> Other - Explain below.

NOTIFICATION


DEC 15 2009

Explanation: Use additional page(s) if necessary. (For Section I and Section II.).

Notification of label change per PR Notice 2007-4. This Notification is consistent with the guidance of PR Notice 2007-4 and the requirements of EPA's regulations at 40 CFR §§156.10, 156.140, 156.144, 156.146, and 156.156. No other changes have been made to the labeling or the Confidential Statement of Formula for this product. I understand that it is a violation of 18 U.S.C. Sec. 1001 to willfully make any false statement to EPA. I further understand that if the amended label is not consistent with the requirements of 40 CFR §§156.10, 156.140, 156.144, 156.146, and 156.156, this product may be in violation of FIFRA and I may be subject to enforcement action and penalties under sections 12 and 14 of FIFRA.

Syngenta is amending the Storage and Disposal section of the label by Notification according to the directions stated in PR Notice 2007-4.

Section - III			
1. Material This Product Will Be Packaged In:			
Child-Resistant Packaging <input type="checkbox"/> Yes* <input type="checkbox"/> No	Unit Packaging <input type="checkbox"/> Yes <input checked="" type="checkbox"/> No	Water Soluble Packaging <input type="checkbox"/> Yes <input checked="" type="checkbox"/> No	2. Type of Container <input type="checkbox"/> Metal <input checked="" type="checkbox"/> Plastic <input type="checkbox"/> Glass <input type="checkbox"/> Paper <input type="checkbox"/> Other (Specify) _____
*Certification must be submitted		If "Yes" No. per Unit Packaging wgt. Container	If "Yes" No. per Unit Packaging wgt. container
3. Location of Net Contents Information <input checked="" type="checkbox"/> Label <input type="checkbox"/> Container		4. Size(s) Retail Container 10 lbs.	
		5. Location of Label Directions <input checked="" type="checkbox"/> On Label <input type="checkbox"/> On Labeling accompanying product	
6. Manner in Which Label is Affixed to Product <input type="checkbox"/> Lithograph <input type="checkbox"/> Paper glued <input type="checkbox"/> Stenciled		<input checked="" type="checkbox"/> Other <u>Pressure Sensitive</u>	

Section - IV		
1. Contact Point (Complete items directly below for identification of individual to be contacted, if necessary, to process this application.)		
Name Pat Dinnen	Title Label Group Leader	Telephone No. (Include Area Code) 336-652-5494
Certification I certify that the statements I have made on this form and all attachments thereto are true, accurate and complete. I acknowledge that any knowingly false or misleading statement may be punishable by fine or imprisonment or both under applicable law.		6. Date Application Received (Stamped) <div style="border: 1px solid black; width: 100px; height: 100px; margin: 10px auto;"></div>
2. Signature 	3. Title Regulatory Specialist	
4. Typed Name Pat Dinnen	5. Date September 1, 2009	

Certification with Respect to Label Integrity

Version: 9/11/02

I certify that the information (including, but not limited to, text, tables, and graphics) contained in the electronic file identified below by file name and submitted with this certification is the same information as that on the paper copies of these documents included with this submission.

PROPOSED LABEL		
EPA Registration #	Date Submitted to EPA	Electronic file name
100-786	9/1/2009	000100-00786.20090831.EVIK_PRN2007-4_SEP2009.pdf

I certify that the statements that I have made on this form are true, accurate, and complete. I acknowledge that any knowingly false or misleading statements may be punishable by fine or imprisonment or both under applicable law.

Pat Linzen

Signature

September 1, 2009

Date _____

Pat Dinnen

Name (typed)

Label Group Leader

Title



Document Processing Desk (NOTIF)
Office of Pesticide Programs (7504P)
U.S. Environmental Protection Agency
Room S-4900, One Potomac Yard
2777 South Crystal Drive
Arlington, VA 22202-4501

Attention: Ms. Linda Arrington

Syngenta Crop Protection, Inc. is submitting Notification for Evik 80WDG, EPA Reg. No. 100-786. Syngenta is amending the Storage and Disposal section of the label by Notification according to the directions stated in PR Notice 2007-4.

Attached are:

- One copy of the label with the changes clearly marked
- One unmarked copy of the label
- A CD of the unmarked copy of the label for “Electronic Comparison and Review”
- Certificate with Respect to Label Integrity Form
- Completed EPA Form 8570-1

Thank you in advance for approving this Notification. If you have any questions, please contact me at 336-632-2494.

Sincerely,

Pat Aueren

Pat Dinnen
Label Group Leader
Regulatory Affairs

Enclosures

5
20

BAG TEXT

GROUP	5	HERBICIDE
-------	---	-----------

Evik® DF

Herbicide

For weed control in corn, pineapple, and sugarcane

NOTIFICATION

DEC 15 2009

Active Ingredients:

Ametryn: 2-ethylamino-4-

isopropylamino-6-methylthio-s-

triazine 78.9%

Related Compounds 1.1%

Other Ingredients: 20.0%

Total: 100.0%

Evik DF is a water-dispersible granule.

KEEP OUT OF REACH OF CHILDREN.

CAUTION


See additional precautionary statements and directions for use on back of bag.

EPA Reg. No. 100-786

EPA Est. 11773-IA-01

SCP 786A-L19G 0408 [Product ID 51555]

10 pounds
Net Weight



FIRST AID	
If in eyes	<ul style="list-style-type: none"> • Hold eye open and rinse slowly and gently with water for 15-20 minutes. • Remove contact lenses, if present, after the first 5 minutes, then continue rinsing eye. • Call a poison control center or doctor for treatment advice.
If swallowed	<ul style="list-style-type: none"> • Call a poison control center or doctor immediately for treatment advice. • Have person sip a glass of water if able to swallow. • Do not induce vomiting unless told to do so by a poison control center or doctor. • Do not give anything by mouth to an unconscious person.
If on skin or clothing	<ul style="list-style-type: none"> • Take off contaminated clothing. • Rinse skin immediately with plenty of water for 15-20 minutes. • Call a poison control center or doctor for treatment advice.
If inhaled	<ul style="list-style-type: none"> • Move person to fresh air. • If person is not breathing, call 911 or an ambulance, then give artificial respiration, preferably mouth-to-mouth if possible. • Call a poison control center or doctor for further treatment advice.
NOTE TO PHYSICIAN	
If ingested, induce emesis or lavage stomach. Treat symptomatically.	
Have the product container or label with you when calling a poison control center or doctor, or going for treatment.	
HOT LINE NUMBER	
For 24 Hour Medical Emergency Assistance (Human or Animal) or Chemical Emergency Assistance (Spill, Leak, Fire, or Accident), Call 1-800-888-8372	

PRECAUTIONARY STATEMENTS

Hazards to Humans and Domestic Animals

CAUTION

Causes moderate eye irritation. Harmful if swallowed or absorbed through the skin. Harmful if inhaled. Avoid contact with eyes, skin, or clothing.

Personal Protective Equipment (PPE)

Some materials that are chemical-resistant to this product are barrier laminate, butyl rubber ≥ 14 mils, nitrile rubber ≥ 14 mils, neoprene rubber ≥ 14 mils, polyvinyl chloride (PVC) ≥ 14 mils, Viton® ≥ 14 mils. If you want more options, follow the instructions for Category C on an EPA chemical-resistance category selection chart.

All Mixers, Loaders, Applicators and other handlers must wear:

- Long-sleeved shirt and long pants
- Shoes plus socks

Follow manufacturer's instructions for cleaning/maintaining PPE. If no such instructions for washables, use detergent and hot water. Keep and wash PPE separately from other laundry.

See **Engineering Control Statements** for additional options and requirements.

Human flagging is prohibited.

Engineering Control Statements

Pilots must use cockpit that meets the requirements listed in the Worker Protection Standard (WPS) for agricultural pesticides [40 CFR 170.240(d)(4-6)].

User Safety Recommendations


Users should:

- Wash hands before eating, drinking, chewing gum, using tobacco, or using the toilet.
- Remove clothing/PPE immediately if pesticide gets inside. Then wash thoroughly and put on clean clothing.
- Remove PPE immediately after handling this product. As soon as possible, wash thoroughly and change into clean clothing.

Environmental Hazards

This product is toxic to aquatic organisms. Do not apply directly to water, or to areas where surface water is present, or to intertidal areas below the mean high water mark. Do not contaminate water when cleaning equipment or disposing of equipment wash water or rinsate. Apply this product only as specified on the label.

This chemical is known to leach through soil into ground water under certain conditions as a result of registered uses. Use of this chemical in areas where soils are permeable, particularly where the water table is shallow, may result in ground water contamination.



CONDITIONS OF SALE AND LIMITATION OF WARRANTY AND LIABILITY

NOTICE: Read the entire Directions for Use and Conditions of Sale and Limitation of Warranty and Liability before buying or using this product. If the terms are not acceptable, return the product at once, unopened, and the purchase price will be refunded.

The Directions for Use of this product must be followed carefully. It is impossible to eliminate all risks inherently associated with the use of this product. Crop injury, ineffectiveness or other unintended consequences may result because of such factors as manner of use or application, weather or crop conditions, presence of other materials or other influencing factors in the use of the product, which are beyond the control of SYNGENTA CROP PROTECTION, Inc. or Seller. All such risks shall be assumed by Buyer and User, and Buyer and User agree to hold SYNGENTA and Seller harmless for any claims relating to such factors.

SYNGENTA warrants that this product conforms to the chemical description on the label and is reasonably fit for the purposes stated in the Directions for Use, subject to the inherent risks referred to above, when used in accordance with directions under normal use conditions. To the extent permitted by applicable law: (1) this warranty does not extend to the use of the product contrary to label instructions or under conditions not reasonably foreseeable to or beyond the control of Seller or SYNGENTA, and (2) Buyer and User assume the risk of any such use. **TO THE EXTENT PERMITTED BY APPLICABLE LAW, SYNGENTA MAKES NO WARRANTIES OF MERCHANTABILITY OR OF FITNESS FOR A PARTICULAR PURPOSE NOR ANY OTHER EXPRESS OR IMPLIED WARRANTY EXCEPT AS STATED ABOVE.**

To the extent permitted by applicable law, in no event shall SYNGENTA be liable for any incidental, consequential or special damages resulting from the use or handling of this product. **TO THE EXTENT PERMITTED BY APPLICABLE LAW, THE EXCLUSIVE REMEDY OF THE USER OR BUYER, AND THE EXCLUSIVE LIABILITY OF SYNGENTA AND SELLER FOR ANY AND ALL CLAIMS, LOSSES, INJURIES OR DAMAGES (INCLUDING CLAIMS BASED ON BREACH OF WARRANTY, CONTRACT, NEGLIGENCE, TORT, STRICT LIABILITY OR OTHERWISE) RESULTING FROM THE USE OR HANDLING OF THIS PRODUCT, SHALL BE THE RETURN OF THE PURCHASE PRICE OF THE PRODUCT OR, AT THE ELECTION OF SYNGENTA OR SELLER, THE REPLACEMENT OF THE PRODUCT.**

SYNGENTA and Seller offer this product, and Buyer and User accept it, subject to the foregoing Conditions of Sale and Limitation of Warranty and Liability, which may not be modified except by written agreement signed by a duly authorized representative of SYNGENTA.

DIRECTIONS FOR USE

It is a violation of federal law to use this product in a manner inconsistent with its labeling.

Do not apply this product in a way that will contact workers or other persons, either directly or through drift. Only protected handlers may be in the area during application. For any requirements specific to your State or Tribe, consult the agency responsible for pesticide regulation.

AGRICULTURAL USE REQUIREMENTS

Use this product only in accordance with its labeling and with the Worker Protection Standard, 40 CFR part 170. This Standard contains requirements for the protection of agricultural workers on farms, forests, nurseries, and greenhouses, and handlers of agricultural pesticides. It contains requirements for training, decontamination, notification, and emergency assistance. It also contains specific instructions and exceptions pertaining to the statements on this label about personal protective equipment (PPE) and restricted-entry interval. The requirements in this box only apply to uses of this product that are covered by the Worker Protection Standard.

Do not enter or allow worker entry into treated areas during the restricted-entry interval (REI) of 12 hours.

PPE required for early entry to treated areas that is permitted under the Worker Protection Standard and that involves contact with anything that has been treated, such as plants, soil, or water is:

- Coveralls
- Chemical-resistant gloves made of any waterproof material
- Shoes plus socks

FAILURE TO FOLLOW ALL PRECAUTIONS ON THIS LABEL MAY RESULT IN POOR WEED CONTROL, CROP INJURY, AND/OR ILLEGAL RESIDUES.

Do not apply this product through any type of irrigation system.

GENERAL INFORMATION

Evik DF controls most annual broadleaf and grass weeds (see list under each crop). When applied before weed emergence, Evik DF kills weeds as they germinate by entering roots. On existing weeds, it is effective through leaf contact.

Following many years of continuous use of this product and chemically related products, biotypes of some of the weeds listed on this label have been reported which cannot be effectively controlled by this and related herbicides. Where this is known or suspected, we recommend the use of this product in combination with other registered herbicides which are not triazines. Consult with your State Agricultural Extension Service for specific recommendations.

Avoid using Evik DF where adjacent desirable plants may be injured.

Evik DF is noncorrosive to equipment and metal surfaces, nonflammable, and has low electrical conductivity.

Resistance Management

Evik DF is a Group 5 Herbicide (contains the active ingredient Ametryn).

APPLICATION PROCEDURES

Ground application: Use conventional ground sprayers equipped with nozzles that provide accurate and uniform application. Be certain that nozzles are uniformly spaced and the same size. Calibrate sprayer before use and recalibrate at the start of each season and when changing carriers.

Use a pump with capacity to: (1) maintain specified psi at nozzles as recommended by the nozzle manufacturer, (2) provide sufficient agitation in tank to keep mixture in suspension, and (3) to provide a minimum of 20% bypass at all times. Use centrifugal pumps which provide propeller shear action for dispersing and mixing this product. The pump should provide a minimum of 10 gals./minute/100 gal. tank size circulated through a correctly positioned sparger tube or jets.

Use screens to protect the pump and to prevent nozzles from clogging. Screens placed on the suction side of the pump should be 16-mesh or coarser. Do not place a screen in the recirculation line. Use 50-mesh or coarser screens between the pump and boom, and where required, at the nozzles. Check nozzle manufacturer's recommendations.

For band applications, calculate amount to be applied per acre as follows:

$$\frac{\text{band width in inches}}{\text{row width in inches}} \times \text{broadcast rate per acre} = \text{amount needed per acre of field}$$

Aerial application: Use aerial application only where specified in the use directions. Avoid applications under conditions where uniform coverage cannot be obtained or where excessive spray drift may occur.

Avoid application to humans or animals. Flagmen and loaders should avoid inhalation of spray mist and prolonged contact with skin.

Note: Aerial application is prohibited except for use on sugarcane in Florida.

SPRAY DRIFT MANAGEMENT

A variety of factors, including weather conditions (e.g., wind direction, wind speed, temperature, relative humidity) and methods of application (e.g., ground, aerial, airblast, chemigation) can influence pesticide drift. The applicator and the grower must evaluate all factors and make appropriate adjustments when applying this product.

Wind Speed – Do not apply at wind speeds greater than 10 mph.

Controlling Droplet Size – Use a nozzle type according to manufacturer's specifications that is designed for the intended application and produces a medium or coarser spray (ASAE standard 572) or a volume mean diameter of 300 microns or greater for spinning atomizer nozzles under application conditions. Applicators must consider nozzle orientation, nozzle pressure, and flight speed in determining droplet size. Nozzles should always be oriented in the manner that minimizes the effects of air shear. Solid stream nozzles oriented straight back produce the largest droplets and the lowest drift. Do not exceed the nozzle manufacturer's recommended pressures. When higher flow rates are needed, use a higher-capacity nozzle instead of increasing pressure.

Temperature Inversions – If applying at wind speeds less than 2 mph, the applicator must determine if (a) conditions of temperature inversion exist, or (b) stable atmospheric conditions exist at or below nozzle height. Do not make applications into areas of temperature inversions or stable atmospheric conditions.

Equipment – All aerial and ground application equipment must be properly maintained and calibrated using appropriate carriers or surrogates.

1. The boom length must not exceed 75% of the wingspan or 90% of the rotor blade diameter.

2. Release spray at the lowest height consistent with efficacy and flight safety. Do not release spray at a height greater than 10 feet above the crop canopy unless a greater height is required for aircraft safety.
3. When applications are made with a crosswind, the swath must be displaced downwind. The applicator must compensate for this displacement at the up- and downwind edge of the application area by adjusting the path of the aircraft upwind.

Additional Requirements for Groundboom Applications

1. Do not apply with a nozzle height greater than 4 feet above the crop canopy.
2. Use low-drift nozzles with a maximum pressure of 40 psi.

Other State and Local Requirements – Applicators must follow all state and local pesticide drift requirements regarding application of ametryn. Where states have more stringent regulations, they must be observed.

MIXING PROCEDURES

All Uses: (1) Be sure sprayer is clean and not contaminated with any other materials, or crop injury or sprayer clogging may result. (2) Fill tank 1/4 full with clean water or nitrogen solution (may be used in corn). (3) Start agitation. (4) Be certain that the agitation system is working properly and creates a rippling or rolling action on the liquid surface. (5) Make a slurry by adding Evik DF to a small amount of water in a separate container and pour slurry into tank. (6) Continue filling tank until 90% full. Increase agitation if necessary to maintain surface action. (7) Add tank mix herbicide(s) after this product is thoroughly suspended. (8) Finish filling tank. Maintain agitation to avoid separation of materials. (9) Empty tank as completely as possible before refilling to prevent buildup of emulsifiable concentrate residue from possible tank mix herbicides. (10) If an emulsifiable concentrate film starts to build up in tank, drain it and clean with strong detergent solution or solvent. (11) Clean sprayer thoroughly immediately after use by flushing system with water containing a detergent.

Compatibility test: Nitrogen solutions may replace all or part of the water in the spray in corn. Since nitrogen solutions can vary, even within the same analysis, check compatibility each time before use. Commercial application equipment may improve compatibility in some instances. The following test assumes a spray volume of 25 gals./A. For other spray volumes, make appropriate changes in the ingredients. Check compatibility using this procedure.

1. Add 1 pt. of fertilizer to each of 2 one-qt. jars with tight lids.

2. To **one** of the jars, add 1/4 tsp. or 1.2 milliliters of a compatibility agent approved for this use (1/4 tsp. is equivalent to 2 pts./100 gals. spray). Shake or stir gently to mix. Examples of compatibility agents include Compex® and Unite®.
3. To **both** jars, add 1.4 teaspoons of Evik DF for each pound per acre to be applied.
4. After adding all ingredients, put lids on and tighten, and invert each jar 10 times to mix. Let the mixtures stand 15 minutes and then look for separation, large flakes, precipitates, gels, heavy oily film on the jar, or other signs of incompatibility. Determine if the compatibility agent is needed in the spray mixture by comparing jars. If either mixture separates, but can be remixed readily, the mixture can be sprayed as long as good agitation is used. If the mixtures are incompatible, try slurring the Evik DF in water before addition. If still incompatible, do not use the nitrogen solution and Evik DF in the same spray tank.

CROP USE DIRECTIONS

Corn (Field Corn, Popcorn)

Evik DF controls annual broadleaf and grass weeds including Texas panicum (Texas millet), fall panicum, signalgrass (*Brachiaria* spp.), goosegrass, crabgrass, barnyardgrass, giant foxtail, yellow and green foxtails, cocklebur, lambsquarters, Florida pusley, morningglory, pigweed, wild mustard, ragweed, velvetleaf, and smartweed. Weeds taller than specified in the rate table will not be controlled.

Apply Evik DF as a postemergence directed spray to weeds after the smallest corn is at least 12 inches tall (measured to the highest leaf surface on free-standing plants).

Precaution: Do not spray over top of corn, or injury will occur. Do not apply within 3 weeks of tasseling.

Apply in a minimum of 20 gals. of water per acre to assure uniform coverage (nonpressure nitrogen solution may be substituted for all or part of the water). The entire weed must receive spray to be killed. Add a surfactant such as X-77®, duPont WK, or Tronic at the rate of 2 qts./100 gals. of spray mixture (0.5% of spray volume).

It is recommended that gauge wheels and/or leaf lifter equipment be used to prevent leaf contact with the spray. Drop nozzles may be used, but extreme care must be taken to keep the spray or drift from contacting the leaves and especially the whorl of the corn plant. Be sure the entire spray pattern is directed downward. Apply at a spray pressure of 30 psi or less to prevent "bounce back"—spray bouncing off soil or weeds and settling on corn leaves.

Do not make more than one application per year.

Use rates of application according to the following geographical areas:

Area 1

Arizona	Michigan	Ohio
California	Minnesota	Oregon
Colorado	Missouri	Pennsylvania
Connecticut	Montana	Rhode Island
Idaho	Nebraska	South Dakota
Illinois	Nevada	Utah
Indiana	New Hampshire	Vermont
Iowa	New Jersey	Washington
Kansas	New Mexico	Wisconsin
Maine	New York	Wyoming
Massachusetts	North Dakota	

Area 2

Alabama	Louisiana	Tennessee
Arkansas	Maryland	Texas
Delaware	Mississippi	Virginia
Florida	North Carolina	West Virginia
Georgia	Oklahoma	
Kentucky	South Carolina	

Rates of Application for Corn

Weed Height	Weeds Controlled*	Broadcast Rate Per Acre	
		Area 2	Area 1
Up to 2.0 inches	<i>Brachiaria</i> and broadleaves	0.75 lb.	2.0 lbs.
	Texas panicum fall panicum barnyardgrass goosegrass	1.25 lbs.	
	crabgrass	2.0 lbs.	
	foxtail	2.0 lbs.	Partial Control 2.0 lbs.
2.0-4.0 inches	<i>Brachiaria</i> and broadleaves	1.25 lbs.	Partial Control 2.0 lbs.
	Texas panicum fall panicum barnyardgrass goosegrass foxtail	2.0 lbs.	
4.0-6.0 inches	<i>Brachiaria</i> and broadleaves	2.0 lbs.	Partial Control 2.0 lbs.

*A mechanical cultivation may be required if weeds regrow.

Suggestions For Crop Rotation: Small grains, such as wheat, oats, and rye, may be planted 3 months following the recommended application. Spinach and potatoes may be planted after 10 months and all other crops 11 months following application to corn.

Note: Allow 30 days after the application before harvesting, grazing, or feeding forage to livestock.

Pineapple (Hawaii Only)

For control of broadleaf and grass weeds including rattlebox (*Crotalaria* spp.), dallisgrass, goosegrass (*Eleusine indica*), Japanese tea, kukaipuaa and other crabgrass species (*Digitaria* spp.), paulea (sowthistle), common purslane, *Richardia* spp., spanishneedles, wild pea bean, *Amaranthus* spp., Flora's paintbrush, foxtail, junglerice, fireweed, and *Panicum* spp., apply 2.0 lbs. of Evik DF per acre as a blanket spray immediately after planting, and/or 2.0 lbs. of Evik DF per acre up to 160 days before harvest. For ratoon crops, apply 2.0 lbs. of Evik DF after previous crop harvest and before weeds emerge, followed by an optional second application of 2.0 lbs. of Evik DF up to 160 days prior to harvest.. Apply in 20-40 gals. of water per acre.

Notes: (1) Do not apply more than 4.0 lbs. of Evik DF per acre per crop cycle. A crop cycle refers to either the plant crop cycle, or to each ratoon crop cycle. (2) Do not make the last application within 160 days of harvest.

Sugarcane

To control weeds specified in the various states, apply Evik DF alone or in tank mix combinations. Broadcast aerially in a minimum volume of 5 gals. of spray per acre, or broadcast or band by ground in a minimum of 20 gals./A, unless indicated otherwise. Repeat treatments, where needed, may be applied broadcast, band, or interline as recommended, with final application prior to close in. Do not make more than two applications per year. Do not make more than three applications per year in Hawaii.

Suggestions for Crop Rotation

The following rotational crops may be planted after the last Evik DF application in sugarcane.

State	Crops to be Planted	Minimum Rotation Interval (Months)
FL	Rice, Sweet Corn	4
	Celery, Cole Crops, Leafy Vegetables, Radishes, Snap Beans	9
FL, HI, LA, TX	Soybeans, Sorghum, Cotton	11

Aerial Application (FL Only): Use aerial application only in Florida where broadcast applications are specified. Apply a minimum of 5 gals. total volume per acre. Avoid applications under conditions where uniform coverage cannot be obtained or where excessive spray drift may occur. In order to assure that spray will be controllable within the target area when used according to label directions, make applications at a maximum height of 10 ft., using low-drift nozzles at a maximum pressure of 40 psi, and restrict application to periods when wind speed does not exceed 10 mph. To assure that spray will not adversely affect adjacent sensitive non target plants, apply Evik DF alone by aircraft at a minimum upwind distance of 800 ft. from sensitive plants.

FL: Apply 0.5-1.5 lbs. of Evik DF broadcast or directed to the base of plant or ratoon sugarcane to emerged weeds. Use a minimum of 20 gals. of water per acre if applied by ground application. Avoid wetting sugarcane foliage, or injury may occur. Use nozzle tips which will minimize atomization or spray drift. Use the higher rate for high grass populations. After 30 days, one additional application may be made prior to close-in if needed. To control alexandergrass (*Brachiaria plantaginea*), apply at the 3 to 4-leaf stage or before 3 inches tall. For mixed weed infestations, use 1.5 lbs. of Evik

DF plus 0.5 lb. acid equivalent of 2,4-D amine per acre and/or 2 qts. of surfactant, such as X-114 or ACL 209, for each 100 gals. of spray to improve weed control. Observe all precautions and limitations on labeling of all products used in mixtures.

Note: Do not exceed a total of 3.0 lbs. Evik DF per acre per crop cycle.

HI: Use one of the following methods in plant or ratoon sugarcane for control of ageratum, rattlebox (*Crotalaria* spp.), dallisgrass, fireweed, goosegrass (*Eleusine indica*), guineagrass, Japanese tea, kukaipuaa, and other crabgrass species (*Digitaria* spp.), morningglory, pualele (sowthistle), common purslane, *Richardia* spp., spanishneedles, wild pea bean, *Amaranthus* spp., Flora's paintbrush, foxtail, junglerice, and swollen fingergrass.

1. Apply up to 3.0 lbs. of Evik DF per acre before weeds or sugarcane emerge. A second application, not to exceed 3 lbs./A, may be made, if needed, approximately 30 days before close-in. If needed, a third application not to exceed 3 lbs./A may be applied at close-in.
2. Apply 2.5-3.0 lbs. of Evik DF plus 2.5-5 lbs. of Karmex 80W before sugarcane and weeds emerge.

A second application at 2.5-3.0 lbs. of Evik DF plus 2.5-5 lbs. of Karmex 80W may be made, as needed, postemergence to sugarcane and weeds. A third application at 2.5-3 lbs. of Evik DF plus 2.5-3 lbs. of Karmex 80W may be applied prior to close-in.

For best results when Karmex 80W is used on emerged weeds, add a nonionic surfactant to the spray at the rate of 1-2 qts. per 100 gals. and apply as a directed spray.

Note: Use the minimum preemergence rates on nonirrigated sugarcane (high rainfall areas), on land first cropped to sugarcane, and for light weed infestations. Do not exceed a total of 9.0 lbs. of Evik DF per acre per crop cycle.

Precautions: (1) Sugarcane growing in areas of exposed sub soil, in rocky areas, or in soils of low adsorptive capacity may show temporary chlorosis following treatment. (2) Injury to sugarcane may occur when under moisture stress. (3) Certain sugarcane varieties may show a temporary chlorosis or stunting as a result of over-the-top application.

LA: Use the directions below for control of these weeds:

Weed Height	Weeds Controlled
Up to 3.0 inches	itchgrass (raoulgrass)*
Up to 4.0 inches	barnyardgrass, crabgrass, fall panicum, foxtail, goosegrass, Texas panicum
Up to 5.0 inches	annual sowthistle, common chickweed, henbit, paleseed plantain, swinecress
Up to 6.0 inches	<i>Brachiaria</i> spp., browntop panicum, cocklebur, Florida pusley, common lambsquarters, morningglory, pigweed, ragweed, smartweed, velvetleaf, wild mustard

*Controls emerged itchgrass. May not control itchgrass germinating after treatment.

Broadcast or band by ground equipment over the top of plant or ratoon sugarcane 1.5 lbs. of Evik DF plus 0.5 lb. acid equivalent of 2,4-D amine plus 1 qt. of crop oil concentrate, such as Agri-Dex, Amoco, or Unico (or 1 pt. of nonionic surfactant, such as duPont WK, X-77, or LOC) in a minimum of 20 gals. of water per acre.

Follow with 1 repeat over-the-top or directed application, if needed, using 1.5 lbs. of Evik DF plus 0.5 lb. of 2,4-D amine plus 1 qt. of crop oil concentrate (or 1 pt. of nonionic surfactant) in a minimum of 20 gals. of water per acre. To avoid injury, do not apply over the top of sugarcane after April 10 or after sugarcane exceeds 20 inches in height. Or, if needed, follow with 1 additional application directed to the base of sugarcane (at the same rate) before close-in. Observe all precautions and limitations on labeling of all products used in mixtures.

Precaution: Temporary yellowing of sugarcane leaves may follow over-the-top applications. Do not exceed a total of 3.0 lbs. Evik DF per acre per crop cycle.

19
20

TX: Use directions below for control of these weeds:

Weed Height	Weeds Controlled
Up to 2.0 inches	fall panicum, Texas panicum
Up to 4.0 inches	barnyardgrass, <i>Brachiaria</i> spp., cocklebur, Florida pusley, common lambsquarters, morningglory, ragweed, smartweed, velvetleaf, wild mustard
Up to 6.0 inches	pigweed, sunflower

Broadcast 1.5 lbs./A preemergence or postemergence to sugarcane or weeds. Add a nonionic surfactant at the rate of 2 qts./100 gals. of spray mixture.

Follow with 1 repeat application, if needed. Make the final application before close-in.

Precaution: Temporary yellowing of sugarcane leaves may follow over-the-top applications. Do not exceed a total of 3.0 lbs. Evik DF per acre per crop cycle.

STORAGE AND DISPOSAL

Do not contaminate water, food, or feed by storage and disposal.

Pesticide Storage

Store in a cool, dry place.

Pesticide Disposal

Improper disposal of unused pesticide, spray mixture, or rinse water is a violation of federal law. If these wastes cannot be disposed of according to label instructions, contact your State Pesticide or Environmental Control Agency, or the Hazardous Waste representative at the nearest EPA Regional Office for guidance in proper disposal methods.

Container ~~Disposal~~ Handling

Non-refillable container. Do not reuse or refill this container. Completely empty bag into application equipment. Then offer for recycling if available or dispose of empty bag and box in a sanitary landfill, or by incineration, or, if allowed by state and local authorities, by burning. If burned, stay out of smoke ~~from burning containers~~.

For minor spills, leaks, etc., follow all precautions indicated on this label and clean up immediately. Take special care to avoid contamination of equipment and facilities during cleanup procedures and disposal of wastes. In the event of a major spill, fire, or other emergency, call 1-800-888-8372, day or night.

Evik®, the Syngenta logo, and the CP FRAME are trademarks of a Syngenta Group Company

Compex® trademark of KALO Agricultural Chemicals, Inc.

Karmex® trademark of E. I. duPont de Nemours and Company, Inc.

Unite® trademark of HACO, Inc.

X-77® trademark of Loveland Industries, Inc.

©2009 Syngenta

For non-emergency (e.g., current product information), call Syngenta Crop Protection at 1-800-334-9481.
--

Manufactured for:
Syngenta Crop Protection, Inc.
P. O. Box 18300
Greensboro, North Carolina 27419-8300