

100-786

03-30-2004

416



UNITED STATES ENVIRONMENTAL PROTECTION AGENCY  
WASHINGTON, D.C. 20460

MAR 30 2004

OFFICE OF  
PREVENTION, PESTICIDES AND  
TOXIC SUBSTANCES

Mr. Thomas Parshley  
Syngenta Crop Protection, Inc.  
P.O. Box 18300  
Greensboro, NC 27419-8300

Dear Mr. Parshley:

Subject: Evik DF  
EPA Registration Number 100-786  
Application dated November 10, 2003

The labeling referred to above, submitted in connection with registration under the Federal Insecticide, Fungicide, and Rodenticide Act as amended is acceptable, provided you make the following changes before you release the product for shipment.

1. Add "Harmful if inhaled" to the Precautionary Statements, and place in the order so that the most severe routes of exposure are listed first.

Please note that the uses for bananas (including plantains), and noncrop areas have been canceled by means of voluntary cancellation. This cancellation goes into effect on the date of this letter.

Submit three (3) copies of final printed labeling incorporating the above changes before you release the product for shipment. Amended labeling will supercede all previously accepted ones. A stamped copy of labeling is enclosed for your records.

If you have any questions, please contact Hope Johnson at 703-305-5410.

Sincerely,

A handwritten signature in black ink, appearing to read "James A. Tompkins".

James A. Tompkins  
Product Manager 25  
Herbicide Branch  
Registration Division (7505C)

2/16

BAG TEXT

Evik® DF

Herbicide

Group	5	Herbicide
-------	---	-----------

For weed control in corn, pineapple, and sugarcane

Active Ingredients:

Ametryn: 2-ethylamino-4-isopropylamino-6-methylthio-s-triazine .....	76.0%
<u>Related Compounds</u>	<u>4.0%</u>
<u>Other Ingredients:</u>	<u>20.0%</u>
Total:	100.0%

Evik DF is a water-dispersible granule.

**KEEP OUT OF REACH OF CHILDREN.**

**CAUTION**

See additional precautionary statements on left panel and directions for use on right panel.

EPA Reg. No. 100-786

EPA Est. 11773-IA-01

EPA Est.

5 X 10 pounds  
Net Weight


SCP 786A-L19 DRAFT

ACCEPTED  
with COMMENTS  
in EPA Letter Dated


MAR 30 2004

Under the Federal Insecticide,  
Fungicide, and Rodenticide Act  
as amended, for the pesticide  
registered under EPA Reg. No

100-786



<b>FIRST AID</b>	
<b>If in eyes</b>	<ul style="list-style-type: none"> <li>• Hold eye open and rinse slowly and gently with water for 15-20 minutes.</li> <li>• Remove contact lenses, if present, after the first 5 minutes, then continue rinsing eye.</li> <li>• Call a poison control center or doctor for treatment advice.</li> </ul>
<b>If swallowed</b>	<ul style="list-style-type: none"> <li>• Call a poison control center or doctor immediately for treatment advice.</li> <li>• Have person sip a glass of water if able to swallow.</li> <li>• Do not induce vomiting unless told to do so by a poison control center or doctor.</li> <li>• Do not give anything by mouth to an unconscious person.</li> </ul>
<b>If on skin or clothing</b>	<ul style="list-style-type: none"> <li>• Take off contaminated clothing.</li> <li>• Rinse skin immediately with plenty of water for 15-20 minutes.</li> <li>• Call a poison control center or doctor for treatment advice.</li> </ul>
<b>If inhaled</b>	<ul style="list-style-type: none"> <li>• Move person to fresh air.</li> <li>• If person is not breathing, call 911 or an ambulance, then give artificial respiration, preferably mouth-to-mouth if possible.</li> <li>• Call a poison control center or doctor for further treatment advice.</li> </ul>
<b>NOTE TO PHYSICIAN</b>	
<p>If ingested, induce emesis or lavage stomach. Treat symptomatically.          Have the product container or label with you when calling a poison control center or doctor, or going for treatment.</p>	
<b>HOT LINE NUMBER</b>	
<p>For 24 Hour Medical Emergency Assistance (Human or Animal) or Chemical          Emergency Assistance (Spill, Leak, Fire, or Accident), Call  <b>1-800-888-8372</b></p>	



## PRECAUTIONARY STATEMENTS

### Hazards to Humans and Domestic Animals

#### CAUTION

Causes moderate eye irritation. Harmful if swallowed or absorbed through the skin. Avoid contact with eyes, skin, or clothing. Wash thoroughly with soap and water after handling. Remove contaminated clothing and wash before reuse.

### Personal Protective Equipment

#### Applicators and other handlers must wear:

- Long-sleeved shirt and long pants
- Chemical-resistant gloves made of any waterproof material
- Shoes plus socks

Follow manufacturer's instructions for cleaning/maintaining PPE. If no such instructions for washables, use detergent and hot water. Keep and wash PPE separately from other laundry.


### Engineering Control Statements

When handlers use closed systems, enclosed cabs, or aircraft in a manner that meets the requirements listed in the Worker Protection Standard (WPS) for agricultural pesticides [40 CFR 170.240(d)(4-6)], the handler PPE requirements may be reduced or modified as specified in the WPS.

### User Safety Recommendations

#### Users should:

- Wash hands before eating, drinking, chewing gum, using tobacco, or using the toilet.
- Remove clothing immediately if pesticide gets inside. Then wash thoroughly and put on clean clothing.



**Environmental Hazards**

Do not apply directly to water, or to areas where surface water is present, or to intertidal areas below the mean high water mark. Do not contaminate water when disposing of equipment wash water or rinsate.

This chemical is known to leach through soil into ground water under certain conditions as a result of registered uses. Use of this chemical in areas where soils are permeable, particularly where the water table is shallow, may result in ground water contamination.

4/16

---

**CONDITIONS OF SALE AND LIMITATION OF WARRANTY AND LIABILITY**

---

**NOTICE:** Read the entire Directions for Use and Conditions of Sale and Limitation of Warranty and Liability before buying or using this product. If the terms are not acceptable, return the product at once, unopened, and the purchase price will be refunded.

The Directions for Use of this product should be followed carefully. It is impossible to eliminate all risks inherently associated with the use of this product. Crop injury, ineffectiveness or other unintended consequences may result because of such factors as manner of use or application, weather or crop conditions, presence of other materials or other influencing factors in the use of the product, which are beyond the control of SYNGENTA CROP PROTECTION, Inc. or Seller. All such risks shall be assumed by Buyer and User, and Buyer and User agree to hold SYNGENTA and Seller harmless for any claims relating to such factors.

SYNGENTA warrants that this product conforms to the chemical description on the label and is reasonably fit for the purposes stated in the Directions for Use, subject to the inherent risks referred to above, when used in accordance with directions under normal use conditions. This warranty does not extend to the use of the product contrary to label instructions, or under abnormal conditions or under conditions not reasonably foreseeable to or beyond the control of Seller or SYNGENTA, and Buyer and User assume the risk of any such use. SYNGENTA MAKES NO WARRANTIES OF MERCHANTABILITY OR OF FITNESS FOR A PARTICULAR PURPOSE NOR ANY OTHER EXPRESS OR IMPLIED WARRANTY EXCEPT AS STATED ABOVE.

In no event shall SYNGENTA or Seller be liable for any incidental, consequential or special damages resulting from the use or handling of this product. **THE EXCLUSIVE REMEDY OF THE USER OR BUYER, AND THE EXCLUSIVE LIABILITY OF SYNGENTA AND SELLER FOR ANY AND ALL CLAIMS, LOSSES, INJURIES OR DAMAGES (INCLUDING CLAIMS BASED ON BREACH OF WARRANTY, CONTRACT, NEGLIGENCE, TORT, STRICT LIABILITY OR OTHERWISE) RESULTING FROM THE USE OR HANDLING OF THIS PRODUCT, SHALL BE THE RETURN OF THE PURCHASE PRICE OF THE PRODUCT OR, AT THE ELECTION OF SYNGENTA OR SELLER, THE REPLACEMENT OF THE PRODUCT.**

SYNGENTA and Seller offer this product, and Buyer and User accept it, subject to the foregoing Conditions of Sale and Limitations of Warranty and Liability, which may not be modified except by written agreement signed by a duly authorized representative of SYNGENTA.

7/1/10

## DIRECTIONS FOR USE

It is a violation of federal law to use this product in a manner inconsistent with its labeling.

Do not apply this product in a way that will contact workers or other persons, either directly or through drift. Only protected handlers may be in the area during application. For any requirements specific to your State or Tribe, consult the agency responsible for pesticide regulation.

### AGRICULTURAL USE REQUIREMENTS

Use this product only in accordance with its labeling and with the Worker Protection Standard, 40 CFR part 170. This Standard contains requirements for the protection of agricultural workers on farms, forests, nurseries, and greenhouses, and handlers of agricultural pesticides. It contains requirements for training, decontamination, notification, and emergency assistance. It also contains specific instructions and exceptions pertaining to the statements on this label about personal protective equipment (PPE) and restricted-entry interval. The requirements in this box only apply to uses of this product that are covered by the Worker Protection Standard.

**Do not enter or allow worker entry into treated areas during the restricted-entry interval (REI) of 12 hours.**

PPE required for early entry to treated areas that is permitted under the Worker Protection Standard and that involves contact with anything that has been treated, such as plants, soil, or water is:

- Coveralls
- Chemical-resistant gloves made of any waterproof material
- Shoes plus socks

**FAILURE TO FOLLOW ALL PRECAUTIONS ON THIS LABEL MAY RESULT IN POOR WEED CONTROL, CROP INJURY, AND/OR ILLEGAL RESIDUES.**

Do not apply this product through any type of irrigation system.

8/16

---

## **STORAGE AND DISPOSAL**

---

Do not contaminate water, food, or feed by storage and disposal.

### **Pesticide Storage**

Store in a cool, dry place.

### **Pesticide Disposal**

Improper disposal of unused pesticide, spray mixture, or rinse water is a violation of federal law. If these wastes cannot be used according to label instructions, contact your State Pesticide or Environmental Control Agency, or the Hazardous Waste representative at the nearest EPA Regional Office for guidance in proper disposal methods.

### **Container Disposal**

Completely empty bag into application equipment. Dispose of empty bag and box in a sanitary landfill, or by incineration, or, if allowed by state and local authorities, by burning. Stay out of smoke from burning containers.

For minor spills, leaks, etc., follow all precautions indicated on this label and clean up immediately. Take special care to avoid contamination of equipment and facilities during cleanup procedures and disposal of wastes. In the event of a major spill, fire, or other emergency, call 1-800-888-8372, day or night.

---

## **GENERAL INFORMATION**

---

Evik DF controls most annual broadleaf and grass weeds (see list under each crop). When applied before weed emergence, Evik DF kills weeds as they germinate by entering roots. On existing weeds, it is effective through leaf contact.

Following many years of continuous use of this product and chemically related products, biotypes of some of the weeds listed on this label have been reported which cannot be effectively controlled by this and related herbicides. Where this is known or suspected, we recommend the use of this product in combination with other registered herbicides which are not triazines. Consult with your State Agricultural Extension Service for specific recommendations.

Avoid using Evik DF where adjacent desirable plants may be injured.

Evik DF is noncorrosive to equipment and metal surfaces, nonflammable, and has low electrical conductivity.



9/16

### Resistance Management

Evik DF is a Group 5 Herbicide (contains the active ingredient Ametryn).

---

### APPLICATION PROCEDURES

---

**Ground application:** Use conventional ground sprayers equipped with nozzles that provide accurate and uniform application. Be certain that nozzles are uniformly spaced and the same size. Calibrate sprayer before use and recalibrate at the start of each season and when changing carriers.

Use a pump with capacity to: (1) maintain specified psi at nozzles as recommended by the nozzle manufacturer, (2) provide sufficient agitation in tank to keep mixture in suspension, and (3) to provide a minimum of 20% bypass at all times. Use centrifugal pumps which provide propeller shear action for dispersing and mixing this product. The pump should provide a minimum of 10 gals./minute/100 gal. tank size circulated through a correctly positioned sparger tube or jets.

Use screens to protect the pump and to prevent nozzles from clogging. Screens placed on the suction side of the pump should be 16-mesh or coarser. Do not place a screen in the recirculation line. Use 50-mesh or coarser screens between the pump and boom, and where required, at the nozzles. Check nozzle manufacturer's recommendations.

For band applications, calculate amount to be applied per acre as follows:

<u>band width in inches</u>		broadcast rate		amount needed
row width in inches	X	per acre	=	per acre of field

**Aerial application:** Use aerial application only where specified in the use directions. Avoid applications under conditions where uniform coverage cannot be obtained or where excessive spray drift may occur.

Avoid application to humans or animals. Flagmen and loaders should avoid inhalation of spray mist and prolonged contact with skin.

---

### MIXING PROCEDURES

---

**All Uses:** (1) Be sure sprayer is clean and not contaminated with any other materials, or crop injury or sprayer clogging may result. (2) Fill tank 1/4 full with clean water or nitrogen solution (may be used in corn). (3) Start agitation. (4) Be certain that the agitation system is working properly and creates a rippling or rolling action on the liquid surface. (5) Make a slurry by adding Evik DF to a small amount of water in a separate container and pour slurry into tank. (6) Continue filling tank until 90% full. Increase agitation if necessary to maintain surface action. (7) Add tank mix herbicide(s) after this product is thoroughly suspended. (8) Finish filling tank. Maintain agitation to avoid

10/16

separation of materials. (9) Empty tank as completely as possible before refilling to prevent buildup of emulsifiable concentrate residue from possible tank mix herbicides. (10) If an emulsifiable concentrate film starts to build up in tank, drain it and clean with strong detergent solution or solvent. (11) Clean sprayer thoroughly immediately after use by flushing system with water containing a detergent.

**Compatibility test:** Nitrogen solutions may replace all or part of the water in the spray in corn. Since nitrogen solutions can vary, even within the same analysis, check compatibility each time before use. Commercial application equipment may improve compatibility in some instances. The following test assumes a spray volume of 25 gals./A. For other spray volumes, make appropriate changes in the ingredients. Check compatibility using this procedure.

1. Add 1 pt. of fertilizer to each of 2 one-qt. jars with tight lids.
2. To **one** of the jars, add 1/4 tsp. or 1.2 milliliters of a compatibility agent approved for this use (1/4 tsp. is equivalent to 2 pts./100 gals. spray). Shake or stir gently to mix. Examples of compatibility agents include Compex® and Unite®.
3. To **both** jars, add 1.4 teaspoons of Evik DF for each pound per acre to be applied.
4. After adding all ingredients, put lids on and tighten, and invert each jar 10 times to mix. Let the mixtures stand 15 minutes and then look for separation, large flakes, precipitates, gels, heavy oily film on the jar, or other signs of incompatibility. Determine if the compatibility agent is needed in the spray mixture by comparing jars. If either mixture separates, but can be remixed readily, the mixture can be sprayed as long as good agitation is used. If the mixtures are incompatible, try slurrying the Evik DF in water before addition. If still incompatible, do not use the nitrogen solution and Evik DF in the same spray tank.

---

## CROP USE DIRECTIONS

---

### Corn (Field corn, sweet corn, popcorn)

Evik DF controls annual broadleaf and grass weeds including Texas panicum (Texas millet), fall panicum, signalgrass (*Brachiaria* spp.), goosegrass, crabgrass, barnyardgrass, giant foxtail, yellow and green foxtails, nutsedge, shattercane, wild proso millet, cocklebur, lambsquarters, Florida pusley, morningglory, pigweed, wild mustard, ragweed, velvetleaf, and smartweed. Weeds taller than specified in the rate table will not be controlled.

Apply Evik DF as a postemergence directed spray to weeds after the smallest corn is at least 12 inches tall (measured to the highest leaf surface on free-standing plants).

11/16

*Precaution: Do not spray over top of corn, or injury will occur. Do not apply within 3 weeks of tasseling.*

Apply in a minimum of 20 gals. of water per acre to assure uniform coverage (nonpressure nitrogen solution may be substituted for all or part of the water). The entire weed must receive spray to be killed. Add a surfactant such as X-77®, duPont WK, or Tronic at the rate of 2 qts./100 gals. of spray mixture (0.5% of spray volume).

It is recommended that gauge wheels and/or leaf lifter equipment be used to prevent leaf contact with the spray. Drop nozzles may be used, but extreme care must be taken to keep the spray or drift from contacting the leaves and especially the whorl of the corn plant. Be sure the entire spray pattern is directed downward. Apply at a spray pressure of 30 psi or less to prevent "bounce back"—spray bouncing off soil or weeds and settling on corn leaves.

Use rates of application according to the following geographical areas:

**Area 1**

Arizona	Michigan	Ohio
California	Minnesota	Oregon
Colorado	Missouri	Pennsylvania
Connecticut	Montana	Rhode Island
Idaho	Nebraska	South Dakota
Illinois	Nevada	Utah
Indiana	New Hampshire	Vermont
Iowa	New Jersey	Washington
Kansas	New Mexico	Wisconsin
Maine	New York	Wyoming
Massachusetts	North Dakota	

**Area 2**

Alabama	Louisiana	Tennessee
Arkansas	Maryland	Texas
Delaware	Mississippi	Virginia
Florida	North Carolina	West Virginia
Georgia	Oklahoma	
Kentucky	South Carolina	

Where a rate range is indicated, use the high rate for relatively dense weed infestations.

**Rates of Application for Corn**

Weed Height	Weeds Controlled*	Broadcast Rate Per Acre	
		Area 2	Area 1
Up to 2.0 inches	<i>Brachiaria</i> broadleaves	0.75 lb.	2.0 lbs.
	Texas panicum fall panicum barnyardgrass goosegrass	1.25 lbs.	
	crabgrass	2.0-2.5 lbs.	
	foxtail	2.0-2.5 lbs.	
	shattercane nutsedge	Do not apply	
	wild proso millet		
2.0-4.0 inches	<i>Brachiaria</i> broadleaves	1.25 lbs.	2.5 lbs.
	Texas panicum fall panicum barnyardgrass goosegrass	2.0-2.5 lbs.	
	crabgrass	Do not apply	
	foxtail	2.0-2.5 lbs.	
	shattercane nutsedge	Do not apply	
	4.0-6.0 inches	<i>Brachiaria</i> broadleaves	
fall panicum nutsedge		Do not apply	

\*A mechanical cultivation may be required if weeds regrow.

**Suggestions For Crop Rotation:** Small grains, such as wheat, oats, and rye, may be planted in the fall following the recommended application. Do not plant any rotational crop other than small grains until the following year.

**Note:** Allow 30 days after the application before harvesting, grazing, or feeding forage to livestock.

**Pineapple**

For control of broadleaf and grass weeds including rattlebox (*Crotalaria* spp.), dallisgrass, goosegrass (*Eleusine indica*), Japanese tea, kukaipuaa and other crabgrass species (*Digitaria* spp.), paulea (sowthistle), common purslane, *Richardia* spp.,

spanishneedles, wild pea bean, *Amaranthus* spp., Flora's paintbrush, foxtail, junglerice, fireweed, and *Panicum* spp., apply up to 9 lbs. of Evik DF per acre as a blanket spray immediately after planting, or after plant crop harvest is completed and before weeds emerge. Apply in 20-40 gals. of water per acre.

**Notes:** (1) Do not apply more than 9 lbs. of Evik DF per acre per crop cycle. A crop cycle refers to either the plant crop cycle, or to each ratoon crop cycle. (2) Do not make the last application within 160 days of harvest.

### **Sugarcane**

To control weeds specified in the various states, apply Evik DF alone or in tank mix combinations. Broadcast aerially in a minimum volume of 5 gals. of spray per acre, or broadcast or band by ground in a minimum of 20 gals./A, unless indicated otherwise. Repeat treatments, where needed, may be applied broadcast, band, or interline as recommended, with final application prior to close in.

**Aerial Application:** Use aerial application only where broadcast applications are specified. Unless specified otherwise, apply a minimum of 1 gal. of water for each 1 lb. of product applied per acre, but not less than 5 gals. total volume per acre. Avoid applications under conditions where uniform coverage cannot be obtained or where excessive spray drift may occur. In order to assure that spray will be controllable within the target area when used according to label directions, make applications at a maximum height of 10 ft., using low-drift nozzles at a maximum pressure of 40 psi, and restrict application to periods when wind speed does not exceed 10 mph. To assure that spray will not adversely affect adjacent sensitive non target plants, apply Evik DF alone by aircraft at a minimum upwind distance of 800 ft. from sensitive plants, or apply Evik DF + Karmex® at a minimum upwind distance of 500 ft. from sensitive plants.

**FL:** Apply 0.5-1.5 lbs. of Evik DF broadcast or directed to the base of plant or ratoon sugarcane to emerged weeds. Use a minimum of 20 gals. of water per acre if applied by ground application. Avoid wetting sugarcane foliage, or injury may occur. Use nozzle tips which will minimize atomization or spray drift. Use the higher rate for high grass populations. Apply up to 2 repeat applications, if needed, at 30-day intervals before close-in. To control alexandergrass (*Brachiaria plantaginea*), apply at the 3 to 4-leaf stage or before 3 inches tall. For mixed weed infestations, use 1.5 lbs. of Evik DF plus 0.5 lb. acid equivalent of 2,4-D amine per acre and/or 2 qts. of surfactant, such as X-114 or ACL 209, for each 100 gals. of spray to improve weed control. Observe all precautions and limitations on labeling of all products used in mixtures.

**HI:** Use one of the following methods in plant or ratoon sugarcane for control of ageratum, rattlebox (*Crotalaria* spp.), dallisgrass, fireweed, goosegrass (*Eleusine indica*), guineagrass, Japanese tea, kukaipuaa, and other crabgrass species (*Digitaria* spp.), morningglory, pualele (sowthistle), common purslane, *Richardia* spp., spanishneedles, wild pea bean, *Amaranthus* spp., Flora's paintbrush, foxtail, junglerice, and swollen fingergrass.

1. Apply up to 9 lbs. of Evik DF per acre before weeds or sugarcane emerge. A second application, not to exceed 3 lbs./A, may be made, if needed, approximately 30 days before close-in. If needed, a third application not to exceed 3 lbs./A may be applied at close-in.
2. Apply 2.5-5 lbs. of Evik DF plus 2.5-5 lbs. of Karmex 80W before sugarcane and weeds emerge.

A second application at 2.5-5 lbs. of Evik DF plus 2.5-5 lbs. of Karmex 80W may be made, as needed, postemergence to sugarcane and weeds. A third application at 2.5-3 lbs. of Evik DF plus 2.5-3 lbs. of Karmex 80W may be applied prior to close-in.

For best results when Karmex 80W is used on emerged weeds, add a nonionic surfactant to the spray at the rate of 1-2 qts. per 100 gals. and apply as a directed spray.

**Note:** Use the minimum preemergence rates on nonirrigated sugarcane (high rainfall areas), on land first cropped to sugarcane, and for light weed infestations.

*Precautions: (1) Sugarcane growing in areas of exposed sub soil, in rocky areas, or in soils of low adsorptive capacity may show temporary chlorosis following treatment. (2) Injury to sugarcane may occur when under moisture stress. (3) Certain sugarcane varieties may show a temporary chlorosis or stunting as a result of over-the-top application.*

**LA:** Use the directions below for control of these weeds:

Weed Height	Weeds Controlled
Up to 3.0 inches	itchgrass (raoulgrass)*
Up to 4.0 inches	barnyardgrass, crabgrass, fall panicum, foxtail, goosegrass, Texas panicum
Up to 5.0 inches	annual sowthistle, common chickweed, henbit, paleseed plantain, swinecress
Up to 6.0 inches	<i>Brachiaria</i> spp., browntop panicum, cocklebur, Florida pusley, common lambsquarters, morningglory, pigweed, ragweed, smartweed, velvetleaf, wild mustard

15/16

\*Controls emerged itchgrass. May not control itchgrass germinating after treatment.

Broadcast or band by ground equipment over the top of plant or ratoon sugarcane 2.5 lbs. of Evik DF plus 0.5 lb. acid equivalent of 2,4-D amine plus 1 qt. of crop oil concentrate, such as Agri-Dex, Amoco, or Unico (or 1 pt. of nonionic surfactant, such as duPont WK, X-77, or LOC) in a minimum of 20 gals. of water per acre.

Follow with 1-2 repeat over-the-top or directed applications, as needed, using 3 lbs. of Evik DF plus 0.5 lb. of 2,4-D amine plus 1 qt. of crop oil concentrate (or 1 pt. of nonionic surfactant) in a minimum of 20 gals. of water per acre. To avoid injury, do not apply over the top of sugarcane after April 10 or after sugarcane exceeds 20 inches in height. If needed, follow with 1-2 additional applications directed to the base of sugarcane (using same rates as in second or third application) before close-in. Observe all precautions and limitations on labeling of all products used in mixtures.

*Precaution: Temporary yellowing of sugarcane leaves may follow over-the-top applications.*

**PR:** Use one of the following methods for control of *Amaranthus* spp., crabgrass, dallisgrass, foxtail, goosegrass (*Eleusine indica*), itchgrass (raoulgrass), junglerice, milkweed, morningglory, *Panicum* spp., pigweed, purpletop, purslane, *Richardia* spp., spanishneedles, sandbur, and sowthistle in plant and/or ratoon sugarcane as specified:

1. **Plant or Ratoon Sugarcane:** Apply 5-10 lbs. of Evik DF per acre before sugarcane or weeds emerge. Apply 1 or 2 additional applications, as needed, at 2.5-5 lbs./A before close-in, directed to the base of sugarcane.
2. **Plant Sugarcane:** Apply 5 lbs./A before sugarcane emerges and before weeds exceed 5 inches in height. A second application at 4 lbs./A may be made, as needed, over the top of sugarcane after the sugarcane and weeds emerge, but prior to close-in.
3. **Ratoon Sugarcane:** Apply 4 lbs./A interline or over-the-top of sugarcane and weeds prior to close-in.

In plant or ratoon sugarcane, add 1 pt. of a nonionic surfactant to the spray volume to be applied per acre where weeds have emerged at application. Treat before weeds exceed 5 inches in height.

*Precautions: (1) Sugarcane growing in areas of exposed subsoil, in rocky areas, or during time of water stress may show a temporary chlorosis. (2) Do not apply Evik DF in combination with other herbicides when making over-the-top applications. (3) Temporary chlorosis or stunting may occur after over-the-top applications.*

**TX:** Use directions below for control of these weeds:

16/10

<b>Weed Height</b>	<b>Weeds Controlled</b>
Up to 2.0 inches	fall panicum, Texas panicum
Up to 4.0 inches	barnyardgrass, <i>Brachiaria</i> spp., cocklebur, Florida pusley, common lambsquarters, morningglory, ragweed, smartweed, velvetleaf, wild mustard
Up to 6.0 inches	pigweed, sunflower

Broadcast 1.5-2.5 lbs./A preemergence or postemergence to sugarcane or weeds. Add a nonionic surfactant at the rate of 2 qts./100 gals. of spray mixture.

Follow with 1 or 2 repeat applications, as needed. Make the final application before close-in. Use the higher rates of Evik DF for heavier weed infestations.

*Precaution: Temporary yellowing of sugarcane leaves may follow over-the-top applications.*

---

Evik® and the Syngenta logo are trademarks of a Syngenta Group Company

Compex® trademark of KALO Agricultural Chemicals, Inc.

Karmex® trademark of E. I. duPont de Nemours and Company, Inc.

Unite® trademark of HACO, Inc.

X-77® trademark of Loveland Industries, Inc.

©2003 Syngenta

For non-emergency (e.g., current product information), call  
Syngenta Crop Protection at 1-800-334-9481.

Syngenta Crop Protection, Inc.  
Greensboro, North Carolina 27409  
[www.syngenta-us.com](http://www.syngenta-us.com)

SCP 786A-L19 DRAFT

EVIK 786A 111003 AMEND – pd – 11-08-03  
000100-00786.20030903B.EVIK.786A.111003AMEND