

100-774

7-27-2001

2/11

<p style="margin: 0;">United States Environmental Protection Agency Washington, DC 20460</p>	<input type="checkbox"/> Registration <input type="checkbox"/> Amendment <input checked="" type="checkbox"/> Other	OPP Identifier Number NOTIFICATION
--	--	---

Application for Pesticide - Section I

1. Company/Product Number 100-774	2. EPA Product Manager Jim Tompkins	3. Proposed Classification <input checked="" type="checkbox"/> None <input type="checkbox"/> Restricted
4. Company/Product (Name) Exceed® Custom Pak Herbicide	PM# 25	
5. Name and Address of Applicant (Include ZIP Code) Syngenta Crop Protection, Inc. P. O. Box 18300 Greensboro, NC 27419 <input type="checkbox"/> Check if this is a new address	6. Expedited Review. In accordance with FIFRA Section 3(c)(3) (b)(i), my product is similar or identical in composition and labeling to: EPA Reg. No. _____ Product Name _____	

Section - II

<input type="checkbox"/> Amendment - Explain below.	<input type="checkbox"/> Final printed labels in response to Agency letter dated _____	NOTIFICATION JUL 27 2001
<input type="checkbox"/> Resubmission in response to Agency letter dated _____	<input type="checkbox"/> "Me Too" Application.	
<input checked="" type="checkbox"/> Notification - Explain below.	<input type="checkbox"/> Other - Explain below.	

Explanation: Use additional page(s) if necessary. (For Section I and Section II.).
 This notification is consistent with the provisions of PR Notice 98-10 and EPA regulations at 40 CFR 152.46, and no other changes have been made to the labeling or the confidential statement of formula of this product. I understand that it is a violation of 18 U.S.C. Sec. 1001 to willfully make any false statement to EPA. I further understand that if this notification is not consistent with the terms of PR Notice 98-10 and 40 CFR 152.46, this product may be in violation of FIFRA and I may be subject to enforcement action and penalties under sections 12 and 14 of FIFRA. The following changes are being made via this notification: 1) Company name and address have been updated to reflect Syngenta Crop Protection, Inc. 2) The Conditions of Sale and Warranty statement has been changed to reflect the name change. Because Syngenta has been formed by the merger of Novartis Crop Protection, Inc. and Zeneca Ag Products, we have chosen to use the former Zeneca warranty statement as the Syngenta warranty statement. No other changes occur in the statement other than the name change. 3) The copyright date reflects Syngenta. 4) Trademark statements have been updated to reflect Syngenta for those products for which Syngenta holds the trademark. 5) The Internet address has been changed to reflect Syngenta. 6) Other places in the label which referring to the company name have been updated.

Section - III

1. Material This Product Will Be Packaged In:			
Child-Resistant Packaging <input type="checkbox"/> Yes* <input type="checkbox"/> No	Unit Packaging <input type="checkbox"/> Yes <input type="checkbox"/> No	Water Soluble Packaging <input type="checkbox"/> Yes <input type="checkbox"/> No	2. Type of Container <input type="checkbox"/> Metal <input type="checkbox"/> Plastic <input type="checkbox"/> Glass <input type="checkbox"/> Paper <input type="checkbox"/> Other (Specify) _____
*Certification must be submitted If "Yes" No. per Unit Packaging wgt. Container		If "Yes" No. per Unit Packaging wgt. container	
3. Location of Net Contents Information <input type="checkbox"/> Label <input type="checkbox"/> Container	4. Size(s) Retail Container	5. Location of Label Directions <input type="checkbox"/> On Label <input type="checkbox"/> On Labeling accompanying product	
6. Manner in Which Label is Affixed to Product <input type="checkbox"/> Lithograph <input type="checkbox"/> Other _____ <input type="checkbox"/> Paper glued <input type="checkbox"/> Stenciled			

Section - IV

1. Contact Point (Complete items directly below for identification of individual to be contacted, if necessary, to process this application.)		
Name Nan S. Padgett	Title Label Group Leader	Telephone No. (Include Area Code) 336-632-7567
I certify that the statements I have made on this form and all attachments thereto are true, accurate and complete. I acknowledge that any knowingly false or misleading statement may be punishable by fine or imprisonment or both under applicable law.		6. Date Application Received (Stamped)
2. Signature 	3. Title Label Group Leader	
4. Typed Name Nan S. Padgett	5. Date July 13, 2001	

2/11

PULL HERE TO OPEN ►

CustomPak™ Exceed® HERBICIDE

For weed control in field corn
(grown for grain, silage, or
seed) and popcorn

Active Ingredients:

Prosulfuron: 1-(4-methoxy-6-methyl- triazin-2-yl)-3-[2-(3,3,3-trifluoropropyl)- phenylsulfonyl]-urea	28.5%
Primisulfuron-methyl: 3-[4,6-bis(difluoro- methoxy)-pyrimidin-2-yl]-1-(2-methoxy- carbonylphenylsulfonyl) urea	28.5%

Inert Ingredients: 43.0%

Total: 100.0%

Exceed is a water-dispersible granule.

**KEEP OUT OF REACH
OF CHILDREN.
CAUTION**

See additional precautionary statements
and directions for use inside booklet.

EPA Reg. No. 100-774

EPA Est. 100-LA-1

SCP 774B-M9F 0401

**20 OUNCES
NET WEIGHT**



NOTIFICATION

JUL 27 2001

CONDITIONS OF SALE AND LIMITATION OF WARRANTY AND LIABILITY

NOTICE: Read the entire Directions for Use and Conditions of Sale and Limitation of Warranty and Liability before buying or using this product. If the terms are not acceptable, return the product at once, unopened, and the purchase price will be refunded.

The Directions for Use of this product should be followed carefully. It is impossible to eliminate all risks inherently associated with the use of this product. Crop injury, ineffectiveness or other unintended consequences may result because of such factors as manner of use or application, weather or crop conditions, presence of other materials or other influencing factors in the use of the product, which are beyond the control of SYNGENTA CROP PROTECTION, Inc. or Seller. All such risks shall be assumed by Buyer and User, and Buyer and User agree to hold SYNGENTA and Seller harmless for any claims relating to such factors.

SYNGENTA warrants that this product conforms to the chemical description on the label and is reasonably fit for the purposes stated in the Directions for Use, subject to the inherent risks referred to above, when used in accordance with directions under normal use conditions. This warranty does not extend to the use of the product contrary to label instructions, or under abnormal conditions or under conditions not reasonably foreseeable to or beyond the control of Seller or SYNGENTA, and Buyer and User assume the risk of any such use. SYNGENTA MAKES NO WARRANTIES OF MERCHANTABILITY OR OF FITNESS FOR A PARTICULAR PURPOSE NOR ANY OTHER EXPRESS OR IMPLIED WARRANTY EXCEPT AS STATED ABOVE.

In no event shall SYNGENTA or Seller be liable for any incidental, consequential or special damages resulting from the use or handling of this product. **THE EXCLUSIVE REMEDY OF THE USER OR BUYER, AND THE EXCLUSIVE LIABILITY OF SYNGENTA AND SELLER FOR ANY AND ALL CLAIMS, LOSSES, INJURIES OR DAMAGES (INCLUDING CLAIMS BASED ON BREACH OF WARRANTY, CONTRACT, NEGLIGENCE, TORT, STRICT LIABILITY OR OTHERWISE) RESULTING FROM THE USE OR HANDLING OF THIS PRODUCT, SHALL BE THE RETURN OF THE PURCHASE PRICE OF THE PRODUCT OR, AT THE ELECTION OF SYNGENTA OR SELLER, THE REPLACEMENT OF THE PRODUCT.**

SYNGENTA and Seller offer this product, and Buyer and User accept it, subject to the foregoing conditions of sale and limitations of warranty and of liability, which may not be modified except by written agreement signed by a duly authorized representative of SYNGENTA.

DIRECTIONS FOR USE

It is a violation of federal law to use this product in a manner inconsistent with its labeling.

Do not apply this product in a way that will contact workers or other persons, either directly or through drift. Only protected handlers may be in the area during application. For any requirements specific to your State or Tribe, consult the agency responsible for pesticide regulation.

AGRICULTURAL USE REQUIREMENTS

Use this product only in accordance with its labeling and with the Worker Protection Standard, 40 CFR part 170. This Standard contains requirements for the protection of agricultural workers on farms, forests, nurseries, and greenhouses, and handlers of agricultural pesticides. It contains requirements for training, decontamination, notification, and emergency assistance. It also contains specific instructions and exceptions pertaining to the statements on this label about personal protective equipment (PPE). The requirements in this box only apply to uses of this product that are covered by the Worker Protection Standard.

Do not enter or allow worker entry into treated areas during the restricted-entry interval (REI) of 12 hours.

PPE required for early entry to treated areas that is permitted under the Worker Protection Standard and that involves contact with anything that has been treated, such as plants, soil, or water is:

- Coveralls
- Waterproof gloves
- Shoes plus socks

FAILURE TO FOLLOW THE DIRECTIONS FOR USE AND PRECAUTIONS ON THIS LABEL MAY RESULT IN POOR WEED CONTROL, CROP INJURY, OR ILLEGAL RESIDUES.

GENERAL INFORMATION

Exceed is a selective herbicide applied after emergence of both crop and weeds for the control of weeds in field corn (grown for grain, silage, or seed; including white corn), and popcorn. Exceed consists of water-dispersible granules which must be thoroughly mixed in water and applied as a spray.

Refer to Table 1 for a listing of weeds controlled. The degree of weed control resulting from application of Exceed is dependent upon weed species, weed size at application, environmental conditions, amount of Exceed applied, and growing conditions. Weed control is better when weeds have emerged, ample soil moisture exists, and weeds are actively growing, than when the soil is dry and weeds are under stress from lack of moisture.

Exceed provides control or partial control of many annual and perennial weeds. When reference is made to weeds partially controlled, partial control means significant activity but not always at a level generally considered acceptable for commercial weed control. If grasses are expected, a preemergence grass herbicide (such as Dual II®, Dual II MAGNUM®, Bicep Lite II®, Bicep Lite II MAGNUM®, Bicep II®, or Bicep II MAGNUM® preemergence) should be applied.

Growth of susceptible weeds is inhibited soon after application of Exceed. The leaves of susceptible plants turn yellow, red, or brown after several days, followed by death of the growing point. Complete plant death occurs 1-3 weeks after application, depending upon weed species and growing conditions. Weeds not completely killed by Exceed are often stunted and are less competitive to the crop.

Exceed contains two active ingredients: primisulfuron and prosulfuron. If a combination of adverse environmental conditions occurs, the degradation of prosulfuron in soil is slowed down. These conditions include: shorter than normal growing season, low soil temperatures for extended periods during growing season, unusually dry soil, lack of rainfall/irrigation following application of Exceed, soil pH 7.8 or greater, or compacted soils. The rotational section of this label addresses these conditions. If Exceed was applied in a season where several of the above conditions occurred, mitigating measures such as deep tillage, planting crops under optimal growing conditions, or planting varieties with enhanced tolerance to sulfonylurea herbicides (such as STS® soybeans) should be considered when rotating to broadleaf crops, such as soybeans or cotton.

This herbicide controls weeds by inhibiting a biochemical process which produces certain essential amino acids necessary for plant growth. The inhibited enzyme system is acetolactate synthase (ALS). Occurrence of ALS-resistant weed biotypes can be prevented or delayed by using this product in sequence or in tank mixtures with other herbicides having a different mode of action, and by using some form of mechanical control or a herbicide with a different mode of action to control weed escapes before they set seed. Both modes of action should provide acceptable control of the specific weed if applied alone at the rates used in tank mixture.

Exceed applied in accordance with this label rarely causes corn injury. When injury occurs, it is generally of short duration and yield potential is not affected.

Restrictions: (1) Do not graze or feed forage from Exceed-treated crops to livestock until 30 days after application. (2) Do not harvest silage until 40 days after application. (3) Do not harvest grain until 60 days after application. (4) Do not apply more than one application of Exceed in the cropping season. (5) Complete all Exceed applications before corn exceeds 30 inches (2.5 ft.) in height and before tassel emergence.

PRECAUTIONS

Follow these precautions to reduce chances of crop injury and/or to avoid reduced weed control:

1. Exceed should not be applied if corn is under severe stress due to drought, cold weather, hail, flooding, water-logged soils, compacted soil, disease, insect damage, nutrient deficiency (especially low nitrogen levels), or other causes. If Exceed is applied when nighttime low temperatures are below 40°F, or the sum of the daytime high temperature plus the nighttime low temperature is below 110°F, corn injury may occur. Also, avoid application of Exceed to corn which is stressed from dense populations of weeds which are taller than the optimum heights listed in Table 1. Applications of Exceed may result in reduced weed control if weeds are under severe stress from drought or if weeds are taller than the optimum heights listed in Table 1.
2. A. If a "normal" or IT* corn hybrid (not an IR* or IMR* hybrid) is planted and Dyfonate®, Lorsban®, Thimet®, or other organophosphate insecticide is applied at planting or before applying Exceed, temporary injury may occur following the Exceed application. Do not apply Exceed if this corn crop was treated with Counter® 15G (any application method) or Counter CR® applied in-furrow at planting or over the row at cultivation, as severe crop injury may occur. Application of Exceed to corn treated with Counter CR applied in a surface band or T-band at planting time, may result in crop injury. Syngenta will not be held responsible for losses or damage resulting from such use.
 - *IT – Corn with enhanced imidazolinone herbicide tolerance.
 - *IR/*IMR – Corn with enhanced imidazolinone herbicide resistance.
- B. If an IR or IMR corn hybrid is planted, organophosphate insecticides, including Counter, can be applied at any time according to label directions without increasing the likelihood of injury to those hybrids after Exceed has been applied. The interaction between organophosphate insecticides and Exceed is completely overcome by corn hybrids with IR or IMR designations, but not by IT hybrids; i.e., IT hybrids should be considered like "normal" hybrids with regard to this interaction.
3. Do not make a foliar postemergence or soil application of any organophosphate insecticide within 10 days before or 7 days after an Exceed application, or severe crop injury may occur.
4. Exceed should be applied postemergence to field corn between 4 and 30 inches in height. Corn plants less than 4 inches tall are more susceptible to herbicide injury. To ensure good spray coverage of the weeds and avoid potential injury, applications made after the field corn is 20 inches tall, or exhibits more than 6 collars (V6), whichever comes first, should be directed using drop nozzles. **If rotating to an Exceed sensitive broadleaf crop (i.e., soybeans, cotton) the next season, do not make applications of Exceed after June 30 to allow for ample opportunity for prosulfuron degradation.**
5. Exceed can be applied to all field corn hybrids, except a few that are classified by Syngenta as potentially susceptible to injury following Exceed application. Consult your chemical dealer or Syngenta representative for a current listing of field corn hybrids classified as "potentially susceptible" to Exceed.
6. **Field Corn Grown for Seed:** Exceed may be broadcast or applied with drop nozzles to field corn grown for seed from a minimum of 4" up to 20" tall (free-standing), or corn that exhibits 6 or fewer collars (V6), whichever occurs first. Drop nozzles must be used when the inbred plants are between 20 and 30 inches tall and before tassel emergence. Using drop nozzles provides the greatest crop safety when applying Exceed on seed corn. However, Syngenta recommends that you thoroughly test the specific inbred for its sensitivity to Exceed before treating large acreages, particularly if you choose to make a broadcast application. Not all inbred lines have been tested for sensitivity to Exceed, nor does Syngenta have access to all seed company data. **Further, Syngenta is not responsible for any crop injury arising from the use of Exceed on field corn grown for seed.**
7. **Popcorn:** Exceed can be applied directed to popcorn; however, not all popcorn hybrids have been tested for sensitivity to Exceed. Therefore, popcorn hybrids must be thoroughly tested for potential sensitivity to Exceed before treating large acreages. To avoid crop injury, popcorn should not be sprayed with either over-the-top applications of Exceed or hooded sprayers; i.e., only directed applications using drop nozzles when the popcorn plants are between 10 and 30 inches tall, and before tassel emergence.
8. Do not use Exceed on sweet corn or ornamental (Indian) corn.
9. Do not irrigate within 4 hours after Exceed application. Rainfall or irrigation occurring within 4 hours after Exceed application may reduce weed control.
10. Soil pH may vary greatly within a field; pH variations of 1 to 2 units are not uncommon. Soil sampling techniques for fertility recommendations often use composite soil samples taken over an entire field(s). Such sampling may not accurately reflect surface layer areas of high pH within a field. Subsampling, therefore, is recommended for areas expected to have pH values greater than the field average. Examples of where subsampling within fields may be required include: (1) areas where soil types differ within the field, and (2) where conditions may vary within the field such as: (a) areas where iron chlorosis occurs, (b) areas bordering limestone roads, (c) low areas subject to flooding, (d) eroded hillsides, (e) drainage tile lines, (f) areas amended with sludge, manure, or other materials which may alter soil pH, and (g) areas with visible calcareous deposits. Refer to Exception 4 regarding soil pH 7.8 or higher.
11. In areas where a rotation to soybeans or other broadleaf crops will occur, do not lime such that the resulting surface pH will be equal to or higher than 7.8. The use of Exceed is not recommended in corn fields where lime will be applied prior to planting corn or following harvest of the corn crop in the same year as the use of Exceed or prior to planting a broadleaf crop the following year unless the resulting soil pH is <7.8. If necessary to lime, thorough incorporation of the lime through tillage is suggested to reduce the potential for soil pH stratification. In areas where lime has not been incorporated into the soil through tillage, shallow soil sampling (i.e., upper 2 inches) may be required to accurately measure the surface pH of the soil. Refer to Exception 4 regarding soil pH 7.8 or higher.
12. Do not apply Exceed in tank mixture with any formulation of cyanazine (Bladex® or Extrazine® II), or severe crop injury may result. Do not apply Exceed in tank mixtures with Poast® or Poast Plus® herbicides, as grass control is often reduced significantly and/or crop injury may occur.
13. Do not apply Exceed to corn that exhibits injury symptoms from a previous herbicide application or other causes.

14. If Exceed is applied to johnsongrass, aphids and other insects infesting the johnsongrass may move to the corn crop. These insects may transmit viral diseases to the corn. Virus-resistant corn hybrids or control of the insects may be necessary to reduce the likelihood of disease development.
15. If spot spraying, be careful to not overdose the treated areas.
16. Observe all precautions and limitations on the label of each product used in tank mixtures with Exceed.

APPLICATION PROCEDURES

Ground Spray Equipment: Spray nozzles should be uniformly spaced and of the same size, and should provide accurate and uniform application. Use spray nozzles which provide medium-coarse droplets to provide good coverage and minimize drift.

To help assure accuracy, calibrate sprayer at the beginning of the season before use and recalibrate frequently. For ground application, use a minimum of 10 gals. of water per acre. Higher volumes (i.e., at least 20 gals./A) should be used for severe weed infestations to ensure adequate spray coverage. Always include crop oil concentrate or nonionic surfactant in the spray mixture (see the **Mixing Instructions** section which follows).

Use a pump with capacity to: (1) maintain 35-40 psi pressure at the nozzles and (2) provide sufficient agitation within the tank to keep product in suspension. Lower spray pressures may be used with extended range or drift reduction flat fan nozzles. A centrifugal pump which provides shear action for dispersing and mixing the product is recommended. The pump should provide a minimum of 20 gals./minute/100 gals. tank size circulated through a correctly positioned sparger tube or jet agitators. If jet agitators are used, at least 2 agitators should be aligned on the bottom of the tank pointing toward each end. Agitation during both mixing and application is essential. Screens or strainers placed on the suction side of the pump should be 16-mesh or coarser. Do not place a screen in the recirculation line unless a roller or piston pump is used for spraying the solution. Use 50-mesh or coarser screens between the pump and boom, and when required, at the nozzles. Check nozzle manufacturer's recommendations.

Good weed coverage with the spray mixture is essential for optimum weed control results. Observe sprayer nozzles frequently during the spraying operation to ensure that the spray pattern is uniform. Avoid large spray overlaps which result in excessive rates in the overlap areas, i.e., point rows, headlands, sprayer start-up zones, etc., and can increase the chance of direct crop injury or potential injury to rotational crops. Also, avoid application under conditions when uniform coverage cannot be obtained or when excessive spray drift may occur. To reduce spray drift, do not apply under windy conditions. Allow adequate distance between target area and desirable vegetation to prevent drift to nontarget areas. **Avoid placing nozzles directly over the corn row and concentrating spray into the corn whorls.** Boom height for broadcast over-the-top application should be based upon the free-standing height of the crop, not height above the soil surface; and should be at least 15 inches above the crop canopy. If hooded sprayers are used, avoid spraying Exceed into the corn whorl and plug nozzles directly over the row.

Avoid all direct or indirect contact (such as spray drift) of Exceed with crops other than those recommended for treatment on this label, since injury may occur.

Chemigation: Do not apply this product through any type of irrigation system.

Aerial Application: Apply Exceed in water using a minimum spray volume of 3 gals./A. Include a nonionic surfactant, i.e., X-77[®], at 1 qt./100 gals. of spray mix (0.25% volume/volume), or a good quality crop oil concentrate at no more than 2 pts./A (see following **Mixing Instructions**). Avoid application under conditions where uniform coverage cannot be obtained or where excessive spray drift may occur. Make applications at a maximum height of 10 ft. above the corn with low-drift nozzles at a maximum pressure of 40 psi and do not spray if wind speed is 10 mph or greater to assure accurate Exceed application within the target area.

Avoid application to humans or animals. Flagmen and loaders should avoid inhalation of spray mist and prolonged contact with skin.

Do not apply Exceed by aerial application in New York state.

Recommendations to Avoid Spray Drift

As with all crop protection products, it is important to avoid off-target movement. Do not allow spray to drift onto adjacent land or crops, as even small amounts may injure sensitive plants. When drift may be a problem, take steps to reduce spray drift, including:

- Do not spray if wind speed is 10 mph or greater. Do not spray if winds are gusty. If sensitive crops or plants are downwind, extreme caution must be used under all conditions.
- Use extreme caution when conditions are favorable for drift (high temperatures, drought, low relative humidity), especially when sensitive plants are located nearby.
- Do not apply when a temperature inversion exists. If an inversion condition is suspected, consult with local weather services before making an application.
- Further reductions in drift can be obtained by:
 1. Using nozzles that provide a uniform droplet size. Use nozzles that produce medium to coarse droplets (250-400 microns) that are less prone to result in spray drift.
 2. Use flat fan nozzles. For example, Turbo Teejet, XR[®] Teejet, RF Raindrop[®], or similar, low pressure nozzles are preferred.
 3. Recalibrate sprayer using reduced spray pressures and increased spray volumes to produce larger droplets when conditions favor drift.
 4. Applying as close to target plants as practical to obtain a good spray pattern for adequate coverage, while maintaining a minimum boom height of 15 inches over the corn canopy for ground application.

Exceed may be applied postemergence (over-the-top or directed) to field corn between 4 and 30 inches in height (minimum of 10 inches and only directed applications for inbred lines and popcorn). To ensure good spray coverage of the weeds and avoid potential crop injury, applications made when the field corn is 20-30 inches tall or exhibits more than 6 collars (V6), whichever comes first, should be directed using drop nozzles. Since Exceed offers up to 4 weeks residual weed control, it is more important to time applications to the optimum weed heights listed in Table 1, rather than corn height. In drier climates (i.e., the western Cornbelt), crop oil concentrate (COC) is the preferred additive, instead of nonionic surfactant, when applying Exceed alone. If weeds other than those listed in Table 1 are anticipated, apply an appropriately labeled preplant, preemergence, or postemergence herbicide or herbicide combination. Dual II, Dual II MAGNUM, Bicep II, Bicep II MAGNUM, Bicep Lite II, Bicep Lite II MAGNUM, Dual II + AATrex® are examples of herbicide treatments that can precede Exceed application. Consult their respective labels for directions, precautions, and limitations before applying.

Table 1: Weeds Controlled or Partially Controlled with Exceed Applied Postemergence at the Standard Rate of 1 oz./A

Weeds Controlled	Weed Size Ranges for Optimum Control (inches)
Amaranth, Palmer (<i>Amaranthus palmeri</i>) ²	1-4
Anoda, Spurred (<i>Anoda cristata</i>)	1-4
Artichoke, Jerusalem (<i>Helianthus tuberosus</i>)	1-6
Beggarweed, Florida (<i>Desmodium tortuosum</i>)	1-6
Bindweed, Field (<i>Convolvulus arvensis</i>) ¹	2-6
Bindweed, Hedge (<i>Calystegia sepium</i>)	1-5
Buckwheat, Wild (<i>Polygonum convolvulus</i>) ³	2-5
Buffalobur (<i>Solanum rostratum</i>)	1-5
Burcucumber (<i>Sicyos angulatus</i>)	1-8
Carrot, Wild (<i>Daucus carota</i>)	1-3
Cocklebur, Common (<i>Xanthium strumarium</i>) ²	2-12
Dandelion (<i>Taraxacum officinale</i>)	1-5
Devil's-Claw (<i>Proboscidea louisianica</i>)	2-10
Foxtail, Yellow (<i>Setaria glauca</i>) ¹	1-3
Horsenettle (<i>Solanum carolinense</i>) ¹	1-6
Horseweed (Marestail) (<i>Conyza canadensis</i>)	1-6
Jimsonweed (<i>Datura stramonium</i>)	1-6
Johnsongrass, Seedling (<i>Sorghum halepense</i>) ¹	4-12
Kochia (<i>Kochia scoparia</i>) ²	1-6
Lambsquarters, Common (<i>Chenopodium album</i>)	1-4
Mallow, Common (<i>Malva neglecta</i>) ¹	1-5
Mallow, Venice (<i>Hibiscus trionum</i>)	1-6
Morningglory, Ivyleaf (<i>Ipomoea hederacea</i>) ¹	1-4
Morningglory, Pitted (<i>Ipomoea lacunosa</i>)	1-4
Morningglory, Tall (<i>Ipomoea purpurea</i>) ¹	1-4
Mustard, Wild (<i>Brassica kaber</i>)	1-10
Nightshade, Black (<i>Solanum nigrum</i>)	1-4
Nightshade, Eastern Black (<i>Solanum ptycanthum</i>)	1-4
Pigweed, Redroot (<i>Amaranthus retroflexus</i>) ²	1-5
Pigweed, Smooth (<i>Amaranthus hybridus</i>) ²	1-5
Pokeweed, Common (<i>Phytolacca americana</i>) ¹	2-12
Puncturevine (<i>Tribulus terrestris</i>)	1-8
Pusley, Florida (<i>Richardia scabra</i>)	1-6
Quackgrass (<i>Elytrigia repens</i>) ¹	4-8
Ragweed, Common (<i>Ambrosia artemisiifolia</i>)	2-12
Ragweed, Giant (<i>Ambrosia trifida</i>)	2-10
Sesbania, Hemp (<i>Sesbania exaltata</i>)	1-6
Shattercane (<i>Sorghum bicolor</i>) ^{1, 2}	4-12
Sicklepod (<i>Cassia obtusifolia</i>)	1-5

continued...

Waterhemp and Amaranth Control Program: Since common waterhemp, tall waterhemp, Palmer amaranth, smooth and redroot pigweed are prolific seed producers, have a long germination period, ALS-resistant biotypes exist, and have become problem weeds in certain areas. The following 3-step program has provided good results for control of heavy infestations of these weeds: (1) Apply Bicep II, Bicep II MAGNUM, Bicep Lite II, Bicep Lite II MAGNUM, Dual II, or Dual II MAGNUM early preplant, preplant incorporated, or preemergence at the recommended rate for that soil. If weeds have emerged prior to the application of Bicep II, Bicep II MAGNUM, Bicep Lite II, Bicep Lite II MAGNUM, Dual II, or Dual II MAGNUM, control them with tillage or a burndown herbicide; (2) Apply a postemergence tank mixture of Exceed plus Banvel, Clarity, AAtrex (atrazine), or Marksman (refer to Table 3 regarding timings, rates, and additives for these tank mixtures); and (3) If needed, cultivate 1-3 weeks after the postemergence application. In addition to controlling waterhemp and amaranth species, this program is also effective in controlling most other weeds common in corn.

IMPORTANT: FOR TANK MIXTURES WITH AATREX (OR OTHER BRANDS OF ATRAZINE) – If applying Exceed in tank mixture with AAtrex (atrazine), all the restrictions and rate limitations on the AAtrex (atrazine) label must be followed, if more restrictive/protective than those on this label.

Table 3: Exceed Tank Mixtures – Use Exceed at 1 or 0.8 oz./A and add one of the mixing partners recommended below.

Weed and Recommended Size (inches) ¹	Tank Mix Partner and Rate	Recommended Additive ³	Corn Height Range (inches)
Canada Thistle (1-8) Other Thistles (1-6) ² Field Bindweed (2-10) ² Hemp Dogbane (3-15) ² Horsenettle (2-6) Poison Ivy (1-4) ² Pokeweed (2-12) Milkweeds (2-10) ²	Banvel or Clarity 1/4-1/2 pt./A	NIS	4-12 or 8-24 directed
	2,4-D 1/4-1/2 pt./A 4EC	NIS	4-8 or 8-24 directed
Giant Ragweed (2-12 or heavy infestations)	Beacon® 0.19-0.38 oz./A	COC or NIS	4-20 or 8-30 directed
Cocklebur (2-14) Lambsquarters (1-8 or heavy infestations) Morningglories (1-6 or heavy infestations) Ragweed, Common (2-12) Smartweed (1-8) Velvetleaf (1-12)	AAtrex (atrazine) ⁴ 3/4-1 1/2 qts./A 4L	COC	4-12 or 8-12 directed
	Banvel or Clarity 1/8-1/2 pt./A (3/8-1/2 pt./A for ALS-resistant weeds)	NIS ⁶	4-20 or 8-24 directed
	Buctril 1/2-1 pt./A	NIS	4-20 or 8-30 directed
	Buctril + atrazine 1-2 1/2 pts./A	NIS	4-12 or 8-12 directed
	Marksman 1-2 pts./A	NIS	4-12 or 8-12 directed
Kochia (1-8 or areas with confirmed ALS resistance 1-6) Pigweeds, Palmer Amaranth, and Waterhemp (1-8 or ALS-resistant)	AAtrex (atrazine) 1-1 1/2 qts./A 4L	COC	4-12 or 8-12 directed
	Banvel or Clarity 1/4-1/2 pt./A (3/8-1/2 pt./A for ALS-resistant weeds)	NIS	4-20 or 8-24 directed
	Marksman 1-2 pts./A	NIS	4-12 or 8-12 directed
	Tough® 3.75EC ⁵ 1-2 pts./A	COC	4-20
Johnsongrass (3-15) Quackgrass (3-8) Shattercane (4-12)	Beacon 0.38 oz./A	COC or NIS	4-20 or 8-30 directed
	Accent® 1/3 oz./A	COC or NIS	4-20 or 8-30 directed
	Accent 1/3 oz./A + Banvel or Clarity 1/8-1/2 pt./A	NIS ⁶	4-20 or 8-24 directed
Other Grasses – refer to Accent label	Accent ⁶ 1/3-1/2 oz./A	COC or NIS	4-20 or 8-30 directed
	Accent ⁶ 1/3-1/2 oz./A + Banvel or Clarity 1/8-1/2 pt./A	NIS ⁶	4-12 or 8-24 directed

- ¹Recommended weed sizes for optimum control.
- ²Partially controlled or suppressed.
- ³NIS = Nonionic Surfactant or COC = Crop Oil Concentrate; nitrogen may also be added, refer to the **Mixing Instructions** section of this label.
- ⁴Mixtures with AAtrex (atrazine) or premixes containing atrazine may result in some reduction in control (antagonism) on cocklebur, quackgrass, sunflower, and velvetleaf.
- ⁵Mixtures with Tough may result in reduction in control (or antagonism) on velvetleaf.
- ⁶If 1/8 pt./A (2 oz./A) of Banvel or Clarity is used, COC may be used in place of NIS. At higher rates of Banvel or Clarity, only use NIS. When kochia, pigweeds, Palmer amaranth, and/or waterhemp are present, the minimum rate of Banvel or Clarity recommended is 1/4 pt./A.

CROP FAILURE

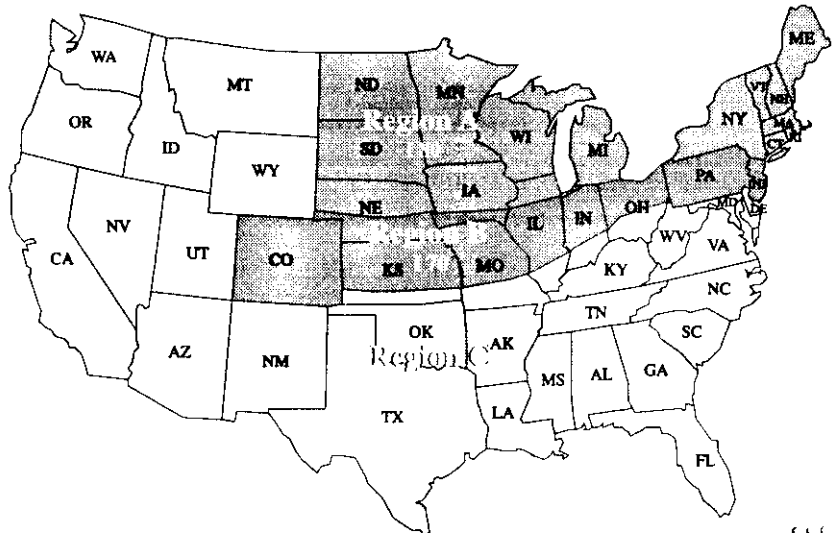
If corn treated with Exceed is lost due to a natural catastrophe, such as hail or frost, normal field corn may be replanted, but not until 4 weeks or more after application. An IR or IMR corn hybrid may be replanted immediately. For control of weeds in replanted corn, Exceed may not be applied a second time; i.e., only one application of Exceed may be applied during the cropping season.

ROTATIONAL CROPS


The following crops may be planted at the intervals indicated following an application of Exceed. Planting at shorter intervals may result in injury to the rotational crop and/or illegal residues.

Rotational Crops	Region A Minimum Plant Back Interval Where Soil pH Is Below 7.8	Region B Minimum Plant Back Interval Where Soil pH Is Below 7.8	Region C Minimum Plant Back Interval Where Soil pH Is Below 7.8
Soybeans	18 mos.	18 mos.	10 mos.
STS Soybeans*	18 mos.	10 mos.	10 mos.
Cotton	-	18 mos.	10 mos.
Cabbage, Canola, Dry beans, Flax, Sweet Potatoes, Tobacco, Tomatoes	18 mos.	18 mos.	10 mos.

*STS Soybeans have enhanced tolerance to certain sulfonylurea herbicides. For soil pH at 7.8 or above, refer to Exception 4.



Note: Border between Regions A & B follows Interstate 80, unless otherwise indicated. Border between Regions B & C follows Interstate 70, unless otherwise indicated.



9/11

Rotational Crops (Regions A, B, & C)	Minimum Interval Where Soil pH is Below 7.8	Comments
IR or IMR Field Corn Hybrids	None	Refer to Crop Failure section
Normal Field Corn	4 Weeks	Refer to Crop Failure section
Popcorn, Sweet Corn, Wheat, Barley, Rye, Oats, Triticale	3 Months	
Sorghums, Forage Grasses, Green Beans, Peas, Proso Millet, Rice, Snap Beans	10 Months	Refer to Exceptions below
Alfalfa, Clovers, Lentils	18 Months	Refer to Exceptions below
Sunflowers, Sugar Beets, Leeks, Onions	18 Months; 36 Months in the Red River Valley area of MN or ND	
All other crops	18 Months	

For soil pH at 7.8 or above, refer to Exception 4.

Exceptions to the above tables:

- In Region A of the northern U.S.** (i.e., north of Interstate Highway 80, including CT, IA, IL, MA, ME, MI, MN, ND, NE, NH, NY, RI, SD, VT, and WI) (see county listings below), rotate only to field corn, popcorn, sweet corn, sorghum, wheat, barley, rye, oats, triticale, proso millet, or forage grasses the next year, or crop injury may occur. The following IA counties and all those located to the north are included in **Region A**: Harrison, Shelby, Audubon, Guthrie, Dallas, Polk, Jasper, Poweshiek, Iowa, Johnson, Muscatine, Cedar, and Scott. All NE counties intersected by I-80 are included in **Region B** except for the following northern counties which are included in **Region A**: Deuel, Cheyenne, and Kimball. The following NE counties located North of I-80 are included in **Region B**: Saunders, Butler, Polk, and Merrick. The following IL counties only are included in **Region A**: Whiteside, Carroll, Joe Daviess, Stephenson, Lee, Ogle, Winnebago, Boone, DeKalb, Kane, McHenry, Cook, DuPage, and Lake.
- In the Red River Valley area of MN or ND or areas adjacent to the Red River Valley with the same pH type**, use this product only when field corn or small grain cereals will be the only crop grown the following year.
- In west TX, western OK, NM, AZ, CO, WY, the panhandle of NE, ID, UT, and the intermountain areas of WA and OR**, use this product only when corn, sorghum, small grain cereals, proso millet, cotton, dry beans, or peas will be the only crop grown the following year. Note pH and rainfall/irrigation restrictions in exceptions 5 and 6 below.
- For the entire U.S., in areas with very high pH soils (7.8 or higher)**, such as areas where iron chlorosis occurs or where calcareous deposits are visible in the soil, stunting or injury of soybeans or other broadleaf crops may occur the year following an Exceed application. In these areas, use Exceed only if field corn, sorghum, small grain cereals, or proso millet will be planted the next year. This restriction does not apply to MS, LA, AR, and southern and eastern TX, including South Texas, the Lower Rio Grande Valley, the Coastal Bend, and the Blacklands. In these areas, cotton or soybeans can be planted on all soils (at least 10 months after application) provided there are at least 12 inches of rainfall or irrigation during the first 5 months after application of Exceed. Caution: Irrigation with alkaline water can result in an elevated soil pH. (Refer also to Precaution Statement 6.)
- For the entire U.S., if severe drought conditions develop** (less than 12 inches of rainfall/irrigation within the first 5 months following application of Exceed and/or less than 1 inch within the first 4 weeks after application) rotational crop injury may occur unless the treated field is rotated only to field corn, sorghum, wheat, barley, rye, oats, triticale, proso millet, or forage grasses. Cotton, or STS soybeans (which have enhanced tolerance to certain sulfonylurea herbicides) may be planted the next year, however; refer to the rotational crops table.
- For rotational crop restrictions **when Exceed is used in tank mixtures or sequentially with other registered herbicides**, refer to the rotational intervals and exceptions above for Exceed and to the respective product label of any mixing partner for additional restrictions and use the longest interval.

STORAGE AND DISPOSAL

Pesticide Storage

Store in a cool, dry place. Do not store this product under wet conditions.

Pesticide Disposal

Do not contaminate water, food, or feed by storage, disposal, or cleaning of equipment. ~~Open dumping is prohibited.~~ Wastes resulting from the use of this product are toxic. Improper disposal of unused pesticide, spray mixture, or rinsate is a violation of federal law. Pesticide, spray mixture, or rinsate that cannot be used according to label instructions must be disposed of according to federal, state, or local procedures. For guidance in proper disposal methods, contact your State Pesticide or Environmental Control Agency, or the Hazardous Waste Representative at the nearest EPA Regional Office.

Container Disposal

Do not reuse bottle. Triple rinse (or equivalent) and offer for recycling or reconditioning, or puncture and dispose of in a sanitary landfill, or by incineration, or by open burning, if allowed by state and local authorities. If burned, keep out of smoke.

For minor spills, leaks, etc., follow all precautions indicated on this label and clean up immediately. Take special care to avoid contamination of equipment and facilities during cleanup procedures and disposal of wastes. In the event of a major spill, fire, or other emergency, call 1-800-888-8372, day or night.

PRECAUTIONARY STATEMENTS**Hazards to Humans and Domestic Animals****CAUTION**

Causes eye irritation. Harmful if swallowed, inhaled, or absorbed through skin. Avoid contact with eyes, skin, or clothing. Avoid breathing vapor or spray mist.

Statement of Practical Treatment

If in eyes: Flush eyes with plenty of water. Get medical attention if irritation persists.

If inhaled: Remove victim to fresh air.

If swallowed: Call a physician or Poison Control Center. Drink 1 or 2 glasses of water and induce vomiting by touching back of throat with finger. Do not induce vomiting or give anything by mouth to an unconscious person.

If on skin: Wash with plenty of soap and water. Get medical attention if irritation occurs and persists.

Note to Physician: If ingested, induce emesis or lavage stomach. Treat symptomatically.

Personal Protective Equipment**Applicators and other handlers must wear:**

- Long-sleeved shirt and long pants
- Waterproof gloves
- Shoes plus socks

Follow manufacturer's instructions for cleaning/maintaining Personal Protective Equipment (PPE). If no such instructions for washables, use detergent and hot water. Keep and wash PPE separately from other laundry.

Engineering Control Statements

When handlers use closed systems, enclosed cabs, or aircraft in a manner that meets the requirements listed in the Worker Protection Standard (WPS) for agricultural pesticides [40 CFR 170.240(d)(4-6)], the handler PPE requirements may be reduced or modified as specified in the WPS.

User Safety Recommendations**Users should:**

- Wash hands before eating, drinking, chewing gum, using tobacco, or using the toilet.
- Remove clothing immediately if pesticide gets inside. Then wash thoroughly and put on clean clothing.

Environmental Hazards

Do not apply directly to water, to areas where surface water is present, or to intertidal areas below the mean high water mark. Do not contaminate water when disposing of equipment wash water or rinsate.

This chemical demonstrates the properties and characteristics associated with chemicals detected in ground water. The use of this chemical in areas where soils are permeable, particularly where the water table is shallow, may result in ground water contamination.

AAtrex®, Beacon®, Bicep II®, Bicep II MAGNUM®, Bicep Lite II®, Bicep Lite II MAGNUM®, CustomPak™, Dual II®, Dual II MAGNUM®, Exceed®, and Tough® trademarks of Syngenta
U.S. Patent Nos. 4,478,635; 4,671,819; 4,618,361; 5,002,606

Accent®, Bladex®, Extrazine®, and STS® trademarks of E. I. duPont de Nemours and Company, Inc.

Banvel®, Clarity®, Marksman®, Poast®, and Poast Plus® trademarks of BASF Corporation

Buctril® trademark of Rhône-Poulenc Ag Company

Clorox® trademark of Clorox Company

Counter® CR® and Thimet® trademarks of American Cyanamid Company

Dyfonate® trademark of Zeneca Ag Products

Lorsban® trademark of Dow AgroSciences

RF Raindrop® trademark of Delaran-Delta, Inc.


X-77® trademark of Loveland Industries, Inc.

XR® trademark of Spraying Systems Company

©2001 Syngenta

Syngenta Crop Protection, Inc.
Greensboro, North Carolina 27409
www.syngenta-us.com

SCP 774B-M9F 0401



11/11

CustomPak™
Exceed®

HERBICIDE
For weed control in field corn (grown for grain, silage, or seed) and popcorn

Active Ingredients:
Prosulfuron: 1-(4-methoxy-6-methyltriazin-2-yl)-3-[2-(3,3,3-trifluoropropyl)phenylsulfonyl]urea 28.5%
Primsulfuron-methyl: 3-[4,6-bis(difluoromethoxy)-pyrimidin-2-yl]-1-(2-methoxycarbonylphenylsulfonyl) urea . . 28.5%
Inert Ingredients: 43.0%

Total: 100.0%

Exceed is a water-dispersible granule.

EPA Reg. No. 100-774
EPA Est. 100-LA-1

CustomPak™ and Exceed® trademarks of Syngenta

U.S. Patent No. 4,671,819
©2001 Syngenta
Syngenta Crop Protection, Inc.
Greensboro, NC 27409
www.syngenta-us.com
SCP 774B-M9F 0401

20 OUNCES
NET WEIGHT

See directions for use in attached booklet.

AGRICULTURAL USE REQUIREMENTS
Use this product only in accordance with its labeling and with the Worker Protection Standard, 40 CFR part 170. Refer to supplemental labeling under "Agricultural Use Requirements" in the Directions for Use section for information about this standard.

KEEP OUT OF REACH OF CHILDREN.
CAUTION

Precautionary Statements
Hazards to Humans and Domestic Animals

Causes eye irritation. Harmful if swallowed, inhaled, or absorbed through skin. Avoid contact with eyes, skin, or clothing. Avoid breathing vapor or spray mist.

Refer to Statement of Practical Treatment and Note to Physician in attached booklet.

Environmental Hazards
Do not apply directly to water, to areas where surface water is present, or to intertidal areas below the mean high water mark. Do not contaminate water when disposing of equipment wash water or rinsate.

This chemical demonstrates the properties and characteristics associated with chemicals detected in ground water. The use of this chemical in areas where soils are permeable, particularly where the water table is shallow, may result in ground water contamination.

