

100-773

12-11-2003

5746 435

1/14



UNITED STATES ENVIRONMENTAL PROTECTION AGENCY
WASHINGTON, D.C. 20460

OFFICE OF
PREVENTION, PESTICIDES AND
TOXIC SUBSTANCES

Ruhi Rezaaiyan
Regulatory Product Manager
Syngenta Crop Protection, Inc.
P.O. Box 18300
Greensboro, NC 27419-8300

DEC 11 2003

Subject: PPZ 1.55% HG
EPA Reg. No. 100-773
Amendment dated September 12, 2003

Dear Dr. Rezaaiyan:

The amended label referred to above, submitted in connection with registration under the Federal Insecticide, Fungicide and Rodenticide Act as amended is acceptable provided the following change is made:

1. In the Storage and Disposal section under "If partly filled", change "...place used product...." to "...place unused product...."

One copy of the label stamped "Accepted with comments" is enclosed for your records. This label supercedes all labels previously accepted for this product. Please submit one copy of the final printed label that incorporates the required change before the product is released for shipment.

If you have any questions, please contact Robert Westin by phone at (703) 305-5721 or via email at westin.robert@epa.gov.

Sincerely,

A handwritten signature in cursive script that reads "Mary J. Waller".

Mary Waller
Product Manager (21)
Fungicide Branch
Registration Division (7505C)

Enclosure

2/14

**PPZ 1.55% HG
Fungicide**

Active Ingredient:	
Propiconazole: (CAS No. 60207-90-1).....	1.55%
Other Ingredients:	98.45%
Total:	100.00%

KEEP OUT OF REACH OF CHILDREN.

WARNING

See additional precautionary statements on back panel.

EPA Reg. No. 100-773
EPA EST.

SCP 773A-L1


one pint (16 fl. oz.)
one quart (32 fl.oz.)
Net Contents

**ACCEPTED
with COMMENTS
In EPA Letter Dated:**

DEC 11 2003

**Under the Federal Insecticide,
Fungicide, and Rodenticide Act,
as amended, for the pesticide
registered under EPA Reg. No.**

100-773



Water Based

- Broad spectrum and systemic disease control on roses, flowers, home lawns, trees, and shrubs
- Controls brown patch, powdery mildew, black spot, rust, blights, scab, and more
- Contains Banner®
- Prevents and stops major diseases on roses, flowers, lawns, trees, and shrubs
- (Optional Language)Concentrate - Just mix with water and spray
- (Optional Language)For use in pressure type or hose-end sprayers
- (Optional Language for 32 oz. package) Treats up to 2,666 square feet of lawn.
- (Optional language for 16 oz. package) Treats up to 1,333square feet of lawn
- Absorbed into the plant - Can't be washed off by rain or sprinklers after spray has dried
- Not affected by rain after spray has dried
- Systemic disease control
- Systemic Action - Can't be washed off by rain after spray has dried
- Prevents a large variety of diseases on home lawns and ornamentals
- Prevents lawn diseases before they happen
- Broad spectrum disease control on home lawns and ornamentals
- Works up to 4 weeks for certain diseases
- Encourages increased turf rooting
- Improves color in woody shrubs

Prevents and stops . . .

- | | |
|---------------|------------------|
| • Black Spot | • Brown Patch |
| • Dollar Spot | • Powdery Mildew |
| • Rust | • Leaf Spot |

. . . and more!

4/14

FIRST AID	
If in eyes	<ul style="list-style-type: none">• Hold eye open and rinse slowly and gently with water for 15-20 minutes.• Remove contact lenses, if present, after the first 5 minutes, then continue rinsing eye.• Call a poison control center or doctor for treatment advice.
If swallowed	<ul style="list-style-type: none">• Call a poison control center or doctor immediately for treatment advice.• Have person sip a glass of water if able to swallow.• Do not induce vomiting unless told to do so by the poison control center or doctor.• Do not give anything by mouth to an unconscious person.
If on skin or clothing	<ul style="list-style-type: none">• Take off contaminated clothing.• Rinse skin immediately with plenty of water for 15-20 minutes.• Call a poison control center or doctor for treatment advice.
If inhaled	<ul style="list-style-type: none">• Move person to fresh air.• If person is not breathing, call 911 or an ambulance, then give artificial respiration, preferably by mouth-to-mouth, if possible.• Call a poison control center or doctor for further treatment advice.
NOTE TO PHYSICIAN If ingested, induce emesis or lavage stomach. Treat symptomatically.	
Have the product container or label with you when calling a poison control center or doctor, or going for treatment.	
HOT LINE NUMBER For 24 Hour Medical Emergency Assistance (Human or Animal) or Chemical Emergency Assistance (Spill, Leak, Fire, or Accident), Call 1-800-888-8372	

PRECAUTIONARY STATEMENTS

Hazards to Humans and Domestic Animals

WARNING


5/14

Causes substantial, but temporary eye injury. Do not get in eyes. Wear goggles or safety glasses. Harmful if swallowed, inhaled, or absorbed through skin. Avoid contact with skin or clothing. Avoid breathing vapor or spray mist. Wash thoroughly with soap and water after handling. Remove contaminated clothing and wash before reuse.

Do not allow people or pets to contact treated areas until spray is dry.

Environmental Hazards

This pesticide is toxic to fish. Do not apply directly to water. Do not contaminate water when disposing of equipment wash water. **Questions or Comments?** Call 1-800-888-8372.



6/14

CONDITIONS OF SALE AND LIMITATION OF WARRANTY AND LIABILITY

NOTICE: Read the entire Directions for Use and Conditions of Sale and Limitation of Warranty and Liability before buying or using this product. If the terms are not acceptable, return the product at once, unopened, and the purchase price will be refunded.

The Directions for Use of this product should be followed carefully. It is impossible to eliminate all risks inherently associated with the use of this product. Crop injury, ineffectiveness or other unintended consequences may result because of such factors as manner of use or application, weather or crop conditions, presence of other materials or other influencing factors in the use of the product, which are beyond the control of SYNGENTA CROP PROTECTION, Inc. or Seller. All such risks shall be assumed by Buyer and User, and Buyer and User agree to hold SYNGENTA and Seller harmless for any claims relating to such factors.

SYNGENTA warrants that this product conforms to the chemical description on the label and is reasonably fit for the purposes stated in the Directions for Use, subject to the inherent risks referred to above, when used in accordance with directions under normal use conditions. This warranty does not extend to the use of the product contrary to label instructions, or under abnormal conditions or under conditions not reasonably foreseeable to or beyond the control of Seller or SYNGENTA, and Buyer and User assume the risk of any such use. SYNGENTA MAKES NO WARRANTIES OF MERCHANTABILITY OR OF FITNESS FOR A PARTICULAR PURPOSE NOR ANY OTHER EXPRESS OR IMPLIED WARRANTY EXCEPT AS STATED ABOVE.

In no event shall SYNGENTA or Seller be liable for any incidental, consequential or special damages resulting from the use or handling of this product. **THE EXCLUSIVE REMEDY OF THE USER OR BUYER, AND THE EXCLUSIVE LIABILITY OF SYNGENTA AND SELLER FOR ANY AND ALL CLAIMS, LOSSES, INJURIES OR DAMAGES (INCLUDING CLAIMS BASED ON BREACH OF WARRANTY, CONTRACT, NEGLIGENCE, TORT, STRICT LIABILITY OR OTHERWISE) RESULTING FROM THE USE OR HANDLING OF THIS PRODUCT, SHALL BE THE RETURN OF THE PURCHASE PRICE OF THE PRODUCT OR, AT THE ELECTION OF SYNGENTA OR SELLER, THE REPLACEMENT OF THE PRODUCT.**

SYNGENTA and Seller offer this product, and Buyer and User accept it, subject to the foregoing Conditions of Sale and Limitation of Warranty and Liability, which may not be modified except by written agreement signed by a duly authorized representative of SYNGENTA.

7/14

DIRECTIONS FOR USE

It is a violation of federal law to use this product in a manner inconsistent with its labeling.

STOP. READ ALL INSTRUCTIONS INSIDE BEFORE USE.

FAILURE TO FOLLOW THE DIRECTIONS FOR USE AND PRECAUTIONS ON THIS LABEL MAY RESULT IN POOR DISEASE CONTROL OR INJURY TO DESIRABLE PLANTS.

STORAGE AND DISPOSAL

Do not contaminate water, food, or feed by storage or disposal.

Pesticide Storage

Store in a cool, dry place, away from heat or open flame.

Pesticide Disposal

If empty: Do not reuse this container. Place in trash or offer for recycling if available.

If partly filled: Call your local solid waste agency or call 1-800-334-9481 for disposal instructions. Never place used product down any indoor or outdoor drain.

GENERAL INFORMATION

This water-based systemic fungicide effectively prevents and stops major diseases on roses, flowers, lawns, trees and shrubs.

USE TIPS

- This product is highly effective when it is used to prevent diseases or applied at the first sign of disease. Consider treating early in the season. This product will not eliminate disease already present.
- When used as directed, this product is safe to plants and controls the diseases listed. Plants not listed may be injured by this product and diseases not listed may not be controlled.
- Do not apply this product to African violets, begonias, Boston ferns, or geraniums.
- If you need more information about lawn and ornamentals diseases, contact your local County Extension Service.

MIXING PROCEDURES

Shake well before using. Apply only with a pump-up pressure sprayer, concentrate plus water-style, or a hose-end sprayer.

NOTE: ½ fl. oz. = 1 Tablespoon
 1 fl. oz. = 2 Tablespoons

8/14

Food utensils, such as measuring cups and spoons, must not be used for food purposes after use in measuring pesticides.

Pump-Up Sprayer

1. Fill with required amount of water.
2. Add the amount of concentrate specified in the charts that follow.
3. Shake well before application.

Concentrate Plus Water Style Sprayer

1. From the following chart, determine the amount of concentrate required.
2. Pour concentrate into sprayer jar to the required "fl. oz." level.
3. Then add the required amount of water to the "gals." level.
4. Replace sprayer top on jar and shake well before spraying.

Dial-Style Hose-End Sprayer

1. Set sprayer on the "fl. oz./gallon" level specified in the following chart.
2. Use only enough product for the area to be treated.
3. Close sprayer, attach to hose and apply product to lawn.

(For example: To treat a 1,000 sq. ft. lawn for powdery mildew, pour 12 fl. oz. into sprayer jar. Set sprayer dial at 3 fl. oz. per gallon.)

(Optional language for product sold in a HOSE-END SPRAYER package)

HOSE-END SPRAYER: Easy to Use.

1. Make sure knob control is in the Off position. Shake well and attach to hose.
2. Turn water on at faucet, aim nozzle toward lawn or desired plant and turn control lever to ON to begin spraying.
3. When finished turn control lever to OFF position. Discharge residual water pressure by turning ON and OFF again.


APPLICATION INSTRUCTIONS

STOP. DO NOT ALLOW PEOPLE OR PETS TO CONTACT TREATED AREAS UNTIL SPRAY HAS DRIED.

ROSES AND FLOWERS

General Directions

1. Apply product to the point just when it begins to run off of the leaves.
2. Allow spray to completely dry before watering.



9/14

Plant	Disease	Amount of Product	Comments
Roses	Powdery Mildew	1 Tablespoon (1/2 fl. oz.) per gal. of water	Thorough coverage needed for best results. Begin application at bud break. Treat every 10 days.
	Black Spot Rust	2 Tablespoons (1 fl. oz.) per gal. of water	Treat every 10 days. Note: May not provide 100% control of black spot under severe conditions.
Calendula	Powdery Mildew	1 Tablespoon (1/2 fl. oz.) per gal. of water	Apply every 30 days.
Carnation, Iris	Rust	1 Tablespoon (1/2 fl. oz.) per gal. of water	Apply every 10-14 days.
Chrysanthemums	Ray Blight	2 Tablespoons (1 fl. oz.) per gal. of water	Apply every 7 days.
Delphinium	Powdery Mildew	1 Tablespoon (1/2 fl. oz.) per gal. of water	Apply every 14 days.
Marigold	Leaf blight, Leaf spots	2 Tablespoons (1 fl. oz.) per gal. of water	Apply every 14 days.
Phlox, Zinnia	Powdery Mildew	1 Tablespoon (1/2 fl. oz.) per gal. of water	Apply every 10-14 days.
Snapdragons	Rust	2 Tablespoons (1 fl. oz.) per gal. of water	Apply every 10 days.
Sweet William	Leafspot	1 Tablespoon (1/2 fl. oz.) per gal. of water	Apply every 14 days.

LAWNS

1. Apply after mowing or allow sprayed area to completely dry before mowing.
2. Measure the length and width of area to be treated before application. Length x width = square feet. For example, an area 25 ft. long and 20 ft. wide is 500 sq. ft.

10/14

Established Lawns

Disease	Amount of Product	Comments
Brown Patch	5 fl. oz. in 1 gal. of water per 250 sq. ft. of lawn	If needed, repeat treatment every 10 days. First application should be in May or June before disease is present.
Dollar Spot, Powdery Mildew, Rust, Anthracnose	3 fl. oz. in 1 gal. of water per 250 sq. ft. of lawn	Apply every 14 days.
Fusarium Patch	5 fl. oz. in 1 gal. of water per 250 sq. ft. of lawn	If needed, repeat every 21 days when conditions are favorable for disease to occur.
Necrotic Ring Spot	9 fl. oz. in 1 gal. of water per 250 sq. ft. of lawn	Apply in the fall and/or the early spring.
Red Thread, Pink Patch, Dichondra Rust on Dichondra Lawns	5 fl. oz. in 1 gal. of water per 250 sq. ft. of lawn	If needed, repeat every 21 days when conditions are favorable for disease to occur.
Snowmold (Gray or Pink)	5 fl. oz. in 1 gal. of water per 250 sq. ft. of lawn	Apply twice in the fall prior to snow cover waiting 14 days between each application.
Spring Dead Spot	9 fl. oz. in 1 gal. of water per 250 sq. ft. of lawn	Apply when conditions are favorable for disease development.
Stripe Smut	3 fl. oz. in 1 gal. of water per 250 sq. ft. of lawn	Apply in Fall after grass is dormant or in early Spring before grass starts to grow.
Take-All Patch	5 fl. oz. in 1 gal. of water per 250 sq. ft. of lawn	Apply twice in the Fall (Sept. and Oct.) and twice in the spring (April and May). Southern lawns also need to be treated twice in the summer (June - August).
Zoysia Patch	5 fl. oz. in 1 gal. of water per 250 sq. ft. of lawn	Make one application in the early fall prior to development of disease symptoms.

11/14

New Seedlings

Amount of Product	Comments
5 fl. oz. in 2 gals. Of water per 500 sq. ft. of lawn	Apply at the 2 to 3-leaf stage of growth for faster root development and top growth.

TREES AND SHRUBS

General Directions

1. Spray just until product runs off leaves.
2. Allow the spray to dry before watering plants.

Plant	Disease	Amount of Product	Comments
Ash	Powdery Mildew	3 Tablespoons (1 1/2 fl. oz.) per gal. of water	Apply every 21 days.
Azalea	Flower blight	1/2 Tablespoon (1/4 fl. oz.) per gal. of water	Apply when there is a 5% bloom and again at 70% bloom.
Crab Apple	Scab Rust	1/2 Tablespoon (1/4 fl. oz.) per gal. of water	Apply when buds just begin to break open. For scab, apply every 14 days. For rust, make 3 applications, beginning when buds just begin to break open. Apply at 7-day intervals.
	Powdery Mildew	1 1/2 Tablespoons (3/4 fl. oz.) per gal. of water	Apply every 14 days.

Note: Do not use fruit from treated crab apples for food purposes.

Crape Myrtle	Powdery Mildew	3 Tablespoons (1 1/2 fl. oz.) per gal. of water	Apply every 21 days.
--------------	----------------	---	----------------------

12/14

Plant	Disease	Amount of Product	Comments
Dogwood	Anthracoese	1 Tablespoon (1/2 fl. oz.) per gal. of water	Apply every 14-28 days.
Douglas Fir Shasta Fir	Needle Rust	3 Tablespoons (1 1/2 fl. oz.) per gal. of water	For Douglas Fir, apply every 21 days. For Shasta Fir, apply in May - June before disease occurs.
Hawthorn, Poplars	Rust	1/2 Tablespoon (1/4 fl. oz.) per gal. of water	Apply every 14 to 21 days.
Jeffrey Pine	Tip Blight	3 Tablespoons (1 1/2 fl. oz.) per gal. of water	Make the first application in mid-late winter (Nov.-Jan). Apply every 2 months up to 3 times.
Juniper	Blight	1 Tablespoon (1/2 fl. oz.) per gal. of water	Apply every 14 to 21 days.
Lilac	Powdery Mildew	3 Tablespoons (1 1/2 fl. oz.) per gal. of water	Apply every 21 days.
Oak Red Tip Photinia	Leaf Spot	3 Tablespoons (1 1/2 fl. oz.) per gal. of water	Apply every 14 days.
Pines	Conifer Blights	3 Tablespoons (1 1/2 fl. oz.) per gal. of water	Apply every 14 to 21 days.
Pyracantha	Leaf Spot	1/2 Tablespoon (1/4 fl. oz.) per gal. of water	Apply every 14 to 21 days.
Rhododendron	Flower Blight	1/2 Tablespoon (1/4 fl. oz.) per gal. of water	Apply when there is a 5% bloom and again at 70% bloom.

13/14

NON-BEARING FRUIT AND NUT TREES


General Directions

1. Non-bearing fruit and nut trees are those trees that will not produce fruit for at least one year after application of this product.
2. Apply product to the point just when it begins to run off of the leaves.

Plant	Disease	Amount of Product	Comments
Apple	Scab	1/2 Tablespoon (1/4 fl. oz.) per gal. of water	Start applications when leaves start growing in the Spring and spray every 14 days.
	Rust	1/2 Tablespoon (1/4 fl. oz.) per gal. of water	Make 3 applications beginning when buds just begin to break open. Apply at 7-day intervals.
	Powdery Mildew	1 Tablespoon (1/2 fl. oz.) per gal. of water	Start applications in early Spring and spray every 14 days.
Citrus	Greasy Spot	4 Tablespoons (2 fl. oz.) per gal. of water	Apply June-August every 21 days.
Pecan	Scab Powdery Mildew Downy Spot Zonate Leafspot Fungal Leaf Scorch Brown Spot	2 Tablespoons (1 fl. oz.) per gal. of water	Start applications at bud break and make 3 applications at 14-day intervals.
Walnut	Anthraxnose	2 Tablespoons (1 fl. oz.) per gal. of water	Apply every 14 days.

BEARING FRUIT AND NUT TREES

Apricots, Cherries, Nectarines, Peaches, Plums and Prunes Do not apply to "Stanley" type plums.	Brown Rot Blossom blight, Powdery Mildew, Cherry Leaf Spot and Fruit Brown Rot	2 Tablespoon (1 fl. oz.) per gal. of water	Start applications in early Spring and spray every 21 days, making no more than 4 applications.
---	--	--	---



14/14

SWEET CORN

Sweet Corn	Leaf blights, Rust, Gray Leaf Spot and Eye Spot	2 Tablespoons (1 fl. oz.) per gal. of water	Apply when disease first appears and continue every 14 days, making no more than 4 applications.
------------	---	---	--

Banner® and the Syngenta logo are trademarks of an Syngenta Group Company

U.S. Patent No. 4,079,062

©2003 Syngenta

Syngenta Crop Protection, Inc.
Greensboro, North Carolina 27419
www.syngenta.com

SCP 773A-L1

PPZ 1.55% HG AMD DRAFT aa-8-25-03 clean copy

000100-00773.20030912.FirstAidAmend.doc
000100-00773.20030912.FirstAidAmend.pdf

