

100-769

11/27/2009

10432



UNITED STATES ENVIRONMENTAL PROTECTION AGENCY
WASHINGTON, D.C. 20460

OFFICE OF
PREVENTION, PESTICIDES AND
TOXIC SUBSTANCES

Ms Pat Dinnen
Syngenta Crop Protection
P.O. BOX 18300
Greensboro, NC 27419

NOV 27 2009

Subject: Label Notification(s) for Pesticide Registration Notice 2007-4

Dear Registrant:

The Agency is in receipt of your Application(s) for Pesticide Notification under Pesticide Registration Notice (PRN) 2007-4 dated September 21, 2009 for:

EPA Registration 100-769

Medallion ® Fungicide

The Registration Division (RD) has conducted a review of this request for applicability under PRN 2007-4 and finds that the label change(s) requested falls within the scope of PRN-2007-4. The label has been date-stamped "Notification" and will be placed in our records.

Please be reminded that 40 CFR Part 156.140(a)(4) requires that a batch code, lot number, or other code identifying the batch of the pesticide distributed and sold be placed on nonrefillable containers. The code may appear either on the label (and can be added by non-notification/PR Notice 98-10) or durably marked on the container itself.

If you have any questions, please contact me directly at 703-305-6249 or Banza Djapao of my staff at 703-305-7269.

Sincerely,

A handwritten signature in black ink, appearing to read "Linda Arrington".

Linda Arrington
Notifications & Minor Formulations Team Leader
Registration Division (7505P)
Office of Pesticide Programs

20932

	United States Environmental Protection Agency Washington, DC 20460	<input type="checkbox"/> Registration <input type="checkbox"/> Amendment <input checked="" type="checkbox"/> Other	OPP Identifier Number <hr/> Notification
--	---------------------------------------------------------------------------------	--------------------------------------------------------------------------------------------------------------------------	---------------------------------------------

Application for Pesticide - Section I

1. Company/Product Number 100-769	2. EPA Product Manager Mary Waller	3. Proposed Classification <input checked="" type="checkbox"/> None <input type="checkbox"/> Restricted
4. Company/Product (Name) Medallion Fungicide	PM# 21	
5. Name and Address of Applicant (Include ZIP Code) Syngenta Crop Protection, Inc. P. O. Box 18300 Greensboro, NC 27419 <input type="checkbox"/> Check if this is a new address		6. Expedited Review. In accordance with FIFRA Section 3(c)(3) (b)(i), my product is similar or identical in composition and labeling to: EPA Reg. No. _____ Product Name _____

Section - II

<input type="checkbox"/> Amendment - Explain below.	<input type="checkbox"/> Final printed labels in response to Agency letter dated _____	NOTIFICATION NOV 27 2009
<input type="checkbox"/> Resubmission in response to Agency letter dated _____	<input type="checkbox"/> "Me Too" Application.	
<input checked="" type="checkbox"/> Notification - Explain below.	<input type="checkbox"/> Other - Explain below.	

Explanation: Use additional page(s) if necessary. (For Section I and Section II.).

Notification of label change per PR Notice 2007-4. This Notification is consistent with the guidance of PR Notice 2007-4 and the requirements of EPA's regulations at 40 CFR §§156.10, 156.140, 156.144 156.146, and 156.156. No other changes have been made to the labeling or the Confidential Statement of Formula for this product. I understand that it is a violation of 18 U.S.C. Sec. 1001 to willfully make any false statement to EPA. I further understand that if the amended label is not consistent with the requirements of 40 CFR §§156.10, 156.140, 156.144, 156.146, and 156.156, this product may be in violation of FIFRA and I may be subject to enforcement action and penalties under sections 12 and 14 of FIFRA.

Syngenta is amending the Storage and Disposal section of the label by Notification according to the directions stated in PR Notice 2007-4.

Section - III

1. Material This Product Will Be Packaged In:				2. Type of Container	
Child-Resistant Packaging <input type="checkbox"/> Yes* <input type="checkbox"/> No	Unit Packaging <input type="checkbox"/> Yes <input checked="" type="checkbox"/> No	Water Soluble Packaging <input checked="" type="checkbox"/> Yes <input type="checkbox"/> No		<input type="checkbox"/> Metal <input checked="" type="checkbox"/> Plastic <input type="checkbox"/> Glass <input type="checkbox"/> Paper <input type="checkbox"/> Other (Specify) _____	
*Certification must be submitted		If "Yes" Unit Packaging wgt. No. per Container	If "Yes" Unit Packaging wgt. No. per container		
3. Location of Net Contents Information <input checked="" type="checkbox"/> Label <input type="checkbox"/> Container		4. Size(s) Retail Container 2 x 16 x 5 oz. and 4 x 8 oz. WSP 1 gal. and 2.5 gal.		5. Location of Label Directions <input checked="" type="checkbox"/> On Label <input type="checkbox"/> On Labeling accompanying product	
6. Manner in Which Label is Affixed to Product				<input type="checkbox"/> Lithograph <input checked="" type="checkbox"/> Other <u>Pressure Sensitive</u> <input type="checkbox"/> Paper glued <input type="checkbox"/> Stenciled	

Section - IV

1. Contact Point (Complete items directly below for identification of individual to be contacted, if necessary, to process this application.)		
Name Pat Dinnen	Title Label Group Leader	Telephone No. (include Area Code) 336-632-2494
I certify that the statements I have made on this form and all attachments thereto are true, accurate and complete. I acknowledge that any knowingly false or misleading statement may be punishable by fine or imprisonment both under applicable law.		6. Date Application Received (Stamped) _____ _____ _____
2. Signature <i>Pat Dinnen</i>	3. Title Regulatory Specialist	
4. Typed Name Pat Dinnen	5. Date September 21, 2009	

30F32

Syngenta Crop Protection, Inc.
P.O. Box 18300
Greensboro, NC 27419-8300
www.syngenta.com



FedEx

September 21, 2009

Document Processing Desk (NOTIF)
Office of Pesticide Programs (7504P)
U.S. Environmental Protection Agency
Room S-4900, One Potomac Yard
2777 South Crystal Drive
Arlington, VA 22202-4501

Attention: Ms. Linda Arrington

**SUBJECT: MEDALLION® FUNGICIDE
EPA REG. NO. 100-769
NOTIFICATION OF LABEL CHANGE PER PR NOTICE 2007-4**

Syngenta Crop Protection, Inc. is submitting Notification for Medallion Fungicide, EPA Reg. No. 100-769. Syngenta is amending the Storage and Disposal section of the label by Notification according to the directions stated in PR Notice 2007-4.

Attached are:


- One copy of the label with the changes clearly marked
- One unmarked copy of the label
- A CD of the unmarked copy of the label for "Electronic Comparison and Review"
- Certificate with Respect to Label Integrity Form
- Completed EPA Form 8570-1

Thank you in advance for approving this Notification. If you have any questions, please contact me at 336-632-2494.

Sincerely,

Pat Dinnen
Label Group Leader
Regulatory Affairs

Enclosures



**Medallion®
Fungicide**



For control of certain foliar, stem, and root diseases in turfgrass including golf courses, institutional, commercial and residential lawns, sod farms, sports fields, parks, municipal grounds and cemeteries, and of ornamentals grown in interiorscapes, field nursery plantings, container nurseries, forest nurseries, residential and commercial landscapes, greenhouses, lath and shade houses, or other enclosed structures

NOTIFICATION

For control of certain foliar diseases in certain vegetables and fruits

NOV 27 2009

For control of certain soil-borne diseases in melons and ginseng

For Control of Certain Post-Harvest Diseases in [Citrus, Kiwi, Pome Fruit, Stone Fruit, Pomegranate and Yam].

Active Ingredient:	
Fludioxonil*.....	50.0%
Other Ingredients:	50.0%
Total:	100.0%

*CAS No. 131341-86-1
Medallion is a 50% wettable powder.

Water-soluble Packaging.
This outer protective container contains Medallion in [total number] inner water-soluble packets. These inner packets dissolve in water, allowing contents to wet. After opening outer container, immediately dump the required number of unopened inner packets into the partially filled sprayer or mix tank. Do not handle the soluble packets or expose them to moisture, since this may cause rupturing.
Do not offer individual packets for sale.

KEEP OUT OF REACH OF CHILDREN.


CAUTION

See additional precautionary statements and directions for use inside booklet.

EPA Reg. No. 100-769
EPA Est.
SCP 769A-M

__ x __ ounce
Water-Soluble Packets

Net Weight



FIRST AID	
If in eyes	<ul style="list-style-type: none"> • Hold eye open and rinse slowly and gently with water for 15-20 minutes. Remove contact lenses, if present, after the first 5 minutes, then continue rinsing eye. • Call a poison control center or doctor for treatment advice.
If on skin or clothing	<ul style="list-style-type: none"> • Take off contaminated clothing. • Rinse skin immediately with plenty of water for 15-20 minutes. • Call a poison control center or doctor for treatment advice.
Have the product container or label with you when calling a poison control center or doctor, or going for treatment.	
HOT LINE NUMBER For 24 Hour Medical Emergency Assistance (Human or Animal) or Chemical Emergency Assistance (Spill, Leak, Fire, or Accident), Call 1-800-888-8372	

PRECAUTIONARY STATEMENTS

Hazards to Humans and Domestic Animals

CAUTION

Causes moderate eye irritation. Harmful if absorbed through skin. Avoid contact with eyes, skin, or clothing.

Personal Protective Equipment (PPE)

Handlers applying this product as a pre-plant dip to strawberry roots and crowns and workers packaging or preparing treated roots and crowns for shipment must wear:

- Chemical-resistant apron made of any waterproof material
- Elbow-length chemical-resistant gloves made of any waterproof material
- Chemical-resistant boots made of any waterproof material

All other applicators and other handlers must wear:

- Long-sleeved shirt and long pants
- Chemical-resistant gloves made from any waterproof material
- Shoes plus socks

Follow manufacturer's instructions for cleaning/maintaining PPE. If no such instructions are available; for washables, use detergent and hot water. Keep and wash PPE separately from other laundry.

When handlers use closed systems or enclosed cabs in a manner that meets the requirements listed in the Worker Protection Standard (WPS) for agricultural pesticides (40 CFR 170.240 (d)(4-6), the handler PPE requirements may be reduced or modified as specified in the WPS.



00f32

Water-soluble packets when used correctly qualify as a closed loading system under the WPS. Handlers handling this product while it is enclosed in intact water-soluble packets may elect to wear reduced PPE of long-sleeved shirt, long pants, shoes, and socks.

User Safety Recommendations

Users should:

- Wash hands before eating, drinking, chewing gum, using tobacco or using the toilet.
- Remove clothing immediately if pesticide gets inside. Then wash thoroughly and put on clean clothing.
- Remove PPE immediately after handling this product. Wash the outside of gloves before removing. As soon as possible, wash thoroughly and change into clean clothing.

Environmental Hazards

This pesticide is toxic to fish, aquatic invertebrates, oysters and shrimp. Do not apply directly to water, to areas where surface water is present, or to intertidal areas below the mean high water mark. Do not contaminate water when disposing of equipment wash water or rinsates.

Ground Water Advisory

This chemical has properties and characteristics associated with chemicals detected in ground water. The use of this chemical in areas where soils are permeable, particularly where the water table is shallow, may result in ground water contamination.

Surface Water Advisory

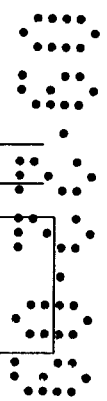
This chemical may contaminate water through drift of spray in wind. This chemical has a high potential for runoff for several months or more after application. Poorly draining soils and soils with shallow water tables are more prone to produce runoff that contains this chemical. A level, well maintained vegetative buffer strip between areas to which this chemical is applied and surface water features such as ponds, streams, and springs will reduce the potential for contamination of water from rainfall runoff. Runoff of this chemical will be reduced by avoiding applications when conditions favor runoff (such as when soils are saturated and/or significant rainfall is forecast in the next 48 hours). Sound erosion control practices will reduce this chemical's contribution to surface water contamination.

Physical or Chemical Hazards

Do not use or store near heat or open flame

CONDITIONS OF SALE AND LIMITATION OF WARRANTY AND LIABILITY

NOTICE: Read the entire Directions for Use and Conditions of Sale and Limitation of Warranty and Liability before buying or using this product. If the terms are not acceptable, return the product at once, unopened, and the purchase price will be refunded.




7 of 32

The Directions for Use of this product must be followed carefully. It is impossible to eliminate all risks inherently associated with the use of this product. Crop injury, ineffectiveness or other unintended consequences may result because of such factors as manner of use or application, weather or crop conditions, presence of other materials or other influencing factors in the use of the product, which are beyond the control of SYNGENTA CROP PROTECTION, Inc. or Seller. To the extent permitted by applicable law, Buyer and User agree to hold SYNGENTA and Seller harmless for any claims relating to such factors.

SYNGENTA warrants that this product conforms to the chemical description on the label and is reasonably fit for the purposes stated in the Directions for Use, subject to the inherent risks referred to above, when used in accordance with directions under normal use conditions. This warranty does not extend to the use of the product contrary to label instructions, or under abnormal conditions or under conditions not reasonably foreseeable to or beyond the control of Seller or SYNGENTA, and Buyer and User assume the risk of any such use. **TO THE EXTENT CONSISTENT WITH APPLICABLE LAW, SYNGENTA MAKES NO WARRANTIES OF MERCHANTABILITY OR OF FITNESS FOR A PARTICULAR PURPOSE NOR ANY OTHER EXPRESS OR IMPLIED WARRANTY EXCEPT AS STATED ABOVE.**

To the extent consistent with applicable law, neither SYNGENTA or Seller shall be liable for any incidental, consequential or special damages resulting from the use or handling of this product. **TO THE EXTENT CONSISTENT WITH APPLICABLE LAW, THE EXCLUSIVE REMEDY OF THE USER OR BUYER, AND THE EXCLUSIVE LIABILITY OF SYNGENTA AND SELLER FOR ANY AND ALL CLAIMS, LOSSES, INJURIES OR DAMAGES (INCLUDING CLAIMS BASED ON BREACH OF WARRANTY, CONTRACT, NEGLIGENCE, TORT, STRICT LIABILITY OR OTHERWISE) RESULTING FROM THE USE OR HANDLING OF THIS PRODUCT, SHALL BE THE RETURN OF THE PURCHASE PRICE OF THE PRODUCT OR, AT THE ELECTION OF SYNGENTA OR SELLER, THE REPLACEMENT OF THE PRODUCT.**

SYNGENTA and Seller offer this product, and Buyer and User accept it, subject to the foregoing Conditions of Sale and Limitation of Warranty and Liability, which may not be modified except by written agreement signed by a duly authorized representative of SYNGENTA.



DIRECTIONS FOR USE

It is a violation of federal law to use this product in a manner inconsistent with its labeling.

Do not apply this product in a way that will contact workers or other persons, either directly or through drift. Only protected handlers may be in the area during application. For any requirements specific to your State or Tribe, consult the State or Tribal agency responsible for pesticide regulation.

AGRICULTURAL USE REQUIREMENTS

Use this product only in accordance with its labeling and with the Worker Protection Standard, 40 CFR part 170. This Standard contains requirements for the protection of agricultural workers on farms, forests, nurseries, and greenhouses, and handlers of agricultural pesticides. It contains requirements for training, decontamination, notification, and emergency assistance. It also contains specific instructions and exceptions pertaining to the statements on this label about personal protective equipment (PPE), notification to workers, and restricted-entry interval. The requirements in this box only apply to uses of this product that are covered by the Worker Protection Standard.

Do not enter or allow worker entry into treated areas during the restricted entry interval (REI) of 12 hours.

Exception: If the product is applied by drenching, the Worker Protection Standard, under certain circumstances, allows workers to enter the treated area if there will be no contact with anything that has been treated.

PPE required for early entry to treated areas that is permitted under the Worker Protection Standard and that involves contact with anything that has been treated, such as plants, soil or water is:

- Coveralls
- Chemical-resistant gloves made of any waterproof material.
- Shoes plus socks

NON-AGRICULTURAL USE REQUIREMENTS

The requirements in this box apply to uses of this product that are NOT within the scope of the Worker Protection Standard for agricultural pesticides (40 CFR part 170). The WPS applies when this product is used to produce agricultural plants on farms, forests, nurseries, or greenhouses.

Do not enter treated areas without protective clothing until sprays have dried.

FAILURE TO FOLLOW THE DIRECTIONS FOR USE AND PRECAUTIONS ON THIS LABEL MAY RESULT IN POOR DISEASE CONTROL [OR PLANT INJURY].

STORAGE AND DISPOSAL

Do not contaminate water, food or feed by storage or disposal.

Pesticide Storage

Store in original containers in a cool, dry place. Do not store this product under wet conditions. Keep container closed when not in use. Do not store near food or feed. In case of spill on floor or paved surfaces, sweep and remove to chemical waste storage area until proper disposal can be made if product cannot be used according to the label. Take special care to avoid contamination of equipment and facilities during cleanup procedures and disposal of wastes.

Pesticide Storage

Store in a cool, dry, secure place. Do not store this product under wet conditions. Handle outer container carefully to avoid breakage of inner water-soluble packets.

Pesticide Disposal

Pesticide wastes are toxic. Improper disposal of unused pesticide, spray mixture, or rinsate is a violation of federal law. If these wastes cannot be disposed of by use according to label instructions, contact your State Pesticide or Environmental Control Agency, or the Hazardous Waste representative of the nearest EPA Regional Office for guidance.

Container Handling [Water-soluble packets]

Non-refillable container. Do not reuse or refill this container. Offer for recycling if available or dispose of the empty outer foil pouch in the trash as long as WSP is unbroken.

Container Handling [Plastic containers]

Non-refillable container. Do not reuse or refill this container. Offer for recycling if available. Triple rinse container (or equivalent) promptly after emptying. Triple rinse as follows: Empty the remaining contents into application equipment or a mix tank. Fill the container ¼ full with water and recap. Shake for 10 seconds. Pour rinsate into application equipment or a mix tank or store rinsate for later use or disposal. Drain for 10 seconds after the flow begins to drip. Repeat this procedure two more times. Then offer for recycling if available or puncture and dispose of in a sanitary landfill, by incineration, or, if allowed by state and local authorities, by burning. If burned, stay out of smoke.

CONTAINER IS NOT SAFE FOR FOOD, FEED OR DRINKING WATER.

GENERAL USE PRECAUTIONS

Rotational Crop Restrictions

Do not plant any crop which is not registered for use with fludioxonil for a period of 30 days, unless a shorter interval is specified on the following list.

Rotation Crop	Planting Time From Last Medallion Application
Beans (dried and succulent except cowpeas) Berries (bushberries, caneberries, juneberry, lingonberry, salal) Brassica (Cole) Leafy Vegetables Carrot Herbs (fresh and dried) Leafy Vegetables (except Brassica and Spinach) Melons Onions (dry bulb, including garlic, and green) Strawberries Watercress Crops Not Intended for Food or Feed	0 days
All Other Crops Intended for Food or Feed	30 days

Not for use on melons in Nassau and Suffolk Counties, New York.

Hawaii: Use is limited to ornamentals grown in interiorscapes, greenhouses, lath and shade houses, containers, or other enclosed structures.

Nassau and Suffolk Counties, New York: Use is limited to ornamentals grown in interiorscapes, greenhouses, lath and shade houses, containers, or other enclosed structures as well as strawberries and onions.

RESISTANCE MANAGEMENT



Medallion is a protective fungicide used to aid in the control of [soil, foliar and post harvest] diseases. Medallion contains fludioxonil which is in the phenylpyrrole class of chemistry and has a unique mode of action, which prevents fungal respiration (Fungicide Action Group 12). Fungal isolates with acquired resistance to Group 12 may eventually dominate the fungal population if Group 12 fungicides are used repeatedly or in successive years as the primary method of control for targeted species. This may result in partial or total loss of control of those species by fludioxonil or other Group 12 fungicides. A disease management program that includes alternation or tank mixes between Medallion and other labeled fungicides that have a different mode of action may prevent pathogen populations from developing resistance. Sanitation and other cultural practices to minimize disease are also recommended to aid in control as well as to assist in preventing/delaying resistance development.

Medallion may be degraded by exposure to direct sunlight. Do not store post harvest treated fruit in direct sunlight.

MIXING PROCEDURES

Prepare no more spray mixture than is needed for the immediate operation. Thoroughly clean spray equipment before using this product. Vigorous agitation is necessary to maintain uniformity of the spray mixture. Maintain maximum agitation throughout the spraying operation. Do not let the spray mixture stand overnight in the spray tank. Flush the spray equipment thoroughly following each use [and apply the rinsate to a previously treated area].

To determine the physical compatibility of Medallion with other products, use a jar test as described below.

Jar Compatibility Test: Using a quart jar, add the proportionate amounts of the products to 1 qt. of water [or wax/oil emulsion]. Add wettable powders and water-dispersible granular products first, then liquid flowables, and emulsifiable concentrates last. After thoroughly mixing, let stand for at least 5 minutes. If the combination remains mixed or can be remixed readily, it is physically compatible. Once compatibility has been proven, use the same procedure for adding required ingredients to the spray tank.

To determine biological compatibility with other products, mix the products in the desired proportions, apply per label directions on a small area or small number of plants for phytotoxicity prior to widespread use.

If using Medallion in a tank mixture, observe all directions for use, crops/sites, use rates, dilution ratios, precautions, and limitations which appear on the tank mix product label. No label dosage rate should be exceeded and the most restrictive label precautions and limitations should be followed. This product should not be mixed with any product which prohibits such mixing. Tank mixtures are permitted only in those states where the tank mix partner is registered.

Note: Use with oils or adjuvants may cause plant damage.

THE CROP SAFETY OF ALL POTENTIAL TANK MIXES INCLUDING ADDITIVES AND OTHER PESTICIDES ON ALL CROPS HAS NOT BEEN TESTED. BEFORE APPLYING ANY TANK MIXTURE, THE SAFETY TO THE TARGET CROP SHOULD BE CONFIRMED.

Add ½ of the required amount of water [or wax/oil emulsion (or aqueous dilution of a wax/oil emulsion)] to the spray or mixing tank. With the agitator running, open the container and add the Medallion to the tank. Continue agitation while adding the remainder of the carrier. Begin application of the solution after the Medallion has completely and uniformly dispersed into the mix carrier. Maintain agitation until all of the mixture has been applied.

If tank-mixing, add the desired amount of other products recommended for tank mixture after Medallion has completely and uniformly dispersed into the mix carrier. In general, tank mix partners should be added in this order: wettable powders, wettable granules (dry flowables), liquid flowables, liquids, and emulsifiable concentrates. Always allow

each tank mix partner to become fully dispersed before adding the next product. Continue agitation to maintain a uniform suspension until all of the spray solution has been applied. Maintain agitation until all of the mixture has been applied.

Medallion Alone: Add 1/3 of the required amount of water to the spray or mixing tank. With the agitator running, drop the required number of **unopened** soluble packets of Medallion into the spray tank all at once. Continue agitation while adding the remainder of the water. Begin application of the spray solution after the packets have dissolved, and the material has completely dispersed into the mix water. Maintain agitation until all of the mixture has been applied.

Medallion + Tank Mixtures: Medallion is usually compatible with Banner MAXX, Subdue MAXX, and other commonly used fungicides, insecticides, and foliar nutrient products. However, the physical and biological compatibility of Medallion with tank mix partners should be tested before use. If in doubt, run a “jar compatibility test” or consult with Syngenta company representatives, other users, university or extension personnel before proceeding.

Add 1/3 of the required amount of water to the spray or mixing tank. With the agitator running, drop the required number of **unopened** soluble packets of Medallion into the tank all at once. Continue agitation while adding the remainder of the water. Allow the packets of Medallion to dissolve and the product to completely disperse into the mix water. Then add the desired amount of other products recommended for tank mixture and allow them to become completely dispersed. Continue agitation to maintain a uniform suspension until all of the spray solution has been applied.

Water-soluble packets of Medallion and any other products packaged in water-soluble film, must be completely dissolved and dispersed in water before any other tank mix partner, including micronutrients or other liquid or dry fertilizers, are added to the spray solution.

APPLICATION INSTRUCTIONS

Apply Medallion at rates and timings as described in this label.

For applications of Medallion as [foliar and] soil drench applications only. Do not use in overhead irrigation systems.

Thorough coverage is necessary to provide good disease control. Applications using sufficient water volume to provide thorough and uniform coverage generally provide the most effective disease control. Recommended minimum ground spray volumes are 15 gals./A for field and vegetable crops and 50 gals./A for tree crops. For aerial application, see recommendations in the specific crop directions for use.

To avoid spray drift, do not apply when conditions favor drift beyond the target area. Avoid spray overlap, as plant injury may occur.

Equip sprayers with nozzles that provide accurate and uniform application. Calibrate sprayer before use.

130f32

Use a pump with capacity to maintain the correct rated pressure for the nozzles selected. Maintain sufficient agitation to keep the mixture in suspension. Use a jet agitator, liquid sparge tube, or mechanical paddle for agitation. Do not air sparge.

Use screens to prevent nozzles from clogging. Use 50-mesh or coarser screens placed after the tank and before the nozzles. Check nozzle manufacturer's recommendations.

For more information on spray equipment and calibration, consult sprayer manufacturers and state recommendations. For specific local directions and spray schedules, consult the current state agricultural experiment station recommendations.

OBSERVE THE FOLLOWING PRECAUTIONS WHEN SPRAYING IN THE VICINITY OF AQUATIC AREAS SUCH AS LAKES, RESERVOIRS, RIVERS, PERMANENT STREAMS, MARSHES OR NATURAL PONDS, ESTUARIES, AND COMMERCIAL FISH FARM PONDS.

- Do not apply within 75 ft. of bodies of water such as lakes, reservoirs, rivers, permanent streams, natural ponds, marshes, or estuaries.
- For all plantings within 150 ft. of bodies of water as described above, spray crops from outside the planting away from the bodies of water.
- Shut off the sprayer when at row ends.
- Spray last three rows windward of aquatic areas using nozzles on one side only, with spray directed away from aquatic areas.
- Do not cultivate within 10 ft. of aquatic areas as to allow a vegetative filter strip.
- Do not apply when weather conditions favor drift to aquatic areas. Do not apply when gusts or sustained winds exceed 10 mph.
- Do not apply during a temperature inversion. Mist or fog may indicate the presence of an inversion in humid areas.

Aerial Spray Recommendations and Precautions

Aerial use is for California only. Make no more than one aerial application per season.

Avoid applications under conditions when uniform coverage cannot be obtained or when excessive drift may occur. Observe the following precautions when spraying in the vicinity of aquatic area such as lakes; reservoirs; rivers; permanent streams; marshes or natural ponds; estuaries and commercial fish ponds.

- Do not apply by air within 150 ft. of lakes, reservoirs, rivers, permanent streams, marshes or natural ponds, estuaries and commercial fish ponds.
- Mount the spray boom on the aircraft so as to minimize the drift caused by wing tip vortices. Use the minimum practical boom length, and do not exceed 75% of wing span or rotor diameter.
- Use the largest droplet size consistent with good pest control. Formation of very small droplets may be minimized by appropriate nozzle selection, by orientating nozzles away from the air stream as much as possible, and by avoiding excessive spray boom pressure.

14 of 32

- Release the spray at the lowest height consistent with pest control and flight safety. Avoid applications more than 10 feet above the crop canopy.
- Reduce risk of exposure to aquatic areas by avoiding applications when wind direction is toward the aquatic area.
- Do not apply when weather conditions favor drift to aquatic areas. Do not apply when gusts or sustained winds exceed 10 mph.
- Low humidity and high temperatures increase the evaporation rate of spray droplets and therefore the likelihood of increased spray drift to aquatic area. Avoid spraying during conditions of low humidity and/or high temperatures.
- Do not apply during a temperature inversion. Mist or fog may indicate the presence of an inversion in humid areas.

Directions for Use Through [Microjet or Drip] Chemigation Systems

Medallion alone or in tank mixture with other pesticides which are registered for [microjet or drip] application may be applied in irrigation water at rates recommended on this label. Apply this product only through a [microjet or drip] irrigation system. Do not apply this product through any other type of irrigation system. Plant injury [,] [or] lack of effectiveness [or illegal residues] can result from nonuniform distribution of treated water. If you have questions about calibration, you should contact State Extension specialists, equipment manufacturers, or other experts.

Do not connect an irrigation system (including greenhouse systems) used for pesticide application to a public water system unless the pesticide label-prescribed safety devices for public water systems are in place.

Spray Preparation: Chemical tank and injector system should be thoroughly cleaned. Flush system with clean water.

Use Precautions for Drip Irrigation Applications

Drip Irrigation: Medallion may be applied through drip irrigation systems for soil-borne disease control. The soil should have adequate moisture capacity prior to drip application.

Terminate drip irrigation at fungicide depletion from the main feed supply tank or after 6 hours from start, whichever is shorter. For maximum efficacy, subsequent irrigation (water only) should be delayed for at least for 24 hours following drip application.

Operation Instructions

The system must contain a functional check valve, vacuum relief valve, and low pressure drain appropriately located on the irrigation pipeline to prevent water-source contamination from backflow.

The pesticide injection pipeline must contain a functional, automatic, quick-closing check valve to prevent the flow of fluid back toward the injection pump.

The pesticide injection pipeline must also contain a functional, normally closed, solenoid-operated valve located on the intake side of the injection pump and connected to the system interlock to prevent fluid from being withdrawn from the supply tank when the irrigation system is either automatically or manually shut down.

The system must contain functional interlocking controls to automatically shut off the pesticide injection pump when the water pump motor stops.

The irrigation line or water pump must include a functional pressure switch which will stop the water pump motor when the water pressure decreases to the point where pesticide distribution is adversely affected.

Systems must use a metering pump, such as a positive displacement injection pump (e.g., diaphragm pump) effectively designed and constructed of materials that are compatible with pesticides and capable of being fitted with a system interlock.

Allow sufficient time for pesticide to be flushed through all lines and all nozzles before turning off irrigation water. A person knowledgeable of the chemigation system and responsible for its operation, or under the supervision of the responsible person, shall shut the system down and make necessary adjustments should the need arise.

Specific Instructions for Public Water Systems:

1. Public water system means a system for the provision to the public of piped water for human consumption if such system has at least 15 service connections or regularly serves an average of at least 25 individuals daily at least 60 days out of the year.
2. Chemigation systems connected to public water systems must contain a functional, reduced-pressure zone, back-flow preventer (RPZ) or the functional equivalent in the water supply line upstream from the point of pesticide introduction. As an option to the RPZ, the water from the public water system should be discharged into a reservoir tank prior to pesticide introduction. There shall be a complete physical break (air gap) between the outlet end of the fill pipe and the top or overflow rim of the reservoir tank of at least twice the inside diameter of the fill pipe.
3. The pesticide injection pipeline must contain a functional, automatic, quick-closing check valve to prevent the flow of fluid back toward the injection pump.
4. The pesticide injection pipeline must contain a functional, normally closed, solenoid-operated valve located on the intake side of the injection pump and connected to the system interlock to prevent fluid from being withdrawn from the supply tank when the irrigation system is either automatically or manually shut down.
5. The system must contain functional interlocking controls to automatically shut off the pesticide injection pump when the water pump motor stops, or in cases where there is no water pump, when the water pressure decreases to the point where pesticide distribution is adversely affected.
6. Systems must use a metering pump, such as a positive displacement injection pump (e.g., diaphragm pump) effectively designed and constructed of materials that are compatible with pesticides and capable of being fitted with a system interlock.
7. Do not apply when wind speed favors drift beyond the area intended for treatment.
8. Prepare a mixture of Medallion with clean water in the mix (supply) tank. The mix (supply) tank should be set up to provide vigorous agitation. Make a slurry of Medallion and water. Use a minimum of 1 gal. of water to one packet of Medallion.

Fill the mix (supply) tank with the required amount of water. Start agitation in the tank. Add all of the required wettable powder from the sealed Medallion bag or all of the required water-soluble packets of Medallion at the same time. Agitate the solution until all of the water-soluble packets have dissolved and the Medallion has completely dispersed into the solution. Maintain agitation in the tank and inject this mixture into the irrigation system. Injecting a larger volume of a more dilute mixture per hour

will usually provide more accurate calibration of metering equipment.
Maintain sufficient agitation to keep the fungicide in suspension.

- 9. Meter into irrigation water during the beginning of the irrigation cycle.
- 10. With microjet systems, apply additional water after irrigation is completed to remove residues from the foliage. Apply enough supplemental water to wet the root zones of the plants.

Precaution for irrigation applications: Where distribution patterns do not overlap sufficiently, unacceptable control may result. Where distribution patterns overlap excessively, injury to desirable plants may result.

CROP USE DIRECTIONS

Ginseng (Non-bearing)

Use Medallion to control root rots caused by *Cylindrocarpon* and *Sclerotinia*.

Apply 0.25-0.50 lb./A at a 14-21 day interval. Apply through drip irrigation or drenching to provide a root-zone of treated area.

Do not apply more than 2 lbs./A (1.0 lb./A active ingredient) per crop.

Do not apply within 365 days of harvest.

Melons: Citron melon, muskmelon (hybrids and/or cultivars of *Cucumis melo*, includes true cantaloupe, cantaloupe, casaba, crenshaw melon, golden pershaw melon, honeydew melon, honey balls, mango melon, Persian melon, pineapple melon, Santa Claus melon, and snake melon) and watermelon (includes hybrids and/or varieties of *Citrullus lanatus*).

Use Medallion for the suppression of vine decline caused by *Monosporascus cannonballus*.

Apply 0.25-0.50 lb./A prior to planting or transplanting in a 16-inch band shanked in with four fertilizer knives per bed or through the drip tape. Make additional applications starting at 21 days after planting or 7 days after transplanting via the drip tape. Continue to apply via drip tape every 14-21 days if conditions favor disease development. Make up to 3 applications at 0.50 lb./A or 6 applications at 0.25 lb./A.

Apply through drip irrigation to provide a root-zone of treated area. Due to limited movement of Medallion in the soil, it is best to place the drip irrigation line directly below the plants and no more than 4 inches deep.

Do not apply more than 1.5 lbs./A Medallion (0.75 lb./A active ingredient) per crop.

Do not apply within 14 days of harvest.

1809 32

In Furrow Spray: Onion (Dry Bulb, Green, Onions grown for seed), Garlic

Use Medallion to control White rot caused by *Sclerotium cepivorum*.

Apply 3.5-7 oz./A (0.25-0.5 oz./1,000 ft. row) at the time of planting as an in-furrow spray only. [Directions for foliar use on onions appear on page [] of this label.]

Do not apply more than 0.9 lb. a.i./A of fludioxonil containing products per crop.

Citrus: Calamondin (*Citrus mitis*, *Citrofortunella mitis*), Citrus citron (*Citrus medica*), Citrus hybrids (*Citrus* spp.) (includes chironja, tangelo, tangor), Grapefruit (*Citrus paradisi*), Kumquat (*Fortunella* spp.), Lemon (*Citrus jambhiri*, *Citrus limon*), Lime (*Citrus aurantiifolia*), Mandarin (tangerine) (*Citrus reticulata*), Orange, sour (*Citrus aurantium*), Orange, sweet (*Citrus sinensis*), Pummelo, (*Citrus grandis*, *Citrus maxima*), Satsuma mandarin (*Citrus unshiu*)

Use Medallion as a post-harvest dip, drench, flood, or spray for the control of certain post-harvest fruit rots caused by *Penicillium* spp., and stem-end rots caused by *Lasioidiplodia theobromae* (Diplodia stem-end rot), *Diaporthe citri* (Phomopsis stem-end rot), and gray mold caused by *Botrytis cinerea*.

High Volume (Dilute) Application: Mix 16-32 oz. Medallion in 25-100 gals. of an appropriate water, wax/oil emulsion, or aqueous dilution of a wax/oil emulsion for the crop being treated. Use T-Jet, flooders, or similar application system.

Low Volume (Concentrate) Application: Mix 16-32 oz. of Medallion in 7-25 gals. of an appropriate water, wax/oil emulsion, or aqueous dilution of wax/oil emulsion for the crop being treated. Apply to 250,000 lbs. of fruit.

Dip Application: Mix 16-32 oz. of Medallion in 100 gals. of an appropriate water, wax/oil emulsion, or aqueous dilution of wax/oil emulsion. Dip for a minimum of 30 seconds and allow fruit to drain.

For maximum decay control, treat citrus fruit once before storage and once after storage, just prior to marketing.

Do not make more than two applications to citrus fruit.

NOTE: Ensure the Medallion solution remains in suspension by using agitation. Medallion may be degraded by exposure to direct sunlight. Treated fruit should not be stored in direct sunlight.

Kiwi

Use Medallion as a post-harvest dip or spray for the control of Botrytis fruit rot in kiwi.

Dip Application: Mix 8-16 oz. of Medallion in 100 gals. of an appropriate water, wax/oil emulsion, or aqueous dilution of wax/oil emulsion. Dip for approximately 30 seconds and allow fruit to drain.

Low Volume (Concentrate) Application: Mix 8-16 oz. of Medallion in 7-25 gals. of water, wax/emulsion, or aqueous dilution of wax/oil emulsion for the crop being treated. Apply to 200,000 lbs. of fruit.

Do not make more than one application to kiwi.

NOTE: Ensure the Medallion solution remains in suspension by using agitation. Medallion may be degraded by exposure to direct sunlight. Treated fruit should not be stored in direct sunlight.

Pome fruit: Apple (*Malus domestica*), Crabapple (*Malus* spp.), Loquat (*Eriobotrya japonica*), Mayhaw (*Crataegus aestivalis*, *C. opaca*, and *C. rufula*), Pear (*Pyrus communis*), Pear, Oriental (*Pyrus pyrifolia*), Quince (*Cydonia oblonga*)

Use Medallion as a post-harvest dip, drench, flood, or spray for the control of certain post-harvest diseases including blue mold caused by *Penicillium expansum*, gray mold caused by *Botrytis cinerea*, bull's-eye rot caused by *Pezizula malacorticis*, rhizopus rot caused by *Rhizopus stolonifer* and mucor rot caused by *Mucor piriformis*.

High Volume (Dilute) Application: Mix 8-16 oz. Medallion in 25-100 gals. of an appropriate water, wax/oil emulsion, or aqueous dilution of a wax/oil emulsion for the crop being treated. Use T-Jet, flooders, or similar application system.

Low Volume (Concentrate) Application: Mix 8-16 oz. of Medallion in 7-25 gals. of an appropriate water, wax/emulsion, or aqueous dilution of wax/oil emulsion for the crop being treated. Apply to 200,000 lbs. of fruit.

Dip Application: Mix 8-16 oz. of Medallion in 100 gals. of an appropriate water, wax/emulsion, or aqueous dilution of wax/oil emulsion. Dip for approximately 30 seconds and allow fruit to drain.

For maximum decay control, treat fruit once before storage and once after storage, just prior to marketing.

NOTE: Ensure the Medallion solution remains in suspension by using agitation. Medallion may be degraded by exposure to direct sunlight. Treated fruit should not be stored in direct sunlight.

Pomegranates

Use Medallion as a dip treatment for the control of post-harvest fruit rot caused by Botrytis.

Dip Application: Mix 8-16 oz. of Medallion in 100 gals. of an appropriate water, wax/oil emulsion, or aqueous dilution of wax/oil emulsion. Dip for approximately 30 seconds and allow fruit to drain. Replace dip solution with fresh dip solution after 200,000 lbs. of fruit have been treated.

Do not make more than one application to pomegranates.

NOTES: Ensure the Medallion solution remains in suspension by using agitation. Medallion may be degraded by exposure to direct sunlight. Treated fruit should not be stored in direct sunlight.

Stone Fruit: Apricot (*Prunus armeniaca*), Cherry, sweet (*Prunus avium*), Cherry, tart (*Prunus cerasus*), Nectarine (*Prunus persica*), Peach (*Prunus persica*), Plum (*Prunus domestica*, *Prunus* spp.), Plum, Chickasaw (*Prunus angustifolia*), Plum, Damson (*Prunus domestica* spp. *insititia*), Plum, Japanese (*Prunus salicina*), Plumcot (*Prunus armeniaca* × *P. domestica*), Prune (fresh), (*Prunus domestica*, *Prunus* spp.), as well as other cultivars and hybrids of these.

Use Medallion for the control of certain post-harvest diseases caused by *Monilinia* spp. (brown rot), *Botrytis cinerea* (gray mold), *Rhizopus stolonifera* (Rhizopus rot), and *Gilbertella persicaria* (Gilbertella rot).

Do not make more than one post-harvest application to the fruit.

High Volume (Dilute) Application: Mix 8-16 oz. Medallion in 25-100 gals. of an appropriate water, wax/oil emulsion, or aqueous dilution of a wax/oil emulsion for the crop being treated. Apply to 200,000 lbs. of stone fruit except cherries. For cherries, treat 25,000 lbs. of fruit. Use T-Jet, flooders, or similar application system.

Low Volume (Concentrate) Application: Mix 8-16 oz. of Medallion in 7-25 gals. of water, wax/emulsion, or aqueous dilution of wax/oil emulsion for the crop being treated. Apply to 200,000 lbs. of stone fruit except cherries. Use a control droplet-type application or similar system. **For maximum efficacy, use low volume concentrate application systems for treatment of plums.**

Dip Application: Mix 8-16 oz. of Medallion in 100 gals. of water, wax/emulsion, or aqueous dilution of wax/oil emulsion. Dip for approximately 30 seconds and allow fruit to drain. Treat fruit only once. For stone fruit except cherries, replace dip solution with fresh dip solution after 200,000 lbs. of fruit have been treated. For cherries, replace dip solution with fresh dip solution after 25,000 lbs. of cherries have been treated.

NOTE: Ensure the Medallion solution remains in suspension by using agitation. Medallion may be degraded by exposure to direct sunlight. Treated fruit should not be stored in direct sunlight.

Yam

Use Medallion for the control of certain post-harvest rots caused by *Penicillium* and *Fusarium* species.

Post-Harvest Dip Application: Mix 8-16 oz. of Medallion in 100 gals. of an appropriate water, wax/emulsion, or aqueous dilution of wax/oil emulsion. Dip for approximately 30 seconds and allow tubers to drain.

Do not make more than one post-harvest application to the tubers.

NOTE: Ensure the Medallion solution remains in suspension by using agitation. Medallion may be degraded by exposure to direct sunlight. Treated tubers should not be stored in direct sunlight.

CROP USE DIRECTIONS

When a range of rates is provided, use the higher rates if weather conditions are conducive for higher disease pressure.

Crop	Disease	Rate oz./Acre	Remarks
Beans (Dried and Succulent except cowpeas) Chickpea (garbanzo bean) Bean (<i>Lupinus</i> spp.) (grain lupin, sweet lupin, white lupin, white sweet lupin) Bean (<i>Phaseolus</i> spp.) (kidney, lima, mung, navy, pinto, snap, wax) Broad Bean (fava bean) Bean (<i>Vigna</i> spp.) (asparagus, blackeyed pea)	White Mold (<i>Sclerotinia sclerotiorum</i>) Gray Mold (<i>Botrytis cinerea</i>)	5.5-7	Begin applications prior to or at the onset of disease and repeat applications on a 7 day interval if conditions remain favorable for disease development. For White Mold control, make the first application at 10-20% bloom. In some locations a single application at this timing will provide adequate disease control. Resistance Management: After 2 applications of Medallion, alternate with another fungicide with a different mode of action for 2 applications.

Specific Use Restrictions

- Application may be made by ground only.
 - Do not apply more than 28 oz./A of Medallion (0.9 lb. a.i./A of fludioxonil containing products) per plot of land per year.
 - Do not apply within 7 days of harvest (7 day PHI).
-

Crop	Disease	Rate oz./Acre	Remarks
Berries (Including all cultivars and/or hybrids of these)	Mummy berry (<i>Monilinia vacciniicorymbos</i>)	5.5-7	Begin applications prior to or at the onset of disease and repeat applications on a 7-10 day interval if conditions remain favorable for disease development.
Bushberries Blueberry Currant Elderberry Gooseberry Huckleberry	Anthracnose (<i>Colletotrichum</i> spp.) Alternaria fruit rot (<i>Alternaria tenuissima</i>)		Resistance Management: After 2 applications of Medallion, alternate with another fungicide with a different mode of action for 2 applications.
Caneberries Blackberry Loganberry Red and Black Raspberry	Phomopsis (<i>Phomopsis vaccinii</i>) Botrytis Fruit Rot (<i>Botrytis cinerea</i>)		
Juneberry Lingonberry Salal			

Specific Use Restrictions

- Application may be made by ground. Aerial application in California only. Make no more than one application by air. Use a minimum of 5 gallons/acre spray volume by air. Make additional applications by ground up to the maximum allowable a.i./A per plot of land per year.
- Do not apply more than 28 oz./A of Medallion (0.9 lb. a.i./A of fludioxonil containing products) per plot of land per year.
- May be applied on the day of harvest (0 day PHI).

Crop	Disease	Rate oz./Acre	Remarks
Brassica (Cole) Leafy Vegetables (Including all cultivars and/or hybrids of these) Broccoli Broccoli, Chinese Broccoli raab Brussels sprouts Cabbage Cabbage, Chinese Cauliflower Cavalo broccolo Collards Kale Kohlrabi Mizuna Mustard greens Mustard spinach Rape greens Turnip greens	Alternaria leaf blight (<i>Alternaria</i> spp.) Suppression: Cercospora leaf spot (<i>Cercospora brassicicola</i>)	5.5-7	Begin applications prior to or at the onset of disease and repeat applications on a 7-10 day interval if conditions remain favorable for disease development. Resistance Management: After 2 applications of Medallion, alternate with another fungicide with a different mode of action for 2 applications.

Specific Use Restrictions

- Application may be made by ground only.
- Do not use roots of treated turnips for food or feed. Only turnip varieties harvested for their leaves may be treated.
- Do not apply more than 28 oz./A of Medallion (0.9 lb. a.i./A of fludioxonil containing products) per plot of land per year.
- Do not apply within 7 days of harvest (7 day PHI).

Carrot	Alternaria leaf blight (<i>Alternaria dauci</i>)	5.5-7	Begin applications prior to or at the onset of disease and repeat applications on a 7-10 day interval if conditions remain favorable for disease development. Resistance Management: After 2 applications of Medallion, alternate with another fungicide with a different mode of action for 2 applications.
---------------	-------------------------------------------------------	-------	---------------------------------------------------------------------------------------------------------------------------------------------------------------------------------------------------------------------------------------------------------------------------------------------------------------------

Specific Use Restrictions

- Application may be made by ground only.
- Do not apply more than 28 oz./A of Medallion (0.9 lb. a.i./A of fludioxonil containing products) per plot of land per year.
- Do not apply within 7 days of harvest (7 day PHI).

Crop	Disease	Rate oz./Acre	Remarks
Herbs (Dried and fresh) Angelica Balm Basil Borage Burnet Camomile Catnip Chervil, dried leaves Chive Clary Coriander, leaves (cilantro) Costmary Culantro, leaves Curry, leaves Dillweed Horehound Hyssop Lavender Lemongrass Lovage, leaves Marigold Marjoram Nasturtium Parsley, dried leaves Pennyroyal Rosemary Rue Sage Savory, summer and winter Sweet bay Tansy Tarragon Thyme Wintergreen Woodruff Wormwood	Alternaria leaf spot (<i>Alternaria</i> spp.) Botrytis leaf blight (<i>Botrytis</i> spp.) Fusarium blight (<i>Fusarium</i> spp.)	5.5-7	Begin applications prior to or at the onset of disease and repeat applications on a 7-10 day interval if conditions remain favorable for disease development. Apply in a minimum spray volume of 30 gals./A to obtain thorough coverage. Resistance Management: After 2 applications of Medallion, alternate with another fungicide with a different mode of action for 2 applications.

Specific Use Restrictions

- Application may be made by ground only.
- Do not apply more than 28 oz./A of Medallion (0.9 lb. a.i./A of fludioxonil containing products) per plot of land per year.
- Do not apply within 7 days of harvest (7 day PHI).

Crop	Disease	Rate oz./Acre	Remarks
Leafy Vegetables (except Brassica and Spinach) (Including cultivars and/or hybrids of these) Amaranth Arugula Cardoon Celery Celtuce Chervil Chrysanthemum, edible Corn salad Cress Dandelion Dock Endive (escarole) Fennel Lettuce, head and leaf Orach Parsley Purslane Radicchio Rhubarb Swiss Chard	Alternaria leaf spot (<i>Alternaria</i> spp.) Septoria leaf spot (<i>Septoria lactucae</i>) Gray mold (<i>Botrytis cinerea</i>) Sclerotinia rot (<i>Sclerotinia</i> spp.) Basal rot (<i>Phoma exigua</i>)	5.5-7	Begin applications prior to or at the onset of disease and repeat applications on a 7-10 day interval if conditions remain favorable for disease development. For control of Sclerotinia, make the first application at thinning and again two weeks later. Resistance Management: After 2 applications of Medallion, alternate with another fungicide with a different mode of action for 2 applications.

Specific Use Restrictions

- Application may be made by ground only.
- Do not apply more than 28 oz./A of Medallion (0.9 lb. a.i./A of fludioxonil containing products) per plot of land per year.
- May be applied on the day of harvest (0 day PHI).

Onions Dry Bulb Green Onions grown for seed Garlic	Botrytis leaf blight or blast (<i>Botrytis</i> spp.) Stemphylium leaf blight (<i>Stemphylium vesicarium</i>) Purple Blotch (<i>Alternaria porri</i>) Suppression: Neck rot (<i>Botrytis</i> spp.) Black Mold (<i>Aspergillus niger</i>)	5.5-8	Begin applications when conditions become favorable for disease but before infection. If favorable conditions persist, make additional applications on a 7 to 10 day interval. For optimal effect on neck rot, apply on a 7 day schedule at the 8 oz. rate. Resistance Management: After 2 applications of Medallion, alternate with another fungicide with a different mode of action for 2 applications.
	Soilborne diseases White rot (<i>Sclerotium cepivorum</i>)	3.5-7 (0.25-0.5 oz./ 1,000 ft row)	Apply at the time of planting as an in-furrow spray.

Crop	Disease	Rate oz./Acre	Remarks
<p>Specific Use Restrictions</p> <ul style="list-style-type: none"> • Application may be made by ground only. • Do not apply more than 32 oz./A of Medallion (1.0 lb. a.i./A of fludioxonil containing products) per plot of land per year. • Do not apply within 7 days of harvest (7 day PHI). 			
Pistachio	Botrytis (<i>Botrytis</i> spp.) Alternaria (<i>Alternaria alternata</i>)	5.5-7	Make the first application during early bloom repeat applications at 14-day intervals if conditions remain favorable for disease development. Resistance Management: After 2 applications of Medallion, alternate with another fungicide with a different mode of action for 2 applications.
<p>Specific Use Restrictions</p> <ul style="list-style-type: none"> • Application may be made by ground. Aerial application in California only. Make no more than one application by air. Use a minimum of 20 gallons/acre spray volume by air. Make additional applications by ground up to the maximum allowable a.i./A per plot of land per year. • Do not apply more than 28 oz./A of Medallion (0.9 lb. a.i./A of fludioxonil containing products) per plot of land per year. • Do not apply within 7 days of harvest (7 day PHI). 			
Strawberries	Gray Mold (<i>Botrytis cinerea</i>) Anthracnose (<i>Colletotrichum</i> spp.)	5.5-8	Begin application at or before bloom and continue on a 7 to 10 day interval. Resistance Management: After 2 applications of Medallion, alternate with another fungicide with a different mode of action for 2 applications.
	Root and crown anthracnose at planting (<i>Colletotrichum</i> spp.)	2.5-4 oz. per 100 gals. water	Apply as a pre-plant dip to strawberry roots and crowns at the rate of 2.5 to 4 oz. per 100 gals. of water for suppression of root and crown rot caused by anthracnose. Wash transplants to remove excess soil prior to dipping. This helps to remove adhering spores from the external plant parts. Completely immerse planting stock in dip solution. Dip or expose plants for a minimum of 2 to 5 minutes. DO NOT reuse solution. Dispose of dip solution according to local regulations. Plant treated plants as quickly as possible. For continued anthracnose control, follow with foliar applications of beginning 2-3 weeks after transplant.
<p>Specific Use Restrictions</p> <ul style="list-style-type: none"> • Application may be made by ground. Aerial application in California only. Make no more than one application by air. Use a minimum of 5 gallons/acre spray volume by air. Make additional applications by ground up to the maximum allowable a.i./A per plot of land per year. • Do not apply more than 28 oz./A of Medallion (0.9 lb. a.i./A of fludioxonil containing products) per plot of land per year. • May be applied on the day of harvest (0 day PHI). 			
Tropical Fruits Lychee Longan Spanish lime Rambutan Pulasan	Botrytis fruit rot (<i>Botrytis</i> spp.) Alternaria fruit rot (<i>Alternaria</i> spp.) Anthracnose (<i>Colletotrichum</i> spp.)	5.5-7	Make the first application during early bloom and repeat at 7-10 day intervals if conditions remain favorable for disease development. Resistance Management: After 2 applications of Medallion, alternate with another fungicide with a different mode of action for 2 applications.

27 of 32

Crop	Disease	Rate oz./Acre	Remarks
Specific Use Restrictions			
<ul style="list-style-type: none"> • Application may be made by ground. Aerial application in California only. Make no more than one application by air. Use a minimum of 20 gallons/acre spray volume by air. Make additional applications by ground up to the maximum allowable a.i./A per plot of land per year. • Do not apply more than 28 oz./A of Medallion (0.9 lb. a.i./A of fludioxonil containing products) per plot of land per year. • May be applied on the day of harvest (0 day PHI). 			
Watercress	Cercospora leafspot (<i>Cercospora</i> spp.) Sclerotinia white mold (<i>Sclerotinia</i> spp.) Rhizoctonia rot (<i>Rhizoctonia solani</i>)	5.5-7	Begin applications prior to or at the onset of disease and repeat applications at a 7-10 day interval if conditions remain favorable for disease development. Resistance Management: After 2 applications of Medallion, alternate with another fungicide with a different mode of action for 2 applications.
Specific Use Restrictions			
<ul style="list-style-type: none"> • Application may be made by ground only. • Do not apply more than 28 oz./A of Medallion (0.9 lb. a.i./A of fludioxonil containing products) per plot of land per year. • May be applied on the day of harvest (0 day PHI). 			

TURFGRASS

Medallion is a protectant fungicide for control of certain diseases of turfgrass. Medallion provides control of brown patch, leaf spot, yellow patch, summer patch, anthracnose, gray leaf spot, bentgrass dead spot, and pink and gray snow mold when used in an integrated, preventive disease management program. For control of other diseases of turfgrass such as Pythium blight, yellow tuft, and downy mildew, use Subdue MAXX®.

DO NOT USE ON TURFGRASS IN HAWAII.

1. USE MEDALLION AS A FOLIAR SPRAY IN AN INTEGRATED, PREVENTIVE DISEASE MANAGEMENT PROGRAM ALONE OR IN COMBINATION WITH OTHER FUNGICIDES SUCH AS BANNER MAXX, OR SUBDUE MAXX.
2. Apply in sufficient water to ensure thorough coverage.
3. Apply after mowing.
4. For control of foliar diseases, allow sprayed area to completely dry before irrigation.
5. Under conditions optimum for high disease pressure, use the higher rate and the shorter interval.
6. For optimum turfgrass quality and disease control, use Medallion in conjunction with turfgrass management practices that promote good plant health and optimum disease control.

7. Before use of any fungicide, proper diagnosis of the organism causing the disease is important. Use of diagnostic kits or other means of identification of the disease is essential to determine the best control measures.

Notes: (1) To avoid possible illegal residues, do not graze animals on treated areas, and (2) Do not feed clippings from treated areas to livestock or poultry. (3) **Note:** Do not apply more than 1.5 oz./1,000 ft.²/year (4 lbs. product/A/year) on turfgrass.

Turfgrass Disease Control With Medallion

Disease	Rate product/ 1,000 ft. ² *see chart	Application Interval	Instructions
Brown Patch (<i>Rhizoctonia solani</i>)	0.20-0.25 oz.	7 days	Begin applications prior to disease development. For extended and more broad spectrum disease control (up to 21 days), including dollar spot, tank mix 0.20-0.50 oz. of Medallion with 1.0-2.0 fl. oz. of Banner MAXX [®] per 1,000 ft. ²
	0.50 oz.	14 days	
Bentgrass Dead Spot (<i>Ophiosphaerella agrostis</i>)	0.30-0.50 oz.	14 days	Begin applications prior to disease development. For more broad spectrum disease control, tank mix Medallion with 1.0-2.0 fl. oz. of Banner MAXX per 1,000 ft. ²
Anthracnose (<i>Colletotrichum graminicola</i>)	0.25-0.50 oz.	14 days	Begin applications prior to disease development. For best control, use as a component of a preventive disease control program.
Leaf Spot (<i>Bipolaris</i> spp., <i>Drechslera</i> spp.)	0.25-0.50 oz.	14-21 days	Apply when conditions are favorable for disease development.
Summer Patch (<i>Magnaporthe poae</i>)	0.50 oz.	14 days	Apply when conditions are favorable for disease development. For best disease control, tank mix 0.30-0.50 oz. of Medallion with 1.0-2.0 fl. oz. of Banner MAXX per 1,000 ft. ²
Yellow Patch (<i>Rhizoctonia cerealis</i>)	0.50 oz.	Late Fall	Apply one application in late fall before snow cover. For best disease control, tank mix with 1.0-2.0 fl. oz. of Banner MAXX per 1,000 ft. ²
Snow Mold Gray (<i>Typhula incarnata</i> <i>Typhula ishikariensis</i>) Pink (<i>Microdochium nivale</i>)	0.50 oz.	Late Fall	Apply one to two applications in late fall before snow cover. Do not apply on top of snow. For best disease control, tank mix with one to two registered snow mold products. For example, mix with a combination of Banner MAXX and Daconil Ultrex [®] . Medallion at 0.25-0.30 oz. rate can be used when tank mixing with Banner MAXX and Daconil Ultrex when disease conditions are expected to be light to moderate.
Microdochium Patch (<i>Microdochium nivale</i>)	0.25-0.50 oz.	14 days	For the control of Microdochium Patch without snow cover. Under Heavy infestations combine with Banner MAXX. Repeat applications can be made at 7-14 day intervals when conditions are favorable for disease development.
Gray Leafspot (<i>Pyricularia grisea</i>)	0.25-0.50 oz.	14 days	Apply when conditions are favorable for disease development. For best control, use as a component of a preventive disease control program.

***Medallion Conversion Chart**

Rate Product/ 1,000 ft. ²	Treated Area ft. ² /1 oz. Packet	Treated Area ft. ² /5 oz. Packet
0.20 oz.	5,000	25,000
0.25 oz.	4,000	20,000
0.30 oz.	3,340	16,700
0.50 oz.	2,000	10,000

Ornamentals

Medallion is a protectant fungicide for control of certain foliar, stem, and root diseases in ornamentals grown in interiorscapes, field nursery plantings, container nurseries, forest nurseries, residential and commercial landscapes, greenhouses, lath and shade houses, or other enclosed structures.

HAWAII ONLY: Use is limited to ornamentals grown in interiorscapes, greenhouses, lath and shade houses, containers, or other enclosed structures.

Medallion controls foliar diseases of ornamentals caused by *Rhizoctonia* spp., *Botrytis* spp., *Cercospora* spp., *Alternaria* spp., *Septoria* spp., and *Myrothecium* spp. when applied on a regular schedule as a full coverage spray.

Medallion also will provide control of stem and root diseases caused by *Rhizoctonia* spp., *Fusarium* spp. (e.g., oxysporum), *Cylindrocladium* spp., *Sclerotium* spp., and *Thielaviopsis* spp., when mixed with the potting media or as a drench to the root zone of plants.

For control of stem and root diseases caused by *Pythium* spp. and *Phytophthora* spp., tank mix Medallion with labeled rates of Subdue MAXX. See mixing instructions for these tank mixes.

Maximum Use Rates

For indoor drench applications, use up to 30 oz. of Medallion per 1,000 sq. ft. (80 lbs. product/A) per year or crop cycle. Applications to pre-potting mix can be made up to 4 oz. of Medallion per cu. yd.

The high use rates recommended for container nurseries, greenhouses, or other enclosed structures are due to the high organic matter soil mixes used in these systems and the high binding affinity of Medallion for organic matter.

For field grown and landscape ornamentals, apply up to a maximum of 1.5 oz./1,000 ft.²/year (4 lbs. product/A/year). For outdoor container grown ornamentals, apply up to a maximum of 3 oz./1,000 ft.²/year (8 lbs. product/A/year).

Plant Species

Medallion has been tested and found to be safe on the ornamentals listed in this table at recommended rates. For plants not listed in the table, see the **NOTICE TO USER** box at the bottom of the table. Numbers in parentheses refer to diseases controlled. See Table 1.

African Violets (1-12)	Coleus (1-12)	Petunia (1-12)
Ageratum (1-10)	Coreopsis* (1-12)	Pittosporium (8-12)
Alyssum (1-12)	Cyclamen (1-12)	Poinsettia (1,4,9-12)
Aster (1-12)	Dahlia* (1-12)	Portulaca* (1-12)
Azalea (4, 11, and 12)	Daisy* (1-12)	Pothos (1-12)
Begonia (1-12)	Fern (1-12) **	Rose (1, 4, and 9)
Bleeding Heart* (1-12)	Fuchsia* (1-4)	Salvia (1-12)
Bridal Veil* (1-12)	Gerbera Daisy (1-12)	Snapdragon (1-12)
Caladium (1-12)	Gomphrena (1-12)	Spathiphyllum (1-12)
Calendula (1-12)	Lantana* (1-12)	Sunflower* (1-12)
Carnation (1-12)	Lysianthus (8-12)	Tobacco, flowering* (1-12)
Celosia (1-12)	Marigold (1-12)	Verbena (1-12)
Centrosa* (1-12)	Mexican Heather* (1-7)	Vinca (1-12)
Chenille* (1-12)	Nephtytis* (1-12)	Wandering Jew*(1-12)
Christmas Cactus (1-12)	Pansy (1-12)	Zinnia (1-12)
Chrysanthemums (1-12)		

* Indicates that only foliar applications have been tested for plant safety.

**Do not apply Medallion to leather leaf fern.

Note:

- Drench or at seedling applications to Impatiens or New Guinea Impatiens may cause stunting and/or chlorosis.
- Foliar or drench applications to some Geranium varieties may cause stunting or chlorosis at higher rates. Responses may vary depending on environmental conditions. Medallion should be tested on a limited area to evaluate for any possible damage before proceeding with treatment of the entire crop.

NOTICE TO USER: Plant tolerance to Medallion has been found to be acceptable for the specific genera and species listed on this label. Due to the large number of species and varieties of ornamentals and nursery plants, it is impossible to test every one for tolerance to Medallion. Neither the Manufacturer nor the Seller has determined whether or not Medallion can be used safely on ornamental plants not specified on this label. The professional user should determine if Medallion can be used safely prior to commercial use. In a small area, test the recommended rates on a small number of plants for phytotoxicity prior to widespread use.

Table 1: Diseases Controlled by Medallion

Foliar Diseases

1. Aerial Blight (*Rhizoctonia* spp.)
2. Alternaria Leaf Blight (*Alternaria* spp.)
3. Alternaria Leaf Spot (*Alternaria* spp.)
4. Botrytis Blight (*Botrytis* spp.)
5. Cercospora Leaf Spot (*Cercospora* spp.)
6. Myrothecium Leaf Spot and Blight (*Myrothecium* spp.)
7. Septoria Leaf Spot (*Septoria* spp.)

Stem, Crown, and Root Rots

8. Cyindrocladium Stem and Root Rot (*Cylindrocladium* spp.)
9. Fusarium Stem and Root Rot (*Fusarium* spp.)
10. Rhizoctonia Stem and Root Rot (*Rhizoctonia* spp.)
11. Southern Blight (*Sclerotium rolfsii*)
12. Black Root Rot (*Thielaviopsis* spp.)

FOLIAR SPRAY

For control of *Rhizoctonia* spp., *Alternaria* spp., *Septoria* spp., *Myrothecium* spp., and *Cercospora* spp., use 1-2 oz./100 gals. of water and spray to runoff at 7 to 14-day intervals while conditions are favorable for disease development.

For control of *Botrytis* spp., use 2-4 oz./100 gals. of water and spray to runoff at 7 to 14-day intervals while conditions are favorable for disease development. For management of the potential development of resistance in the *Botrytis* population, use no more than two consecutive applications of Medallion before rotating to another effective product registered for *Botrytis* control on ornamentals with a different mode of action.

Notes: (1) Under severe conditions, use the highest rate and/or the shortest application interval. (2) Use sufficient spray volume to wet the plants to the point of drip. (3) For a single foliar application, apply up to a maximum of 4 oz./100 gals. (1 oz./25 gals).

PRE-POTTING GROWING MEDIA MIX

Medallion can be mixed with the potting media before seeding or transplanting by uniformly mixing 1-2 oz. per cu. yd. of potting media. The desired amount of Medallion should be mixed with 0.50-1 gal. of water and applied to 1 (one) cu. yd. of potting media. It is recommended that Medallion treatment should be made just before the plants are seeded or potted up. Uniform mixing can be accomplished by placing the potting mix in a rotating drum and spraying the Medallion solution onto the mix while the drum is rotating.

GROWING MEDIUM DRENCH

At Seeding

For the control of damping-off, root, and stem diseases, mix 1 oz./100 gals. of water. When using Medallion for control of *Rhizoctonia* spp., apply sufficient mix to wet the upper one-half of the growing medium. For control of other root and stem diseases, completely drench the growing medium. Make only one application to the seeding crop prior to transplanting or transfer to larger containers.

Transplants and Cuttings

For the control of root and stem diseases, mix 1-2 oz./100 gals. of water. When using Medallion for control of *Rhizoctonia* spp., apply sufficient mix to wet the upper one-half of the growing medium. For control of other root and stem diseases, completely drench the growing medium. If needed, retreat transplants and cuttings with Medallion as described above at 21 to 28-day intervals. Two applications per year during conditions favorable for disease development are usually adequate to control diseases of ornamentals.

Notes: (1) Under severe conditions, use the highest rates and/or the shortest application interval. (2) For control of *Pythium* and *Phytophthora* diseases in addition to *Rhizoctonia* spp., *Cylindrocladium* spp., *Thielaviopsis* spp., *Fusarium* spp., and *Sclerotium* spp., tank mix Medallion with labeled rates of Subdue MAXX. (3) Drench applications can be made at up to a maximum of 2 pts./sq. ft. to wet the root zone of plants.

[Medallion[®], Banner MAXX[®], Daconil Ultrex[®], Subdue MAXX[®]] and the Syngenta logo are trademarks of a Syngenta Group Company.

©200_ Syngenta

For non-emergency (e.g., current product information), call Syngenta Crop Protection at 1-800-334-9481.

Syngenta Crop Protection, Inc.
Greensboro, North Carolina 27409
www.syngenta-us.com

Product of
Formulated in

SCP 769A-M

MED 769 MAS(11-07-06) – pd – 09/17/09
MED 769 MAS(11-07-06) PRN2007-4 NOTIF-SEP2009 CLEAN – pl – 9/21/09
000100-00769.20090921.MEDALLION_PRN2007-4_SEP2009.pdf