



0429

Bulk/Farm-Pak/Field-Pak Booklet

RESTRICTED USE PESTICIDE  
(GROUND AND SURFACE WATER CONCERNS)

FOR RETAIL SALE TO AND USE ONLY BY CERTIFIED APPLICATORS OR PERSONS UNDER THEIR DIRECT SUPERVISION, AND ONLY FOR THOSE USES COVERED BY THE CERTIFIED APPLICATOR'S CERTIFICATION.

THIS PRODUCT IS A RESTRICTED-USE HERBICIDE DUE TO GROUND AND SURFACE WATER CONCERNS. USERS MUST READ AND FOLLOW ALL PRECAUTIONARY STATEMENTS AND INSTRUCTIONS FOR USE IN ORDER TO MINIMIZE POTENTIAL FOR ATRAZINE TO REACH GROUND AND SURFACE WATER.

Bicep Lite II®

HERBICIDE

For weed control in corn and grain or forage sorghum

Active Ingredients:

Atrazine*: 2-chloro-4-ethylamino-6-isopropylamino-s-triazine.....	17.4%
Atrazine related compounds*.....	0.9%
Metolachlor: 2-chloro-N-(2-ethyl-6-methylphenyl)-N-(2-methoxy-1-methylethyl) acetamide.....	35.3%
Inert Ingredients:	46.4%
Total:	100.0%

\*Bicep Lite II typically contains 1.67 lbs. atrazine + relateds per gallon.

**KEEP OUT OF REACH OF CHILDREN.**

**CAUTION**


See additional precautionary statements and directions for use inside booklet.

EPA Reg. No. 100-766

**ACCEPTED  
with COMMENTS  
In EPA Letter Dated**

SEP 26 1995

Under the Federal Insecticide, Fungicide, and Rodenticide Act as amended, for the pesticide registered under EPA Reg. No. 100-766



©1995 Ciba-Geigy Corporation

CGA 148L1

[GANNONC.LABELB-W/BCPLII-B] - 9/6/95



## DIRECTIONS FOR USE AND CONDITIONS OF SALE AND WARRANTY

**IMPORTANT:** Read the entire **Directions for Use** and the **Conditions of Sale and Warranty** before using this product. If terms are not acceptable, return the unopened product container at once.

---

### **Conditions of Sale and Warranty**

---

The **Directions for Use** of this product reflect the opinion of experts based on field use and tests. The directions are believed to be reliable and should be followed carefully. However, it is impossible to eliminate all risks inherently associated with use of this product. Crop injury, ineffectiveness, or other unintended consequences may result because of such factors as weather conditions, presence of other materials, or the manner of use or application all of which are beyond the control of Ciba-Geigy or the Seller. All such risks shall be assumed by the Buyer.

Ciba-Geigy warrants that this product conforms to the chemical description on the label and is reasonably fit for the purposes referred to in the **Directions for Use** subject to the inherent risks referred to above. **Ciba-Geigy makes no other express or implied warranty of Fitness or Merchantability or any other express or implied warranty. In no case shall Ciba-Geigy or the Seller be liable for consequential, special, or indirect damages resulting from the use or handling of this product.** Ciba-Geigy and the Seller offer this product, and the Buyer and user accept it, subject to the **foregoing Conditions of Sale and Warranty**, which may be varied only by agreement in writing signed by a duly authorized representative of Ciba-Geigy.

5/8/79

---

## DIRECTIONS FOR USE

---

It is a violation of federal law to use this product in a manner inconsistent with its labeling.

Do not apply this product in a way that will contact workers or other persons, either directly or through drift. Only protected handlers may be in the area during application. For any requirements specific to your State or Tribe, consult the agency responsible for pesticide regulation.

### AGRICULTURAL USE REQUIREMENTS


Use this product only in accordance with its labeling and with the Worker Protection Standard, 40 CFR part 170. This Standard contains requirements for the protection of agricultural workers on farms, forests, nurseries, and greenhouses, and handlers of agricultural pesticides. It contains requirements for training, decontamination, notification, and emergency assistance. It also contains specific instructions and exceptions pertaining to the statements on this label about personal protective equipment (PPE), and restricted-entry interval. The requirements in this box only apply to uses of this product that are covered by the Worker Protection Standard.

**Do not enter or allow worker entry into treated areas during the restricted entry interval (REI) of 12 hours.** Exception: If the product is soil-injected or soil-incorporated, the Worker Protection Standard, under certain circumstances, allows workers to enter the treated area if there will be no contact with anything that has been treated.

PPE required for early entry to treated areas that is permitted under the Worker Protection Standard and that involves contact with anything that has been treated, such as plants, soil, or water is:

- Coveralls
- Waterproof gloves
- Chemical-resistant footwear plus socks

**FAILURE TO FOLLOW THE DIRECTIONS FOR USE AND PRECAUTIONS ON THIS LABEL MAY RESULT IN POOR WEED CONTROL, CROP INJURY, OR ILLEGAL RESIDUES.**



6-29

---

## General Information

---

Bicep Lite II is a selective herbicide recommended as an early preplant, preplant surface-applied, preplant incorporated, or preemergence treatment for control of most annual grasses and broadleaf weeds in corn and grain or forage sorghum, provided the sorghum seed has been properly treated by the seed company with Concep® or Screen®. This product may be tank mixed with Banvel®, Bladex® (4L or 90DF), Dual® formulations, Extrazine II®, Lorox® or equivalent, or Princep® 4L (Caliber 90®) for weed control in conventional tillage corn. This product may also be tank mixed with either Gramoxone® Extra, Landmaster® BW or Roundup® alone or in combination with Bladex, Extrazine II, Dual, or Princep, in minimum-tillage or no-tillage corn, or tank mixed with either Gramoxone Extra, Landmaster BW or Roundup, in minimum-tillage or no-tillage sorghum.

Following many years of continuous use of atrazine (one of the ingredients in Bicep Lite II), and products chemically related to atrazine, biotypes of some of the weeds listed on this label which are controlled by the atrazine component have been reported to develop resistance to this and chemically related herbicides. Where this is known or suspected, and weeds controlled by this product are expected to be present along with resistant biotypes, we recommend the use of Bicep Lite II in combination or in sequence with registered herbicides which do not contain triazines. Consult with your State Agricultural Extension Service for specific recommendations.

*Precautions: (1) If sorghum seed is not properly pretreated with Concep or Screen, Bicep Lite II will severely injure the crop. (2) Injury may occur to corn or sorghum following the use of Bicep Lite II under abnormally high soil moisture conditions during early development of the crop.*

) Bicep Lite II alone or in tank mixture with Banvel, Bladex, Dual, Extrazine II, or Princep may be applied early preplant, preplant incorporated, preplant surface, or preemergence on corn in water or fluid fertilizer. Bicep Lite II may be applied in tank mix combination with Gramoxone Extra, Landmaster BW, or Roundup with or without the above herbicides early preplant, preplant surface, or preemergence to corn. Bicep Lite II alone may also be applied on sorghum early preplant, preplant incorporated, preplant surface, or preemergence in water or in fluid fertilizer.

Bicep Lite II may be applied in water by aircraft. Applications in fluid fertilizer should be only by ground equipment.

To avoid spray drift, do not apply under windy conditions. Avoid spray overlap, as crop injury may result.

Do not apply this product through any type of irrigation system.



Where reference is made to weeds partially controlled, partial control can either mean erratic control from good to poor or consistent control at a level below that generally considered acceptable for commercial weed control.

Dry weather following preemergence application of Bicep Lite II or a tank mixture may reduce effectiveness. Cultivate if weeds develop in conventional tillage corn or sorghum.

Observe all precautions and limitations on the label of each product used in tank mixtures.

Thoroughly clean sprayer or other application device before using. Dispose of cleaning solution in a responsible manner. Do not use a sprayer or applicator contaminated with other materials, or crop damage or sprayer clogging of the application device may occur.

### **Mixing Instructions**

Thoroughly recirculate containers and bulk tanks before using. Bicep Lite II is a liquid that may be mixed with water or fluid fertilizer and applied as a spray. Bicep Lite II may also be sprayed onto dry bulk granular fertilizer and applied with the granular fertilizer.

### **Dry Bulk Granular Fertilizers**


Many dry bulk granular fertilizers may be impregnated or coated with Bicep Lite II and used to control weeds in corn or Concep-treated sorghum.

When applying Bicep Lite II with dry bulk granular fertilizers, follow all directions for use and precautions on the Bicep Lite II label regarding target crops, rates per acre, soil texture, application methods, and rotational crops.

All individual state regulations relating to dry bulk granular fertilizer blending, registration, labeling, and application are the responsibility of the individual and/or company selling the herbicide/fertilizer mixture.

Prepare the herbicide/fertilizer mixture by using any closed drum, belt, ribbon, or other commonly used dry bulk fertilizer blender. Nozzles used to spray Bicep Lite II onto the fertilizer must be placed to provide uniform spray coverage. Care should be taken to aim the spray onto the fertilizer only, avoiding the walls of the blender.

If the herbicide/fertilizer mixture is too wet, add a highly absorptive material, such as Agsorb® or Celatom MP-79® or similar granular clay or diatomaceous earth materials, to obtain a dry, free-flowing mixture. Absorptive materials should be



added only after the herbicide has been thoroughly blended into the fertilizer mixture. Best application results will be obtained by using a granule of 6/30 particle size or of a size similar to that of the fertilizer material being used. Generally, less than 2% by weight of absorptive material will be needed. Avoid using more than 5% absorptive material by weight.

Calculate the amount of Bicep Lite II to be used by the following:

$$\begin{array}{rclcl}
 \underline{2,000} & & \text{qts. of Bicep Lite II} & & \text{qts. of Bicep Lite II} \\
 \text{lbs. of} & \text{X} & \text{per acre} & = & \text{per ton of} \\
 \text{fertilizer} & & & & \text{fertilizer} \\
 \text{per acre} & & & & 
 \end{array}$$

*Precautions: To avoid potential for explosion, (1) Do not impregnate Bicep Lite II on ammonium nitrate, potassium nitrate, or sodium nitrate either alone or in blends with other fertilizers. (2) Do not combine Bicep Lite II with a single superphosphate (0-20-0) or treble superphosphate (0-46-0). (3) Do not use Bicep Lite II on straight limestone, since absorption will not be achieved. Fertilizer blends containing limestone can be impregnated.*

### Application

Apply 200-700 lbs. of the herbicide/fertilizer mixture per acre. For best results, apply the mixture uniformly to the soil with properly calibrated equipment immediately after blending. Uniform application of the herbicide/fertilizer mixture is essential in order to prevent possible crop injury or injury to subsequent rotational crops. Non-uniform application may also result in unsatisfactory weed control. In areas where conventional tillage is practiced, a shallow incorporation of the mixture into the soil is recommended to obtain satisfactory weed control. On fine- or medium-textured soils in areas where soil incorporation is not planned, i.e., reduced tillage situations or in some conventional till situations, make applications approximately 30 days before planting to allow moisture to move the herbicide/fertilizer mixture into the soil. On coarse-textured soils, make applications approximately 14 days prior to planting.

*Precautions: (1) To help avoid rotational crop injury, make applications as early as possible, since Bicep Lite II impregnated onto dry bulk granular fertilizers can be expected to last longer in the soil than when Bicep Lite II is applied as a spray in water or fluid fertilizer. (2) To avoid potential crop injury, do not use the herbicide/fertilizer mixture on crops where planting beds are to be formed.*





## Application in Water or Fluid Fertilizers

**Bicep Lite II Alone:** Fill the spray tank 1/2-3/4 full with water or fluid fertilizer, add the proper amount of Bicep Lite II, then add the rest of the water or fluid fertilizer. Provide sufficient agitation during mixing and application to maintain a uniform suspension.

**Tank Mixtures:** Fill the spray tank 1/2-3/4 full with water or fluid fertilizer, add the proper amount of Bicep Lite II, then add Banvel, Lorox or equivalent, or Princep; next add Dual; then add Gramoxone Extra, Landmaster BW, or Roundup, depending on the tank mix combination desired; and finally add the rest of the water or fluid fertilizer. When Bladex or Extrazine II is used in the tank mixture, add it before Bicep Lite II unless otherwise specified. (See Bladex section under **Bicep Lite II Combinations - Corn** for further mixing instructions.) Provide sufficient agitation during mixing and application to maintain a uniform suspension.

**Compatibility Test:** Check the compatibility of Bicep Lite II and tank mixtures in fluid fertilizer by mixing proportionate quantities in a small container, as described below, before mixing in the spray tank. Nitrogen solutions or complete fluid fertilizers may replace all or part of the water in the spray. Since liquid fertilizers can vary, even within the same analysis, **always check compatibility each time before reuse.** Be especially careful when using **complete** suspension or fluid fertilizers as serious compatibility problems are more apt to occur. Commercial application equipment may improve compatibility in some instances. The following test assumes a spray volume of 25 gals./A. For other spray volumes, make appropriate changes in the ingredients. Check compatibility using this procedure:

1. Add 1 pt. of fertilizer to each of 2 one-qt. jars with tight lids.
2. To **one** of the jars, add 1/4 tsp. or 1.2 milliliters of a compatibility agent approved for this use, such as Compex® or Unite® (1/4 tsp. is equivalent to 2 pts. per 100 gals. spray). Shake or stir gently to mix.
3. To **both** jars, add the appropriate amount of herbicide(s). If more than one herbicide is used, add them separately with dry herbicides first, flowables next, and emulsifiable concentrates last. After each addition, shake or stir gently to thoroughly mix. The appropriate amount of herbicides for this test follows:

**Dry herbicides:** For each pound to be applied per acre, add 1.4 teaspoons to each jar.

**Liquid herbicides:** For each pint to be applied per acre, add 0.5 teaspoon or 2.5 milliliters to each jar.

4. After adding all ingredients, put lids on and tighten, and invert each jar 10 times to mix. Let the mixtures stand 15 minutes and then look for separation, large flakes, precipitates, gels, heavy oily film on the jar, or other signs of incompatibility. Determine if the compatibility agent is needed in the spray mixture by comparing the 2 jars. If either mixture separates, but can be remixed readily, the mixture can be sprayed as long as good agitation is used. If the mixtures are incompatible, test the following methods of improving compatibility: (A) slurry the dry herbicides(s) in water before addition, or (B) add 1/2 of the compatibility agent to the fertilizer and the other 1/2 to the emulsifiable concentrate or flowable herbicide before addition to the mixture. If still incompatible, do not use the mixture.
  
5. After compatibility testing is complete, dispose of any pesticide wastes in accordance with the directions in the **Storage and Disposal** section at the end of this label.

### Application Procedures

**Ground Application:** Use sprayers that provide accurate and uniform application. Screens in nozzles and in suction and in-line strainers should be no finer than 50-mesh. Use a pump with capacity to: (1) maintain 35-40 psi at the nozzles, and (2) provide sufficient agitation in tank to keep mixture in suspension. Unless otherwise specified, use a minimum of 10 gals. of spray mixture per acre. Rinse sprayer thoroughly with clean water immediately after use.

For band applications, calculate amount to be applied per acre as follows:

$$\frac{\text{band width in inches}}{\text{row width in inches}} \times \text{broadcast rate per acre} = \text{amount needed per acre of field}$$

### Low Carrier Application (Broadcast Ground Application Only):

Use sprayers such as Ag-Chem RoGator®, Hagie, John Deere Hi-CycleT, Melroe Spra-Coupe, Tyler Patriot™, or Willmar Air Ride® that provide accurate and uniform application. **Only water may be used as a carrier.** Screens in suction and in-line strainers should be 50-mesh. Manufacturers may require that tip screens as fine as 100-mesh be used with some nozzles. Use a pump with capacity to: (1) maintain up to 35-40 psi at the nozzles, and (2) provide sufficient agitation in tank to keep mixture in suspension. Use a minimum of 5 gals. of spray mixture per acre. Maximum recommended sprayer speed is 15 mph. Rinse sprayer thoroughly with clean water immediately after each use.

**Note:** Low pressure nozzles are recommended to reduce drift and increase application accuracy. When using automatic rate controlling devices, care should be taken to spray the material within the rated working pressure and flow ranges of the nozzle selected. Nozzle screens should be used when recommended by the manufacturer. All nozzles should be placed on 20-inch centers, except flooding types which should be placed on 40-inch centers. When Flat Fan type nozzles are used, angles of 80° or 110° are recommended. Always read and follow the manufacturer's directions for optimum setup and performance of their nozzles or tips.

**Aerial Application (for Bicep Lite II alone):** Use aerial application only where broadcast applications are specified. Apply a minimum of 1 gal. of water for each 1 gal. of this product applied per acre, but for rates below 1 gal./A, use in sufficient water to equal 2 gals./A of total spray. Avoid applications under conditions where uniform coverage cannot be obtained or where excessive spray drift may occur. In order to assure that spray will be controllable within the target area when used according to label directions, make applications at a maximum height of 10 ft., using low drift nozzles at a maximum pressure of 40 psi, and restrict application to periods when wind speed does not exceed 10 mph. To assure that spray will not adversely affect adjacent sensitive nontarget plants, apply Bicep Lite II by aircraft at a minimum upwind distance of 400 ft. from sensitive plants.

Avoid application to humans or animals. Flagmen and loaders should avoid inhalation of spray mist and prolonged contact with skin.

Within rate ranges in all tables on this label, use the lower rate on soil relatively coarse-textured or low in organic matter; use the higher rate on soil relatively fine-textured or high in organic matter and where weed pressure, particularly from grasses, is expected to be especially heavy.

Recommendations are based upon soil textures, which are defined as follows:

**COARSE** - Sand, sandy loam, loamy sand

**MEDIUM** - Loam, silt loam, silt

**FINE** - Sandy clay loam, silty clay loam, clay loam, sandy clay, silty clay, clay

---

### **Bicep Lite II Applied Alone**

---

**Weeds Controlled** - When applied early preplant, preplant surface-applied, preplant incorporated, or preemergence, Bicep Lite II will control or suppress the following weeds:

**Weeds  
Controlled**

**Weeds  
Partially Controlled\***

barnyardgrass (watergrass)	yellow foxtail yellow nutsedge*	cocklebur giant ragweed
crabgrass	carpetweed	morningglory
crowfootgrass	common purslane	sandbur
fall panicum	common ragweed	seedling johnsongrass
foxtail millet	Florida pusley	shattercane
giant foxtail	galinsoga	sicklepod
goosegrass	jimsonweed	volunteer sorghum
green foxtail	lambsquarters	velvetleaf
prairie cupgrass	nightshades	woolly cupgrass
signalgrass*	pigweed	
southwestern cupgrass	smartweed	
witchgrass		

\*Control may be improved by following these suggested procedures:

1. **Thoroughly till moist soil** to destroy germinating and emerged weeds. If Bicep Lite II is to be applied preplant incorporated, this tillage may be used to incorporate Bicep Lite II if uniform 2-inch incorporation is achieved as recommended under **Application Procedures**.
2. Plant crop into moist soil **immediately after tillage**. If Bicep Lite II is to be used preemergence, apply at planting or immediately after planting.
3. If available, **sprinkler irrigate** within 2 days after application. Apply 1/2-1 inch of water. Use lower water volume (1/2 inch) on coarse-textured soils and higher volume (1 inch) on fine-textured soils.
4. If irrigation is not possible and rain does not occur within 2 days after planting and application, weed control may be decreased. Under these conditions, a uniform, shallow cultivation is recommended as soon as weeds emerge.
5. For large-seeded broadleaf species, or those which are listed as partially controlled, an application of a postemergence herbicide should be made, if needed, following an application of Bicep Lite II.

**Application Timings\***

\*Where there are state/local requirements regarding atrazine use (including lower maximum rates and/or higher setbacks) which are different from the label,

13/29

the more restrictive/protective requirements must be followed. Certain states may have established rate limitations within specific geographical areas. Consult your state lead pesticide control agency for additional information. It is a violation of this label to deviate from state use regulations.

**Note:** For purposes of calculating total atrazine active ingredient applied, Bicep Lite II contains 1.67 lbs. a.i. atrazine + relateds per gal. (0.4175 lb. a.i. per qt.).

**Corn (all types)**

**Early Preplant:** For **coarse-textured soils**, apply 2.4 qts. of Bicep Lite II no earlier than 2 weeks before planting. For **medium- and fine-textured soils**, Bicep Lite II may be applied as a split treatment, by applying 2/3 the recommended rate 30-45 days before planting, followed by the remaining 1/3 rate at planting. See Table 1. Applications made less than 30 days before planting may be either split or single applications. For all soils, Bicep Lite II must be tank mixed with a contact herbicide (e.g., Gramoxone Extra or Roundup) if weeds are present at the time of treatment. If large-seeded dicots are present in the field, an application of an appropriate postemergence herbicide may be necessary after corn emergence. Observe the directions for use, precautions, and restrictions of all herbicides used in tank mixtures or as sequentials to Bicep Lite II. If the postemergence product contains atrazine, do not exceed the maximum use rates for that soil or location.

On medium- and fine-textured soils following final seed bed preparation in the Blacklands and Gulf Coast areas of TX, an early preplant application of Bicep Lite II at 1.8-2.2 qts./A may be made 30-45 days before planting. Grass suppression of 2-3 weeks after planting can be expected as a result of this application. Do not incorporate or disturb the soil before planting, and avoid moving the soil during the planting operation. A follow-up application of Dual may be needed in fields with a history of heavy grass pressure. Apply after planting, but before corn and grass weeds emerge.

**Notes:** (1) If a follow-up application of Dual is needed, do not exceed a total of 2.5 lbs. a.i. of metolachlor per A including the preplant Bicep Lite II application on medium- or fine-textured soils. On fine-textured soils with more than 3% organic matter, do not exceed 3 lbs. a.i. of metolachlor. (2) To the extent possible, do not move treated soil out of the row or move untreated soil to the surface during planting, or weed control will be diminished.

1/12/27

**Table 1: Bicep Lite II Early Preplant - Corn**

Soil Texture	Single Application	Split Applications*	
		30-45 DBP**	At Planting
<b>COARSE</b> Sand, loamy sand, sandy loam	2.4 qts./A	DO NOT APPLY	
<b>MEDIUM</b> Loam, silt loam, silt	2.4 qts./A to 3.0 qts./A	1.6 qts./A to 2.0 qts./A	0.8 qt./A to 1.0 qt./A
<b>FINE</b> Sandy clay loam, silty clay loam, clay loam, sandy clay, silty clay, clay	3.0 qts./A to 3.5 qts./A	2.0 qts./A to 2.5 qts./A	1.0 qt./A to 1.25 qts./A

\*Split applications can be made less than 30 days before planting if desired.

\*\*DBP - Days before planting.

**Preplant Surface, Preplant Incorporated, or Preemergence:** Apply Bicep Lite II preplant surface, preplant incorporated, or preemergence, using the appropriate rates from Table 2.

**Preplant Surface:** Apply uniformly to the soil surface within 14 days before planting. Where applications are made to coarse soils more than 7 days before planting, use the rates in Table 1.

**Preplant Incorporated:** Apply to the soil and incorporate into the top 2 inches of the soil within 14 days before planting using a finishing disk harrow, rolling cultivator, or similar implement capable of providing uniform 2-inch incorporation. Use preplant incorporated if furrow irrigation is used or when a period of dry weather after application is expected. If crop is to be planted on beds, apply and incorporate after bed formation.

**Preemergence:** Apply to the soil surface at planting (behind the planter), or after planting, but before weeds or crop emerge.

**Table 2: Bicep Lite II Preplant Surface, Preplant Incorporated, or Preemergence - Corn**

Soil Texture	Broadcast Rate Per Acre	
	Less Than 3% Organic Matter	3% Organic Matter or Greater
<b>COARSE</b> Sand, loamy sand, sandy loam	1.5 qts	1.8 qts.- 2.4 qts.
<b>MEDIUM</b> Loam, silt loam, silt	1.8 qts.- 2.4 qts.	2.4 qts.
<b>FINE</b> Sandy clay loam, silty clay loam, clay loam, sandy clay, silty clay, clay	2.4 qts.	2.4-3.5 qts.
Muck or peat soils (more than 20% organic matter)	DO NOT USE	

\*For yellow nutsedge control on fine-textured soils above 3% organic matter: Apply 3.5 qts. of Bicep Lite II per acre.

**Notes:** (1) In the event of escape of annual weeds following an early preplant, preplant surface, preplant incorporated, or preemergence treatment of Bicep Lite II applied alone or in combination follow with a postemergence application of an appropriately labeled broadleaf and/or grass weed herbicide, i.e., AAtrex®, Beacon®, Basagran®, Brominal®, Buctril®, Banvel, 2,4-D, or Marksman®. If the postemergence treatment includes the herbicide used in the earlier treatment, do not exceed the labeled rate for corn on a given soil texture. (2) Brominal or Buctril may be applied postemergence alone or in tank mix combination with AAtrex. Do not exceed 1.2 lbs. a.i./A of AAtrex in tank mix combination with Brominal or Buctril postemergence. Refer to the Brominal, Buctril, and AAtrex labels for specific rates and precautions. (3) If AAtrex or another product

containing atrazine is used postemergence following application of Bicep Lite II, do not exceed a total of 2.5 lbs. a.i./A of atrazine per year.

**Sorghum (Sorghum-Seed Treated with Concep or Screen)**

**Early Preplant (Sorghum-Seed Treated with Concep or Screen):** For minimum-tillage and no-tillage systems only, Bicep Lite II may be applied up to 45 days before planting grain sorghum in IA, IL, eastern KS, MO, NE, and SD using the rates from Table 3. Use only split applications for treatments made 30-45 days before planting with 2/3 the recommended rate applied initially and the remaining 1/3 at planting. Applications made less than 30 days prior to planting may be made as either a split or single application.

If weeds are present at the time of treatment, apply in a tank mixture combination with a contact herbicide (for example, Gramoxone Extra, Landmaster BW, or Roundup). Observe directions for use, precautions and restrictions on the label of the contact herbicide. Under dry conditions, irrigation after application is recommended to move Bicep Lite II into the soil.

**Note:** To the extent possible, do not move treated soil out of the row or move untreated soil to the surface during planting, or weed control will be diminished. Do not use on coarse soils. Do not use on medium soils with less than 1.0% organic matter.

On medium- and fine-textured soils following final seed bed preparation in the Blacklands and Gulf Coast areas of TX, an early preplant application of Bicep Lite II at 1.8-2.2 qts./A may be made 30-45 days before planting. Grass suppression of 2-3 weeks after planting can be expected as a result of this application. Do not incorporate or disturb the soil before planting and avoid moving the soil during the planting operation. A follow-up application of Dual may be needed in fields with a history of heavy grass pressure. Apply after planting, but before sorghum and grass weeds emerge.

**Notes:** (1) Do not use on soils with a pH greater than 8.0 if grain sorghum is to be planted. (2) If a follow-up application of Dual is needed, do not exceed a total of 2.25 lbs. a.i. of metolachlor per acre, including the early preplant Bicep Lite II application on medium-textured soils. On fine-textured soils, do not exceed 2.5 lbs. a.i. of metolachlor per acre.



**Table 3: Bicep Lite II Early Preplant - Grain or Forage Sorghum  
(Seed treated with Concep or Screen)**

Soil Texture	Organic Matter	Single Application	Split Applications*	
			30-45 DBP**	At Planting
<b>COARSE</b> Sand, loamy sand, sandy loam	any level	DO NOT USE	DO NOT USE	
<b>MEDIUM</b> Loam, silt loam, silt	less than 1.0%	DO NOT USE	DO NOT USE	
	more than 1.0%	2.4 qts./A to 2.7 qts./A	1.6 qts./A to 1.8 qts./A	0.8 qt./A to 0.9 qt./A
<b>FINE</b> Sandy clay loam, silty clay loam, clay loam, sandy clay, silty clay, clay	less than 1.5%	2.4 qts./A to 2.7 qts./A	1.6 qts./A to 1.8 qts./A	0.8 qts./A to 0.9 qts./A
	more than 1.5%	2.7 qts./A to 3.0 qts./A	1.8 qts./A to 2.0 qts./A	0.9 qt./A to 1.0 qt./A

\*Split applications can be made less than 30 days before planting if desired.  
 \*\*DBP - Days before planting.

**Preplant Surface, Preplant Incorporated, or Preemergence (Sorghum Seed Treated with Concep or Screen):** Apply Bicep Lite II preplant surface, preplant incorporated or preemergence using the appropriate rates from Table 4.

**Preplant Surface:** Apply uniformly to the soil surface within 14 days before planting.

**Preplant Incorporated:** Apply to the soil and incorporate into the top 2 inches of the soil within 14 days before planting using a finishing disk harrow, rolling cultivator, or similar implement capable of providing uniform 2-inch incorporation. Use preplant incorporated if furrow irrigation is used or when a period of dry weather after application is expected. If crop is to be planted on beds, apply and incorporate after bed formation.

**Preemergence:** Apply to the soil surface at planting (behind the planter), or after planting, but before weeds or crop emerge.

**Table 4: Preplant Surface, Preplant Incorporated, or Preemergence - Grain or Forage Sorghum\* (Seed treated with Concep or Screen)**

Soil Texture	Organic Matter	Broadcast Rate Per Acre
<b>COARSE</b> Sand, loamy sand, sandy loam	any level	DO NOT USE
<b>MEDIUM AND FINE</b> Loam, silt loam, silt sandy clay loam, silty clay loam, clay loam, sandy clay, silty clay, clay	less than 1%	DO NOT USE
	more than 1%	1.8-2.4 qts.

\*Do not use in NM or TX, except in the TX Panhandle, Gulf Coast, and Blacklands areas. Do not apply preplant incorporated in AZ or the Imperial Valley of CA.

*Precautions: To avoid possible crop injury, (1) Do not apply Bicep Lite II on highly alkaline soils (pH greater than 8.0) or on eroded areas where calcareous subsoils are exposed. (2) Do not apply Bicep Lite II when sorghum is planted in deep furrows because heavy rains following application can cause excessive concentrations of herbicide in the furrow. (3) Do not apply to sorghum grown under dry mulch tillage. (4) Injury may occur if both Bicep Lite II applied early preplant, preplant surface, preplant incorporated, or preemergence and an at-planting systemic insecticide applied in-furrow are used. (5) In addition, sorghum growing under stress caused by minor element deficiency may be injured by Bicep Lite II.*

**Rotational Crops:** (1) If treated crop is lost due to poor germination, hail, flood, insects, etc., corn may be replanted immediately or sorghum may be replanted immediately provided the seed has been properly treated with Concep or Screen. Do not make a second broadcast application. If the original application was banded and the second crop is planted in the untreated row middles, a second banded treatment may be applied. (2) Corn, sorghum, soybeans, cotton or peanuts may be planted the spring following treatment. Do not graze or feed forage or fodder from cotton to livestock, or illegal residues may result. (3) Injury

may occur to soybeans planted the year following application on soils having a calcareous surface layer. (4) In eastern parts of the Dakotas, KS, western MN, and NE, do not rotate to soybeans for 18 months following application if the rate applied to corn or sorghum was more than 2.0 lbs. a.i. of atrazine or equivalent band application rate, or soybean injury may occur. (5) If applied after June 10, do not rotate with crops other than corn or sorghum the next year, or crop injury may occur. (6) In the High Plains and Intermountain areas of the West, where rainfall is sparse and erratic or where irrigation is required, use only when corn or sorghum is to follow corn or sorghum, or a crop of untreated corn or sorghum is to precede other rotational crops. (7) Do not plant sugar beets, tobacco, vegetables (including dry beans), spring-seeded small grains, or small seeded legumes the year following application, or injury may occur. (8) All other crops may be planted 15 months after application.

---

### **Bicep Lite II Combinations - Corn**

---

#### **Tank Mixture with Dual, Princep, Bladex, or Extrazine II - Conventional Tillage**

**Dual:** Add up to 1/2 pt. of Dual per acre to the rate of Bicep Lite II recommended in Table 1 when heavy infestations of yellow nutsedge, sandbur, or seedling johnsongrass are expected.

**Princep (4L or Caliber 90):** Add up to 1 qt. of Princep 4L (1.1 lbs. Caliber 90) per acre to the rate of Bicep Lite II recommended in Table 1 in the northeastern U.S. where heavy infestations of crabgrass or fall panicum are expected.

**Bladex (4L or 90DF):** Add up to 2 qts. of Bladex 4L (2.2 lbs. 90DF) per acre. When Bladex is added, the rate of Bicep Lite II suggested in Table 1 should be reduced by not more than 25% for a given soil texture in the Clarion-Nicollet-Webster soil association in northern IA and southern MN, or in other areas where soybean rotational concerns exist.

**Extrazine II:** Add 1 to 2 qts. of Extrazine II 4L (1.1 to 2.2 lbs. Extrazine II DF) per acre to the rate of Bicep Lite II in Table 2. For purposes of calculating the total atrazine rate, Extrazine II 4L contains 0.25 lb. atrazine per quart. Do not exceed a total of 2.5 lbs. atrazine active ingredient per acre per calendar year.

**Note:** Check the compatibility of Bicep Lite II tank mixtures with Bladex or Extrazine II before mixing in spray tank by using the procedure described under **Application in Water or Fluid Fertilizers.**

Always use Unite (or an equivalent compatibility agent) at 2 pts./100 gals. when using Bladex 90DF in tank mixtures with Bicep Lite II. Compatibility testing is especially critical when using Bladex 90DF combinations. Always add Bladex or

2007

Extrazine II to the spray tank before Bicep Lite II, regardless of which Bladex or Extrazine II formulation is used.

**Tank Mixture of Bicep Lite II Alone or Bicep Lite II + Bladex, Dual, Extrazine II, or Princep, with Gramoxone Extra, Landmaster BW, or Roundup for Minimum-Tillage or No-Tillage Systems**

In minimum-tillage or no-tillage systems where corn is planted directly into a cover crop, stale seedbed, established sod, or previous crop residues, the contact herbicides Gramoxone Extra, Landmaster BW, or Roundup should be tank mixed with Bicep Lite II alone or with Bicep Lite II + Bladex, Dual, Extrazine II, or Princep. When used as directed, the Gramoxone Extra portion of the tank mixture controls most emerged annual weeds and suppresses many perennial weeds. Landmaster BW and Roundup combinations will control emerged annual and perennial weeds when applied as directed on its label. The Bicep Lite II portion of the tank mixture provides preemergence control of the weeds listed on this label in the **Bicep Lite II Alone** section for corn. The addition of Bladex, Dual, Extrazine II, or Princep offers the advantage indicated for each under **Conventional Tillage**.

**Application:** Apply before, during, or after planting, but before corn emerges, at the appropriate rate in Table 5. Two qts. of Bladex 4L (2.2 lbs. 90DF), or 1/2 pt. of Dual, or 1 to 2 qts. of Extrazine II 4L (1.1-2.2 lbs. Extrazine II DF), or 1 qt. of Princep 4L (1.1 lbs. Caliber 90) per acre may be added to the rate of Bicep Lite II recommended in Table 5. Add Gramoxone Extra, Landmaster BW, or Roundup at the following broadcast rates:

**Gramoxone Extra:** 1.5-2.0, 2.0-2.5, or 2.5-3.0 pts./A to 1-3 inches, 3-6 inches, or 6-inch tall weeds, respectively. Apply surfactant at 1 or 2 pts. per 100 gals. of spray mixture with 75% or greater or 50-74% nonionic active ingredient, respectively. This treatment will not control weeds taller than 6 inches.

**Landmaster BW:** 27-54 oz./A depending on weed species and size. See the Landmaster BW label for weeds controlled, recommended rates for specific weeds, and other use directions.

**Roundup:** See the Roundup or Roundup® RT label for weeds controlled, recommended rates, and other use directions.

Apply in 20-60 gals. of water per acre with conventional spray equipment.

**Tank Mixture of Bicep Lite II Alone, Bicep Lite II + Bladex, or Extrazine II, with 2,4-D or 2,4-D + Banvel for Minimum-Tillage or No-Tillage Systems**

21 of 29

In minimum-tillage or no-tillage systems where corn is planted directly into a cover crop, stale seedbed, established sod, or previous crop residues, Bicep Lite II may be applied in combination with Bladex or Extrazine II. When used as directed, the Bicep Lite II portion of the tank mixture provides preemergence control of the weeds listed on this label in the **Bicep Lite II Alone** section for corn. The addition of Bladex or Extrazine II offers the advantage indicated for each under **Conventional Tillage**.

**Application:** Apply Bicep Lite II with Bladex or Extrazine II before, during, or after planting, but before corn emerges, at the appropriate rate of Bicep Lite II in Table 5 for the burndown of small existing annual weeds. Up to 2 qts. of Bladex 4L (2.2 lbs. 90DF), or 1 to 2 qts. of Extrazine II 4L (1.1-2.2 lbs. Extrazine II DF) per acre may be added to the rate of Bicep Lite II recommended in Table 5.

Where heavy crop residues exist, add an appropriately labeled 2,4-D amine or low volatile ester to the spray tank last and apply in a minimum of 25 gals. of carrier per acre.

As carriers, nitrogen solutions and complete liquid fertilizers, applied before corn emergence, enhance burndown of existing weeds, and therefore are recommended instead of water. Add X-77® surfactant at 1.0-2.0 qts./100 gals. of diluted spray, or another surfactant cleared for use on growing crops at its recommended rate. Apply before weeds exceed 3 inches in height. If alfalfa is present, add Banvel to the spray mixture at 0.33-0.5 pt./A and apply before alfalfa exceeds 6 inches in height.

For fields with existing sod grasses (e.g., bromegrass, orchardgrass, rye, or timothy), when existing weeds exceed 3 inches in height or when very dry conditions exist, add Gramoxone Extra at the rate of 2.5 pts./A in place of, or in addition to, 2,4-D as indicated above. Do not apply Gramoxone Extra in suspension- type liquid fertilizer. Observe all directions for use, precautions, and limitations on the respective product labels when applying these products in tank mix combination.

**Note:** When applying Bicep Lite II and Bladex or Extrazine II in tank mix combination, follow directions under **Conventional Tillage** to ensure compatibility of these products in the tank mixture. Do not exceed a total of 2.5 lbs. atrazine active ingredient per acre per calendar year.

2018-9

**Table 5: Bicep Lite II for Minimum-Tillage or No-Tillage Corn**

<b>Soil Texture</b>	<b>Broadcast Rate Per Acre</b>
<b>COARSE</b> Sand, loamy sand, sandy loam	1.8 qts.
<b>MEDIUM</b> Loam, silt loam, silt	2.4 qts
<b>FINE</b> Sandy clay loam, silty clay loam, clay loam, sandy clay, silty clay, clay	2.4-3.5 qts.*
Muck or peat soils	DO NOT USE

\*For yellow nutsedge control on fine-textured soils above 3% organic matter, apply 3.5 qts. of Bicep Lite II per acre.

**Tank Mixture with Linuron for Control of Lambsquarters and Pigweed**

For prolonged control of lambsquarters and pigweed in DE, MD, NJ, NY, PA, VA, and WV, Bicep Lite II may be applied preemergence in combination with linuron. Apply Bicep Lite II according to the rates in Table 1 and linuron according to the following rates.

<b>Soil Texture</b>	<b>Broadcast Rate Per Acre</b>
Sandy loam (1-3% organic matter)	0.67 lb. Lorox*
Sandy loam (3-6% organic matter)	1.0 lb. Lorox*
Medium- and fine-textured soils (1-6% organic matter)	1.0 lb. Lorox*

\*When using Lorox L or Lorox DF, use equivalent rates. One pt. of Lorox L equals 1 lb. of Lorox DF.

Follow instructions and precautions on the Bicep Lite II and Lorox labels when tank mixing these products.

**Rotational Crops:** Follow the crop rotation instructions in the **Bicep Lite II Alone** section for corn.

---

**Bicep Lite II Combinations - Grain Sorghum (Seed treated with Concep or Screen)**

---

**Tank Mixture of Bicep Lite II with Gramoxone Extra, Landmaster BW, or Roundup for Minimum-Tillage or No-Tillage Systems**

In minimum-tillage or no-tillage systems where grain sorghum is planted directly into a cover crop, stale seedbed, established sod, or previous crop residues, the contact herbicides Gramoxone Extra, Landmaster BW, or Roundup may be tank mixed with Bicep Lite II. When used as directed, the Gramoxone Extra portion of the tank mixture controls most emerged annual weeds and suppresses many perennial weeds. Landmaster BW or Roundup combinations will control emerged annual and perennial weeds when applied as directed on its label. The Bicep Lite II portion of the tank mixture provides preemergence control of the weeds listed on this label in the **Bicep Lite II Applied Alone** section.

Refer to the label of each product used in combination and observe the planting details, restrictions, and all other precautions and limitations.

**Application:** Apply before, during, or after planting, but before grain sorghum emerges, at the appropriate rate in Table 6. Add Gramoxone Extra, Landmaster BW, or Roundup at the following broadcast rates:

**Gramoxone Extra:** 1.5-2.0, 2.0-2.5, or 2.5-3.0 pts./A to 1-3 inches, 3-6 inches, or 6-inch tall weeds, respectively. Apply surfactant at 1 or 2 pts. per 100 gals. of spray mixture with 75% or greater or 50-74% nonionic active ingredient, respectively. This treatment will not control weeds taller than 6 inches.

**Landmaster BW:** 27-54 oz./A depending on weed species and size. See the Landmaster BW label for weeds controlled, recommended rates for specific weeds, and other use directions.

**Roundup:** See the Roundup or Roundup® RT label for weeds controlled, recommended rates, and other use directions.

Apply in a minimum of 20 gals. of water per acre with conventional spray equipment.

2/1/89

**Table 6: Bicep Lite II for Minimum-Tillage or No-Tillage Grain Sorghum\*  
(Seed treated with Concep)**

<b>Soil Texture</b>	<b>Organic Matter</b>	<b>Broadcast Rate Per Acre</b>
<b>COARSE</b> Sand, loamy sand, sandy loam	any level	DO NOT USE
<b>MEDIUM AND FINE</b> Loam, silt loam, silt, sandy clay loam, silty clay loam, clay loam, sandy clay, silty clay, clay	less than 1%	DO NOT USE
	1-1.5%	1.8 qts.
	more than 1.5%	2.1-2.4 qts.

\*Do not use in NM or TX, except in the TX Panhandle, Gulf Coast, and Blacklands areas. Do not apply preplant incorporated in AZ or the Imperial Valley of CA.

*Precautions: To avoid possible crop injury, (1) Do not apply Bicep Lite II on highly alkaline soils (pH greater than 8.0) or on eroded areas where calcareous subsoils are exposed. (2) Do not apply Bicep Lite II when sorghum is planted in deep furrows because heavy rains following application can cause excessive concentrations of herbicide in the furrow. (3) Do not apply to sorghum grown under dry mulch tillage. (4) Injury may occur if both Bicep Lite II applied early preplant, preplant surface, preplant incorporated, or preemergence and an at-planting systemic insecticide applied in-furrow are used. (5) In addition, sorghum growing under stress caused by minor element deficiency may be injured by Bicep Lite II.*

**Rotational Crops:** Follow the crop rotation instructions in the **Bicep Lite II Alone** section.

**Storage and Disposal**

**Storage**

Ground water contamination may be reduced by diking and flooring of permanent liquid bulk storage sites with an impermeable material.



### **Pesticide Disposal**

Do not contaminate water, food, or feed by storage, disposal, or cleaning of equipment. Open dumping is prohibited. Improper disposal of unused pesticide, spray mixture, or rinsate is a violation of federal law. Pesticide, spray mixture, or rinsate that cannot be used according to label instructions must be disposed of according to federal, state, or local procedures. For guidance in proper disposal methods, contact your State Pesticide or Environmental Control Agency, or the Hazardous Waste representative at the nearest EPA Regional Office.

### **Container Disposal**

Refer to label on container for container disposal instructions.

For minor spills, leaks, etc., follow all precautions indicated on this label and clean up immediately. Take special care to avoid contamination of equipment and facilities during cleanup procedures and disposal of wastes. In the event of a major spill, fire, or other emergency, call 1-800-888-8372, day or night.

### **Precautionary Statements**

#### **Hazards to Humans and Domestic Animals**

#### **CAUTION**

Harmful if swallowed, inhaled, or absorbed through skin. Causes moderate eye irritation. Avoid contact with eyes, skin, or clothing. Avoid breathing vapor or spray mist.

#### **Statement of Practical Treatment**

**If in eyes:** Flush eyes with plenty of water. Get medical attention if irritation persists.

**If swallowed:** Call a physician or Poison Control Center. Drink 1 or 2 glasses of water and induce vomiting by touching back of throat with finger. Do not induce vomiting or give anything by mouth to an unconscious person.

**If on skin:** Wash with plenty of soap and water. Get medical attention.

**Note to Physician:** If ingested, induce emesis or lavage stomach. Administration of an aqueous slurry of activated charcoal should be considered.

2/10/19

### Personal Protective Equipment

**Applicators and other handlers (other than mixers and loaders) must wear:**

- Long-sleeved shirt and long pants
- Waterproof gloves
- Chemical-resistant footwear plus socks

**Mixers and loaders must wear:**

- Long-sleeved shirt and long pants
- Waterproof gloves
- Chemical-resistant footwear plus socks
- Protective eyewear

Follow manufacturer's instructions for cleaning/maintaining PPE. If no such instructions for washables, use detergent and hot water. Keep and wash PPE separately from other laundry.

### Engineering Control Statements

When handlers use closed systems, enclosed cabs, or aircraft in a manner that meets the requirements listed in the Worker Protection Standard (WPS) for agricultural pesticides [40 CFR 170.240(d)(4-6)], the handler PPE requirements may be reduced or modified as specified in the WPS.

### User Safety Recommendations

**Users should:**

- Wash hands before eating, drinking, chewing gum, using tobacco, or using the toilet.
- Remove clothing immediately if pesticide gets inside. Then wash thoroughly and put on clean clothing.

Remove PPE immediately after handling this product. Wash the outside of gloves before removing. As soon as possible, wash thoroughly and change into clean clothing.

07/87

## Environmental Hazards

For terrestrial uses, do not apply directly to water, or to areas where surface water is present, or to intertidal areas below the mean high water mark. Do not contaminate water when disposing of equipment wash waters. This pesticide contains atrazine, which has been shown to be toxic to aquatic invertebrates. Runoff and drift from treated areas may be hazardous to aquatic organisms in neighboring areas.

## Ground Water and Surface Water Advisory

Bicep Lite II contains both the active ingredients atrazine and metolachlor.

Atrazine can travel (seep or leach) through soil and can enter ground water which may be used as drinking water. Atrazine has been found in ground water. Users are advised not to apply atrazine to sand and loamy sand soils where the water table (ground water) is close to the surface and where these soils are very permeable, i.e., well-drained. Your local agricultural agencies can provide further information on the type of soil in your area and the location of ground water.

Metolachlor has been identified in limited sampling of ground water and there is the possibility that it may leach through the soil to ground water, especially where soils are coarse and ground water is near the surface. Following application and during rainfall events that cause runoff, metolachlor may reach surface water bodies including streams, rivers, and reservoirs.

Care must be taken when using this product to prevent back siphoning into wells, spills, or improper disposal of excess pesticide, spray mixtures, or rinsates.

Check-valves or antisiphoning devices must be used on all mixing equipment.

This product may not be mixed/loaded or used within 50 ft. of all wells, including abandoned wells, drainage wells, and sink holes. Operations that involve mixing, loading, rinsing, or washing of this product into or from pesticide handling or application equipment or containers within 50 ft. of any well are prohibited, unless conducted on an impervious pad constructed to withstand the weight of the heaviest load that may be positioned on or moved across the pad. Such a pad shall be designed and maintained to contain any product spills or equipment leaks, container or equipment rinse or wash-water, and rain-water that may fall on the pad. Surface water shall not be allowed to either flow over or from the pad, which means the pad must be self-contained. The pad shall be sloped to facilitate material removal. An unroofed pad shall be of sufficient capacity to contain at a minimum 110% of the capacity of the largest pesticide container or application equipment on the pad. A pad that is covered by a roof

of sufficient size to completely exclude precipitation from contact with the pad shall have a minimum containment capacity of 100% of the capacity of the largest pesticide container or application equipment on the pad. Containment capacities as described above shall be maintained at all times. The above-specified minimum containment capacities do not apply to vehicles when delivering pesticide shipments to the mixing/loading site.

States may have in effect additional requirements regarding well-head setbacks and operational area containment.

This product may not be mixed or loaded within 50 ft. of perennial or intermittent streams and rivers, natural or impounded lakes and reservoirs. This product may not be applied aerially or by ground within 66 ft. of the points where field surface water runoff enters perennial or intermittent streams and rivers or within 200 ft. around natural or impounded lakes and reservoirs. If this product is applied to highly erodible land, the 66-foot buffer or setback from runoff entry points must be planted to crop, or seeded with grass or other suitable crop.

AAtrex®, Beacon®, Bicep Lite II®, Caliber 90®, Concep®, Dual®, Nine-O® and Princep® trademarks of Ciba-Geigy Corporation U.S. Patent Nos. 4,478,635, 4,618,361

Ag-Chem RoGator® trademark of Ag-Chem Equipment Company

Agsorb® trademark of Oil-Dri Corporation

Banvel® and Marksman® trademarks of Sandoz Ltd.

Basagran® trademark of BASF Company

Bladex®, Extrazine II®, and Lorox® trademarks of E. I. duPont de Nemours and Company Inc.

Brominal® and Bucril® trademarks of Rhône-Poulenc Ag Company

Celatom MP-79® trademark of Eagle-Picher Industries, Inc.

Compex® trademark of KALO Agricultural Chemicals, Inc.

Gramoxone® trademark of Zeneca Ag Products

Hi-Cycle<sup>T</sup> trademark of John Deere Company

KERMAC #600<sup>TM</sup> trademark of Kerr McGee Refining Corporation

29329

Landmaster®, Roundup®, and Screen® trademarks of Monsanto Company

Tyler Patriot™ trademark of Tyler Ltd. Partnership

Unite® trademark of HACO, Inc.

Willmar Air Ride® trademark of Willmar Manufacturing

X-77® trademark of Loveland Industries, Inc.

©1995 Ciba-Geigy Corporation

Ciba Crop Protection  
Ciba-Geigy Corporation  
Greensboro, North Carolina 27419

CGA 148L1

[GANNONC.LABELB-W]BCPLII-B - 9/6/95