

US ENVIRONMENTAL PROTECTION AGENCY  
OFFICE OF PESTICIDES PROGRAMS  
REGISTRATION DIVISION (75-767)  
WASHINGTON, DC 20460

EPA REGISTRATION NO.

DATE OF ISSUANCE  
SEP 29 1993

100-756  
TERM OF ISSUANCE

**NOTICE OF PESTICIDE:**  REGISTRATION  
 REREGISTRATION  
(Under the Federal Insecticide, Fungicide,  
and Rodenticide Act, as amended)

NAME OF PESTICIDE PRODUCT

Atrex® Accu-Pak

NAME AND ADDRESS OF REGISTRANT (Include ZIP code)

Ciba Plant Protection  
P.O. Box 18300  
Greensboro, NC 27419-8300

**NOTE:** Changes in labeling formula differing in substance from that accepted in connection with this registration must be submitted to and accepted by the Registration Division prior to use of the label in commerce. In any correspondence on this product always refer to the above U.S. EPA registration number.

On the basis of information furnished by the registrant, the above named pesticide is hereby Registered/Reregistered under the Federal Insecticide, Fungicide, and Rodenticide Act.

A copy of the labeling accepted in connection with this Registration/Reregistration is returned herewith.

Registration is in no way to be construed as an indorsement or approval of this product by this Agency. In order to protect health and the environment, the Administrator, on his motion, may at any time suspend or cancel the registration of a pesticide in accordance with the Act. The acceptance of any name in connection with the registration of a product under this Act is not to be construed as giving the registrant a right to exclusive use of the name or to its use if it has been covered by others.

This product is conditionally registered in accordance with FIFRA section 3(c)(7)(D) provided that you:

1. Submit/cite all data required for registration/reregistration of your product under FIFRA section 3(c)(5) and sec. 4 when the Agency requires all registrants of similar products to submit such data.
2. Make the labeling changes listed below before you release the product for shipment:
  - a. Add the phrase "EPA registration no. 100-756".
3. Submit five (5) copies of your final printed labeling before you release the product for shipment. Refer to the A-79 enclosure for a further description of final printed labeling.

If these conditions are not complied with, this registration will be subject to cancellation in accordance with FIFRA sec. 6(e). Your release for shipment of the product constitutes acceptance of these conditions.

A stamped copy of the label is enclosed for your records.

**BEST AVAILABLE COPY**

ATTACHMENT IS APPLICABLE

SIGNATURE OF APPROVING OFFICIAL

DATE

This acceptance of your label does not relieve you of any obligation to comply with the Worker Protection Standard (WPS). Under the WPS labeling regulations at 40 CFR part 158, subpart K, § 156.200(c)(3), you are prohibited from distributing or selling any product within the scope of the WPS requirements after April 21, 1994, without amended labeling accepted by the Agency.

Sincerely yours,

Robert J. Taylor  
Product Manager (25)  
Fungicide-Herbicide Branch  
Registration Division (H7505C)

Enclosure

RD:RTaylor:eja:9/28/93:3056800

BOOKLET LABEL FOR  
4.45 POUNDS  
AND SAMPLE LABEL  
RESTRICTED USE PESTICIDE  
(GROUND AND SURFACE WATER CONCERNS)

FOR RETAIL SALE TO AND USE ONLY BY CERTIFIED  
APPLICATORS OR PERSONS UNDER THEIR DIRECT  
SUPERVISION, AND ONLY FOR THOSE USES COVERED BY THE  
CERTIFIED APPLICATOR'S CERTIFICATION.

THIS PRODUCT IS A RESTRICTED-USE HERBICIDE DUE TO  
GROUND AND SURFACE WATER CONCERNS. USERS MUST READ  
AND FOLLOW ALL PRECAUTIONARY STATEMENTS AND INSTRUCTIONS  
FOR USE IN ORDER TO MINIMIZE POTENTIAL FOR ATRAZINE TO  
REACH GROUND AND SURFACE WATER.

AAtrex® Accu-Pak™  
Herbicide

For season-long weed control in corn, sorghum and  
certain other crops

Active Ingredients:

Atrazine: 2-chloro-4-ethylamino- 6-isopropylamino-s-triazine .....	85.5%
Related compounds .....	4.5%
<u>Inert ingredients:</u>	<u>10.0%</u>
Total:	100.0%

AAtrex Accu-Pak is a water dispersible granule

KEEP OUT OF REACH OF CHILDREN.

CAUTION

See additional precautionary statements and  
directions for use inside booklet.

©1993 CIBA-GEIGY Corporation

EPA Reg. No. 100-  
EPA Est. 100-LA-1

CGA 7L118B 053

AAtrex® trademark of CIBA-GEIGY Corporation

ACCEPTED  
WITH COMMENTS  
in EPA Letter Dated:

SEP 29 1993


Under the Federal Insecticide,  
Fungicide, and Rodenticide Act  
as amended, for the pesticide  
registered under EPA Reg. No.

100-756

This outer protective container contains AAtrex Accu-Pak in an inner water-soluble bag. Entire inner bag and contents dissolve in water. After opening outer container, immediately dump entire unopened inner bag into the partially filled sprayer or mix tank. Do not handle the soluble bag or expose it to moisture, since this may cause rupturing.

CIBA-GEIGY

[GANNONC.LABELA]ATX9OF65 - 6/3/93



DIRECTIONS' FOR USE AND CONDITIONS OF SALE AND WARRANTY

IMPORTANT: Read the entire Directions for Use and the Conditions of Sale and Warranty before using this product. If terms are not acceptable, return the unopened product container at once.


---

Conditions of Sale and Warranty

---

The Directions for Use of this product reflect the opinion of experts based on field use and tests. The directions are believed to be reliable and should be followed carefully. However, it is impossible to eliminate all risks inherently associated with use of this product. Crop injury, ineffectiveness, or other unintended consequences may result because of such factors as weather conditions, presence of other materials, or the manner of use or application all of which are beyond the control of CIBA-GEIGY or the Seller. All such risks shall be assumed by the Buyer.

CIBA-GEIGY warrants that this product conforms to the chemical description on the label and is reasonably fit for the purposes referred to in the Directions for Use subject to the inherent risks referred to above. CIBA-GEIGY makes no other express or implied warranty of Fitness or Merchantability or any other express or implied warranty. In no case shall CIBA-GEIGY or the Seller be liable for consequential, special, or indirect damages resulting from the use or handling of this product. CIBA-GEIGY and the Seller offer this product, and the Buyer and user accept it, subject to the foregoing Conditions of Sale and Warranty, which may be varied only by agreement in writing signed by a duly authorized representative of CIBA-GEIGY.



---

DIRECTIONS FOR USE

---

It is a violation of federal law to use this product in a manner inconsistent with its labeling.

FAILURE TO FOLLOW THE DIRECTIONS FOR USE AND PRECAUTIONS ON THIS LABEL MAY RESULT IN POOR WEED CONTROL, CROP INJURY, OR ILLEGAL RESIDUES.


Do not apply this product in such a manner as to directly or through drift expose workers or other persons, except those knowingly involved in the application. The area being treated must be vacated by unprotected persons.

Do not enter treated areas without protective clothing until sprays have dried.

Because certain states may require more restrictive reentry intervals for various crops treated with this product, consult your State Department of Agriculture for further information.

Written or oral warnings must be given to workers who are expected to be in a treated area or in an area about to be treated with this product. Oral warnings must be given which inform workers of areas or fields that may not be entered without specific protective clothing until sprays have dried, and appropriate actions to take in case of accidental exposure as described under Precautionary Statements on this label. When oral warnings are given, warnings shall be given in a language customarily understood by workers. Oral warnings must be given if there is reason to believe that written warnings cannot be understood by workers. Written warnings must include the following information: "CAUTION. Area treated with AAtrex Accu-Pak on (date of application). Do not enter without appropriate protective clothing until sprays have dried. In case of accidental exposure, flush eyes or skin with plenty of water. Call a physician if irritation persists. Remove and wash contaminated clothing before reuse."

Do not apply this product through any type of irrigation system.



---

### General Information

---

This herbicide controls many annual broadleaf and grass weeds in corn, sorghum, sugarcane, and certain other crops specified on this label. This product may be applied before or after weeds emerge.

Following many years of continuous use of this product and chemically related products, biotypes of some of the weeds listed on this label have been reported which cannot be effectively controlled by this and related herbicides. Where this is known or suspected, and weeds controlled by this product are expected to be present along with resistant biotypes, we recommend the use of this product in combinations or in sequence with other registered herbicides which are not triazines. If only resistant biotypes are expected to be present, use a registered non-triazine herbicide. Consult with your state Agricultural Extension Service for specific recommendations.

Since this product acts mainly through root absorption, its effectiveness depends on moisture to move it into the root zone. If weeds develop, a shallow cultivation or rotary hoeing will generally result in better weed control.

This product is noncorrosive to equipment and metal surfaces, nonflammable, and has low electrical conductivity.

Avoid using near adjacent desirable plants or in greenhouses, or injury may occur.

To avoid spray drift, do not apply under windy conditions. Avoid spray overlap, as crop injury may result.

Where the use directions give a range of rates, use the lower rate on coarse-textured soil and soil low in organic matter; use the higher rate on fine-textured soil and soil high in organic matter.

Note: CIBA-GEIGY does not recommend applications in combination with other herbicides or oils, except as specifically described on the label or in literature published by CIBA-GEIGY.

---

### Application Procedures

---

Ground application: Use conventional ground sprayers equipped with nozzles that provide accurate and uniform application. Be certain that nozzles are uniformly spaced and are the same size.

Calibrate sprayer before use and recalibrate at the start of each season and when changing carriers. Unless otherwise specified, use a minimum of 10 gals. of spray mixture/A for all pre-plant incorporated, preplant surface, preemergence, and post-emergence applications (with or without oil or surfactant) with ground equipment.

Use a pump with capacity to (1) maintain 35-40 psi at nozzles, (2) provide sufficient agitation in tank to keep mixture in suspension, and (3) to provide a minimum of 20% bypass at all times. Use centrifugal pumps which provide propeller shear action for dispersing and mixing this product. The pump should provide a minimum of 10 gals./minute/100 gal. tank size circulated through a correctly positioned sparger tube or jets.

Use screens to protect the pump and to prevent nozzles from clogging. Screens placed on the suction side of the pump should be 16-mesh or coarser. Do not place a screen in the recirculation line. Use 50-mesh or coarser screens between the pump and boom, and where required, at the nozzles. Check nozzle manufacturer's recommendations.

For band applications, calculate amount to be applied per acre as follows:

$$\frac{\text{band width in inches}}{\text{row width in inches}} \times \text{broadcast rate per acre} = \text{amount needed per acre of field}$$

Aerial application: Use aerial application only where broadcast applications are specified. Apply in a minimum of 1 gal. of water for each 1 lb. of AAtrex Accu-Pak applied per acre. For postemergence treatments on corn and sorghum, apply recommended rate in a minimum of 2 gals. of water/A. Avoid applications under conditions where uniform coverage cannot be obtained or where excessive spray drift may occur.

Avoid application to humans or animals. Flagmen and loaders should avoid inhalation of spray mist and prolonged contact with skin, and should wash thoroughly before eating and at the end of each day's operation.

Application in water or liquid fertilizer: Nitrogen solution or complete liquid fertilizer may replace all or part of the water as a carrier for preemergence, preplant incorporated, or pre-plant surface ground application on corn and sorghum. Check the compatibility of this product with liquid fertilizer and/or, nitrogen solution as shown below before use. Do not apply in nitrogen solution or complete liquid fertilizer after corn or sorghum emerges or crop injury may occur.

Application in water plus emulsifiable oil or oil concentrate: - Adding emulsifiable oil (petroleum-derived, petroleum-derived oil concentrate, or single or mixed crop-derived oil concen-





trate) to postemergence water-based sprays in corn and sorghum may improve weed control. However, under certain conditions the use of either type of oil may seriously injure the crop. To minimize this possibility, observe the following directions:

Use one of the following properly emulsified:

1. A suitable oil concentrate containing at least 1% but not more than 20% suitable emulsifier or surfactant blend.
2. Petroleum-derived oil containing at least 1% suitable emulsifier.

Note: In the event of a compatibility problem when mixing oil with AAtrex Accu-Pak and water, a compatibility agent such as Compex® or Unite® should be used. Any of the above oils contaminated with water or other materials can cause compatibility problems and/or crop injury.

Mixing Instructions - All Uses:

Prepare no more spray mixture than is needed for the immediate operation. Thoroughly clean spray equipment before using this product. Vigorous agitation is necessary to maintain tank mix uniformity. Maintain a maximum of agitation throughout the spraying operation. Flush spray tank thoroughly with water daily after use and dispose of pesticide rinsate by application to an already treated area.

Add 2/3 of the required amount of water to the spray or mixing tank. With the agitator running, drop the required number of unopened soluble bags of AAtrex Accu-Pak into the tank. If boron or fertilizer is to be added to the spray tank, do not add it until the water-soluble package is completely dissolved. Continue agitation while adding the remainder of water nitrogen solution or complete liquid fertilizer and during application to maintain a uniform suspension.

If AAtrex Accu-Pak settles out when mixed with a nitrogen solution, a suspensibility agent, such as Compex, Unite, or equivalent at 1-3 pts. per 100 gals. fertilizer may improve compatibility.

IMPORTANT

Do not allow AAtrex Accu-Pak to become wet or overheated during storage as this may lead to the soluble bag rupturing or to chemical changes which will impair the herbicidal effectiveness of AAtrex Accu-Pak and which may also generate flammable vapors.

Rotational Crops - All Uses: (1) Do not rotate to any crop except corn or sorghum until the following year, or injury may

occur. (2) If applied after June 10, do not rotate with crops other than corn or sorghum the next year, or crop injury may occur. (3) In the High Plains and Intermountain areas of the West where rainfall is sparse and erratic or where irrigation is required, use only when corn or sorghum is to follow corn or sorghum or when a crop of untreated corn or sorghum is to precede other rotational crops. (4) In eastern parts of the Dakotas, KS, western MN, and NE, do not rotate to soybeans if the rate applied to corn or sorghum was more than 2.2 lbs./A or equivalent band application rate, or soybean injury may occur. (5) Injury may occur to soybeans planted the year following application on soils having a calcareous surface layer. (6) Do not plant sugar beets, tobacco, vegetables (including dry beans), spring-seeded small grains, or small-seeded legumes and grasses the year following application, or injury may occur.

AAtrex Accu-Pak Applied Alone - Corn or Grain Sorghum\*

Preplant Surface-Applied, Preplant Incorporated, or Preemergence (or Postemergence at 2.2 lbs./A with oil)

Broadleaf and Grass Weeds Controlled

barnyardgrass (watergrass)***	cocklebur**
giant foxtail**	groundcherry
green foxtail***	jimsonweed
large (hairy) crabgrass**	kochia
wild oats	lambsquarters
witchgrass ( <u>Panicum capillare</u> )***	annual morningglory
yellow foxtail***	mustards
	nightshade
	pigweed
	purslane
	ragweed
	sicklepod**
	velvetleaf (buttonweed)***

Postemergence with Emulsifiable Oil or Oil Concentrate in Water at (1.3 lbs./A)

Broadleaf Weeds Controlled

annual morningglory	pigweed
cocklebur	ragweed
jimsonweed	smartweed
lambsquarters	wild buckwheat
mustards	velvetleaf**

\*Where there are state/local requirements regarding atrazine - use (including lower maximum rates and/or setbacks) which are different from the label, the more restrictive/protective re-

quirements must be followed. Certain states may have established rate limitations within specific geographical areas. Consult your state lead pesticide control agency for additional information. It is a violation of this label to deviate from state use regulations.

\*\*Partial control only.

\*\*\*Partial control only on medium and fine-textured soils.

Corn

Preplant Surface-Applied (Broadleaf and grass control): Use on medium- and fine-textured soil with minimum-tillage or no-tillage systems only in CO, IL, IA, IN, KS, KY, MN, MO, MT, ND, NE, SD, WI, and WY. Apply the recommended rate of AAtrex Accu-Pak shown in Table 1 up to 45 days prior to planting. If an unsatisfactory length of weed control results from adverse environmental conditions following early treatment, a follow-up application of an appropriately labeled herbicide may be used. If the follow-up treatment includes atrazine, do not exceed the labeled rate for corn indicated in Table 1. On coarse-textured soils, do not apply more than two weeks prior to planting.

If weeds are present at the time of treatment, apply in tank mix combination with a contact herbicide (for example, Gramoxone® Extra or Roundup®). Observe directions for use, precautions, and restrictions on the label of the contact herbicide.

Note: To the extent possible, do not move treated soil out of the row or move untreated soil to the surface during planting, or weed control will be diminished.

Preplant Incorporated (Broadleaf and grass control): Broadcast in spring after plowing at rate in Table 1. Apply to the soil and incorporate before, during, or after final seedbed preparation. Avoid deep incorporation. For best results, apply within two weeks prior to planting.

Preemergence or At-Planting (Broadleaf and grass control): Apply during or shortly after planting before weed emergence, at rate in Table 1.

Postemergence (Broadleaf and grass control): Apply before weeds exceed 1.5 inches in height and before corn exceeds 12 inches in height at rates recommended in Table 1.

Table 1: Broadleaf and Grass Weed Control in Corn\*

FOR ALL SOIL APPLICATIONS PRIOR TO CROP EMERGENCE

• On Highly Erodible Soils (as defined by SCS)

If conservation tillage is practiced, leaving at least 30% of the soil covered with plant residues at planting, apply a maximum of 2.2 lbs./A as a broadcast spray.

If the soil coverage with plant residue is less than 30% at planting, a maximum of 1.8 lbs./A may be applied.

• On Soils Not Highly Erodible

Apply 2.2 lbs./A as a broadcast spray.

FOR POSTEMERGENCE APPLICATION

If no atrazine was applied prior to corn emergence, apply a maximum of 2.2 lbs./A broadcast. If a postemergence treatment is required following an earlier herbicide application, the total atrazine applied may not exceed 2.5 lbs. active ingredient (2.8 lbs. of this product) per acre per calendar year.

\*) \*Broadleaf control (eastern CO, western KS, western NE, NM, OK Panhandle, west TX, and eastern WY): On sand, loamy sand, sandy loam, mild to strongly alkaline soil, and all recently leveled soil, apply no more than 1.3 lbs./A, either preplant surface, preplant incorporated, or preemergence. On other soils in these areas, apply rate in Table 1 for broadleaf and grass control.

Where there are state/local requirements regarding atrazine use (including lower maximum rates and/or set-backs) which are different from the label, the more restrictive/protective requirements must be followed. Certain states may have established rate limitations within specific geographical areas. Consult your state lead pesticide control agency for additional information. It is a violation of this label to deviate from state use regulations.

Postemergence with emulsifiable oil or oil concentrate in water:  
Add the following volume of one of the type oils indicated for aerial or ground application unless the oil label specifies otherwise:

<u>Type Oil</u>	<u>Ground Application</u>	<u>Aerial Application</u>
Oil concentrate (Crop or Petroleum-derived)	1 qt./A	1/2-1 qt./A
Petroleum-derived oil	1 gal./A	2 qts./A

Note: Crop-derived or petroleum-derived oil concentrates should contain at least 1% but not more than 20% suitable emulsifier or surfactant blend. Petroleum-derived oils should contain at least 1% suitable emulsifier.

Broadleaf and grass control: For postemergence control of those weeds listed under Preplant Incorporated and Preemergence, broadcast 2.2 lbs./A plus emulsifiable oil or oil concentrate after weed emergence, but before weeds reach 1.5 inches in height and before corn exceeds 12 inches in height.

Broadleaf control: For postemergence control of those weeds listed under Postemergence with emulsifiable oil or oil concentrate in water, broadcast 1.3 lbs./A plus emulsifiable oil or oil concentrate before pigweed and lambsquarters reach 6 inches in height and before all other weeds reach 4 inches in height. A cultivation may be necessary if all weeds are not controlled or if weeds regrow.

Precautions: For applications with emulsifiable oil or oil concentrate in water: (1) Inbred lines or any breeding stock may be severely injured by applications with emulsifiable oil or oil concentrate. (2) Adding other insecticides, herbicides, liquid fertilizers, or other materials is not recommended, because they may cause compatibility problems or crop injury. (3) Store and handle emulsifiable oil and oil concentrate carefully. Oil contaminated with even a small amount of water may not emulsify properly when added to the tank. To avoid crop injury, (4) Do not apply when crop is under stress from prolonged cold, wet weather, poor fertility, or other factors, or when crop is wet and succulent from recent rainfall. (5) Do not exceed 2.5 lbs. active ingredient (or 2.8 lbs. of this product) per acre per calendar year. (6) Postemergence applications to corn must be made before corn exceeds 12 inches in height.

Tank Mixtures for Corn

This product may be tank mixed with these herbicides for control of certain broadleaf and grass weeds in corn:

- Dual® (metolachlor)
- Dual + Gramoxone Extra
- Dual + Roundup (glyphosate)
- Dual + Princep®
- Dual + Princep + Gramoxone Extra
- Dual + Princep + Roundup
- Bexton® or Ramrod® (propachlor)
- Lasso® or Lasso EC (alachlor)
- Lasso or Lasso EC + Roundup
- Lasso or Lasso EC + Gramoxone Extra
- Gramoxone Extra
- Princep
- Princep + Gramoxone Extra
- Princep + Roundup
- Roundup
- Sutan+®

Use tank mix directions appearing on the labels of the above herbicides when tank mixing with this product. Observe all precautions and limitations on labeling of products used in a particular tank mix.

Note: When the labels of the above herbicides refer to atrazine 80W, use equivalent rate of AAtrex Accu-Pak. One lb. of 80W equals 0.9 lb. of Accu-Pak.

.)  
.)

.)  
.)

Princep 80W, Princep 4L, or Princep Caliber 90@

In addition to the weeds listed under AAtrex Accu-Pak Applied Alone - Corn or Grain Sorghum - Preplant Surface-Applied, Preplant Incorporated, or Preemergence, this combination also controls crabgrass, fall panicum, and carpetweed.

Broadcast tank mix before planting, at planting, or after planting, but before crop and weeds emerge, at rates in Table 2. Use the 1:1 ratio for control of most weeds. Use the 1:2 ratio for expected heavy infestations of crabgrass and fall panicum. Cultivate shallowly if weeds develop.

Preplant Surface-Applied: Use on medium- and fine-textured soils with minimum-tillage or no-tillage systems only in CO, IA, IL, IN, KS, KY, MN, MO, MT, ND, NE, SD, WI, and WY. Apply the recommended rate of AAtrex and Princep shown in Table 2 up to 45 days prior to planting. Refer to the AAtrex Accu-Pak alone section for information if weeds should develop following early treatment. On coarse-textured soils, do not apply more than two weeks prior to planting. Refer to the AAtrex Accu-Pak Applied Alone-Preplant Surface-Applied section of the corn label for additional details.

If weeds are present at time of treatment, apply in a tank mix combination with a contact herbicide (for example, Gramoxone Extra or Roundup). Observe directions for use, precautions, and restrictions on the label of the contact herbicide.

Note: To the extent possible, do not move treated soil out of the row or move untreated soil to the surface during planting, or weed control will be diminished.

Preplant Incorporated: Apply to the soil and incorporate in the spring before, during, or after final seedbed preparation. Avoid deep incorporation. For best results, apply within two weeks prior to planting.

Preemergence: Apply during or shortly after planting, but before crop and weeds emerge.

Refer to Corn sections of this label and to Princep 80W, Princep Caliber 90, or Princep 4L labels for further directions, limitations, and precautions.

Table 2: Tank Mixtures with Princep on Corn

Coil Texture	Broadcast Rate/A			
	1:1 Ratio*		1:2 Ratio**	
	This Product	Princep 80W <sup>1</sup>	This Product	Princep 80W <sup>1</sup>
Sand, loamy sand, sandy loam	1.1 lbs.	1.25 lbs.	0.73 lb.	1.67 lbs.
Loam, silt loam, silt, clay loam, sandy clay loam, silty clay loam, sandy clay, or silty clay with low organic matter	1.3 lbs.	1.5 lbs.	0.88 lb.	2 lbs.
Loam, silt loam, silt, clay loam, sandy clay loam, silty clay loam, sandy clay, or silty clay with medium to high organic matter, and clay (including dark prairie soils of the Corn Belt)	1.6 lbs.	1.8 lbs.	1.07 lbs.	2.4 lbs.

\*For control of most weeds.

\*\*For control of expected heavy infestations of crabgrass and fall panicum.

<sup>1</sup>When using Princep Caliber 90 or Princep 4L, use equivalent rates. One lb. of Princep 80W equals 0.9 lb. of Princep Caliber 90 or 1.6 pts. of Princep 4L.



Princep 80W, Princep 4L, or Princep Caliber 90 plus Roundup:  
Use as tank mixture for preemergence and postemergence control of certain broadleaf and grass weeds where corn will be planted directly into a cover crop, established sod, or in previous crop residues. Refer to Roundup label for all directions, weeds controlled, precautions, and limitations.

Princep 80W, Princep 4L, or Princep Caliber 90 plus Gramoxone Extra: Use as tank mixture with Princep and Gramoxone Extra to kill existing vegetation and for residual weed control where corn will be planted directly into a cover crop, established sod, or in previous crop residues. Add this product and Princep to water in spray tank, agitating until thoroughly mixed. Then add Gramoxone Extra and a nonionic surfactant, such as X-77®. Continue agitation during application. Broadcast 1.1-2.2 lbs. of this product plus 1.25-2.5 lbs. of Princep 80W [or 2-4 pts. of Princep 4L, or 1.1-2.2 lbs. of Princep Caliber 90] plus a suitable amount of Gramoxone Extra in 20-60 gals. of water per sprayed acre. Refer to the Gramoxone Extra label for the appropriate rates to utilize in this tank mixture. Apply before, during, or after planting, but before corn emerges. Add 0.5 pt. of a nonionic surfactant, such as X-77, per 100 gals. of spray mixture. Use the higher rate of Gramoxone Extra specified on the label if existing vegetation is 4-6 inches tall. This mixture will not control weeds taller than 6 inches.

Refer to further limitations and precautions on labels for this product, Princep, and Gramoxone Extra.

Precautions: For all applications to corn: (1) To avoid crop injury and illegal residues, do not apply more than 2.8 lbs./A of this product per year. (2) For best control of velvetleaf and cocklebur, the application rate cannot be less than 2 lbs./A active ingredient, either alone or in tank mix combinations. (3) Following harvest, plow (moldboard or disk-plow) and thoroughly till soil in fall or spring to minimize possible injury to spring-seeded rotational crops, regardless of rate used.

Note for all applications to corn: Do not graze or feed forage from treated areas for 21 days following application, or illegal residues may result.

Sorghum and Sorghum-sudan Hybrids (Grain and Forage Types)

Preplant Surface-Applied (Broadleaf and grass control): Use on medium- and fine-textured soil with minimum-tillage or no-tillage systems only in CO, IA, IL, IN, KS, KY, MN, MO, MT, ND, NE, SD, WI, and WY. Apply the recommended rate of AAtrex Accu-Pak shown in Table 3 up to 45 days prior to planting. If an unsatisfactory length of weed control results from adverse environmental conditions following early treatment, a follow-up application of an appropriately labeled herbicide may be used. If the follow-up treatment includes atrazine, do not exceed the labeled rate for corn indicated in Table 1. Under dry conditions, irrigation after application is recommended to move AAtrex Accu-Pak into the soil.

)  
) If weeds are present at time of treatment, apply in a tank mix combination with a contact herbicide (for example, Gramoxone Extra or Roundup). Observe directions for use, precautions, and restrictions on the label of the contact herbicide.

Note: To the extent possible, do not move treated soil out of the row or move untreated soil to the surface during planting, or weed control will be diminished.

Preplant Incorporated (Broadleaf and grass control): Broadcast in spring after plowing at rate shown in Table 3. Apply before, during, or after final seedbed preparation. If soil is tilled or worked after application, avoid deep incorporation. For best results, apply within two weeks prior to planting.

)  
) Preemergence or at At-Planting (Broadleaf and grass control): Apply during or shortly after planting, but prior to weed or crop emergence at rate shown in Table 3.

Postemergence (Broadleaf and grass control): Apply at rate shown in Table 3 before weeds exceed 1.5 inches in height and before sorghum exceeds 12 inches in height.

Table 3: Broadleaf and Grass Weed Control in Sorghum<sup>1,2</sup>

FOR ALL SOIL APPLICATIONS PRIOR TO CROP EMERGENCE

• On Highly Erodible Soils (as defined by SCS)

If conservation tillage is practiced, leaving at least 30% of the soil covered with plant residues at planting, apply a maximum of 2.2 lbs./A as a broadcast spray.

If the soil coverage with plant residue is less than 30% at planting, a maximum of 1.8 lbs./A may be applied.

• On Soils Not Highly Erodible

Apply 2.2 lbs./A as a broadcast spray.

FOR POSTEMERGENCE APPLICATION

If no atrazine was applied prior to sorghum emergence, apply a maximum of 2.2 lbs./A broadcast apply. If a postemergence treatment is required following an earlier herbicide application, the total atrazine applied may not exceed 2.5 lbs. active ingredient (2.8 lbs. of this product) per acre per calendar year.

<sup>1</sup> Do not apply preplant surface or preplant incorporated in AL, AR, FL, GA, LA, MS, NC, NM, OK, SC, TN, or TX. Do not apply preemergence in NM, OK, or TX, except in northeast OK and the TX Gulf Coast and Blacklands areas.

<sup>2</sup> Where there are state/local requirements regarding atrazine use (including lower maximum rates and/or setbacks) which are different from the label, the more restrictive/protective requirements must be followed. Certain states may have established rate limitations within specific geographical areas. Consult your state lead pesticide control agency for additional information. It is a violation of this label to deviate from state use regulations.

In case of planting failure, sorghum or corn may be replanted. Do not make a second broadcast application, or injury may occur. If originally applied in a band and sorghum or corn is replanted in untreated row middles, this product may be applied in a band to the second planting provided the maximum application rate of 2.5 lbs. ai/A atrazine per calendar year is not exceeded.

Preemergence broadleaf weed control in furrow irrigated bedded sorghum (AZ and CA only): For preemergence control of many broadleaf weeds, broadcast 0.9-1.3 lbs./A after bed preparation, during or after planting, but before sorghum and weeds emerge and before the first furrow irrigation. Follow with several regular irrigations, making sure to thoroughly wet all soil.

Precautions for preemergence application to furrow irrigated bedded sorghum in AZ and CA: To avoid possible sorghum injury, do not use on sand or loamy sand soil or on sorghum planted in furrows. Applications to sorghum growing on alkali soils or where cuts, fills, or erosion have exposed calcareous or alkali subsoils may cause crop injury. In case of crop failure, do not replant sorghum for 8 months following application. Corn may be planted immediately.

) Postemergence broadleaf weed control with emulsifiable oil or oil concentrate in water: Broadcast 1.3 lbs./A for control of many broadleaf weeds. Apply before pigweed and lambsquarters reach 6 inches in height and before all other weeds reach 4 inches in height. In CO, western KS, NM, OK, TX, and desert regions of AZ and CA, apply when sorghum is 6-12 inches in height but before it reaches boot stage. In all other areas, apply after sorghum reaches the 3-leaf stage but before it exceeds 12 inches in height. Add 1 gal. of emulsifiable oil/A for ground application and 0.5 gal./A for aerial application, or add 1 qt. of oil concentrate for ground application. A cultivation may be necessary if all weeds are not controlled or if weeds regrow.

) For the list of weeds controlled, see AAtrex Accu-Pak Applied Alone - Corn or Grain Sorghum - Postemergence with Emulsifiable Oil or Oil Concentrate in Water.

) Precautions for applications with emulsifiable oil or oil concentrate in water: See "Precautions for applications with emulsifiable oil or oil concentrate in water" in Corn section.

Postemergence broadleaf weed control with surfactant (CO, western KS, NM, OK, TX, and desert regions of AZ and CA only): Broadcast 1.3 lbs./A plus 0.75-1.5 pts. of surfactant after sorghum reaches 6 inches in height, but before weeds exceed 1.5 inches in height. Apply only on sandy loam and finer textured soil.

Precautions: For all applications to sorghum: (1) Heavy rain immediately following application tends to cause excessive concentrations of herbicide in seed furrow, resulting in possible crop injury. Do not apply to furrow-planted sorghum until furrows are leveled (plowed in). Level deep planter marks or seed furrows before application. (2) Application to sorghum growing under stress caused by minor element deficiency or to sorghum growing on highly calcareous soil may result in crop injury.

(3) Following harvest, plow (moldboard or disk-plow) and thoroughly till soil in fall or spring to minimize possible injury to spring-seeded rotational crops, regardless of rate used.

(4) Injury may occur if both this herbicide, preplant surface, preplant incorporated, or preemergence, and an at-planting systemic insecticide applied in-furrow are used. (5) Do not apply more than 2.5 lbs. active ingredient (2.8 lbs. of this product) per acre per calendar year. (6) For all soil applications prior to crop emergence (except for preemergence use on bedded sorghum in AZ and CA), do not apply to coarse-textured soils, i.e., soils having less than 1% organic matter, or injury may occur.

(7) For postemergence applications, do not apply to sand or loamy sand, or injury may occur.

**Note:** Do not graze or feed forage from treated areas for 21 days following application, or illegal residues may result.

#### Tank Mixtures for Grain Sorghum

**Dual 8E:** Use as tank mixture with Dual 8E for control of those weeds listed on the Dual 8E label, as well as on this label. Use this tank mixture only on sorghum seed treated with Concep®. Refer to the Dual 8E label for all directions, precautions, and limitations.

#### Winter Weed Control in Texas

For postemergence control of winter weeds only, such as henbit, seedling dock, and annual thistle on fall bedded land in the Gulf Coast and Blacklands of Texas. Apply 0.9-1.1 lbs./A post-emergence to the weeds in November or December to land that will be planted to corn, grain sorghum, or forage sorghum the following spring. For best results, add a suitable surfactant, such as X-77, at the rate of 0.5% of the spray volume, an emulsifiable oil at the rate of 1.0% of the spray volume, or an oil concentrate at the rate of 1 qt. per acre.

Normal weed control programs may be used in the following corn, grain sorghum or forage sorghum crop.

**Note:** Do not plant any crops except corn, grain sorghum, or forage sorghum the spring following this treatment, or illegal residues may result.

#### AAtrex Accu-Pak Alone - Chemical Fallow

**Wheat-Sorghum-Fallow:** To control annual broadleaf and grass weeds following wheat harvest and in the following sorghum crop when grown under minimum tillage, broadcast 3.3 lbs./A to wheat stubble immediately following wheat harvest. If weeds are present at application, remove them with a sweep plow or other suitable implement after application, or use an approved contact

herbicide before or after the application of AAtrex Accu-Pak. Plant sorghum into wheat stubble the following spring with minimum soil disturbance. Use a surface planter or a planter leaving a shallow furrow. If weeds are present at planting, remove them with a sweep plow or other suitable implement before planting.

For the list of weeds controlled, see AAtrex Accu-Pak Applied Alone - Corn or Grain Sorghum - Preplant Surface-Applied, Preplant Incorporated, or Preemergence.

Precautions: (1) Use only on silt loam or finer textured soil or crop injury may result. (2) Wheat-sorghum-fallow cropping sequence must be followed. (3) Do not apply following sorghum harvest.

)  
)  
Note: To avoid illegal residues, do not graze or feed forage from treated area to livestock. To avoid illegal residues and crop injury, do not plant any crop other than those on this label within 18 months following treatment.

Wheat-Corn-Fallow (CO, KS, ND, NE, SD, and WY): This product controls cheatgrass (downy brome, chess), kochia, mustards, pigweed, Russian thistle, wild lettuce, wild sunflower, and volunteer wheat during period after wheat harvest. Weed control may extend into following corn crop grown under minimum tillage.

)  
)  
On soils in ND and SD with a pH greater than 7.5, do not exceed 1.5 lbs. A.I./A of AAtrex. For soils with a pH less than 7.5 in ND and SD, apply 1-2 lbs. A.I./A. Use the higher rate on finer-textured soils and where heavy weed infestations are expected, use the lower rate on coarse-textured soils and where light weed infestations are expected. In the event grasses are present the following spring, use a grass herbicide registered for use on corn.

Follow directions for use, notes, and precautions in the Wheat-Sorghum-Fallow section above, substituting corn for references to sorghum.

Wheat-Fallow-Wheat (CO, KS, ND, NE, SD, and WY): For pre-emergence control of cheatgrass (downy brome, chess), common lambsquarters, field pennycress, kochia, mustard, Russian thistle, wild lettuce, and suppression of volunteer wheat during fallow period of a wheat-fallow-wheat rotation, broadcast 0.5-1.1 lbs./A on all soils except those listed under Precautions. For control of pigweed and wild sunflower, use the higher rate. Apply to stubble ground. Treat only once during same fallow period.

Tank Mixtures for Chemical Fallow

Wheat-Sorghum-Fallow or Wheat-Corn-Fallow (KS, NE)

Gramoxone Extra: If weeds are present at application, a tank mix with Gramoxone Extra may be used. Broadcast 3.3 lbs. of AAtrex Accu-Pak plus a suitable amount of Gramoxone Extra in 20-60 gals. of water/A by ground equipment. Refer to the Gramoxone Extra label for the appropriate rates to utilize in this tank mixture. Add 0.5-1 pt. of a nonionic surfactant, such as X-77, per 100 gals. of spray mixture. Add AAtrex Accu-Pak to spray tank first and thoroughly mix with water. Then add Gramoxone Extra, followed by surfactant. Use the higher rate of Gramoxone Extra specified on the label if weeds are 4-6 inches tall. This mixture will not control weeds taller than 6 inches. Apply to stubble ground. Treat only once during same fallow period. Refer to Gramoxone Extra label for further directions, precautions, and limitations.

Wheat-Fallow-Wheat (CO, KS, ND, NE, SD, and WY)

Gramoxone Extra: If weeds are present at application, a tank mix with Gramoxone Extra may be used. Broadcast 0.5-1.1 lbs. of AAtrex Accu-Pak plus a suitable amount of Gramoxone Extra in 20-60 gals. of water/A by ground equipment. Add 0.5-1 pt. of a nonionic surfactant, such as X-77, per 100 gals. of spray mixture. Add AAtrex Accu-Pak to spray tank first and thoroughly mix with water. Then add Gramoxone Extra, followed by surfactant. Use the higher rate of Gramoxone Extra specified on the label if weeds are 4-6 inches tall. This mixture will not control weeds taller than 6 inches. Apply to stubble ground. Treat only once during same fallow period. Refer to Gramoxone Extra label for further directions, precautions, and limitations.

If weeds are present at application and this product is used alone, use either an approved contact herbicide before or after treatment, or tillage after treatment.

Use tillage to control weeds which escape during fallow period. Till before planting. For this product applied alone or in tank mixture with Gramoxone Extra, plant at least 2 inches deep and 12 months or more after application.

Precautions: To avoid crop injury, (1) Do not use on sand soil. (2) Do not treat eroded hillsides, caliche and rocky outcroppings, or exposed calcareous subsoil. (3) Do not treat soils of the Rosebud and Canyon Series in western NE and adjoining counties in CO and WY. (4) Do not treat soils with calcareous surface layers. (5) Avoid spray overlap.

Note: Do not graze treated areas within 6 months after application, or illegal residues may result.

Aerial application: In order to assure that spray will be con-

trollable within the target area when used according to label directions, make applications at a maximum height of 10 ft., using low drift nozzles at a maximum pressure of 40 psi, and restrict application to periods when wind speed does not exceed 10 mph. To assure that spray will not adversely affect adjacent sensitive nontarget plants, apply AAtrex Accu-Pak alone by aircraft at a minimum upwind distance of 400 ft. from sensitive plants.

### Roadsides

To control certain annual weeds in established perennial grasses along roadsides in CO, KS, MT, NE, ND, SD, and WY, including cheatgrass (downy brome, chess), common (annual) broomweed, little barley, medusahead, sagewort, and tumble mustard, broadcast 1.1 lbs./A in a minimum of 10 gals. of water by ground equipment in the fall before ground freezes, or after thawing in the spring, but before the established grasses green-up and before weeds emerge. Examples of desirable established grasses include big bluestem, bluegrama, bromegrass, buffalograss, crested wheatgrass, Indiangrass, little bluestem, side-oats grama, switchgrass, and Western wheatgrass. Apply only once per year. Temporary discoloration or other form of injury to the desirable perennial grasses may occur following application.

Note: To avoid illegal residues, (1) Do not cut or feed roadside grass hay. (2) Do not allow livestock to graze treated areas.

### Conservation Reserve Program (CRP) (NE, OK, OR, and TX)

For control or suppression of the following weeds: annual ragweeds, barnyardgrass, black nightshade, cheat, cocklebur, downy brome, fall panicum, field pennycress, giant foxtail, yellow foxtail, Japanese brome, Kentucky bluegrass, kochia, lambsquarters, little barley, marestail, pigweed, prickly lettuce, smooth brome and sunflower, refer to the directions, notes and precautions below:

Pure stands of newly seeded big bluestem, switchgrass, and eastern gamagrass.

Use only on loam, silt loam, silty clay loam, clay loam, and silty clay soils with at least 1 percent organic matter.

Establishment: Broadcast 2.2 lbs./A of AAtrex preplant incorporated or preemergence at time of seeding and prior to emergence of weeds. Prepare a good firm seedbed. Plant 1/2 inch deep with a grassland drill (preferred method) or a conventional drill. If a conventional drill is used on prepared seedbeds, remove all tension from the disk openers. For best results,



cultipack or roll after planting.

Renovation of existing stands of big bluestem and switchgrass planted on CRP acres.

Broadcast 1.1-2.2 lbs./A to existing stands of big bluestem and switchgrass prior to the emergence of weeds. Use the low rate on soils containing from 1-2% organic matter. Use the high rate on soils with 2% or more organic matter.

Renovation of existing stands of the following perennial range grasses planted on CRP acres: Blue grama, indiagrass, little bluestem, sand lovegrass, sideoats grama, and western wheatgrass.

Broadcast 0.6-1.1 lbs./A in the spring prior to weed emergence, or in the fall before the ground freezes and prior to weed emergence after these species have been established for at least one growing season for control or partial control of the weeds listed above. Use the low rate for weeds controlled or suppressed easily. Use the higher rate on other weeds claimed in an earlier section of this label.

Aerial Application: Make applications at maximum height of 10 feet above vegetation. Use low drift nozzles at a maximum pressure of 40 psi. Restrict application to periods when wind speed does not exceed 10 mph to control drift. To assure that drift will not adversely affect adjacent sensitive nontarget plants, apply AAtrex Nine-O by aircraft at a minimum upwind distance of 400 ft. from sensitive plants. Use 3 to 5 gallons per acre total water volume; use the higher water volume when a dense, heavy ground cover is present.

Notes: 1) Do not cut or feed grass hay to livestock. 2) Do not graze treated areas. 3) Do not use seeds for bird food. 4) Do not dump or spill product or dispose of containers within reach of livestock. 5) Follow all applicable restrictions for the Conservation Reserve Program.

Precautions: To avoid crop injury, make only one application per year. Slight discoloration of desirable grasses may occur following treatment. Injury may be enhanced when used on neutral or alkaline soils.

SEVERE DROUGHT CONDITIONS

Do not graze forage or cut forage for hay. Under severe drought conditions, the Conservation Reserve Program allows grazing and making of hay from CRP acres, as so specified by the local ASCS (Agricultural Stabilization & Conservation Service) office. This label does not allow grazing or making of hay from CRP acres that have been treated with atrazine under any circumstance.

Sugarcane

For control of many broadleaf and grass weeds, including amaranths, crabgrass, fireweed, Flora's paintbrush, foxtails, junglerice and wiregrass, broadcast 2.2-4.4 lbs./A of AAtrex Accu-Pak at time of planting or ratooning, but before sugarcane emerges. Broadcast aerially in a minimum of 5 gals. of spray per acre, or broadcast or band by ground equipment in a minimum of 20 gals. per acre, unless indicated otherwise. One additional application may be made over the sugarcane as it emerges, and two additional applications may be made interline after emergence as directed sprays. Repeat treatments, where needed, may be applied broadcast, band, or interline as suggested with the final application being prior to close-in. Do not exceed the rate of herbicide suggested for any one crop of sugarcane.

Note: Where high rates of AAtrex Accu-Pak are used, apply in a minimum of 1 gal. of water for each 1 lb. of product applied per acre.

Aerial application: In order to assure that spray will be controllable within the target area when used according to label directions, make applications at a maximum height of 10 ft., using low drift nozzles at a maximum pressure of 40 psi, and restrict application to periods when wind speed does not exceed 10 mph. To assure that spray will not adversely affect adjacent sensitive nontarget plants, apply AAtrex Accu-Pak alone by aircraft at a minimum upwind distance of 400 ft. from sensitive plants.

Florida

For control of emerged pellitory weed: Apply 0.4-0.6 lb./A in at least 40 gals. of water as a directed spray by ground equipment prior to close-in. Add 4 qts. of surfactant for each 100 gals. of spray. Thoroughly cover weed foliage.

For control of alexandergrass, large crabgrass, pellitory

(artillery) weed, and spiny amaranth, use one of the following methods at planting or ratooning:

1. Apply 4.4 lbs./A preemergence. Follow with one or two applications, as needed, postemergence to sugarcane and weeds, at 2.2 lbs./A. Treat before weeds exceed 1.5 inches in height.
2. Apply 1-3 times, as needed, at 2.2 lbs./A postemergence to sugarcane and weeds. Treat before weeds exceed 1.5 inches in height.

### Louisiana

) For control of annual weeds during the summer fallow period, apply 2.2 lbs./A to weed-free beds immediately after bed formation. Follow normal weed control program after planting.

Precautions: To avoid crop injury, (1) Do not apply more than 11 lbs./A to any one crop of sugarcane. (2) If making a 2.2 lbs./A application during the summer fallow period, do not exceed 8.8 lbs./A during the remainder of the growing season, or illegal residues may result.

### Texas

Use AAtrex Accu-Pak for control of barnyardgrass, pigweed, purslane and sunflower, in plant or ratoon sugarcane.

) Apply 4.4 lbs./A of AAtrex Accu-Pak preemergence. Follow with one or two applications as needed, at 3.3 lbs./A postemergence to sugarcane and weeds.

For best results when weeds are emerged, add a nonionic surfactant at a concentration of 2 qts./100 gals. to the spray and apply before weeds exceed 1.5 inches in height.

Precautions: (1) Injury to sugarcane may occur when under moisture stress, when soil is of low adsorptive capacity, or when land is first cropped to sugarcane. (2) Do not apply after close-in. (3) Do not apply more than 11 lbs./A to any one crop of sugarcane, or crop injury may result.

Turfgrasses for Sod (Florida only)

St. Augustinegrass, Centipedegrass, and Zoysiagrass

Broadcast 2.2-4.4 lbs./A according to soil texture to control those weeds listed under AAtrex Accu-Pak Applied Alone - Corn or Grain Sorghum - Preplant Surface-Applied, Preplant Incorporated, or Preemergence.

Muck or peat	4.4 lbs.	Old beds: Within 2 days after lifting sod.
		New beds: 3-4 days after sprigging or plugging.
Sandy soil	2.2 lbs.	Old beds: Within 2 days after lifting sod.
		New beds: 7-10 days after sprigging or plugging.

If weeds regrow, apply an additional 2.2 lbs./A on muck or peat, or 1.1 lbs./A on sandy soil.

Precautions: To avoid crop injury, (1) Do not apply within 30 days prior to cutting or lifting. (2) Do not apply in combination with surfactants or other spray additives. (3) Use only on turfgrass reasonably free of infestations of insects, nematodes, and diseases. (4) On newly sprigged turfgrass, temporary slowing of growth may follow application.

Turfgrass for Fairways, Lawns, Sod Production\* and Similar Areas

\*In states other than FL. For use on turfgrass for sod in FL, see Turfgrasses for Sod (Florida only) section above.

Bermudagrass, Centipedegrass, St. Augustinegrass, and Zoysiagrass

) Apply AAtrex Accu-Pak after October 1 before emergence of winter annual weeds for control of annual bluegrass, burclover, carpet burweed, chickweed, corn speedwell, henbit, hop clover, and spurweed. AAtrex Accu-Pak will control annual bluegrass even if it is emerged at time of treatment. For control of summer annual weeds listed in the preemergence section of the AAtrex Accu-Pak Applied Alone - Corn or Grain Sorghum section of this label, also apply AAtrex Nine-0 in late winter before the weeds emerge. Apply in a minimum of 15 gals. of water per acre or 1 gal per 1,000 sq ft.

Where annual bluegrass is the major weed, use 1.1 lbs. of AAtrex Accu-Pak per acre (0.4 fl. oz. per 1,000 sq. ft.). Use 2.2 lbs./A (0.8 fl. oz. per 1,000 sq. ft.) for control of the other weeds named above. Do not exceed 1.1 lbs. per acre per treatment on newly sprigged turfgrass or on hybrid bermudagrass such as Tiflawn, Tifway, and Ormond.

) For continued summer annual weed control, apply another 1.1 lbs./A at least 30 days after the previous application, but not after April 15. However, do not make more than two applications of this product per year.

Precautions: On newly sprigged turfgrass and hybrid bermudagrass, temporary slowing of growth and yellowing may occur following application. To avoid turf injury, (1) Use only on turfgrass reasonably free of infestations of insects, nematodes, and diseases. (2) Do not use on golf greens. (3) Do not use north of NC (except may be used in Virginia Coastal Plains) or west of the high rainfall areas of eastern OK and eastern TX. (4) Do not use on muck or alkaline soils. (5) Do not apply over the rooting area of trees or ornamentals not listed on this label. (6) Do not overseed with desirable turfgrass within 4 months before or 6 months after treatment. (7) Do not apply this product to newly seeded bermudagrass until it has overwintered and has a well-developed rhizome system. Do not exceed 2.2 lbs. product/A within 12 months of seeding bermudagrass.

Note: Do not graze or feed turf clippings to animals, or illegal residues may result.

### Macadamia Nuts

For preemergence control of many broadleaf and grass weeds, including crabgrass, foxtail, wiregrass, Flora's paintbrush, spanishneedles, and fireweed, broadcast 2.2-4.4 lbs./A before harvest and before weeds emerge. Repeat as necessary. Do not spray when nuts are on ground during harvest period. Do not apply by air.

### Guava

Use only on established plantings which are at least 18 months old. Apply as a directed spray at 2.2-4.4 lbs./A of AAtrex Accu-Pak in 20-50 gals. of spray mix preemergence or early postemergence to weeds. When applying postemergence, the use of a surfactant and greater spray volume (80-100 gals. of spray mix per acre) may enhance weed control. This product controls many annual broadleaf and grass weeds, including fireweed, purslane, scarlet pimpernel, spanishneedles, and sowthistle.

Notes: To avoid illegal residues, (1) Do not allow spray to contact foliage or fruit. (2) Do not apply more frequently than at 4 month intervals. (3) Do not apply more than 8.3 lbs. of AAtrex Accu-Pak per year.

### Conifers

For control of annual broadleaf and grass weeds prior to transplanting, after transplanting or in established conifers [including Douglas fir, grand fir, noble fir, white fir, Austrian pine, bishop pine, Jeffrey pine, knobcone pine, loblolly pine, lodgepole pine (shore pine), monterey pine, ponderosa pine, Scotch pine, slash pine, blue spruce, and Sitka spruce]: Broadcast 2.2-4.4 lbs. in a minimum of 5 gals. of water per acre by air or 10 gals. by ground before weeds are 1.5 inches tall. Apply to established trees between fall and early spring while trees are dormant. For new transplants, apply during or soon after transplanting. For applications prior to transplanting, allow sufficient precipitation to activate AAtrex Accu-Pak before transplanting. In areas where spring and summer rainfall is inadequate to activate AAtrex Accu-Pak, apply during fall prior to spring transplanting.

For the list of weeds controlled, see AAtrex Accu-Pak Applied Alone - Corn or Grain Sorghum - Preplant Surface-Applied, Preplant Incorporated, or Preemergence.

Quackgrass control: Broadcast 4.4 lbs. in a minimum of 5 gals. of water per acre by air or 10 gals. by ground between fall and early spring while trees are dormant and before quackgrass is more than 1.5 inches tall.

Precautions: (1) In areas west of the Rocky Mountains (except the Great Basin), grazing may begin 7 months after a fall application or 3 months after a winter or spring application. (2) To prevent illegal residues, do not graze treated areas of the Great Basin, or areas east of the Rocky Mountains. (3) Temporary injury to trees may occur following use of AAtrex Accu-Pak on coarse-textured soil. (4) To avoid crop injury, do not apply to seedbeds. (5) Also apply only once per year.

Aerial application: In order to assure that spray will be controllable within the target area when used according to label directions, make applications at a maximum height of 10 ft. above vegetation, using low drift nozzles at a maximum pressure of 40 psi, and restrict application to periods when wind speed does not exceed 10 mph. To assure that spray will not adversely affect adjacent sensitive nontarget plants, apply AAtrex Accu-Pak by aircraft at a minimum upwind distance of 400 ft. from sensitive plants.

#### Storage and Disposal

Storage - Store in a cool, dry place. Do not store this product under wet conditions. Handle outer container carefully when stored at temperatures less than 50°F to avoid breakage of inner soluble bag.

#### Pesticide Disposal

Do not contaminate water, food, or feed by storage, disposal, or cleaning of equipment. Wastes resulting from the use of this product may be disposed of on-site or at an approved waste disposal facility.

#### Container Disposal

Do not reuse outer container. Dispose of empty outer container in a sanitary landfill or by incineration, or by open burning, if allowed by state and local authorities. If burned, keep out of smoke.

For minor spills, leaks, etc., follow all precautions indicated on this label and clean up immediately. Take special care to avoid contamination of equipment and facilities during cleanup procedures and disposal of wastes. In the event of a major spill, fire or other emergency, call 1-800-888-8372 day or night.

Precautionary Statements

Hazards to Humans and Domestic Animals

CAUTION

Harmful if swallowed, inhaled, or absorbed through skin. Do not breathe dust or spray mist. Avoid contact with eyes, skin or clothing.

Users are required to wear long-sleeved shirts and long pants or equivalent, chemical resistant gloves, and boots (waterproofed). In addition, persons involved in mixing/loading operations are required to use chemical resistant rubber or neoprene gloves and a face shield or goggles.

Statement of Practical Treatment

If swallowed: Call a physician or Poison Control Center immediately. Drink 1 or 2 glasses of water and induce vomiting by touching back of throat with finger, or, if available, by administering syrup of ipecac. Do not induce vomiting or give anything by mouth to an unconscious person.

If inhaled: Remove victim to fresh air. If not breathing, give artificial respiration, preferably mouth-to-mouth. Get medical attention.

If on skin: Wash with plenty of soap and water. Get medical attention.

If in eyes: Flush eyes with plenty of water. Call a physician if irritation persists.

Note to Physician: There is no specific antidote for atrazine. If this product is ingested, induce emesis or lavage stomach. The use of an aqueous slurry of activated charcoal may be considered.



Environmental Hazards

Atrazine can travel (seep or leach) through soil and can enter ground water which may be used as drinking water. Atrazine has been found in ground water. Users are advised not to apply atrazine to sand and loamy sand soils where the water table (ground water) is close to the surface and where these soils are very permeable, i.e., well-drained. Your local agricultural agencies can provide further information on the type of soil in your area and the location of ground water.

This product may not be mixed/loaded, or used within 50 feet of all wells including abandoned wells, drainage wells, and sink holes. This product may not be mixed or loaded within 50 feet of intermittent streams and rivers, natural or impounded lakes and reservoirs. This product may not be applied aerially or by ground within 66 feet of the points where field surface water runoff enters perennial or intermittent streams and rivers or within 200 feet around natural or impounded lakes and reservoirs. If this product is applied to highly erodible land, the 66 foot buffer or setback from runoff entry points must be planted to crop, seeded with grass or other suitable crop.

This pesticide is toxic to aquatic invertebrates. Do not apply directly to water, to areas where surface water is present, or to intertidal areas below the mean high water mark. Do not apply when weather conditions favor drift from treated areas. Runoff and drift from treated areas may be hazardous to aquatic organisms in neighboring areas. Do not contaminate water when disposing of equipment wash waters.

AAtrex® Accu-Pak®, Accu-Pak™, Caliber 90®, Concep®, Dual® and Princep® trademarks of CIBA-GEIGY Corporation

Bexton® trademark of DowElanco Company

Compex® trademark of KALO Agricultural Chemicals, Inc.

Gramoxone® and Sutan+® trademarks of ICI Americas

Lasso®, Ramrod® and Roundup® trademarks of Monsanto Company

Unite® trademark of Hopkins Agricultural Chemical Company

X-77® trademark of Chevron Chemical Company

©1993 CIBA-GEIGY Corporation

Agricultural Division  
CIBA-GEIGY Corporation  
Greensboro, North Carolina 27419

CGA 7L118B 053 (~~8.2~~ lb.) 4.45

[GANNONC.LABELA]ATX9OF65 - 6/3/93