



United States Environmental Protection Agency

Washington, DC 20460

Registration Amendment Other

OPP Identifier Number

247512

Application for Pesticide - Section I

1. Company/Product Number: 100-741
2. EPA Product Manager: Welch
3. Proposed Classification: None, Restricted
4. Company/Product Name: Banner Mc/Banner MAXX
5. Name and Address of Applicant: Ciba-Geigy Corporation, Greensboro, NC 27409
6. Expedited Review: In accordance with FIFRA Section 3(c)(3)(b)(i), my product is similar or identical in composition and labeling to: EPA Reg. No., Product Name

Section II

Amendment - Explain below. Resubmission in response to Agency letter dated. Notification - Explain below. Final printed labels in response to Agency letter dated. "Me Too" Application. Other - Explain below.

Explanation: Use additional page(s) if necessary. (For section I and Section II.)

Notification of alternate brand name (Banner MAXX), additional pests, and additional 2.5 gallon container size per PR Notice 95-2

Section - III

1. Material This Product Will Be Packaged In: Child-Resistant Packaging, Unit Packaging, Water Soluble Packaging, 2. Type of Container: Metal, Plastic, Glass, Paper, Other. 3. Location of Net Contents Information: Label, Container. 4. Size(s) Retail Container: 1 qt., 1 gal., 2.5 gal., 15 gal. 5. Location of Label Directions: On Label, On Labeling accompanying product. 6. Manner in Which Label is Affixed to Product: Lithograph, Paper glued, Stenciled, Other pressure sensitive.

Section - IV

1. Contact Point: Name: Gregory R. Watson, Title: Senior Regulatory Manager, Telephone No.: 910-632-2993. Certification: I certify that the statements I have made on this form and all attachments thereto are true, accurate and complete. 2. Signature: Gregory R. Watson, 3. Title: Senior Regulatory Manager, 4. Typed Name: Gregory R. Watson, 5. Date: 12/1/95, 6. Date Application Received: (Stamped) 4/13/96



Banner[®] MAXX

FUNGICIDE

Broad spectrum and systemic disease control for turf and ornamentals

Active Ingredient: Propiconazole: 1-[[2-(2,4-dichlorophenyl)-4-propyl-1,3-dioxolan-2-yl]methyl]-1H-1,2,4-triazole . . . 14.3%

Inert Ingredients: 85.7%

Total: 100.0%

EPA Reg. No. 100-741

EPA Est. 67517-MO-1

One Gallon
U.S. Standard Measure

KEEP OUT OF REACH OF CHILDREN.


WARNING/AVISO

Si usted no entiende la etiqueta, busque a alguien para que se la explique a usted en detalle. (If you do not understand the label, find someone to explain it to you in detail.)

See additional precautionary statements and directions for use inside booklet. CGA 156L2A 095



CGA 130-00801B



DIRECTIONS FOR USE AND CONDITIONS OF SALE AND WARRANTY

IMPORTANT: Read the entire Directions for Use and the Conditions of Sale and Warranty before using this product. If terms are not acceptable, return the unopened product container at once.

Conditions of Sale and Warranty

The Directions for Use of this product reflect the opinion of experts based on field use and tests. The directions are believed to be reliable and should be followed carefully. However, it is impossible to eliminate all risks inherently associated with use of this product. Crop injury, ineffectiveness, or other unintended consequences may result because of such factors as weather conditions, presence of other materials, or the manner of use or application all of which are beyond the control of Ciba-Geigy or the Seller. All such risks shall be assumed by the Buyer.

Ciba-Geigy warrants that this product conforms to the chemical description on the label and is reasonably fit for the purposes referred to in the Directions for Use subject to the inherent risks referred to above.

Ciba-Geigy makes no other express or implied warranty of Fitness or Merchantability or any other express or implied warranty. In no case shall Ciba-Geigy or the Seller be liable for consequential, special, or indirect damages resulting from the use or handling of this product. Ciba-Geigy and the Seller offer this product, and the Buyer and user accept it, subject to the foregoing Conditions of Sale and Warranty, which may be varied only by agreement in writing signed by a duly authorized representative of Ciba-Geigy.

DIRECTIONS FOR USE

It is a violation of federal law to use this product in a manner inconsistent with its labeling.

Do not apply this product in a way that will contact workers or other persons, either directly or through drift. Only protected handlers may be in the area during application. For any requirements specific to your State or Tribe, consult the agency responsible for pesticide regulation.

AGRICULTURAL USE REQUIREMENTS

Use this product only in accordance with its labeling and with the Worker Protection Standard, 40 CFR part 170. This Standard contains requirements for the protection of agricultural workers on farms, forests, nurseries, and greenhouses, and handlers of agricultural pesticides. It contains requirements for training, decontamination, notification, and emergency assistance. It also contains specific instructions and exceptions pertaining to the statements on this label about personal protective equipment (PPE) and restricted-entry interval. The requirements in this box only apply to uses of this product that are covered by the Worker Protection Standard.

Do not enter or allow worker entry into treated areas during the restricted entry interval (REI) of 24 hours.

PPE required for early entry to treated areas that is permitted under the Worker Protection Standard and that involves contact with anything that has been treated, such as plants, soil, or water is:

- Coveralls
- Chemical-resistant gloves, such as barrier laminate, butyl rubber, nitrile rubber, neoprene rubber, polyvinyl chloride (PVC) or viton
- Shoes plus socks
- Protective eyewear

NON-AGRICULTURAL USE REQUIREMENTS

The requirements in this box apply to uses of this product that are NOT within the scope of the Worker Protection Standard for agricultural pesticides (40 CFR Part 170). The WPS applies when this product is used to produce agricultural plants on farms, forests, nurseries, or greenhouses.

Do not enter treated areas without protective clothing until sprays have dried.

FAILURE TO FOLLOW THE DIRECTIONS FOR USE AND PRECAUTIONS ON THIS LABEL MAY RESULT IN PLANT INJURY OR POOR DISEASE CONTROL.**General Information**

Banner MAXX is a systemic fungicide for use on turfgrasses for the control of dollar spot (*Sclerotinia homoeocarpa*), brown patch (*Rhizoctonia solani*), anthracnose (*Colletotrichum graminicola*), red thread (*Corticium fuciforme*), pink patch (*Limonomyces roseipellis*), rust (*Puccinia graminis*), powdery mildew (*Erysiphe graminis*), stripe smut (*Ustilago striiformis* and *Urocystis agropyri*), summer patch (*Magnaporthe poae*), necrotic ring spot (*Leptosphaeria korrae*), spring dead spot (*Leptosphaeria korrae*, *Leptosphaeria narmari*, *Ophiosphaerella herpotricha*, *Gaeumannomyces graminis*), take-all patch (*Gaeumannomyces graminis*), leafspot (*Biopolaris* spp., *Drehslera* spp., gray leafspot (*Pyricularia grisea*), pink snowmold (*Microdochium nivale*), Fusarium patch (*Fusarium nivale*), gray snowmold (*Typhula* spp.), and zoysia patch (*Rhizoctonia solani*).

Banner MAXX also controls numerous diseases on ornamentals and other landscape and nursery plantings. It controls powdery mildews, rusts, leafspots, and blights. Refer to the appropriate section for specified diseases and plants.

Do not apply this product through any type of irrigation system. Do not use Banner MAXX as a tree injection.

Mixing Instructions

Fill the spray tank $\frac{1}{2}$ - $\frac{3}{4}$ full with water, add the proper amount of Banner MAXX, then add the rest of the water. Provide sufficient agitation during mixing and application to maintain a uniform emulsion.

If Banner MAXX is tank mixed with other products, use the following sequence:

1. Always check the compatibility of the tank mix using a jar test with proportionate amounts of Banner MAXX, other chemicals to be used, and water, before mixing in the spray tank.
2. Provide sufficient jet or mechanical agitation during filling and application to keep the tank mix uniformly suspended.
3. Fill tank at least $\frac{1}{2}$ full of clean water.
4. Add wettable powders to the tank first, allowing them to completely suspend in the tank before proceeding. This process can be hastened by premixing the product in water before adding to the tank.
5. Add flowables or suspensions next.
6. Add Banner MAXX and other emulsifiable concentrates last.
7. Do not leave tank mix combinations in the spray tank for prolonged periods without agitation. Mix and apply them the same day.

Tank Mixes

For broader spectrum control, Banner MAXX can be tank mixed with other fungicides. For example, Subdue® or Pace® may be tank mixed with Banner MAXX or used alone when conditions are favorable for Pythium blight. Banner MAXX is also compatible with numerous herbicides and insecticides. Check compatibility before tank mixing. Add Unite® (3 pts./100 gals.) to tank mixes which are incompatible. Do not mix Banner MAXX and Tersan® 1991 in a fertilizer solution. Follow the directions under Mixing Instructions for tank mixes. Observe all directions, precautions, and limitations on labeling of all products used in tank mixes. Tank mixtures or other applications of products referenced on this label are permitted only in those states in which the referenced products are registered.

Turfgrass and Dichondra Disease Control

1. USE BANNER MAXX IN A PREVENTATIVE DISEASE CONTROL PROGRAM.
2. Apply in sufficient water to ensure thorough coverage.
3. Apply after mowing OR allow sprayed area to completely dry before mowing.
4. For control of foliar diseases, allow sprayed area to completely dry before irrigation.
5. For control of soil-borne diseases, Banner MAXX can be watered in after application.
6. Under conditions optimum for high disease pressure, use the higher rate and the shorter interval.

7. For optimum turf quality and disease control, use Banner MAXX in conjunction with turf management practices that promote good plant health and optimum disease control.
8. Addition of surfactants may result in phytotoxicity.
9. Before use of any fungicide, proper diagnosis of the organism causing the disease is important. Use of diagnostic kits or other means of identification of the disease organism is essential to determine the best control measures.

CAUTION: Bermudagrass can be sensitive to Banner MAXX. Do not exceed 4 fl. oz./1,000 sq. ft. every 30 days on any variety of bermudagrass. In FL, do not apply Banner MAXX to bermudagrass golf course greens when temperatures exceed 90°F.

NOTE: Do not graze animals on treated areas. Do not feed clippings from treated areas to livestock or poultry.

Turfgrass - Specific Diseases, Rates, and Application Timing

Disease	Fl. Oz. per 1,000 sq. ft.	Fl. Oz. per Acre	Application Interval/ Timing	Instructions
Dollar Spot (<i>Sclerotinia homoeocarpa</i>)	0.5	22	7-14 days	Apply when conditions are favorable for disease development. If the 0.5 fl. oz./1,000 sq. ft. rate is used, tank mix with the lowest label rate of another EPA-registered fungicide having a different mode of action. If using the 1-2 fl. oz./1,000 sq. ft. rate, make no more than 3 consecutive applications for dollar spot control before rotating to an alternate EPA-registered fungicide having a different mode of action.
	1-2	44-88	14-28 days	
Brown Patch (<i>Rhizoctonia solani</i>)	2-4	88-176	10-21 days	Begin applications in May or June before disease is present. If disease is present, mix 2 fl. oz. of Banner MAXX per 1,000 sq. ft. with a registered contact fungicide at the labeled rate. Under conditions of high temperature and high humidity, use the higher rates and shorter intervals.
Powdery Mildew, (<i>Erysiphe graminis</i>), Rust (<i>Puccinia graminis</i>), Anthracnose (<i>Colletotricum graminicola</i>)	1-2	44-88	14-28 days	Apply when conditions are favorable for disease development.
Red Thread (<i>Corticium fuciforme</i>), Pink Patch (<i>Limonomyces roseipellis</i>)	2	88	14-21 days	Apply when conditions are favorable for disease development.

Turfgrass - Specific Diseases, Rates, and Application Timing

Disease	Fl. Oz. per 1,000 sq. ft.	Fl. Oz. per Acre	Application Interval/ Timing	Instructions
Stripe Smut (<i>Ustilago striiformis</i>) (<i>Urocystis agropyri</i>)	1-2	44-88	Fall or Spring	Apply once in the fall after grass becomes dormant or in the early spring before grass starts to grow.
Gray Leafspot (<i>Pyricularia grisea</i>)	2	88	14 days	Apply when conditions are favorable for disease development.
Melting Out, Leaf Spot (<i>Bipolaris</i> spp.) (<i>Drechslera</i> spp.)	2-4	88-176	14 days	Under light to moderate pressure, apply Banner MAXX to reduce the severity of leaf spot and melting out caused by <i>Helminthosporium</i> -type pathogens.
Summer Patch, Poa Patch (<i>Magnaporthe poae</i>)	4	176	30 days	Apply Banner MAXX at monthly intervals beginning in April. Make 2-3 applications depending on local recommendations.
Take-All Patch (<i>Gaeumannomyces graminis</i>)	2-4	88-176	Spring and Fall	Apply Banner MAXX to reduce the severity of take-all patch. Make 1-2 fall applications in September and October or when night temperatures drop to 55°F, and 1-2 spring applications in April and May, depending on local recommendations.
Spring Dead Spot (<i>Leptosphaeria korrae</i> , <i>Leptosphaeria nannari</i> , <i>Ophiophaerella herpotricha</i> , <i>Gaeumannomyces graminis</i>)	4	176	30 days	Apply Banner MAXX at monthly intervals beginning in August. Make 3 applications.
Necrotic Ring Spot (<i>Leptosphaeria korrae</i>)	4	176	Fall or Spring	Apply in the fall and/or the early spring depending on local recommendations.

Turfgrass - Specific Diseases, Rates, and Application Timing

Disease	Fl. Oz. per 1,000 sq. ft.	Fl. Oz. per Acre	Application Interval/ Timing	Instructions
Snowmold Gray (<i>Typhula</i> spp.) Pink (<i>Microdochium nivale</i>)	4	176	Late Fall	Apply one application in the late fall before snow cover. Do not apply on top of snow.
Fusarium patch (<i>Fusarium nivale</i>)	2-4	88-176	Fall-Early Spring	Apply when conditions are favorable for disease development.
Zoysia patch, large patch of zoysia (<i>Rhizoctonia solani</i>)	3-4	130-176	Early Fall	Make one application in the early fall (mid-September to mid-October) prior to development of disease symptoms. Consult local turfgrass extension experts to determine the optimum application timing for your area.

Dichondra-Specific Disease, Rate, and Application Timing

Disease	Fl. Oz. per 1,000 sq. ft.	Fl. Oz. per Acre	Application Interval/ Timing	Instructions
Dichondra Rust	2	88	14-21 days	Apply when conditions are favorable for disease development.

Establishment of Cool Season Turfgrass

Banner MAXX provides control of many diseases of turf, and its primary use is as a fungicide for use against the diseases listed on this label. As an additional benefit, Banner MAXX will improve the rate of establishment when it is applied to cool season grass seedlings or sod.

New Seedlings: Apply 1 oz./1,000 sq. ft. at the 2 to 3-leaf stage of growth for faster root development and top growth.

Sod: Apply 1 oz./1,000 sq. ft. 2-6 weeks before cutting for increased sod knitting and rate of establishment after setting.

Disease Control in Nurseries (Field) and Landscape Plantings

1. USE BANNER MAXX IN A PREVENTATIVE DISEASE CONTROL PROGRAM. INITIATE APPLICATIONS ACCORDING TO LOCAL RECOMMENDATIONS OR AT FIRST SIGNS OF DISEASE.
2. Apply in enough water to thoroughly cover foliage to the point of runoff.
3. Allow spray to dry before overhead irrigation is applied.
4. Optimum benefit of Banner MAXX is obtained when used in conjunction with sound disease management practices.

Note: Banner MAXX has been shown to be safe on the species of plants and effective in controlling the diseases listed in the Directions For Use. Other plant species may be sensitive to Banner MAXX and other diseases may not be controlled. Before using Banner MAXX on plants or for diseases that are not listed in the Directions For Use, test Banner MAXX on a small scale basis first. Do not apply Banner MAXX to African violets, begonias, Boston fern, or geraniums. Apply the recommended rates for a particular type of disease, i.e., rust, powdery mildew, etc., and evaluate for phytotoxicity and disease control prior to widespread use.

Bedding and Flowering Plants

Species	Disease	Recommended Rates and Timing
Calendula	Powdery Mildew (<i>E. cichoracearum</i>)	Apply 5 fl. oz./100 gals. every 30 days.
Chrysanthemums	Ray Blight (<i>Ascochyta chrysanthemi</i>)	Apply 12 fl. oz./100 gals. at 7-day intervals or 20 fl. oz./100 gals. at 14-day intervals.
Delphinium	Powdery mildew (<i>Erysiphe</i> spp.)	Apply 5 fl. oz./100 gals. every 10-14 days.
Roses (Field-grown only)	Powdery Mildew (<i>S. pannosa</i>)	Apply 5 fl. oz./100 gals. on a 10 to 14-day interval. Thorough coverage is needed for best results. Begin applications when conditions are favorable for disease development.
	Rust (<i>Phragmidium</i> spp.)	Apply 5-10 fl. oz./100 gals. on a 10 to 14-day interval. Use the highest rate and shortest interval when conditions for disease are severe.
	Blackspot (<i>D. rosea</i>)	Tank mix 5 fl. oz./100 gals. with a registered contact fungicide labeled for blackspot control.
Snapdragon	Rust (<i>Puccinia</i> spp.)	Apply 10 fl. oz./100 gals. every 7-10 days.
Sweet William (<i>Dianthus barbatus</i>)	Leafspot (<i>Heterosporium echinulatum</i>)	Apply 6 fl. oz./100 gals. every 14 days.

Woody Plants

Species	Disease	Recommended Rates and Timing
Crabapple	Scab (<i>Venturia inaequalis</i>)	Apply 2 fl. oz./100 gals. every 14 days. Begin at green tip.
	Rust (<i>G. juniperi</i>)	Apply 2 fl. oz./100 gals. every 7 days. Make 3 applications beginning at green tip.
	Powdery Mildew	Apply 6-8 fl. oz./100 gals. every 14 days.
Crape Myrtle	Powdery Mildew (<i>E. lagerstroemia</i>)	Apply 16 fl. oz./100 gals. every 21 days.
Dogwood	Anthracnose (<i>Discula</i> spp.)	Apply 2-4 fl. oz./100 gals. every 14 days or apply 8 oz./100 gals. every 28 days.
Douglas Fir	Needle Rust (<i>Melampsora occidentalis</i>)	Apply 16 fl. oz./100 gals. Apply once in May.
Jeffrey Pine	Tip blight (<i>Sirococcus strobilinus</i>)	Apply 16 fl. oz./100 gals. Initiate applications in mid-late winter (Nov.-Jan.) Apply 3 times at 2-month intervals.
Oaks	Leafspot (<i>Tubakia dryina</i>)	Apply 16 fl. oz./100 gals. every 14 days.
Red Tip Photinia	Leafspot (<i>Fabraea maculata</i> syn. <i>Entomosporium maculatum</i>)	Apply 12-20 fl. oz./100 gals. every 7-14 days. Reductions of plant height may occur with Banner MAXX applications, especially on plants 6 inches or smaller.
Shasta Fir	Needle Rust (<i>Pucciniastrum goeppertianum</i>)	Apply 16 fl. oz./100 gals. in May-June, prior to anticipated infection periods.

Non-Bearing Fruits and Nuts (Nurseries and Landscape Plantings)

Species	Disease	Recommended Rates and Timing
Apple	Scab (<i>Venturia inaequalis</i>)	Apply 2 fl. oz./100 gals. beginning at green tip. Apply every 14 days.
	Rust (<i>G. juniperi</i>)	Apply 2 fl. oz./100 gals. every 7 days. Make 3 applications.
	Powdery Mildew (<i>P. leucotricha</i>)	Apply 6-8 fl. oz./100 gals. every 14 days.
Cherry	Powdery Mildew Leafspot (<i>Coccomyces hiemalis</i>)	Apply 2-4 fl. oz./100 gals. on a 14 to 21-day interval. Apply 4 fl. oz./100 gals. on a 14 to 21-day interval.
	Blossom Blight (<i>Monilinia fructicola</i>)	Apply 3-4 fl. oz./100 gals. Apply at 5-10% bloom and again at 70-100% bloom.
Citrus	Greasy Spot (<i>Mycosphaerella citri</i>)	Apply 20-24 fl. oz./100 gals. during June-August.
Peach, Plum, Nectarine	Blossom Blight (<i>M. fructicola</i> or <i>M. laxa</i>)	Apply 3-4 fl. oz./100 gals. Apply at 5-10% bloom and again at 70-100% bloom.
Pecan	Scab (<i>Cladosporium</i>), Powdery Mildew, Downy Spot, Zonate Leafspot, Fungal Leaf Scorch, Brown Spot	Apply 12 fl. oz./100 gals. beginning at bud break. Apply 3 times on a 14-day interval.
Walnut	Anthraco-nose	Apply 8.5 fl. oz./100 gals. at 14 to 21-day intervals.

Note: To avoid possible illegal residues, do not apply to apple, cherry, citrus, peach, plum, nectarine, pecan, or walnut trees that will bear harvestable fruit within 12 months.

Storage and Disposal

Pesticide Disposal

Do not contaminate water, food, or feed by storage or disposal. Pesticide wastes are toxic. Improper disposal of unused pesticide, spray mixture, or rinse water is a violation of federal law. If these wastes cannot be used according to label instructions, contact your State Pesticide or Environmental Control Agency, or the Hazardous Waste representative at the nearest EPA Regional Office for guidance in proper disposal methods.

Container Disposal

Do not reuse empty container. Triple rinse (or equivalent), then offer for recycling or reconditioning, or puncture and dispose of in a sanitary landfill, or by incineration, or, if allowed by state and local authorities, by burning. Stay out of smoke from burning containers.

For minor spills, leaks, etc., follow all precautions indicated on this label and clean up immediately. Take special care to avoid contamination of equipment and facilities during cleanup procedures and disposal of wastes. In the event of a major spill, fire, or other emergency, call 1-800-888-8372, day or night.

Precautionary Statements

Hazards to Humans and Domestic Animals

WARNING/AVISO

Causes substantial, but temporary eye injury. Do not get in eyes or on clothing. Harmful if swallowed, inhaled, or absorbed through the skin. Avoid contact with skin or clothing. Avoid breathing vapor or spray mist.

Statement of Practical Treatment

If in eyes: Hold eyelids open and flush with a steady, gentle stream of water. Get medical attention.

If on skin: Wash with plenty of soap and water. Get medical attention.
If swallowed: Immediately drink 1 or 2 glasses of water and induce vomiting by touching back of throat with finger. Do not induce vomiting or give anything by mouth to an unconscious person. Call a physician or Poison Control Center.

If inhaled: Move victim to fresh air.

Note to Physician: If ingested, induce emesis or lavage stomach. Treat symptomatically.

Personal Protective Equipment

Some materials that are chemical-resistant to this product are listed below. If you want more options, follow the instructions for Category C on an EPA chemical resistance category selection chart.

Applicators and other handlers must wear:

- Long-sleeved shirt and long pants
- Chemical-resistant gloves, such as barrier laminate, butyl rubber, nitrile rubber, neoprene rubber, polyvinyl chloride (PVC), or viton
- Shoes plus socks
- Protective eyewear

Discard clothing and other absorbent materials that have been drenched or heavily contaminated with this product's concentrate. Do not reuse them. Follow manufacturer's instructions for cleaning/maintaining PPE. If no such instructions for washables, use detergent and hot water. Keep and wash PPE separately from other laundry.

Engineering Control Statements

When handlers use closed systems or enclosed cabs in a manner that meets the requirements listed in the Worker Protection Standard (WPS) for agricultural pesticides [40 CFR 170.240(d)(4-6)], the handler PPE requirements may be reduced or modified as specified in the WPS.

User Safety Recommendations

Users should:

- Wash hands before eating, drinking, chewing gum, using tobacco, or using the toilet.
- Remove clothing immediately if pesticide gets inside. Then wash thoroughly and put on clean clothing.

Environmental Hazards

This pesticide is toxic to fish. Do not apply directly to water, to areas where surface water is present, or to intertidal areas below the mean high water mark. Do not contaminate water when disposing of equipment wash waters.

Physical or Chemical Hazards

Do not use or store near heat or open flame.

Banner®, Pace®, and Subdue® trademarks of Ciba-Geigy Corporation
U.S. Patent No. 4,079,062

Tersan® 1991 trademark of E. I. duPont de Nemours and Company, Inc.

Unite® trademark of HACO, Inc.

©1995 Ciba-Geigy Corporation

Ciba Crop Protection
Turf and Ornamental Products
Ciba-Geigy Corporation
Greensboro, North Carolina 27419
CGA 156L2A 095

This booklet manufactured using post-consumer, recycled paper.



Banner® MAXX**FUNGICIDE**

Broad spectrum and systemic disease control for turf and ornamentals

Active Ingredient: Propiconazole: 1-[[2-(2,4-dichlorophenyl)-4-propyl-1,3-dioxolan-2yl]methyl]-1H-1,2,4-triazole 14.3%

Inert Ingredients: 85.7%

Total: 100.0%

See directions for use in attached booklet.

AGRICULTURAL USE REQUIREMENTS

Use this product only in accordance with its labeling and with the Worker Protection Standard, 40 CFR part 170. Refer to supplemental labeling under "Agricultural Use Requirements" in the Directions for Use section for information about this standard.

EPA Reg. No. 100-741

EPA Est. 67517-MD-1

Banner® trademark of Ciba-Geigy Corporation
U. S. Patent No. 4,079,062

©1995 Ciba-Geigy Corporation

Ciba Crop Protection
Turf and Ornamental Products
Ciba-Geigy Corporation
Greensboro, North Carolina 27419
CGA 156L2A 095

One Gallon
U. S. Standard Measure

ciba™

**KEEP
OUT OF
REACH OF
CHILDREN.
WARNING/
AVISO**

Si usted no entiende la etiqueta, busque a alguien para que se la explique a usted en detalle. (If you do not understand the label, find someone to explain it to you in detail.)

Precautionary Statements**Hazards to Humans and Domestic Animals**

Causes substantial, but temporary eye injury. Do not get in eyes or on clothing. Harmful if swallowed, inhaled, or absorbed through the skin. Avoid contact with skin or clothing. Avoid breathing vapor or spray mist.

Statement of Practical Treatment

If in eyes: Hold eyelids open and flush with a steady, gentle stream of water. Get medical attention.

If on skin: Wash with plenty of soap and water. Get medical attention.

If swallowed: Immediately drink 1 or 2 glasses of water and induce vomiting by touching back of throat with finger. Do not induce vomiting or give anything by mouth to an unconscious person. Call a physician or Poison Control Center.

If inhaled: Move victim to fresh air.

Note to Physician: If ingested, induce emesis or lavage stomach. Treat symptomatically.

Environmental Hazards

This pesticide is toxic to fish. Do not apply directly to water, to areas where surface water is present, or to intertidal areas below the mean high water mark. Do not contaminate water when disposing of equipment wash waters.

Physical or Chemical Hazards

Do not use or store near heat or open flame. In the event of a major spill, fire, or other emergency, call 1-800-888-8372, day or night.

Chemigation

Do not apply this product through any type of irrigation system.

8/27

WPS
MASTER LABEL BOOKLET
Notification 11/7/95

Banner® MAXX

FUNGICIDE

Broad spectrum and systemic disease control for turf and ornamentals

Active Ingredient:

Propiconazole: 1-[[2-(2,4-dichlorophenyl)-4-propyl-
1,3-dioxolan-2yl]methyl]-1H-1,2,4-
triazole

Propiconazole: 1-[[2-(2,4-dichlorophenyl)-4-propyl- 1,3-dioxolan-2yl]methyl]-1H-1,2,4- triazole14.3%
Inert Ingredients:	85.7%
Total:	100.0%

EPA Reg. No. 100-741

EPA Est. 67517-MO-1

KEEP OUT OF REACH OF CHILDREN.

WARNING/AVISO


Si usted no entiende la etiqueta, busque a alguien para que se la explique a usted en detalle. (If you do not understand the label, find someone to explain it to you in detail.)

See additional precautionary statements and directions for use inside booklet.

- One Quart CGA 156L1A 095
- One Gallon CGA 156L2A 095
- 2 1/2 Gallons CGA 156L5 095
- 15 Gallons CGA 156L3A 095

U.S. Standard Measure


[QUARK\BANNER MAXX\BANNER MAXX] - 11/7/95



5. For control of soil-borne diseases, Banner MAXX can be watered in after application.
6. Under conditions optimum for high disease pressure, use the higher rate and the shorter interval.
7. For optimum turf quality and disease control, use Banner MAXX in conjunction with turf management practices that promote good plant health and optimum disease control.
8. Addition of surfactants may result in phytotoxicity.
9. Before use of any fungicide, proper diagnosis of the organism causing the disease is important. Use of diagnostic kits or other means of identification of the disease organism is essential to determine the best control measures.

CAUTION: Bermudagrass can be sensitive to Banner MAXX. Do not exceed 4 fl. oz./1,000 sq. ft. every 30 days on any variety of bermudagrass. In FL, do not apply Banner MAXX to bermudagrass golf course greens when temperatures exceed 90°F.

NOTE: Do not graze animals on treated areas. Do not feed clippings from treated areas to livestock or poultry.



Disease	Fl. Oz. Per 1,000 sq. ft.	Fl. Oz. per Acre	Application Interval/ Timing	Instructions
Stripe Smut (<i>Ustilago striiformis</i>) (<i>Urocystis agropyri</i>)	1-2	44-88	Fall or Spring	Apply once in the fall after grass becomes dormant or in the early spring before grass starts to grow.
Gray Leafspot (<i>Pyricularia grisea</i>)	2	88	14 days	Apply when conditions are favorable for disease development.
Melting Out, Leaf Spot (<i>Bipolaris spp.</i>) (<i>Drechslera spp.</i>)	2-4	88-176	14 days	Under light to moderate pressure, apply Banner MAXX to reduce the severity of leaf spot and melting out caused by Helminthosporium-type pathogens.
Summer Patch, Poa Patch (<i>Magnaporthe poae</i>)	4	176	30 days	Apply Banner MAXX at monthly intervals beginning in April. Make 2-3 applications depending on local recommendations.
Take-All Patch (<i>Gaeumannomyces graminis</i>)	2-4	88-176	Spring and Fall	Apply Banner MAXX to reduce the severity of take-all patch. Make 1-2 fall applications in September and October or when night temperatures drop to 55°F, and 1-2 spring applications in April and May, depending on local recommendations.
Spring Dead Spot (<i>Leptosphaeria korrae</i> , <i>Leptosphaeria narmari</i> , <i>Ophiosphaerella herpotricha</i> , <i>Gaeumannomyces graminis</i>)	4	176	30 days	Apply Banner MAXX at monthly intervals beginning in August. Make 3 applications.
Necrotic Ring Spot (<i>Leptosphaeria korrae</i>)	4	176	Fall or Spring	Apply in the fall and/or the early spring depending on local recommendations.
Snowmold	4	176	Late Fall	Apply one application in the late fall before snow cover. Do not apply on top of snow.
Gray (<i>Typhula spp.</i>)				
Pink (<i>Microdochium nivale</i>)				

Disease	Fl. Oz. Per 1,000 sq. ft.	Fl. Oz. per Acre	Application Interval/ Timing	Instructions
Fusarium patch (<i>Fusarium nivale</i>)	2-4	88-176	Fall-Early Spring	Apply when conditions are favorable for disease development.
Zoysia patch, large patch of zoysia (<i>Rhizoctonia solani</i>)	3-4	130-176	Early Fall	Make one application in the early fall (mid-September to mid-October) prior to development of disease symptoms. Consult local turfgrass extension experts to determine the optimum application timing for your area.

Dichondra - Specific Disease, Rate, and Application Timing

Disease	Fl. Oz. Per 1,000 sq. ft.	Fl. Oz. per Acre	Application Interval/ Timing	Instructions
Dichondra Rust	2	88	14-21 days	Apply when conditions are favorable for disease development.

Establishment of Cool Season Turfgrass

Banner MAXX provides control of many diseases of turf, and its primary use is as a fungicide for use against the diseases listed on this label. As an additional benefit, Banner MAXX will improve the rate of establishment when it is applied to cool season grass seedlings or sod.

New Seedlings: Apply 1 oz./1,000 sq. ft. at the 2 to 3-leaf stage of growth for faster root development and top growth.

Sod: Apply 1 oz./1,000 sq. ft. 2-6 weeks before cutting for increased sod knitting and rate of establishment after setting.

Disease Control in Nurseries (Field) and Landscape Plantings

1. USE BANNER MAXX IN A PREVENTATIVE DISEASE CONTROL PROGRAM. INITIATE APPLICATIONS ACCORDING TO LOCAL RECOMMENDATIONS OR AT FIRST SIGNS OF DISEASE.
2. Apply in enough water to thoroughly cover foliage to the point of runoff.
3. Allow spray to dry before overhead irrigation is applied.
4. Optimum benefit of Banner MAXX is obtained when used in conjunction with sound disease management practices.

Note: Banner MAXX has been shown to be safe on the species of plants and effective in controlling the diseases listed in the **Directions for Use**. Other plant species may be sensitive to Banner MAXX and other diseases may not be controlled. Before using Banner MAXX on plants or for diseases that are not listed in the **Directions for Use**, test Banner MAXX on a small scale basis first. Do not apply Banner MAXX to African violets, begonias, Boston fern, or geraniums. Apply the recommended rates for a particular type of disease i.e., rust, powdery mildew, etc., and evaluate for phytotoxicity and disease control prior to widespread use.

Bedding and Flowering Plants

Species	Disease	Recommended Rates and Timing
Calendula	Powdery Mildew (<i>E. cichoracearum</i>)	Apply 5 fl. oz./100 gals. every 30 days.
Chrysanthemums	Ray Blight (<i>Ascochyta chrysanthemi</i>)	Apply 12 fl. oz./100 gals. at 7-day intervals or 20 fl. oz./100 gals. at 14-days intervals.
Delphinium	Powdery mildew (<i>Erysiphe</i> sp.)	Apply 5 fl. oz./100 gals. every 10-14 days.
Roses (Field-grown only)	Powdery Mildew (<i>S. pannosa</i>)	Apply 5 fl. oz./100 gals. on a 10 to 14-day interval. Thorough coverage is needed for best results. Begin applications when conditions are favorable for disease development.
	Rust (<i>Phragmidium</i> spp.)	Apply 5-10 fl. oz./100 gals. on a 10 to 14-day interval. Use the highest rate and shortest interval when conditions for disease are severe.
	Blackspot (<i>D. rosea</i>)	Tank mix 5 fl. oz./100 gals. with a registered contact fungicide labeled for blackspot control.

19/27

Species	Disease	Recommended Rates and Timing
Snapdragon	Rust (<i>Puccinia</i> sp.)	Apply 10 fl. oz./100 gals. every 7-10 days.
Sweet William (<i>Dianthus barbatus</i>)	Leafspot (<i>Heterosporium echinulatum</i>)	Apply 6 fl. oz./100 gals. every 14 days.

Woody Plants

Species	Disease	Recommended Rates and Timing
Crabapple	Scab (<i>Venturia inaequalis</i>)	Apply 2 fl. oz./100 gals. every 14 days. Begin at green tip.
	Rust (<i>G. juniperi</i>)	Apply 2 fl. oz./100 gals. every 7 days. Make 3 applications beginning at green tip.
	Powdery Mildew	Apply 6-8 fl. oz./100 gals. every 14 days.
Crape Myrtle	Powdery Mildew (<i>E. lagerstroemia</i>)	Apply 16 fl. oz./100 gals. every 21 days.
Dogwood	Anthracnose (<i>Discula</i> spp.)	Apply 2-4 fl. oz./100 gals. every 14 days or apply 8 oz./100 gals. every 28 days.
Douglas Fir	Needle Rust (<i>Melampsora occidentalis</i>)	Apply 16 fl. oz./100 gals. Apply once in May.
Jeffrey Pine	Tip blight (<i>Sirococcus strobolinus</i>)	Apply 16 fl. oz./100 gals. initiate applications in mid-late winter (Nov.-Jan.). Apply 3 times at 2-month intervals.

Species	Disease	Recommended Rates and Timing
Oaks	Leafspot (<i>Tubakia dryina</i>)	Apply 16 fl. oz./100 gals. every 14 days.
Red Tip Photinia	Leafspot (<i>Fabraea maculata</i> syn. <i>Entomosporium maculatum</i>)	Apply 12-20 fl. oz./100 gals. every 7-14 days. Reductions of plant height may occur with Banner MAXX applications, especially on plants 6 inches or smaller.
Shasta Fir	Needle Rust (<i>Pucciniastrum goeppertianum</i>)	Apply 16 fl. oz./100 gals. in May-June, prior to anticipated infection periods.

Non-Bearing Fruits and Nuts Nurseries and Landscape Plantings

Apple	Scab (<i>Venturia inaequalis</i>)	Apply 2 fl. oz./100 gals. beginning at green tip. Apply every 14 days.
	Rust (<i>G. juniperi</i>)	Apply 2 fl. oz./100 gals. every 7 days. Make 3 applications.
	Powdery Mildew (<i>P. leucotricha</i>)	Apply 6-8 fl. oz./100 gals. every 14 days.
Cherry	Powdery Mildew Leafspot (<i>Cocomyces hiemalis</i>)	Apply 2-4 fl. oz./100 gals. on a 14 to 21-day interval. Apply 4 fl. oz./100 gals. on a 14 to 21-day interval.
	Blossom Blight (<i>Monilinia fructicola</i>)	Apply 3-4 fl. oz./100 gals. Apply at 5-10% bloom and again at 70-100% bloom.
Citrus	Greasy Spot (<i>Mycosphaerella citri</i>)	Apply 20-24 fl. oz./100 gals. during June-August.

Species	Disease	Recommended Rates and Timing
Peach Plum Nectarine	Blossom Blight (<i>M. fructicola</i> or <i>M. laxa</i>)	Apply 3-4 fl. oz./100 gals. Apply at 5-10% bloom again at 70-100% bloom.
Pecan	Scab (<i>Cladosporium</i>), Powdery Mildew Downy Spot, Zonate Leafspot, Fungal Leaf Scorch, Brown Spot	Apply 12 fl. oz./100 gals. beginning at bud break. Apply 3 times on a 14-day
Walnut	Anthracnose	Apply 8.5 fl. oz./100 gals. 14 to 21-day intervals.

Note: To avoid possible illegal residues, do not apply to apple, cherry, citrus, peach, plum, nectarine, pecan, or walnut trees that will bear harvestable fruit within 12 months.

Storage and Disposal

Pesticide Disposal

Do not contaminate water, food, or feed by storage or disposal. Pesticide wastes are toxic. Improper disposal of unused pesticide, spray mixture, or rinse water is a violation of federal law. If these wastes cannot be used according to label instructions, contact your State Pesticide or Environmental Control Agency, or the Hazardous Waste representative at the nearest EPA Regional Office for guidance in proper disposal methods.

(For One Quart, One Gallon, and 2 1/2 Gallon)

Container Disposal

Do not reuse empty container. Triple rinse (or equivalent), then offer for recycling or reconditioning, or puncture and dispose of in a sanitary landfill, or by incineration, or, if allowed by state and local authorities, by burning. Stay out of smoke from burning containers.

(For Fifteen Gallon)

Container Refilling and Disposal

Refer to label on container for refilling and disposal instructions.

(For All)

For minor spills, leaks, etc., follow all precautions indicated on this label and clean up immediately. Take special care to avoid contamination of equipment and facilities during cleanup procedures and disposal of wastes. In the event of a major spill, fire, or other emergency, call 1-800-888-8372, day or night.

Precautionary Statements

Hazards to Humans and Domestic Animals

WARNING/AVISO

Causes substantial, but temporary eye injury. Do not get in eyes or on clothing. Harmful if swallowed, inhaled, or absorbed through the skin. Avoid contact with skin or clothing. Avoid breathing vapor or spray mist.

Statement of Practical Treatment

If in eyes: Hold eyelids open and flush with a steady, gentle stream of water. Get medical attention.

If on skin: Wash with plenty of soap and water. Get medical attention.

If swallowed: Immediately drink 1 or 2 glasses of water and induce vomiting by touching back of throat with finger. Do not induce vomiting or give anything by mouth to an unconscious person. Call a physician or Poison Control Center.

If inhaled: Move victim to fresh air.

Note to Physician: If ingested, induce emesis or lavage stomach. Treat symptomatically.

Personal Protective Equipment

Some materials that are chemical-resistant to this product are listed below. If you want more options, follow the instructions for Category C on an EPA chemical resistance category selection chart.

Applicators and other handlers must wear:

- Long-sleeved shirt and long pants
- Chemical-resistant gloves, such as barrier laminate, butyl rubber, nitrile rubber, neoprene rubber, polyvinyl chloride (PVC), or viton
- Shoes plus socks
- Protective eyewear

Discard clothing and other absorbent materials that have been drenched or heavily contaminated with this product's concentrate. Do not reuse them. Follow manufacturer's instructions for cleaning/maintaining PPE. If no such instructions for washables, use detergent and hot water. Keep and wash PPE separately from other laundry.

Engineering Control Statements

When handlers use closed systems or enclosed cabs in a manner that meets the requirements listed in the Worker Protection Standard (WPS) for agricultural pesticides [40 CFR 170.240(d)(4-6)], the handler PPE requirements may be reduced or modified as specified in the WPS.

User Safety Recommendations

Users should:

- Wash hands before eating, drinking, chewing gum, using tobacco, or using the toilet.
- Remove clothing immediately if pesticide gets inside. Then wash thoroughly and put on clean clothing.

Environmental Hazards

This pesticide is toxic to fish. Do not apply directly to water, to areas where surface water is present, or to intertidal areas below the mean high water mark. Do not contaminate water when disposing of equipment wash waters.

Physical or Chemical Hazards

Do not use or store near heat or open flame.

Banner®, Pace®, and Subdue® trademarks of Ciba-Geigy Corporation
U.S. Patent No. 4,079,062

Tersan® 1991 trademark of E. I. duPont de Nemours and Company, Inc.

Unite® trademark of HACO, Inc.

©1995 Ciba-Geigy Corporation

Ciba Crop Protection
Turf and Ornamental Products
Ciba-Geigy Corporation
Greensboro, North Carolina 27419

CGA (QUART) Product ID: 52481
CGA (GALLON) Product ID: 51435
CGA (2 1/2 GALLON) Product ID: 52491
CGA (15 GALLON) Product ID: 52485

This booklet manufactured using post-consumer, recycled paper.

[QUARK\BANNER-MAXX\BANNER-MAXX] - 11/7/95

Booklet Back Panel
(For One Quart, One Gallon, 2 1/2 Gallon)
Banner® MAXX

FUNGICIDE

Broad spectrum and systemic disease control for turf and ornamentals

Active Ingredient:

Propiconazole: 1-[[2-(2,4-dichlorophenyl)-4-propyl-1,3-dioxolan-2yl]methyl]-1H-1,2,4-triazole

Propiconazole	14.3%
Inert Ingredients:	85.7%
Total:	100.0%

See directions for use in attached booklet.

AGRICULTURAL USE REQUIREMENTS

Use this product only in accordance with its labeling and with the Worker Protection Standard, 40 CFR part 170. Refer to supplemental labeling under "Agricultural Use Requirements" in the Directions for Use section for information about this standard.

EPA Reg. No. 100-741

EPA Est. 67517-MO-1

Banner® trademark of Ciba-Geigy Corporation
U.S. Patent No. 4,079,062

©1995 Ciba-Geigy Corporation

One Quart
One Gallon
2 1/2 Gallon

U.S. Standard Measure

KEEP OUT OF REACH OF CHILDREN.

WARNING/AVISO

Si usted no entiende la etiqueta, busque a alguien para que se la explique a usted en detalle. (If you do not understand the label, find someone to explain it to you in detail.)

Precautionary Statements

Hazards to Humans and Domestic Animals

Causes substantial, but temporary eye injury. Do not get in eyes or on clothing. Harmful if swallowed, inhaled, or absorbed through the skin. Avoid contact with skin or clothing. Avoid breathing vapor or spray mist.

Statement of Practical Treatment

If in eyes: Hold eyelids open and flush with a steady, gentle stream of water. Get medical attention.

If on skin: Wash with plenty of soap and water. Get medical attention.

If swallowed: Immediately drink 1 or 2 glasses of water and induce vomiting by touching back of throat with finger. Do not induce vomiting or give anything by mouth to an unconscious person. Call a physician or Poison Control Center.

If inhaled: Move victim to fresh air.

Note to Physician: If ingested, induce emesis or lavage stomach. Treat symptomatically.

Environmental Hazards

This pesticide is toxic to fish. Do not apply directly to water, to areas where surface water is present, or to intertidal areas below the mean high water mark. Do not contaminate water when disposing of equipment wash waters.

Physical or Chemical Hazards

Do not use or store near heat or open flame. In the event of a major spill, fire, or other emergency, call 1-800-888-8372, day or night.

Chemigation

Do not apply this product through any type of irrigation system.

27/27

Ciba Crop Protection
Turf and Ornamental Products
Ciba-Geigy Corporation
Greensboro, North Carolina 27419

CGA 156L1A 095 (QUART)	Product ID: 58010
CGA 156L2A 095 (GALLON)	Product ID: 52840
CGA 156L5 095 (2 1/2 GALLON)	Product ID: 52491

[QUARK\BANNER-MAXX\BANNER-MAXX] - 11/7/95