

Please read instructions on reverse before completing form.

Form Approved. OMB No. 2070-0060. Approval expires 05-31-98



United States Environmental Protection Agency Washington, DC 20460

Registration Amendment Other

OPP Identifier Number 245628

Application for Pesticide - Section I

1. Company/Product Number 100-721
2. EPA Product Manager Ms. Welch
3. Proposed Classification None Restricted
4. Company/Product (Name) Funginex
5. Name and Address of Applicant (Include ZIP Code) Ciba Crop Protection...
6. Expedited Review. In accordance with FIFRA Section 3(c)(3)...

Section - II

Amendment - Explain below. Resubmission in response to Agency letter dated... Notification - Explain below. Final printed labels in response to Agency letter dated MAR 24 1996

Explanation: Use additional page(s) if necessary. (For section I and Section II.)

Addition of Gulf States to Eastern Seaboard directions for use on blueberries. A national tolerance exists for triforine in blueberries & will cover the addition of these states to these directions for use.

Section - III

1. Material This Product Will Be Packaged In: Child-Resistant Packaging, Unit Packaging, Water Soluble Packaging, 2. Type of Container, 3. Location of Net Contents Information, 4. Size(s) Retail Container, 5. Location of Label Directions, 6. Manner in Which Label is Affixed to Product

Section - IV

1. Contact Point (Complete items directly below for identification of individual to be contacted, if necessary, to process this application.) Name: Carolyn B. Bussey, Title: Senior Regulatory Manager, Telephone No.: (910) 632-2838. Certification: I certify that the statements I have made on this form... 2. Signature: Carolyn B. Bussey, 3. Title: Senior Regulatory Manager, 4. Typed Name: Carolyn B. Bussey, 5. Date: February 19, 1996, 6. Date Application Received (Stamped)

2 7 15

Addition of Gulf States to Blueberry DFU's for Eastern Seaboard

Funginex®

FUNGICIDE

One Gallon
U.S. Standard Measure

Active Ingredient:

Triforine: (N, N'-[1,4-piperazinediyl]-bis
(2,2,2-trichloroethylidene)]-bis-[formamide]) 18.2%

Inert Ingredients: 81.8%

Total 100.0%

EPA Reg. No. 100-721

EPA Est. 67517-MO-1


KEEP OUT OF REACH OF CHILDREN.

DANGER/PELIGRO

Si usted no entiende la etiqueta, busque a alguien para que se la explique a usted en detalle. (If you do not understand the label, find someone to explain it to you in detail.)

See additional precautionary statements and directions for use inside booklet.

CGA 112L2F 026



3 9 15


DIRECTIONS FOR USE AND CONDITIONS OF SALE AND WARRANTY

IMPORTANT: Read the entire **Directions for Use** and the **Conditions of Sale and Warranty** before using this product. If terms are not acceptable, return the unopened product container at once.

Conditions of Sale and Warranty

The **Directions for Use** of this product reflect the opinion of experts based on field use and tests. The directions are believed to be reliable and should be followed carefully. However, it is impossible to eliminate all risks inherently associated with use of this product. Crop injury, ineffectiveness, or other unintended consequences may result because of such factors as weather conditions, presence of other materials, or the manner of use or application all of which are beyond the control of Ciba-Geigy or the Seller. All such risks shall be assumed by the Buyer.

Ciba-Geigy warrants that this product conforms to the chemical description on the label and is reasonably fit for the purposes referred to in the **Directions for Use** subject to the inherent risks referred to above. **Ciba-Geigy makes no other express or implied warranty of Fitness or Merchantability or any other express or implied warranty. In no case shall Ciba-Geigy or the Seller be liable for consequential, special, or indirect damages resulting from the use or handling of this product.** Ciba-Geigy and the Seller offer this product, and the Buyer and user accept it, subject to the foregoing **Conditions of Sale and Warranty**, which may be varied only by agreement in writing signed by a duly authorized representative of Ciba-Geigy.



4 9 15

DIRECTIONS FOR USE

It is a violation of federal law to use this product in a manner inconsistent with its labeling.

Do not apply this product in a way that will contact workers or other persons, either directly or through drift. Only protected handlers may be in the area during application. For any requirements specific to your State or Tribe, consult the agency responsible for pesticide regulation.

AGRICULTURAL USE REQUIREMENTS

Use this product only in accordance with its labeling and with the Worker Protection Standard, 40 CFR part 170. This Standard contains requirements for the protection of agricultural workers on farms, forests, nurseries, and greenhouses, and handlers of agricultural pesticides. It contains requirements for training, decontamination, notification, and emergency assistance. It also contains specific instructions and exceptions pertaining to the statements on this label about personal protective equipment (PPE) and restricted-entry interval. The requirements in this box only apply to uses of this product that are covered by the Worker Protection Standard.

Do not enter or allow worker entry into treated areas during the restricted entry interval (REI) of 12 hours.

PPE required for early entry to treated areas that is permitted under the Worker Protection Standard and that involves contact with anything that has been treated, such as plants, soil, or water is:

- Coveralls
- Chemical-resistant gloves, such as barrier laminate or butyl rubber
- Shoes plus socks
- Protective eyewear

FAILURE TO FOLLOW ALL PRECAUTIONS ON THIS LABEL MAY RESULT IN POOR DISEASE CONTROL, CROP INJURY, OR ILLEGAL RESIDUES.

Chemigation

Apply this product only through the following type of system: sprinkler including center pivot, lateral move, end tow, side (wheel) roll, traveler, big gun, solid set, or hand move. Do not apply this product through any other type of irrigation system.

Crop injury, lack of effectiveness, or illegal pesticide residues in the crop can result from nonuniform distribution of treated water.

If you have questions about calibration, you should contact State Extension Service specialists, equipment manufacturers, or other experts.

Do not connect an irrigation system (including greenhouse systems) used for pesticide application to a public water system unless the pesticide label-prescribed safety devices for public water systems are in place.


A person knowledgeable of the chemigation system and responsible for its operation or under the supervision of the responsible person, shall shut the system down and make necessary adjustments should the need arise.

When mixing with other pesticides or fluid fertilizers, agitation is recommended for mixing.

Posting of areas to be chemigated is required when (1) any part of a treated area is within 300 feet of sensitive areas such as residential areas, labor camps, businesses, day care centers, hospitals, in-patient clinics, nursing homes, or any public areas such as schools, parks, playgrounds, or other public facilities not including public roads, or (2) when the chemigated areas are open to the public such as golf courses or retail greenhouses.

Posting must conform to the following requirements. Treated areas shall be posted with signs at all usual points of entry and along likely routes of approach from the listed sensitive areas. When there are no usual points of entry, signs must be posted in the corners of the treated areas and in any other location affording maximum visibility to sensitive areas. The printed side of the sign should face away from the treated area towards the sensitive area. The signs shall be printed in English. Signs must be posted prior to application and must remain posted until foliage has dried and soil surface water has disappeared. Signs may remain in place indefinitely as long as they are composed of materials to prevent deterioration and maintain legibility for the duration of the posting period.

All words shall consist of letters at least 2 1/2 inches tall, and all letters and the symbol shall be a color which sharply contrasts with their immediate background. At the top of the sign shall be the words KEEP OUT, followed by an octagonal stop sign symbol at least 8 inches in



diameter containing the word STOP. Below the symbol shall be the words PESTICIDES IN IRRIGATION WATER.

This sign is in addition to any sign posted to comply with the Worker Protection Standard.

Public water system means a system for the provision to the public of piped water for human consumption if such system has at least 15 service connections or regularly serves an average of at least 25 individuals daily at least 60 days out of the year.

Chemigation systems connected to public water systems must contain a functional, reduced-pressure zone, backflow preventer (RPZ), or the functional equivalent in the water supply line upstream from the point of pesticide introduction. As an option to the RPZ, the water from the public water system should be discharged into a reservoir tank prior to pesticide introduction. There shall be a complete physical break (air gap) between the outlet end of the fill pipe and the top or overflow rim of the reservoir tank of at least twice the inside diameter of the fill pipe.

The pesticide injection pipeline must contain a functional, automatic quick-closing check-valve to prevent the flow of fluid back toward the injection pump.

The pesticide injection pipeline must contain a functional, normally closed, solenoid-operated valve located on the intake side of the injection pump and connected to the system interlock to prevent fluid from being withdrawn from the supply tank when the irrigation system is either automatically or manually shut down.


The system must contain functional interlocking controls to automatically shut off the pesticide injection pump when the water pump motor stops, or in cases where there is no water pump, when the water pressure decreases to the point where pesticide distribution is adversely affected.

Systems must use a metering pump, such as a positive displacement injection pump (e.g., diaphragm pump) effectively designed and constructed of materials that are compatible with pesticides and capable of being fitted with a system interlock.

Do not apply when wind speed favors drift beyond the area intended for treatment.

Sprinkler Irrigation

The system must contain a functional check-valve, vacuum relief valve and low pressure drain appropriately located on the irrigation pipeline to prevent water source contamination from backflow.



7 of 15

The pesticide injection pipeline must contain a functional, automatic, quick-closing check-valve to prevent the flow of fluid back toward the injection pump.

The pesticide injection pipeline must also contain a functional, normally closed, solenoid-operated valve located on the intake side of the injection pump and connected to the system interlock to prevent fluid from being withdrawn from the supply tank when the irrigation system is either automatically or manually shut down.

The system must contain functional interlocking controls to automatically shut off the pesticide injection pump when the water pump motor stops.

The irrigation line or water pump must include a functional pressure switch which will stop the water pump motor when the water pressure decreases to the point where pesticide distribution is adversely affected. Systems must use a metering pump, such as a positive displacement injection pump (e.g., diaphragm pump) effectively designed and constructed of materials that are compatible with pesticides and capable of being fitted with a system interlock.

Do not apply when wind speed favors drift beyond the area intended for treatment.


Precautions: (1) Do not graze animals in treated orchards. (2) Because timing of fungicide applications for disease control varies due to climatic and other conditions, consult Agricultural Experiment Station or State Extension Service Specialist to determine appropriate treatment timing. (3) Do not use this material if it cannot be applied according to the use pattern on this label. (4) Do not mix Funginex with wetting agents, spreader-stickers, or other adjuvants. (5) Do not let spray mixture stand in tank overnight.

Almonds: Brown Rot Blossom Blight (*Monilinia* spp.) (CA Only)

Apply a mixed solution of 12 fl. oz. of Funginex per 100 gals. of water; spray to run-off. Or, for low volume application, apply a mixed solution of 36-48 fl. oz. of Funginex in 50-200 gals. of water per acre. Make the first application at pink bud and the second at 50-100% bloom. Do not exceed 2 applications. Do not apply after petal fall.

Apples: Scab (*Venturia inaequalis*), Powdery Mildew (*Podosphaera leucotricha*), and Rust (*Gymnosporangium* spp.)

For full coverage spray only, mix 10 fl. oz. of Funginex per 100 gals. of water and apply to run-off. For low volume sprayers, apply 36-40 fl. oz. of undiluted Funginex per acre per application in sufficient water (50-200 gals. of water per acre). For aerial application, apply 36-40 fl. oz. of Funginex in a minimum of 20 gals. of water per acre. Complete coverage



is essential to insure adequate control. Make first application at 1/2 inch green tip and repeat every 7 days for a preventive control program. Do not apply after petal fall. Do not exceed a total of 5 applications per growing season. Consult Agricultural Experiment Station or State Extension Service Specialist for use of Funginex in an apple scab monitoring control program.

Apricots, Cherries, Nectarines, Peaches, Plums, and Prunes: Brown Rot Blossom Blight (*Monilinia* spp.)

For full coverage spray only, mix 12-16 fl. oz. of Funginex per 100 gals. of water and apply to run-off. For low volume sprayers, apply 36-48 fl. oz. of undiluted Funginex per acre per application in sufficient water (50-200 gals. of water per acre). For aerial application, apply 36-48 fl. oz. of Funginex in a minimum of 20 gals. of water per acre. Complete coverage is essential to insure adequate control. Make first application at early bloom (peaches, nectarines: pink bud; apricots: red bud; cherries, plums, prunes: white bud or popcorn). Repeat after 50% bloom. If necessary, depending upon the length of the bloom period and conditions favoring brown rot blossom blight development, make a third application at early petal fall. Alternately, if warm, wet weather prevails, apply the 2 or 3 applications at 2-4 day intervals beginning at early bloom, since blossom period will be shortened. Do not exceed 3 sprays of Funginex during the blossom period. The higher rate of Funginex is only necessary under conditions of severe disease pressure.

CA only: For full coverage spray only, mix 12 fl. oz. of Funginex per 100 gals. of water and apply to run-off. For low volume sprayers, apply 36-48 fl. oz. of undiluted Funginex per acre per application in sufficient water (50-200 gals. of water per acre). For aerial application, only 36-48 fl. oz. of Funginex in a minimum of 20 gals. of water per acre. Complete coverage is essential to insure adequate control. Make first application on peaches and nectarines at pink bud to 5% bloom, on apricots at red bud, on cherries, plums, and prunes at popcorn or white bud, followed by a second application at 50-100% bloom. Do not exceed 2 sprays of Funginex during the blossom period.

Nectarines, Peaches: Brown Rot, Fruit Rot (*Monilinia* spp.)

For full coverage spray only, mix 12-16 fl. oz. of Funginex per 100 gals. of water and apply to run-off. For low volume sprayers, apply 36-48 fl. oz. of undiluted Funginex per acre per application in sufficient water (50-200 gals. of water per acre). For aerial application, apply 36-48 fl. oz. of Funginex in a minimum of 20 gals. of water per acre. Complete coverage is essential to insure adequate control. Make the first application 2-3 weeks before harvest and repeat in 5-10 days. Make a third application just prior to harvest. Do not exceed 3 sprays of Funginex during the pre-harvest period. The higher rate of Funginex is only necessary under conditions of severe disease pressure.

9 7 15

Asparagus: Asparagus Rust (*Puccinia asparagi*) (CA only)

Apply 10-20 fl oz of Funginex per acre in 20-50 gals of water for ground application or in 5 gals of water for aerial application. Apply at 7-14 day intervals. Adjust application rate and intervals depending on the severity of rust infection and climatic conditions favorable for rust sporulation. For application through sprinkler irrigation systems, apply in 0.12 acre inch of water through sprinkler systems during the last few minutes of irrigation in 150-200 gals of water per acre. Apply to asparagus ferns only. Do not make more than 7 applications per growing season. Do not harvest spears within 24 weeks of the last fern application.

Highbush Blueberries: Mummyberry Disease (*Monilinia vacciniicorymbosi*) (Pacific and Midwestern States)

Apply 24 fl oz of Funginex per acre in 20-50 gals of water for ground application or in 5 gals of water for aerial application. Make the first application at leaf bud break and repeat in 7-10 days. Make the third application at pink bud stage and repeat in 7-10 days at early bloom. For the last application, apply 16 fl oz of Funginex per acre in 20-50 gals of water for ground application or in 5 gals of water for aerial application. Make the last application between full bloom and early petal fall. Do not make more than 5 applications from leaf bud break to early petal fall.

Eastern Seaboard and Gulf States (for primary infection only)

Apply 24 fl oz of Funginex per acre in 20-50 gals of water for ground application or in 5 gals of water for aerial application. Make the first application at leaf bud break and repeat in 7-10 days. Make the last application at pink bud stage. Do not make more than 3 applications from leaf bud break to pink bud stage. Application of Funginex during or beyond early bloom may result in fruit russetting.

Storage and Disposal


Pesticide Storage

Do not store below 32°F (0°C)

Keep out of reach of children and animals. Store in original container only. Store in a cool, dry place and avoid excess heat. Carefully open container. After partial use, replace lid and close tightly. Do not put concentrate or dilute material into food or drink containers. Do not contaminate other pesticides, fertilizers, water, food, or feed by storage or disposal.

Pesticide Disposal

Wastes resulting from the use of this product may be disposed of on site



or at an approved waste disposal facility. Do not contaminate water, food, or feed by storage or disposal.

Container Disposal

Triple rinse (or equivalent). Then offer for recycling or reconditioning, or puncture and dispose of in a sanitary landfill, or incinerate, or burn, if allowed by state and local authorities. Stay out of smoke from burning container.

For minor spills, leaks, etc., follow all precautions indicated on this label and clean up immediately. Take special care to avoid contamination of equipment and facilities during cleanup and disposal of wastes. In the event of a major spill, fire, or other emergency, call 1-800-888-8372, day or night.

Precautionary Statements

Hazards to Humans and Domestic Animals

DANGER/PELIGRO

Corrosive, causes irreversible eye damage. Do not get in eyes, or on skin, or clothing. Harmful if swallowed, inhaled, or absorbed through skin.

Statement of Practical Treatment

If in eyes: Flush with plenty of water for 15 minutes and get medical attention.


If swallowed: Drink 1 or 2 glasses of water and induce vomiting by touching back of throat with finger or blunt object. Do not induce vomiting or give anything by mouth to an unconscious person. Get medical attention or call Poison Control Center.

If inhaled: Remove patient from contaminated area and get medical attention. If not breathing, give artificial respiration, preferably mouth-to-mouth.

If on skin: Wash skin with soap and water. Get medical attention.

Personal Protective Equipment

Some materials that are chemical-resistant to this product are listed below. If you want more options, follow the instructions for Category B on an EPA chemical resistance category selection chart.



11 7 15

Applicators and other handlers must wear:

- Long-sleeved shirt and long pants
- Chemical-resistant gloves, such as barrier laminate or butyl rubber
- Shoes plus socks
- Protective eyewear

Discard clothing and other absorbent materials that have been drenched or heavily contaminated with this product's concentrate. Do not reuse them. Follow manufacturer's instructions for cleaning/maintaining PPE. If no such instructions for washables, use detergent and hot water. Keep and wash PPE separately from other laundry.

Engineering Control Statements

When handlers use closed systems, enclosed cabs, or aircraft in a manner that meets the requirements listed in the Worker Protection Standard (WPS) for agricultural pesticides [40 CFR 170.240(d)(4-6)], the handler PPE requirements may be reduced or modified as specified in the WPS.

<p>User Safety Recommendations</p> <p>Users should:</p> <ul style="list-style-type: none">• Wash hands before eating, drinking, chewing gum, using tobacco or using the toilet• Remove clothing immediately if pesticide gets inside. Then wash thoroughly and put on clean clothing

Environmental Hazards

Do not apply directly to water, to areas where surface water is present, or to intertidal areas below the mean high water mark. Do not contaminate water when disposing of equipment wash waters.

Physical or Chemical Hazards

Do not use or store near heat or open flame


Funginex® is a registered trademark

©1996 Ciba-Geigy Corporation

Ciba Crop Protection
Ciba-Geigy Corporation
Greensboro, North Carolina 27419

CGA 112L2F 026

[QUARK/FUNGINEX/FUNGINEX-BKLT] - 2/15/96 - ccg



13 7 15

Funginex®

One Gallon
U.S. Standard Measure

FUNGICIDE

Active Ingredient:

Triforine: (N, N'-[1,4-piperazinediyl-bis
(2,2,2-trichloroethylidene)]-bis-[formamide])18.2%

Inert Ingredients:81.8%

Total100.0%

EPA Reg. No. 100-721

EPA Est. 67517-MO-1

See directions for use in attached booklet.

AGRICULTURAL USE REQUIREMENTS

Use this product only in accordance with its labeling and with the Worker Protection Standard, 40 CFR part 170. Refer to supplemental labeling under "Agricultural Use Requirements" in the Directions for Use section for information about this standard.

KEEP OUT OF REACH OF CHILDREN.

DANGER/PELIGRO

Si usted no entiende la etiqueta, busque a alguien para que se la explique a usted en detalle. (If you do not understand the label, find someone to explain it to you in detail.)


Precautionary Statements

Hazards to Humans and Domestic Animals

Corrosive, causes irreversible eye damage. Do not get in eyes, or on skin, or clothing. Harmful if swallowed, inhaled, or absorbed through skin.

Statement of Practical Treatment

If in eyes: Flush with plenty of water for 15 minutes and get medical attention.



14 9 15

If swallowed: Drink 1 or 2 glasses of water and induce vomiting by touching back of throat with finger or blunt object. Do not induce vomiting or give anything by mouth to an unconscious person. Get medical attention or call Poison Control Center.

If inhaled: Remove patient from contaminated area and get medical attention. If not breathing, give artificial respiration, preferably mouth-to-mouth.

If on skin: Wash skin with soap and water. Get medical attention.

Environmental Hazards

Do not apply directly to water, to areas where surface water is present, or to intertidal areas below the mean high water mark. Do not contaminate water when disposing of equipment wash waters.

Physical or Chemical Hazards

Do not use or store near heat or open flame.

Chemigation

Refer to section entitled **Chemigation** in booklet for chemigation use directions. Do not apply this product through any irrigation system unless the directions for chemigation are followed.

Funginex® is a registered trademark


©1996 Ciba-Geigy Corporation

Ciba Crop Protection
Ciba-Geigy Corporation
Greensboro, North Carolina 27419

CGA 112L2F 026

[QUARK/FUNGINEX/FUNGINEX-BKLT] - ccg - 2/15/96

Accepted: 10/5/92
CGA 112L2 102
(booklet)
CGA 112L3 102
(container)
Revised: 12/13/93 - WPS
Accepted: 3/3/94 - CGA 112L2A 093
Revised: 5/27/94 - minor WPS
corrections



15 7 15

- Revised: 7/13/94 - Deleted AZ from Asparagus - product not sold in AZ
- Revised: 5/12/95 - Inserted gallonage for aerial app.
- Revised: 2/8/96 - changed Est. No., deleted CA dfu's for stone fruits - E code Notification approved by EPA 2/9/96
- Revised: 2/14/96 - Added Gulf States to Blueberry DFU's for Eastern Seaboard States - Notification

