

UNITED STATES ENVIRONMENTAL PROTECTION AGENCY

Best Image Available

FEB 23 1998

Ms. Karen S. Stumpf  
Novartis Crop Protection, Inc.  
P.O. Box 18380  
Greensboro, NC 27414-8300

Dear Ms. Stumpf:

Subject: Sincap II® Herbicide  
EPA Registration No. 100-710  
Sincap Lite II® Herbicide  
EPA Registration No. 100-769  
Sincap II Maxima® Herbicide  
EPA Registration No. 100-817  
Sincap Lite II Maxima® Herbicide  
EPA Registration No. 100-827  
Applications and four letters dated February 2, 1998, requesting label revisions to use the pending common name of the active ingredient 2-metolachlor. Revisions for clarity and adding information on application of products, add a target weed (waterhyacinth), adding a tank mix partner (Cyclo®, not presently registered), tank mix partner names restricted for contact areas to be used, combinations for field corn only, use of Sincap® for salvage weed control in field corn only, and the removal of "Noxious" as a Use Site.

The proposed label revisions for the respective pesticide products listed in your applications and letters have been reviewed and found acceptable as amendments to the respective pesticide product registrations under the Federal Insecticide, Fungicide and Rodenticide Act (FIFRA) as amended provided that you:

- 1. Delete the research and development code name "CGA-77101" from the ingredient statement and use the pending common name "2-metolachlor" in its place in both statements where it is used on each of the subject proposed pesticide product labels. And, that you inform this Agency when the common name is established for this pesticide chemical.

- 2. Submit one (1) copy of the final printed labeling of each of the subject ~~CONCURRENCES~~ products prior to shipping it under the subject respective labeling.

SYMBOL	SURNAME	DATE					

-1-

If these conditions are not complied with, the registration will be subject to cancellation in accordance with FIFRA, section 6(6). Your release for shipment of the pesticide product under the subject labeling constitutes your acceptance of these conditions for that product.

A stamped copy of the respective proposed label is enclosed for your records.

Sincerely yours,

Joanne I. Miller  
Product manager (23)  
Herbicide Branch  
Registration Division (7505C)

ENCLOSURE

Wilson:Diskette:Metolachlor: 02-20-98

CONCURRENCES

SYMBOL							
SURNAME							
DATE							

RED  
(Front Cover of Removable Booklet)  
RESTRICTED USE PESTICIDE  
(GROUND AND SURFACE WATER CONCERNS)

FOR RETAIL SALE TO AND USE ONLY BY CERTIFIED APPLICATORS OR PERSONS UNDER THEIR DIRECT SUPERVISION, AND ONLY FOR THOSE USES COVERED BY THE CERTIFIED APPLICATOR'S CERTIFICATION.

THIS PRODUCT IS A RESTRICTED-USE HERBICIDE DUE TO GROUND AND SURFACE WATER CONCERNS. USERS MUST READ AND FOLLOW ALL PRECAUTIONARY STATEMENTS AND INSTRUCTIONS FOR USE IN ORDER TO MINIMIZE POTENTIAL FOR ATRAZINE TO REACH GROUND AND SURFACE WATER.

Bicep II®

HERBICIDE

For weed control in corn and grain or forage sorghum

2.5 GALLONS  
U.S. Standard Measure

Active Ingredients:

Atrazine: 2-chloro-4-ethylamino-6-isopropylamino-s-triazine .....	27.4%
Atrazine related compounds .....	1.4%
Metolachlor: 2-chloro-N-(2-ethyl-6-methylphenyl)-N-(2-methoxy-1-methylethyl) acetamide .....	34.8%
Inert Ingredients:	36.4%
Total:	100.0%

ACCEPTED  
with COMMENTS  
In EPA Letter Dated

FEB 23 1998

Under the Federal Insecticide, Fungicide, and Rodenticide Act as amended, for the pesticide registered under EPA Reg. No. 100-710

Bicep II contains 2.67 lbs. atrazine + relateds per gallon and 3.23 lbs. metolachlor active ingredient per gallon.

KEEP OUT OF REACH OF CHILDREN.

CAUTION


See additional precautionary statements and directions for use inside booklet.

EPA Reg. No. 100-710

EPA Est. 100-LA-1

NCP 710A-L1N 0198

[QUARK\BICEP II\N-BICEP 2 1/2 G-BKLT-B] - ccg - 1/29/98




**DIRECTIONS FOR USE AND CONDITIONS OF SALE AND WARRANTY**

**IMPORTANT:** Read the entire **Directions for Use** and the **Conditions of Sale and Warranty** before using this product. If terms are not acceptable, return the unopened product container at once.

**CONDITIONS OF SALE AND WARRANTY**

The **Directions for Use** of this product reflect the opinion of experts based on field use and tests. The directions are believed to be reliable and should be followed carefully. However, it is impossible to eliminate all risks inherently associated with use of this product. Crop injury, ineffectiveness, or other unintended consequences may result because of such factors as weather conditions, presence of other materials, or the manner of use or application all of which are beyond the control of Novartis Crop Protection, Inc. or the Seller. All such risks shall be assumed by the Buyer.

Novartis warrants that this product conforms to the chemical description on the label and is reasonably fit for the purposes referred to in the **Directions for Use** subject to the inherent risks referred to above. **Novartis makes no other express or implied warranty of Fitness or Merchantability or any other express or implied warranty. In no case shall Novartis or the Seller be liable for consequential, special, or indirect damages resulting from the use or handling of this product.** Novartis and the Seller offer this product, and the Buyer and user accept it, subject to the foregoing **Conditions of Sale and Warranty**, which may be varied only by agreement in writing signed by a duly authorized representative of Novartis.



**DIRECTIONS FOR USE**

It is a violation of federal law to use this product in a manner inconsistent with its labeling.

Do not apply this product in a way that will contact workers or other persons, either directly or through drift. Only protected handlers may be in the area during application. For any requirements specific to your State or Tribe, consult the agency responsible for pesticide regulation.


**AGRICULTURAL USE REQUIREMENTS**

Use this product only in accordance with its labeling and with the Worker Protection Standard, 40 CFR part 170. This Standard contains requirements for the protection of agricultural workers on farms, forests, nurseries, and greenhouses, and handlers of agricultural pesticides. It contains requirements for training, decontamination, notification, and emergency assistance. It also contains specific instructions and exceptions pertaining to the statements on this label about personal protective equipment (PPE) and restricted-entry interval. The requirements in this box only apply to uses of this product that are covered by the Worker Protection Standard.

**Do not enter or allow worker entry into treated areas during the restricted entry interval (REI) of 24 hours.** Exception: If the product is soil-injected or soil-incorporated, the Worker Protection Standard, under certain circumstances, allows workers to enter the treated area if there will be no contact with anything that has been treated.

PPE required for early entry to treated areas that is permitted under the Worker Protection Standard and that involves contact with anything that has been treated, such as plants, soil, or water is:

- Coveralls
- Waterproof gloves
- Shoes plus socks



**FAILURE TO FOLLOW THE DIRECTIONS FOR USE AND PRECAUTIONS ON THIS LABEL MAY RESULT IN POOR WEED CONTROL, CROP INJURY, OR ILLEGAL RESIDUES.**

---

## **GENERAL INFORMATION**

---

Bicep II is a selective herbicide recommended before planting, before or after emergence (see directions) for control of most annual grasses and broadleaf weeds in corn. Bicep II can also be used before crop emergence for control of most annual grasses and broadleaf weeds in grain or forage sorghum provided the sorghum seed has been properly treated by the seed company with Concep® or Screen®. This product may be tank mixed with AAtrex® 4L (Nine-O®), Dual® formulations, Princep® 4L (Caliber 90®), Banvel®, Bladex® (4L, 90DF) formulations, Extrazine® II, Lorox® or equivalent for weed control in conventional tillage corn. This product may also be tank-mixed with other herbicides specified on this label for weed control in conventional, minimum till, and no-till corn, grain sorghum, or forage sorghum.

**Note:** Tank mixtures are permitted only in those states where the tank-mix partner is registered.

Following many years of continuous use of atrazine (one of the ingredients in Bicep II), and products chemically related to atrazine, biotypes of some of the weeds listed on this label which are controlled by the atrazine component have been reported to develop resistance to this and chemically related herbicides. Where this is known or suspected, and weeds controlled by this product are expected to be present along with resistant biotypes, we recommend the use of Bicep II in combination or in sequence with registered herbicides which do not contain triazines. Consult with your State Agricultural Extension Service for specific recommendations.

*Precautions: (1) If sorghum seed is not properly pretreated with Concep or Screen, Bicep II will severely injure the crop. (2) Injury may occur to sorghum following the use of Bicep II under abnormally high soil moisture conditions during early development of the crop.*

Bicep II alone or in tank mixture with AAtrex, Cycle, Dual, Princep, or Bladex may be applied early preplant, preplant surface, preplant incorporated, or preemergence on corn in water or fluid fertilizer. Apply postemergence treatments of Bicep II to corn using water only as the carrier. Bicep II may be applied in tank-mix combination with Gramoxone Extra, Landmaster BW, or Roundup with or without the above herbicides preplant surface or preemergence to corn. Bicep II alone may also be applied on sorghum early preplant, preplant incorporated, preplant surface, or preemergence in water or in fluid fertilizer.

Bicep II may be applied in water by aircraft. Applications in fluid fertilizer should be only by ground equipment.

To avoid spray drift, do not apply under windy conditions. Avoid spray overlap, as crop injury may result.

Do not apply this product through any type of irrigation system.

Do not apply under conditions which favor runoff or wind erosion of soil containing this product to non-target areas.

To prevent off-site movement due to runoff or wind erosion,

- (1) Avoid treating powdery dry or light sand soils when conditions are favorable for wind erosion. Under these conditions, the soil surface should first be settled by rainfall or irrigation.
- (2) Do not apply to impervious substrates such as paved or highly compacted surfaces.
- (3) Do not use tailwater from the first flood or furrow irrigation of treated fields to treat non-target crops unless at least 1/2 inch of rainfall has occurred between application and the first irrigation.

Where reference is made to weeds partially controlled, partial control can either mean erratic control from good to poor or consistent control at a level below that generally considered acceptable for commercial weed control.

Dry weather following preemergence application of Bicep II or a tank mixture may reduce effectiveness. Cultivate if weeds develop in conventional tillage corn or sorghum.

Observe all precautions and limitations on the label of each product used in tank mixtures.

Thoroughly clean sprayer or other application device before using. Dispose of cleaning solution in a responsible manner. Do not use a sprayer or applicator contaminated with other materials, or crop damage or sprayer clogging of the application device may occur.

### Mixing Instructions

Shake 2.5 gal. jugs well or thoroughly recirculate larger containers and bulk tanks before using. Bicep II is a liquid that may be mixed with water or fluid fertilizer and applied as a spray. Bicep II may also be sprayed onto dry bulk granular fertilizer and applied with the granular fertilizer.



## Dry Bulk Granular Fertilizers

Many dry bulk granular fertilizers may be impregnated or coated with Bicep II and used to control weeds in corn or Concep-treated sorghum.

When applying Bicep II with dry bulk granular fertilizers, follow all directions for use and precautions on the Bicep II label regarding target crops, rates per acre, soil texture, application methods, and rotational crops.

All individual state regulations relating to dry bulk granular fertilizer blending, registration, labeling, and application are the responsibility of the individual and/or company selling the herbicide/fertilizer mixture.

Prepare the herbicide/fertilizer mixture by using any closed drum, belt, ribbon, or other commonly used dry bulk fertilizer blender. Nozzles used to spray Bicep II onto the fertilizer must be placed to provide uniform spray coverage. Care should be taken to aim the spray onto the fertilizer only, avoiding the walls of the blender.

If the herbicide/fertilizer mixture is too wet, add a highly absorptive material, such as Agsorb® F.G. or Celatom MP-79®, or similar granular clay or diatomaceous earth materials, to obtain a dry, free-flowing mixture. Absorptive materials should be added only after the herbicide has been thoroughly blended into the fertilizer mixture. Best application results will be obtained by using a granule of 6/30 particle size or of a size similar to that of the fertilizer material being used. Generally, less than 2% by weight of absorptive material will be needed. Avoid using more than 5% absorptive material by weight.

Calculate the amount of Bicep II to be used by the following:

$$\begin{array}{rclcl} \underline{2,000} & & \text{qts. of Bicep II} & & \text{qts. of Bicep II} \\ \text{lbs. of} & \times & \text{per acre} & = & \text{per ton of} \\ \text{fertilizer} & & & & \text{fertilizer} \\ \text{per acre} & & & & \end{array}$$

## Pneumatic (Compressed Air) Application

High humidity, high urea concentrations, low fertilizer use rates, and dusty fertilizer may cause fertilizer mixtures to build up or plug the distributor head, air tubes, or nozzle deflector plates. To minimize buildup, pre-mix Bicep II with Exxon Aromatic 200 at a rate of 2.0-2.5 pts./gal. of Bicep II. Aromatic 200 is a noncombustible/nonflammable petroleum product. Aromatic 200 may be used in either a fertilizer blender or through direct injection systems. Drying agents should not be used when using Aromatic 200.

**Notes:** (1) Mixtures of Bicep II and Aromatic 200 must be used on dry fertilizer only. Poor results or crop injury may result if these mixtures are



used in water or liquid fertilizer solutions for spraying applications.

(2) When impregnating Bicep II in a blender before application, a drier mixture can be attained by substituting a drying agent for Aromatic 200. The use of Agsorb F.G. or another drying agent of 6/30 particle size is recommended. (3) Drying agents are not recommended for use with On-The-Go impregnation equipment.

*Precautions: To avoid potential for explosion, (1) Do not impregnate Bicep II on ammonium nitrate, potassium nitrate, or sodium nitrate, either alone or in blends with other fertilizers. (2) Do not combine Bicep II with a single superphosphate (0-20-0) or treble superphosphate (0-46-0). (3) Do not use Bicep II on straight limestone, since absorption will not be achieved. Fertilizer blends containing limestone can be impregnated.*

**Application**

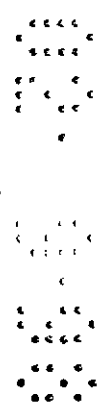
Apply 200-700 lbs. of the herbicide/fertilizer mixture per acre. For best results, apply the mixture uniformly to the soil with properly calibrated equipment immediately after blending. Uniform application of the herbicide/fertilizer mixture is essential in order to prevent possible crop injury or injury to subsequent rotational crops. Non-uniform application may also result in unsatisfactory weed control. In areas where conventional tillage is practiced, a shallow incorporation of the mixture into the soil is recommended to obtain satisfactory weed control. On fine- or medium-textured soils in areas where soil incorporation is not planned, i.e., reduced tillage situations or in some conventional till situations, make applications approximately 30 days before planting to allow moisture to move the herbicide/fertilizer mixture into the soil. On coarse-textured soils, make applications approximately 14 days prior to planting.

*Precautions: (1) To help avoid rotational crop injury, make applications as early as possible, since Bicep II impregnated onto dry bulk granular fertilizers can be expected to last longer in the soil than when Bicep II is applied as a spray in water or fluid fertilizer. (2) To avoid potential crop injury, do not use the herbicide/fertilizer mixture on crops where planting beds are to be formed.*

**Application in Water or Fluid Fertilizers**

**Bicep II Alone:** Fill the spray tank 1/2-3/4 full with water or fluid fertilizer, add the proper amount of Bicep II, then add the rest of the water or fluid fertilizer. Provide sufficient agitation during mixing and application to maintain a uniform suspension.

**Tank Mixtures:** Fill the spray tank 1/2-3/4 full with water or fluid fertilizer, add the proper amount of Bicep II, then add AAtrex, Banvel, linuron, or Princep; next add Dual; then add Gramoxone Extra, Landmaster SW, or Roundup, depending on the tank-mix combination desired; and finally, add the rest of the water or fluid fertilizer. When Bladex is used in the



tank mixture, add it before Bicep II, unless otherwise specified. (See Bladex section under **Bicep II Combinations - Corn** for further mixing instructions.) Provide sufficient agitation during mixing and application to maintain a uniform suspension.

**Compatibility Test:** Check the compatibility of Bicep II and tank mixtures in fluid fertilizer by mixing proportionate quantities in a small container, as described below, before mixing in the spray tank. Nitrogen solutions or complete fluid fertilizers may replace all or part of the water in the spray. Since liquid fertilizers can vary, even within the same analysis, **always check compatibility each time before reuse.** Be especially careful when using complete suspension or fluid fertilizers, as serious compatibility problems are more apt to occur. Commercial application equipment may improve compatibility in some instances. The following test assumes a spray volume of 25 gals./A. For other spray volumes, make appropriate changes in the ingredients. Check compatibility using this procedure:

1. Add 1 pt. of fertilizer to each of 2 one-qt. jars with tight lids.
2. To **one** of the jars, add 1/4 tsp. or 1.2 milliliters of a compatibility agent approved for this use, such as Compex® or Unite® (1/4 tsp. is equivalent to 2 pts./100 gals. spray). Shake or stir gently to mix.
3. To **both** jars, add the appropriate amount of herbicide(s). If more than one herbicide is used, add them separately with dry herbicides first, flowables next, and emulsifiable concentrates last. After each addition, shake or stir gently to thoroughly mix. The appropriate amount of herbicides for this test follows:

**Dry herbicides:** For each pound to be applied per acre, add 1.4 teaspoons to each jar.

**Liquid herbicides:** For each pint to be applied per acre, add 0.5 teaspoon or 2.5 milliliters to each jar.

4. After adding all ingredients, put lids on and tighten, and invert each jar 10 times to mix. Let the mixtures stand 15 minutes and then look for separation, large flakes, precipitates, gels, heavy oily film on the jar, or other signs of incompatibility. Determine if the compatibility agent is needed in the spray mixture by comparing the 2 jars. If either mixture separates, but can be remixed readily, the mixture can be sprayed as long as good agitation is used. If the mixtures are incompatible, test the following methods of improving compatibility: (A) slurry the dry herbicide(s) in water before addition, or (B) add 1/2 of the compatibility agent to the fertilizer and the other 1/2 to the emulsifiable concentrate or flowable herbicide before addition to the mixture. If still incompatible, do not use the mixture.
5. After compatibility testing is complete, dispose of any pesticide

wastes in accordance with the directions in the **Storage and Disposal** section at the end of this label.

**Soil Texture Information**

Within rate ranges in all tables on this label, use the lower rate on soil relatively coarse-textured or low in organic matter; use the higher rate on soil relatively fine-textured or high in organic matter.

Recommendations are based upon soil textures, which are defined as follows:

<b>COARSE</b>	Sand, sandy loam, loamy sand
<b>MEDIUM</b>	Loam, silt loam, silt
<b>FINE</b>	Silty clay loam, sandy clay loam, silty clay, sandy clay, clay loam, clay

**Application Procedures**

**Ground Application:** Use sprayers that provide accurate and uniform application. Screens in nozzles and in suction and in-line strainers should be no finer than 50-mesh. Use a pump with capacity to: (1) maintain 35-40 psi at the nozzles, and (2) provide sufficient agitation in tank to keep mixture in suspension. Unless otherwise specified, use a minimum of 10 gals. of spray mixture per acre. Rinse sprayer thoroughly with clean water immediately after use.

For band applications, calculate amount to be applied per acre as follows:

$$\frac{\text{band width in inches}}{\text{row width in inches}} \times \text{broadcast rate per acre} = \text{amount needed per acre of field}$$

**Low Carrier Application (Broadcast Ground Application Only):** Use sprayers, such as Ag-Chem RoGator®, Hagie, John Deere Hi-Cycle™, John Deere 4700 Sprayer, Melroe Spra-Coupe, Tyler Patriot™, or Willmar Air Ride®, that provide accurate and uniform application. Only water may be used as a carrier. Screens in suction and in-line strainers should be 50-mesh. Manufacturers may require that tip screens as fine as 100-mesh be used with some nozzles. Use a pump with capacity to: (1) maintain up to 35-40 psi at the nozzles, and (2) provide sufficient agitation in tank to keep mixture in suspension. Use a minimum of 5.0 gals. of spray mixture per acre. Maximum recommended sprayer speed is 15 mph. Maintain uniform travel speed while spraying. Rinse sprayer thoroughly with clean water immediately after each use.



**Note:** Low pressure nozzles are recommended to reduce drift and increase application accuracy. Care should be taken when using automatic rate-controlling devices to spray the material within the rated working pressure and flow ranges of the nozzle selected. Nozzle screens should be used when recommended by the manufacturer. All nozzles should be placed on 20-inch centers, except flooding types which should be placed on 40-inch centers. When Flat Fan-type nozzles are used, angles of 80° or 110° are recommended. Always read and follow the manufacturer's directions for optimum setup and performance of their nozzles or tips.

**Aerial Application (for Bicep II alone):** Use aerial application only where broadcast applications are specified. Apply a minimum of 1.0 gal. of water for each 1.0 gal. of this product applied per acre, but for rates below 1.0 gal./A, use in sufficient water to equal 2.0 gals./A of total spray. Avoid applications under conditions where uniform coverage cannot be obtained or where excessive spray drift may occur. In order to assure that spray will be controllable within the target area when used according to label directions, make applications at a maximum height of 10 ft., using low-drift nozzles at a maximum pressure of 40 psi, and restrict application to periods when wind speed does not exceed 10 mph. To assure that spray will not adversely affect adjacent sensitive nontarget plants, apply Bicep II by aircraft at a minimum upwind distance of 400 ft. from sensitive plants.

Avoid application to humans or animals. Flagmen and loaders should avoid inhalation of spray mist and prolonged contact with skin.

**Aerial Drift Management**


Avoiding spray drift at the application site is the responsibility of the applicator. The interaction of many equipment- and weather-related factors determine the potential for spray drift. The applicator and the grower are responsible for considering all these factors when making decisions.

The following drift management requirements must be followed to avoid off-target drift movement from aerial applications to agricultural field crops. These requirements do not apply to forestry applications, public health uses or to applications using dry formulations.

1. The distance of the outer most nozzles on the boom must not exceed 3/4 the length of the wingspan or rotor.
2. Nozzles must always point backward parallel with the air stream and never be pointed downwards more than 45 degrees.

Where states have more stringent regulations, they should be observed.

The applicator should be familiar with and take into account the



information covered in the **Aerial Drift Reduction Advisory Information** section below.

## **Aerial Drift Reduction Advisory Information**

### **Information on Droplet Size**

The most effective way to reduce drift potential is to apply large droplets. The best drift management strategy is to apply the largest droplets that provide sufficient coverage and control. Applying larger droplets reduces drift potential, but will not prevent drift if applications are made improperly, or under unfavorable environmental conditions (see **Wind, Temperature and Humidity, and Temperature Inversions**).

### **Controlling Droplet Size**

- **Volume** - Use high flow rate nozzles to apply the highest practical spray volume. Nozzles with higher rated flows produce larger droplets.
- **Pressure** - Do not exceed the nozzle manufacturer's recommended pressures. For many nozzle types, lower pressure produces larger droplets. When higher flow rates are needed, use higher flow rate nozzles instead of increasing pressure.
- **Number of nozzles** - Use the minimum number of nozzles that provide uniform coverage.
- **Nozzle Orientation** - Orienting nozzles so that the spray is released parallel to the airstream produces larger droplets than other orientations and is the recommended practice. Significant deflection from horizontal will reduce droplet size and increase drift potential.
- **Nozzle Type** - Use a nozzle type that is designed for the intended application. With most nozzle types, narrower spray angles produce larger droplets. Consider using low-drift nozzles. Solid stream nozzles oriented straight back produce the largest droplets and the lowest drift.

### **Boom Length**

For some use patterns, reducing the effective boom length to less than  $\frac{3}{4}$  of the wingspan or rotor length may further reduce drift without reducing swath width.

### **Application Height**

Applications should not be made at a height greater than 10 feet above the top of the largest plants unless a greater height is required for aircraft safety. Making applications at the lowest height that is safe reduces exposure of droplets to evaporation and wind.

### Swath Adjustment

When applications are made with a crosswind, the swath will be displaced downward. Therefore, on the up and downwind edges of the field, the applicator must compensate for this displacement by adjusting the path of the aircraft upwind. Swath adjustment distance should increase, with increasing drift potential (higher wind, smaller drops, etc.).

### Wind

Drift potential is lowest between wind speeds of 2-10 mph. However, many factors, including droplet size and equipment type determine drift potential at any given speed. Application should be avoided below 2 mph due to variable wind direction and high inversion potential. **Note:** Local terrain can influence wind patterns. Every applicator should be familiar with local wind patterns and how they affect spray drift.

### Temperature and Humidity


When making applications in low relative humidity, set up equipment to produce larger droplets to compensate for evaporation. Droplet evaporation is most severe when conditions are both hot and dry.

### Temperature Inversions

Applications should not occur during a temperature inversion because drift potential is high. Temperature inversions restrict vertical air mixing, which causes small suspended droplets to remain in a concentrated cloud. This cloud can move in unpredictable directions due to the light variable winds common during inversions. Temperature inversions are characterized by increasing temperatures with altitude and are common on nights with limited cloud cover and light to no wind. They begin to form as the sun sets and often continue into the morning. Their presence can be indicated by ground fog; however, if fog is not present, inversions can also be identified by the movement of smoke from a ground source or an aircraft smoke generator. Smoke that layers and moves laterally in a concentrated cloud (under low wind conditions) indicates an inversion, while smoke that moves upward and rapidly dissipates indicates good vertical air mixing.

### Sensitive Areas

The pesticide should only be applied when the potential for drift to adjacent sensitive areas (e.g., residential areas, bodies of water, known habitat for threatened or endangered species, non-target crops) is minimal (e.g. when wind is blowing away from the sensitive areas).



---

**BICEP II APPLIED ALONE - CORN (ALL TYPES), GRAIN SORGHUM,  
OR FORAGE SORGHUM**


---

Early Preplant, Preplant Surface-Applied, Preplant Incorporated, or  
Preemergence

Weeds Controlled		Weeds Partially Controlled**
barnyardgrass (watergrass)	carpetweed	sandbur
browntop panicum	chickweed	seedling johnsongrass
crabgrass	cocklebur*	shattercane
crowfootgrass	common purslane	sicklepod
fall panicum	common ragweed	volunteer sorghum
foxtail millet	Florida pusley	woolly cupgrass
giant foxtail	galinsoga	
goosegrass	giant ragweed*	
green foxtail	henbit	
prairie cupgrass	jimsonweed	
red rice	lambsquarters	
signalgrass	morningglory	
( <i>Brachiaria</i> )*	mustards	
southwestern cupgrass	nightshades	
witchgrass	pigweed	
yellow foxtail	smartweed	
yellow nutsedge*	velvetleaf*	
	waterhemp	

\*Control of these weeds can be erratic, especially under dry weather conditions. Control escaped weeds with cultivation or application of an appropriate EPA-registered postemergence herbicide. On fine-textured soils, only partial control can be expected.

\*\*Control may be improved by following these suggested procedures:


1. **In corn**, apply up to the maximum single application rate in Table 1 for your given soil texture and rate limitation based on your soil conservation practices.
2. **Thoroughly till moist soil** to destroy germinating and emerged weeds. If Bicep II is to be applied preplant incorporated, this tillage may be used to incorporate Bicep II if uniform 2-inch incorporation is achieved as recommended under **Application Procedures**.
3. Plant crop into moist soil **immediately after tillage**. If Bicep II is to be used preemergence, apply at planting or immediately after planting.

- 4. If available, **sprinkler irrigate** within 2 days after application. Apply 1/2-1 inch of water. Use lower water volume (1/2 inch) on coarse-textured soils and higher volume (1 inch) on fine-textured soils.
- 5. If irrigation is not possible and rain does not occur within 2 days after planting and application, weed control may be decreased. Under these conditions, a uniform, shallow cultivation is recommended as soon as weeds emerge.

**Bicep II Rate Limitations - Corn and Sorghum\***

\*Where there are state/local requirements regarding atrazine use (including lower maximum rates and/or greater setbacks) which are different from the label, the more restrictive/protective requirements must be followed. Certain states may have established rate limitations within specific geographical areas. Consult your state lead pesticide control agency for additional information. It is a violation of this label to deviate from state use regulations.

**Note:** For purposes of calculating total atrazine active ingredient applied, Bicep II contains 2.67 lbs. a.i. atrazine + relateds per gal. (0.6675 lb. a.i./qt.).





**FOR ALL SOIL APPLICATIONS PRIOR TO CROP EMERGENCE**

• **On Highly Erodible Land (as defined by SCS)**

If conservation tillage is practiced, leaving at least 30% of the soil covered with plant residues at planting, apply a maximum of 3.0 qts./A as a broadcast spray. Refer to "B" in tables following.

If the soil coverage with plant residue is less than 30% at planting, a maximum of 2.4 qts./A may be applied. Refer to "A" in tables following.

• **On Land Not Highly Erodible**

Apply a maximum of 3.0 qts./A as a broadcast spray. Refer to "B" in tables following.

**FOR POSTEMERGENCE APPLICATION TO CORN**

If no atrazine was applied prior to corn emergence, apply a maximum of 3.0 qts./A broadcast. If a postemergence treatment is required following an earlier herbicide application, the total atrazine applied may not exceed 2.5 lbs. active ingredient (3.75 qts. of Bicep II) per acre per calendar year.

**Application Timings**

**Early Preplant (Corn):** Use on medium- and fine- textured soils with minimum-tillage or no-tillage systems in CO, IA, IL, IN, KS, KY, MN, MO, MT, ND, NE, SD, TN, WI, and WY. Apply 2/3 the recommended rate of Bicep II as a split treatment 30-45 days before planting and the remainder at planting, using the rates in Table 1. Applications made less than 30 days prior to planting may be as either a split or single treatment. Use the lower rate for light expected weed infestations and the higher rate for heavy expected weed infestations. On coarse-textured soils, apply 2.4 qts./A not more than 2 weeks prior to planting. The above procedure may be followed if AAtrex or Dual or Princep is used in tank mixtures with Bicep II. Substitute a fluid fertilizer for some or all of the water carrier for burndown of existing annual weeds listed on this label up to the 2-leaf stage of development. The addition of crop oil concentrate to the spray mixture will enhance the burndown activity. If larger weeds are present at the time of treatment, apply in a tank-mixture combination with a contact herbicide (for example, Gramoxone Extra or Roundup). Observe directions for use, precautions, and restrictions on the label of the contact herbicide.

On medium- and fine-textured soils with minimum- or no-tillage systems

in DE, MD, MI, NY, OH, PA, VA, and WV, early preplant applications may be applied following the directions for use above. If the amount of rainfall results in unsatisfactory length of weed control following the earlier treatment, a postemergence application of an appropriately labeled broadleaf and/or grass weed herbicide may be used, i.e., AAtrex, Beacon®, Banvel, Basagran®, bromoxynil (Brominal® or Buctril®), Exceed®, Marksman®, or 2,4-D. If the postemergence treatment includes the herbicide used early preplant, do not exceed the labeled rate for corn on a given soil texture. Observe all directions for use, precautions, and limitations on the label of the postemergent herbicide.

Bicep II may be used according to the above directions to control winter wheat planted as a cover crop in IN, KY, and OH, in addition to providing residual weed control. The wheat must be less than 6 inches tall (preferably still in a dormant or semi-dormant state coming out of winter) at the time of application. Depending on rainfall, 10-20 days may be required to completely kill the wheat. In the event that adequate rainfall does not occur, control of the winter wheat may be unsatisfactory and the application of a contact herbicide (i.e., Gramoxone Extra or Roundup) may be required before planting the crop.

On medium- and fine-textured soils following final seed bed preparation in the Blacklands and Gulf Coast areas of TX, an early preplant application of Bicep II at 1.8-2.2 qts./A may be made 30-45 days before planting. Grass suppression of 2-3 weeks after planting can be expected as a result of this application. Do not incorporate or disturb the soil before planting, and avoid moving the soil during the planting operation. A follow-up application of Dual may be needed in fields with a history of heavy grass pressure. Apply after planting, but before corn and grass weeds emerge.

**Notes:** (1) If a follow-up application of Dual is needed, do not exceed a total of 2.5 lbs. a.i. of metolachlor per acre, including the preplant Bicep II application on medium- or fine-textured soils. On fine-textured soils with more than 3% organic matter, do not exceed 3 lbs. a.i. of metolachlor. (2) To the extent possible, do not move treated soil out of the row or move untreated soil to the surface during planting, or weed control will be diminished.



**Table 1: Bicep II - Early Preplant - Corn**

Soil Texture	Single Application	Split Application*	
		30-45 DBP**	At Planting
<b>COARSE</b> Sand, loamy sand, sandy loam	2.4 qts./A	DO NOT APPLY	
<b>MEDIUM</b> Loam, silt loam, silt	A. 2.4 qts./A	1.6 qts./A	0.8 qt./A
	B. 2.4-3.0 qts./A	1.6 qts./A to 2.0 qts./A	0.8 qt./A to 1.0 qt./A
<b>FINE</b> Sandy clay loam, silty clay loam, clay loam, silty clay, sandy clay, clay	A. 2.4 qts./A	1.6 qts./A	0.8 qt./A
	B. 3.0 qts./A	2.0 qts./A	1.0 qt./A

\*Split applications can be made less than 30 days before planting if desired.

\*\*DBP – Days before planting.

- A. Do not exceed this rate on highly erodible land with less than 30% plant residue cover. Control of certain weeds may be reduced and a tank-mix partner or an application of a postemergence herbicide may be needed.
- B. Use these rates for all other applications.

**Early Preplant (Sorghum-Seed Treated with Concep or Screen):** For minimum-tillage and no-tillage systems only, Bicep II may be applied up to 45 days before planting grain sorghum in IA, IL, eastern KS, MO, NE, and SD, using the rates in Table 2. Use only split applications for treatments made 30-45 days before planting with 2/3 the recommended rate applied initially and the remaining 1/3 at planting. Applications made less than 30 days prior to planting may be made as either a split or single application.


Substitute a fluid fertilizer for some or all of the water carrier for burn-down of existing annual weeds listed on this label up to the 2-leaf stage

of development. The addition of crop oil concentrate to the spray mixture will enhance the burndown activity. If larger weeds are present at the time of treatment, apply in a tank-mixture combination with a contact herbicide (for example, Gramoxone Extra, Landmaster BW, or Roundup). Observe directions for use, precautions, and restrictions on the label of the contact herbicide. Under dry conditions, irrigation after application is recommended to move Bicep II into the soil.

**Note:** To the extent possible, do not move treated soil out of the row or move untreated soil to the surface during planting, or weed control will be diminished. Do not use on coarse soils. Do not use on medium soils with less than 1.0% organic matter.

On medium- and fine-textured soils following final seed bed preparation in the Blacklands, Panhandle, and Gulf Coast areas of TX, an early pre-plant application of Bicep II at 1.8-2.2 qts./A may be made 30-45 days before planting. Grass suppression of 2-3 weeks after planting can be expected as a result of this application. Do not incorporate or disturb the soil before planting, and avoid moving the soil during the planting operation. A follow-up application of Dual may be needed in fields with a history of heavy grass pressure. Apply after planting, but before sorghum and grass weeds emerge.

**Notes:** (1) Do not use on soils with a pH greater than 8.0 if grain sorghum is to be planted. (2) If a follow-up application of Dual is needed, do not exceed a total of 2.25 lbs. a.i. of metolachlor per acre, including the early preplant Bicep II application on medium-textured soils. On fine-textured soils, do not exceed 2.5 lbs. a.i. of metolachlor per acre.



**Table 2: Bicep II - Early Preplant - Grain or Forage Sorghum (Seed treated with Concep or Screen)**

Soil Texture	Organic Matter Content	Single Application	Split Application*	
			30-45 DBP**	At Planting
<b>COARSE</b> Sand, loamy sand, sandy loam	any level	DO NOT USE	DO NOT USE	
<b>MEDIUM</b> Loam, silt loam, silt	A. more than 1.0%	2.4 qts./A	1.6 qts./A	0.8 qt./A
	less than 1.0%	DO NOT USE	DO NOT USE	
<b>FINE</b> Sandy clay loam, silty clay loam, clay loam, sandy clay, silty clay, clay	B. more than 1.0%	2.4 qts./A to 2.7 qts./A	1.6 qts./A to 1.8 qts./A	0.8 qt./A to 0.9 qt./A
	A. more than 1.0% 1.0%-1.5%	2.4 qts./A to 2.7 qts./A	1.6 qts./A to 1.8 qts./A	0.8 qt./A to 0.9 qt./A
	B. more than 1.5%	2.7 qts./A to 3.0 qts./A	1.8 qts./A to 2.0 qts./A	0.9 qt./A to 1.0 qt./A

\*Split applications can be made less than 30 days before planting if desired.

\*\*DBP – Days before planting.

- A. Do not exceed this rate on highly erodible land with less than 30% plant residue cover. Control of certain weeds may be reduced and a tank-mix partner or an application of a postemergence herbicide may be needed.
- B. Use these rates for all other applications.


**Preplant Surface, Preplant Incorporated, or Preemergence (Corn or Sorghum-Seed Treated with Concep or Screen):** Apply Bicep II preplant surface, preplant incorporated, or preemergence, using the appropriate rates from Table 3 for corn, or from Table 4 for sorghum.

**Preplant Surface:** Apply uniformly to the soil surface within 14 days before planting. Where applications are made to coarse soils more than

7 days before planting, use the rates in Table 1 for corn.

**Preplant Incorporated:** Apply to the soil and incorporate into the top 2 inches of the soil within 14 days before planting, using a finishing disk, finishing harrow, rolling cultivator, or similar implement capable of providing uniform 2-inch incorporation. Use the preplant incorporated method if furrow irrigation is used or when a period of dry weather after application is expected. If crop is to be planted on beds, apply and incorporate after bed formation.

**Preemergence:** Apply to the soil surface at planting (behind the planter) or after planting, but before weeds or crop emerge.



**Table 3: Bicep II - Preplant Surface, Preplant Incorporated, or Preemergence - Corn**

Soil Texture	Broadcast Rate Per Acre	
	Less Than 3% Organic Matter	3% Organic Matter or Greater
<b>COARSE</b> Sand, loamy sand, sandy loam	1.5 qts.	1.8 qts.
<b>MEDIUM</b> Loam, silt loam, silt	1.8 qts.	2.4 qts.
<b>FINE</b> Sandy clay loam, silty clay loam, clay loam, sandy clay, silty clay, clay	2.4 qts.	A. 2.4 qts.
		B. 2.4-3 qts.*
Muck or peat soils (more than 20% organic matter)	DO NOT USE	

\*For cocklebur, yellow nutsedge, and velvetleaf control on fine-textured soils above 3% organic matter: Apply 3 qts. of Bicep II per acre.

- A. Do not exceed this rate on highly erodible land with less than 30% plant residue cover. Control of certain weeds may be reduced and a tank-mix partner or an application of a postemergence herbicide may be needed.
- B. Use this rate for all other applications.

**Notes:** (1) In the event of escape of annual weeds following an early preplant, preplant surface, preplant incorporated, or preemergence treatment of Bicep II applied alone or in combination, follow with a postemergence application of an appropriately labeled broadleaf and/or grass weed herbicide, i.e., AAtrex, Beacon, Accent®, Banvel, Basagran, Brominal, Buctril, Exceed, Marksman, or 2,4-D. If the postemergence treatment includes the herbicide used in the earlier treatment, do not exceed the labeled rate for corn on a given soil texture. (2) Brominal or Buctril may be applied postemergence alone or in tank-mix combination with AAtrex. Do not exceed 1.2 lbs. a.i./A of AAtrex in tank-mix combination with Brominal or Buctril postemergence. Refer to the AAtrex, Brominal, and Buctril labels for specific rates and precautions. (3) If AAtrex or another product containing atrazine is used postemergence following application

of Bicep II, do not exceed a total of 2.5 lbs. a.i./A of atrazine per year. (4) Substitute a fluid fertilizer for some or all of the water carrier for burndown of existing annual weeds listed on this label up to the 2-leaf stage of development. The addition of crop oil concentrate to the spray mixture will enhance the burndown activity. If larger weeds are present, add a contact herbicide as noted in the **Bicep II Combinations** section of this label.

**Table 4: Bicep II - Preplant Surface, Preplant Incorporated, or Preemergence - Grain or Forage Sorghum\* (Seed treated with Concep or Screen)**

Soil Texture	Organic Matter	Broadcast Rate Per Acre
<b>COARSE</b> Sand, loamy sand, sandy loam	any level	DO NOT USE
<b>MEDIUM and FINE</b> Loam, silt loam, silt, sandy clay loam, silty clay loam, clay loam, sandy clay, silty clay, clay	less than 1.0%	DO NOT USE
	more than 1.0%	1.8-2.4 qts.

\*Do not use in NM or TX, except in the TX Panhandle, Gulf Coast, and Blacklands areas. Do not apply preplant incorporated in AZ or the Imperial Valley of CA.

**Note:** Substitute a fluid fertilizer for some or all of the water carrier for burndown of existing annual weeds listed on this label up to the 2-leaf stage of development. The addition of crop oil concentrate to the spray mixture will enhance the burndown activity. If larger weeds are present at the time of treatment, add a contact herbicide as noted in the **Bicep II Combination** section of this label.

*Precautions: To avoid possible crop injury, (1) Do not apply Bicep II on highly alkaline soils (pH greater than 8.0) or on eroded areas where calcareous subsoils are exposed. (2) Do not apply Bicep II when sorghum is planted in deep furrows because heavy rains following application can cause excessive concentrations of herbicide in the furrow. (3) Do not apply to sorghum grown under dry mulch tillage. (4) Injury may occur if both Bicep II applied early preplant, preplant surface, preplant incorporated, or preemergence and an at-planting systemic insecticide applied in-furrow are used. (5) In addition, sorghum growing under stress caused by*



minor element deficiency may be injured by Bicep II.

**Rotational Crops**

Do not rotate to food or feed crops other than those listed below:

(1) If treated crop is lost due to poor germination, hail, flood, insects, etc., corn may be replanted immediately or sorghum may be replanted immediately, provided the seed has been properly treated with Concep or Screen. Do not make a second broadcast application. If the original application was banded and the second crop is planted in the untreated row middles, a second banded treatment may be applied. (2) Corn, sorghum, soybeans, cotton, or peanuts may be planted the spring following treatment. Do not graze or feed forage or fodder from cotton to livestock, or illegal residues may result. (3) Injury may occur to soybeans planted the year following application on soils having a calcareous surface layer. (4) In eastern parts of the Dakotas, KS, western MN, and NE, do not rotate to soybeans for 18 months following application if the rate applied to corn or sorghum was more than 2.0 lbs. a.i. of atrazine or equivalent band application rate, or soybean injury may occur. (5) If applied after June 10, do not rotate with crops other than corn or sorghum the next year, or crop injury may occur. (6) In the High Plains and Intermountain areas of the West, where rainfall is sparse and erratic or where irrigation is required, use only when corn or sorghum is to follow corn or sorghum, or a crop of untreated corn or sorghum is to precede other rotational crops. (7) Do not plant sugar beets, tobacco, vegetables (including dry beans), spring-seeded small grains, or small-seeded legumes the year following application, or injury may occur.

**Postemergence Broadcast – Corn**

<b>Weeds Controlled</b>	<b>Weeds Partially Controlled</b>
barnyardgrass (watergrass)	yellow nutsedge
cocklebur	
common ragweed	
crabgrass	
crowfootgrass	
fall panicum	
giant foxtail	
green foxtail	
yellow foxtail	
jimsonweed	
kochia	
lambsquarters	
momingglory	
mustard	
pigweed	
prickly sida	
purslane	
smartweed	
velvetleaf	
waterhemp	

**Application:** Apply early postemergence, using the appropriate rate from Table 5. Apply this treatment before grass and broadleaf weeds

pass the 2-leaf stage and before corn exceeds 5 inches in height. Application to weeds larger than the 2-leaf stage will generally result in unsatisfactory control. Occasional corn leaf burn may result, but this should not affect later growth or yield. Do not apply postemergence in fluid fertilizer, or severe crop injury may occur.

**Note:** To avoid possible illegal residues, do not graze or feed forage from treated areas for 30 days following application.

**Table 5: Postemergence Broadcast - Corn**

Soil Texture	Broadcast Rate Per Acre
<b>COARSE</b> Sand, loamy sand, sandy loam	1.8 qts.
<b>MEDIUM</b> Loam, silt loam, silt	2.4 qts.
<b>FINE</b> Sandy clay loam, silty clay loam, clay loam, sandy clay, silty clay, clay	2.4-3 qts.*

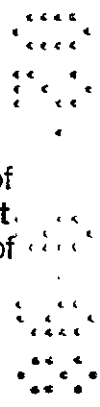
\*For better residual control of cocklebur, velvetleaf, and yellow nutsedge on fine-textured soils above 3% organic matter, apply 3 qts. of Bicep II per acre.

**Notes:** (1) If Bicep II has been applied early preplant, preplant surface, preplant incorporated, or preemergence, do not exceed a total of 3.75 qts./A of Bicep II on a corn crop. (2) If AAtrex (atrazine) or AAtrex plus Dual tank mixtures have been applied early preplant, preplant surface, preplant incorporated, or preemergence, limit the Bicep II early post application not to exceed a total of 2.5 lbs. of active ingredient in AAtrex or 6 lbs. of the active ingredient in Dual per acre on a corn crop, or illegal residues may result.

**Rotational Crops:** Follow the preceding crop rotation instructions for **Bicep II - Early Preplant, Preplant Surface-Applied, Preplant Incorporated, or Preemergence**

**Postemergence-Directed - Corn**

Bicep II may be applied at 1.5-3.0 qts./A in a minimum of 15 gals. of water as a postemergence directed treatment to corn to extend control of weeds listed in the **Early Preplant, Preplant Surface-Applied, Preplant Incorporated, Preemergence, or Postemergence Broadcast** section of the corn label. Apply using the appropriate rate from Table 6.



For best results, apply Bicep II to weed-free soil following use of a pre-plant surface, preplant incorporated, or preemergence herbicide, or following a lay-by cultivation. If weeds have emerged at the time of Bicep II application, apply before grass and broadleaf weeds exceed the 2-leaf stage. Application to weeds larger than the 2-leaf stage will generally give unsatisfactory control. Apply to corn not exceeding 12 inches in height. Minimize contact with corn leaves. Do not apply postemergence in fluid fertilizer, or severe crop injury may occur.

**Note:** To avoid possible illegal residues, do not graze or feed forage from treated areas for 30 days following application.

**Table 6: Postemergence-Directed - Corn**

Soil Texture	Broadcast Rate Per Acre
<b>COARSE</b> Sand, loamy sand, sandy loam	1.5 qts.
<b>MEDIUM</b> Loam, silt loam, silt	2.4 qts.
<b>FINE</b> Sandy clay loam, silty clay loam, clay loam, sandy clay, silty clay, clay	2.4-3 qts.*

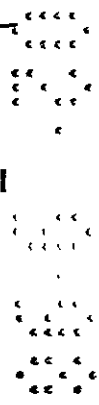
\*For better residual control of cocklebur, velvetleaf, and yellow nutsedge on fine-textured soils above 3% organic matter, apply 3 qts. of Bicep II per acre.

**Notes:** (1) If Bicep II has been applied early preplant, preplant surface, preplant incorporated, or preemergence, do not exceed a total of 3.75 qts./A of Bicep II on a corn crop. (2) If AAtrex plus Dual tank mixtures have been applied preplant surface, preplant incorporated, or preemergence, limit the Bicep II post-directed application not to exceed a total of 2.5 lbs. of the active ingredient in AAtrex or 6 lbs. of the active ingredient in Dual per acre on a corn crop, or illegal residues may result.

**BICEP II COMBINATIONS - CORN\***

Always follow label instructions for tank-mix products when mixing with Bicep II.

\*When tank-mixing Bicep II with AAtrex formulations, refer to the **Bicep II Rate Limitations** section of this label. Do not exceed the following:



On highly erodible land with less than 30% plant residue cover prior to crop emergence	1.6 lbs. a.i. of atrazine
On other land prior to crop emergence	2.0 lbs. a.i. of atrazine
Postemergence applications only – any land	2.0 lbs. a.i. of atrazine
Preemergence + postemergence applications	2.5 lbs. a.i. of atrazine

### Tank Mixture with AAtrex, Dual, Princep, Bladex, or Extrazine II - Conventional Tillage

**AAtrex (4L or Nine-O):** Add up to 1 qt. of AAtrex 4L (1.1 lbs. Nine-O) per acre to the rate of Bicep II recommended in Table 3 in the southeastern U.S. where high rainfall can shorten the duration of control of broadleaf weeds, and in all areas where heavy infestations of cocklebur, morning-glory, velvetleaf, or other broadleaf weeds claimed are expected.

**Dual:** Add up to 0.5 pt. of Dual per acre to the rate of Bicep II recommended in Table 3 when heavy infestations of yellow nutsedge, sandbur, or seedling johnsongrass are expected.

**Princep (4L or Caliber 90):** Add up to 1 qt. of Princep 4L (1.1 lbs. of Caliber 90) per acre to the rate of Bicep II recommended in Table 3 where heavy infestations of crabgrass or fall panicum are expected or additional control of certain broadleafs is desired.

**Bladex (4L or 90DF):** Add up to 2 qts. of Bladex 4L (2.2 lbs. of 90DF) per acre. When Bladex is added, the rate of Bicep II suggested in Table 3 should be reduced by not more than 25% for a given soil texture in the Clarion-Nicollet-Webster soil association in northern IA and southern MN, or in other areas where soybean rotational concerns exist. **Note:** Crop injury may occur if this combination is applied postemergence to corn.

**Extrazine II:** Add 1-2 qts. of Extrazine II 4L (1.1-2.2 lbs. of Extrazine II DF) per acre to the rate of Bicep II in Table 3. For purposes of calculating the total atrazine rate, Extrazine II 4L contains 0.25 lb. of atrazine per quart. Do not exceed a total of 2.5 lbs. of atrazine active ingredient per acre per calendar year. **Note:** Crop injury may occur if this combination is applied postemergence to corn.

**Note:** Check the compatibility of Bicep II tank mixtures with Bladex or Extrazine II before mixing in spray tank by using the procedure described under **Application in Water or Fluid Fertilizers**. Always use Unite (or an equivalent compatibility agent) at 2.0 pts./100 gals. when using Bladex

90DF in tank mixtures with Bicep II. Compatibility testing is especially critical when using Bladex 90DF combinations. Always add Bladex or Extrazine II to the spray tank before Bicep II, regardless of which Bladex or Extrazine II formulation is used.

**Tank Mixture of Bicep II Alone or Bicep II + AAtrex, Dual, Princep, Bladex, or Extrazine II, with Gramoxone Extra, Landmaster BW, or Roundup for Minimum-Tillage or No-Tillage Systems**

In minimum-tillage or no-tillage systems where corn is planted directly into a cover crop, stale seedbed, established sod, or previous crop residues, the contact herbicides Gramoxone Extra, Landmaster BW, or Roundup should be tank-mixed with Bicep II alone or with Bicep II + AAtrex, Dual, Princep, Bladex, or Extrazine II. When used as directed, the Gramoxone Extra portion of the tank mixture controls most emerged annual weeds and suppresses many perennial weeds. Landmaster BW or Roundup combinations will control emerged annual and perennial weeds when applied as directed on its label. The Bicep II portion of the tank mixture provides preemergence control of the weeds listed on this label in the **Bicep II Alone** section for corn. The addition of AAtrex, Dual, Princep, Bladex, or Extrazine II offers the advantage indicated for each under **Conventional Tillage**.

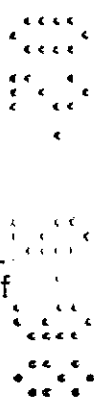
**Application:** Apply before, during, or after planting, but before corn emerges, at the appropriate rate in Table 7. Up to 1 qt. of AAtrex 4L (1.1 lbs. of Nine-O), or 2 qts. of Bladex 4L (2.2 lbs. of 90DF), or 0.5 pt. of Dual, or 1.0-2.0 qts. of Extrazine II 4L (1.1-2.2 lbs. of Extrazine II DF), or 1.0 qt. of Princep 4L (1.1 lbs. of Caliber 90) per acre may be added to the rate of Bicep II recommended in Table 7. Add Gramoxone Extra, Landmaster BW, or Roundup at labeled rates.

Apply in 20-60 gals. of water per acre with conventional spray equipment.

**Tank Mixture of Bicep II Alone or Bicep II + AAtrex or Bladex, or Extrazine II with 2,4-D or 2,4-D + Banvel for Minimum-Tillage or No-Tillage Systems**

In minimum-tillage or no-tillage systems where corn is planted directly into a cover crop, stale seedbed, established sod, or previous crop residues, Bicep II may be applied in combination with AAtrex, Bladex, or Extrazine II. When used as directed, the Bicep II portion of the tank mixture provides preemergence control of the weeds listed on this label in the **Bicep II Alone** section for corn. The addition of AAtrex, Bladex, or Extrazine II offers the advantage indicated for each under **Conventional Tillage**.

**Application:** Apply Bicep II before, during, or after planting, but before corn emerges, at the appropriate rate in Table 7. Up to 1 qt. of AAtrex 4L (1.1 lbs. of Nine-O) or 2 qts. of Bladex 4L (2.2 lbs. of 90DF) or 1-2 qts. of



Extrazine II 4L (1.1-2.2 lbs. of Extrazine II DF) per acre may be added to the rate of Bicep II recommended in Table 7.

Where heavy crop residues exist, add an appropriately labeled 2,4-D amine or low volatile ester to the spray tank last and apply in a minimum of 25 gals. of carrier per acre.

As carriers, nitrogen solutions and complete liquid fertilizers, applied before corn emergence, enhance burndown of existing weeds, and therefore are recommended instead of water. Add X-77® surfactant at 1.0-2.0 qts./100 gals. of diluted spray, or another surfactant cleared for use on growing crops at its recommended rate. Apply before weeds exceed 3 inches in height. If alfalfa is present, add Banvel to the spray mixture at 0.33-0.5 pt./A and apply before alfalfa exceeds 6 inches in height.

For fields with existing sod grasses (e.g., bromegrass, orchardgrass, rye, or timothy), when existing weeds exceed 3 inches in height or when very dry conditions exist, add Gramoxone Extra at the rate of 2.5 pts./A in place of, or in addition to, 2,4-D, as indicated above. Do not apply Gramoxone Extra in suspension- type liquid fertilizer. Observe all directions for use, precautions, and limitations on the respective product labels when applying these products in tank-mix combination.

**Note:** When applying Bicep II and Bladex or Extrazine II in tank-mix combination, follow directions under **Conventional Tillage** to ensure compatibility of these products in the tank mixture. Do not exceed a total of 2.5 lbs. of atrazine active ingredient per acre per calendar year.




**Table 7: Bicep II for Minimum-Tillage or No-Tillage Corn**

<b>Soil Texture</b>	<b>Broadcast Rate Per Acre</b>
<b>COARSE</b> Sand, loamy sand, sandy loam	1.8 qts.
<b>MEDIUM</b> Loam, silt loam, silt	2.4 qts.
<b>FINE</b> Sandy clay loam, silty clay loam, clay loam, sandy clay, silty clay, clay	A. 2.4 qts.
	B. 2.4-3 qts.*
Muck or peat soils	DO NOT USE

\*For cocklebur, yellow nutsedge, and velvetleaf control on fine-textured soils above 3% organic matter, apply 3 qts. of Bicep II per acre.

- A. Do not exceed this rate on highly erodible land with less than 30% plant residue cover. Control of certain weeds may be reduced and a tank-mix partner or an application of a postemergence herbicide may be needed.
- B. Use this rate for all other applications.



**Tank Mixture with Linuron for Control of Lambsquarters and Pigweed**

For prolonged control of lambsquarters and pigweed in DE, MD, NJ, NY, PA, VA, and WV, Bicep II may be applied preemergence in combination with linuron. Apply Bicep II according to the rates in Table 3 and linuron according to the following rates:

Soil Texture	Broadcast Rate Per Acre
Sandy loam (1-3% organic matter)	0.67 lb. Lorox*
Sandy loam (3-6% organic matter)	1.0 lb. Lorox*
Medium- and fine-textured soils (1-6% organic matter)	1.0 lb. Lorox*

\*When using Lorox L or Lorox DF, use equivalent rates. One pt. of Lorox L equals 1 lb. of Lorox DF.

Follow instructions and precautions on the Bicep II and Lorox labels when tank-mixing these products.

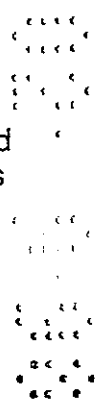
**Rotational Crops:** Follow the crop rotation instructions in the **Bicep II Alone** section for corn.

**BICEP II COMBINATIONS - FIELD CORN ONLY**

**Tank Mixture with Broadstrike\*+Dual® for Preemergence Weed Control in Field Corn Only**

Reduced rates of Broadstrike+Dual herbicide and Bicep II herbicide may be tank mixed for control of several annual grasses and broadleaf weeds in field corn. In addition to the weeds listed as controlled on the Bicep II label, this mixture will control velvetleaf and triazine resistant populations of lambsquarters, pigweed and velvetleaf. Weeds partially controlled by this tank-mix include those under the **Weeds Partially Controlled** section of the Bicep II label plus common ragweed and morningglory. Control of a few weeds can be erratic. Refer to the **Weeds Controlled** section of this label for further information.

The Broadstrike+Dual and Bicep II tank mix may be applied preplant incorporated, preemergence, or applied postemergence through the "spike" stage of corn growth, but before weed emergence. When applied postemergence to the crop, apply only with water before corn is 2 inches tall and first true leaf is unfurled. Target weeds which have emerged at the time of application may not be controlled.





**Mixing Instructions**

Fill the spray tank 1/4 to 1/2 full with water or liquid fertilizer and start agitation. Add the required amount of Bicep II and allow to become fully dispersed, then add the required amount of Broadstrike+Dual, then add the rest of the water or liquid fertilizer. For tank mixtures with liquid fertilizer, always check compatibility as described on the labels for Bicep II and Broadstrike+Dual.

**Precautions and Restrictions:**

- Do not apply more than 2 weeks before planting.
- Do not apply to field corn grown for seed.
- Do not use when Counter® or Thimet® insecticides are to be applied due to the risk of severe crop injury.
- Plant corn at least 1 1/2 inches deep.
- Refer to the product labels for Broadstrike+Dual and Bicep II for specific use restrictions, use precautions, and rotational crop intervals. The most restrictive provisions on either label shall apply.

**Table 8: Broadcast Application Rates Per Acre For Preemergence Weed Control in Field Corn**

Soil Texture	Less Than 3% Organic Matter <sup>1</sup>		Greater Than 3% Organic Matter	
	Broadstrike+Dual + (pints)	Bicep II (pints)	Broadstrike+Dual (pints)	+ Bicep II (pints)
Coarse	1.5	- 1.5	1.5	+ 1.5
Medium	1.5-1.75 <sup>2</sup>	+ 2.0	1.75	+ 2.0
Fine	1.75	+ 2.0	2.0	+ 2.0-2.5 <sup>2</sup>

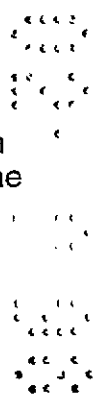
<sup>1</sup>Application on soils with <1.5% organic matter may result in unacceptable crop injury.

<sup>2</sup>Use the higher rate in fields with heavy weed pressure.

Follow directions in the **Bicep II Applied Alone** section of this label for improved control of certain weeds.

Add 1-2 pts./A of AAtrex 4L or equivalent rate of AAtrex Nine-O for an improved spectrum of broadleaf control and for more effective burndown in no-till or minimum till situations. Follow atrazine rate restrictions on the AAtrex label.

**Note:** Triazine "resistant" weeds (triazine tolerant biotypes) are con-



trolled by the tank mixture of Broadstrike+Dual and Bicep II.

**TANK MIXTURE WITH EXCEED® OR SPIRIT™ AND ACCENT FOR SALVAGE WEED CONTROL IN FIELD CORN ONLY**

**Bicep II + Exceed:** Apply 1.5 to 2.0 qts./A of Bicep II + 1.0 oz./A of Exceed to corn that is 4 to 12 inches tall. The application may be broadcast, semi-directed, or directed. The Bicep II rate is based on soil texture, with 1.5 qts./A on coarse, and 2.0 qts./A on medium and fine soils. Add a nonionic surfactant at 0.25% v/v.

This mixture is effective for control of many annual broadleaf weeds and some grasses. A few instances of broadleaf weed control antagonism have been observed with this combination. Control of certain annual grasses can be improved with the addition of Accent.

**Bicep II + Exceed + Accent:** Apply the same rates of Bicep II and Exceed as mentioned above. Add Accent at 0.33 oz./A for more effective control of certain annual grasses. Apply to field corn between 4 and 12 inches. Add a nonionic surfactant at 0.25% v/v.

**Bicep II + Spirit:** Spirit herbicide at 1.0 oz./A can be substituted in place of Exceed in the above combinations in field corn only.


**Notes:** Do not use fertilizer or crop oil concentrate with these mixtures or injury to field corn may occur. The combination of Bicep II with other products for postemergence weed control in corn is generally not recommended. **These combinations may cause injury and/or weed control concerns that would not exist when the products are used separately.** A certain inherent risk is involved with the various combinations of these products used postemergence in corn. It should be noted that early preplant, preplant incorporated, or preemergence control of these weeds would usually provide more timely weed control resulting in higher yields than postemergence treatments.

**Mixing Order**

Add these products to the tank mix in the following order:

1. Products in water-soluble bags should be added first.
2. Bicep II.
3. Additives.

**Precautions:** (1) Follow all label instructions, precautions, and rotational restrictions for individual products when making these applica-



tions to field corn. When Bicep II is applied after June 10, crop injury may occur the following year if you rotate to crops other than corn or sorghum. (2) In-row weed control may be reduced because of lack of coverage when applied to corn over 4 inches tall.

---

**BICEP II COMBINATIONS - GRAIN SORGHUM (SEED TREATED WITH CONCEP OR SCREEN)**

---


**Tank Mixture of Bicep II with Gramoxone Extra, Landmaster BW, or Roundup for Minimum-Tillage or No-Tillage Systems**

In minimum-tillage or no-tillage systems where grain sorghum is planted directly into a cover crop, stale seedbed, established sod, or previous crop residues, the contact herbicides Gramoxone Extra, Landmaster BW, or Roundup may be tank mixed with Bicep II. When used as directed, the Gramoxone Extra portion of the tank mixture controls most emerged annual weeds and suppresses many perennial weeds. Landmaster BW or Roundup combinations will control emerged annual and perennial weeds when applied as directed on its label. The Bicep II portion of the tank mixture provides preemergence control of the weeds listed on this label in the **Bicep II Applied Alone** section.

Refer to the label of each product used in combination and observe the planting details, restrictions, and all other precautions and limitations.

**Application:** Apply before, during, or after planting, but before grain sorghum emerges, at the appropriate rate in Table 9. Add Gramoxone Extra, Landmaster BW, or Roundup at labeled rates.

Apply in a minimum of 20 gals. of water per acre with conventional spray equipment.



**Table 9: Bicep II for Minimum-Tillage or No-Tillage Grain Sorghum\* (Seed treated with Concep or Screen)**

Soil Texture	Organic Matter	Broadcast Rate Per Acre
<b>COARSE</b> Sand, loamy sand, sandy loam	any level	DO NOT USE
<b>MEDIUM and FINE</b> Loam, silt loam, silt, sandy clay loam, silty clay loam, clay loam, sandy clay, silty clay, clay	less than 1.0%	DO NOT USE
	1-1.5%	1.8 qts.
	more than 1.5%	2.1-2.4 qts.

\*Do not use in NM or TX, except the TX Panhandle, Gulf Coast, and Blacklands areas. Do not apply preplant incorporated in AZ or the Imperial Valley of CA.

*Precautions: To avoid possible crop injury, (1) Do not apply Bicep II on highly alkaline soils (pH greater than 8.0) or on eroded areas where calcareous subsoils are exposed. (2) Do not apply Bicep II when sorghum is planted in deep furrows because heavy rains following application can cause excessive concentrations of herbicide in the furrow. (3) Do not apply to sorghum grown under dry mulch tillage. (4) Injury may occur if both Bicep II applied early preplant, preplant surface, preplant incorporated, or preemergence and an at-planting systemic insecticide applied in-furrow are used. (5) In addition, sorghum growing under stress caused by minor element deficiency may be injured by Bicep II.*

**Rotational Crops:** Follow the crop rotation instructions in the **Bicep II Alone** section.

**STORAGE AND DISPOSAL**

**Storage**

Ground water contamination may be reduced by diking and flooring of permanent liquid bulk storage sites with an impermeable material.

**Pesticide Disposal**

Do not contaminate water, food, or feed by storage, disposal, or cleaning of equipment. Open dumping is prohibited. Improper disposal of unused pesticide, spray mixture, or rinsate is a violation of federal law. Pesticide, spray mixture, or rinsate that cannot be used according to label instructions must be disposed of according to federal, state, or local procedures. For guidance in proper disposal methods, contact your State Pesticide or Environmental Control Agency, or the Hazardous Waste representative at the nearest EPA Regional Office.

**Container Disposal**

Do not reuse empty container. Triple rinse (or equivalent), puncture and dispose of in a sanitary landfill, or by incineration, or by open burning, if allowed by state and local authorities. If burned, keep out of smoke.

For minor spills, leaks, etc., follow all precautions indicated on this label and clean up immediately. Take special care to avoid contamination of equipment and facilities during cleanup procedures and disposal of wastes. In the event of a major spill, fire, or other emergency, call 1-800-888-8372, day or night.

---

**PRECAUTIONARY STATEMENTS**

---

**Hazards to Humans and Domestic Animals**

**CAUTION**

Causes moderate eye irritation. Harmful if swallowed, inhaled, or absorbed through the skin. Avoid contact with skin, eyes, or clothing. Avoid breathing vapor or spray mist. This product may cause skin sensitization reactions in some people.


**Statement of Practical Treatment**

**If in eyes:** Flush eyes with plenty of water. Get medical attention if irritation persists.

**If swallowed:** Call a physician or Poison Control Center. Drink 1 or 2 glasses of water and induce vomiting by touching back of throat with finger. Do not induce vomiting or give anything by mouth to an unconscious person.

**If inhaled:** Move to fresh air. Get medical attention.

**If on skin:** Wash with plenty of soap and water. Get medical attention if



irritation persists.

**Note to Physician:** If Bicap II is ingested, induce emesis or lavage stomach. The use of an aqueous slurry of activated charcoal should be considered.

**Personal Protective Equipment**

**Applicators and other handlers must wear:**

- Long-sleeved shirt and long pants
- Waterproof gloves
- Shoes plus socks

Follow manufacturer's instructions for cleaning/maintaining PPE. If no such instructions for washables, use detergent and hot water. Keep and wash PPE separately from other laundry.

**Engineering Control Statements**

Mixers and loaders supporting aerial applications are required to use closed systems. The closed system must be used in a manner that meets the requirements listed in the Worker Protection Standard (WPS) for agricultural pesticides [40 CFR 170.240(d)(4)]. When using the closed system, the mixers and loaders' PPE requirements may be reduced or modified as specified in the WPS.

When handlers use closed systems, enclosed cabs, or aircraft in a manner that meets the requirements listed in the Worker Protection Standard (WPS) for agricultural pesticides [40 CFR 170.240 (d)(4-6)], the handler PPE requirements may be reduced or modified as specified in the WPS.

**User Safety Recommendations:**

**Users should:**

- Wash hands before eating, drinking, chewing gum, using tobacco, or using the toilet.
- Remove clothing immediately if pesticide gets inside. Then wash thoroughly and put on clean clothing.
- Remove PPE immediately after handling this product. Wash the outside of gloves before removing. As soon as possible, wash thoroughly and change into clean clothing.

### Environmental Hazards

Do not apply directly to water, or to areas where surface water is present, or to intertidal areas below the mean high water mark. Do not contaminate water when disposing of equipment wash water or rinsate. This pesticide contains atrazine, which has been shown to be toxic to aquatic invertebrates. Runoff and drift from treated areas may be hazardous to aquatic organisms in neighboring areas.

### Ground Water Advisory

Bicep II contains both the active ingredients atrazine and metolachlor.

Atrazine can travel (seep or leach) through soil and can enter ground water which may be used as drinking water. Atrazine has been found in ground water. Users are advised not to apply atrazine to sand and loamy sand soils where the water table (ground water) is close to the surface and where these soils are very permeable, i.e., well-drained. Your local agricultural agencies can provide further information on the type of soil in your area and the location of ground water.

Metolachlor is known to leach through soil into ground water under certain conditions as a result of agricultural use. Use of this chemical in areas where soils are permeable, particularly where the water table is shallow, may result in ground water contamination.

### Surface Water Advisory

Metolachlor can contaminate surface water through ground spray drift. Under some conditions, metolachlor may also have a high potential for runoff into surface water (primarily via dissolution in runoff water), for several months post-application. These include poorly draining or wet soils with readily visible slopes toward adjacent surface waters, frequently flooded areas, areas over-laying extremely shallow ground water, areas with in-field canals or ditches that drain to surface water, areas not separated from adjacent surface waters with vegetated filter strips, and areas over-laying tile drainage systems that drain to surface water.

### Mixing/Loading Instructions

Care must be taken when using this product to prevent back-siphoning into wells, spills, or improper disposal of excess pesticide, spray mixtures, or rinsates.

Check-valves or antisiphoning devices must be used on all mixing equipment.

This product may not be mixed/loaded or used within 50 ft. of all wells, including abandoned wells, drainage wells, and sink holes. Operations

that involve mixing, loading, rinsing, or washing of this product into or from pesticide handling or application equipment or containers within 50 ft. of any well are prohibited, unless conducted on an impervious pad constructed to withstand the weight of the heaviest load that may be positioned on or moved across the pad. Such a pad shall be designed and maintained to contain any product spills or equipment leaks, container or equipment rinse or wash-water, and rain-water that may fall on the pad. Surface water shall not be allowed to either flow over or from the pad, which means the pad must be self-contained. The pad shall be sloped to facilitate material removal. An unroofed pad shall be of sufficient capacity to contain at a minimum 110% of the capacity of the largest pesticide container or application equipment on the pad. A pad that is covered by a roof of sufficient size to completely exclude precipitation from contact with the pad shall have a minimum containment capacity of 100% of the capacity of the largest pesticide container or application equipment on the pad. Containment capacities as described above shall be maintained at all times. The above-specified minimum containment capacities do not apply to vehicles when delivering pesticide shipments to the mixing/loading site.

States may have in effect additional requirements regarding well-head setbacks and operational area containment.

This product may not be mixed or loaded within 50 ft. of perennial or intermittent streams and rivers, natural or impounded lakes and reservoirs. This product may not be applied aerially or by ground within 66 ft. of the points where field surface water runoff enters perennial or intermittent streams and rivers or within 200 ft. around natural or impounded lakes and reservoirs. If this product is applied to highly erodible land, the 66-ft. buffer or setback from runoff entry points must be planted to crop, or seeded with grass or other suitable crop.

**Tile-Terraced Fields Containing Standpipes**

To ensure protection of surface water from runoff through standpipes with tile-outlets in terraced fields, one of the following options may be used:

1. Do not apply this product within 66 ft. of standpipes in tile-outletted terraced fields.
2. Apply this product to the entire tile-outletted terraced field and immediately incorporate it to a depth of 2-3 inches in the entire tile-outletted terraced field.
3. Apply this product to the entire tile-outletted terraced field under a no-till practice only when a high crop residue management practice is practiced. High crop residue management practice is described as a crop management practice where little or no crop residue is removed from the field during and after crop harvest.





AAtrex®, Beacon®, Bicep II®, Caliber 90®, Concep®, Dual®, Exceed®,  
Nine-O®, Princep® and Spirit™ trademarks of Novartis  
U.S. Patent Nos. 4,478,635; 4,618,361; 4,671,819

Accent®, Bladex®, Extrazine®, and Lorox® trademarks of E. I. duPont  
de Nemours and Company, Inc.

Ag-Chem RoGator® trademark of Ag-Chem Equipment Company

Agsorb® F.G. trademark of Oil-Dri Corporation of America

Banvel®, Basagran®, and Marksman® trademarks of BASF AG

Broadstrike\* trademark of DowElanco

Brominal® and Bucril® trademarks of Rhône-Poulenc Ag Company

Celatom MP-79® trademark of Eagle-Picher Industries, Inc.

Compex® trademark of KALO Agricultural Chemicals, Inc.

Counter® and Thimet® trademarks of American Cyanamid

Gramoxone® trademark of Zeneca Ag Products

Hi-Cycle™ trademark of John Deere Company

Landmaster®, Roundup®, and Screen® trademarks of Monsanto  
Company

Tyler Patriot™ trademark of Tyler Ltd. Partnership

Unite® trademark of HACO, Inc.

Willmar Air Ride® trademark of Willmar® Manufacturing

X-77® trademark of Loveland Industries, Inc.

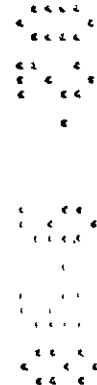
©1998 Novartis

Novartis Crop Protection, Inc.  
Greensboro, North Carolina 27419

NCP


Revised November 30, 1992 adm.  
amendments

Revised March 26, 1993 - alternate  
method of improving partial



- control
- Revised February, 1994 - adm. amendments
- Revised April, 1995 - add \*to giant ragweed
- Revised Sept. '95 - adm. amend.
- Revised May, '96 - post to corn
- Revised March, 1997 - name change to Novartis, exceptions to be 66 ft. setback in tile-terraced fields
- Revised January, 1998 - RED changes

[QUARKBICEP I\N-BICEP 2 1/2G-BKLT-B] - ccg - 1/29/98



(Container Label)

RESTRICTED USE PESTICIDE  
(GROUND AND SURFACE WATER CONCERNS)

FOR RETAIL SALE TO AND USE ONLY BY CERTIFIED APPLICATORS OR PERSONS UNDER THEIR DIRECT SUPERVISION, AND ONLY FOR THOSE USES COVERED BY THE CERTIFIED APPLICATOR'S CERTIFICATION.

THIS PRODUCT IS A RESTRICTED-USE HERBICIDE DUE TO GROUND AND SURFACE WATER CONCERNS. USERS MUST READ AND FOLLOW ALL PRECAUTIONARY STATEMENTS AND INSTRUCTIONS FOR USE IN ORDER TO MINIMIZE POTENTIAL FOR ATRAZINE TO REACH GROUND AND SURFACE WATER.

Bicep II®

HERBICIDE

For weed control in corn and grain or forage sorghum

Active Ingredients:

Atrazine: 2-chloro-4-ethylamino-6-isopropylamino-s-triazine .....	27.4%
Atrazine related compounds .....	1.4%
Metolachlor: 2-chloro-N-(2-ethyl-6-methylphenyl)-N-(2-methoxy-1-methylethyl) acetamide .....	34.8%
<u>Inert Ingredients:</u>	<u>36.4%</u>
<b>Total:</b>	<b>100.0%</b>

Bicep II contains 2.67 lbs. atrazine + relateds per gallon and 3.23 lbs. metolachlor active ingredient per gallon.

2.5 GALLONS  
U.S. Standard Measure

**KEEP OUT OF REACH OF CHILDREN.**

**CAUTION**

Precautionary Statements



### Hazards to Humans and Domestic Animals

#### CAUTION

Causes moderate eye irritation. Harmful if swallowed, inhaled, or absorbed through the skin. Avoid contact with skin, eyes, or clothing. Avoid breathing vapor or spray mist. This product may cause skin sensitization reactions in some people.

#### Statement of Practical Treatment

**If in eyes:** Flush eyes with plenty of water. Get medical attention if irritation persists.

**If swallowed:** Call a physician or Poison Control Center. Drink 1 or 2 glasses of water and induce vomiting by touching back of throat with finger. Do not induce vomiting or give anything by mouth to an unconscious person.

**If inhaled:** Move to fresh air. Get medical attention.

**If on skin:** Wash with plenty of soap and water. Get medical attention if irritation persists.

**Note to Physician:** If Bicep II is ingested, induce emesis or lavage stomach. The use of an aqueous slurry of activated charcoal can be considered.

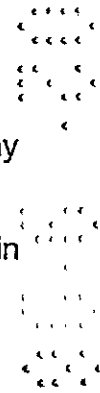
#### Environmental Hazards

Do not apply directly to water, or to areas where surface water is present, or to intertidal areas below the mean high water mark. Do not contaminate water when disposing of equipment wash water or rinsate. This pesticide contains atrazine, which has been shown to be toxic to aquatic invertebrates. Runoff and drift from treated areas may be hazardous to aquatic organisms in neighboring areas.

#### Ground Water Advisory

Bicep II contains both the active ingredients atrazine and metolachlor.

Atrazine can travel (seep or leach) through soil and can enter ground water which may be used as drinking water. Atrazine has been found in ground water. Users are advised not to apply atrazine to sand and loamy sand soils where the water table (ground water) is close to the surface and where these soils are very permeable, i.e., well-drained. Your local agricultural agencies can provide further information on the type of soil in your area and the location of ground water.



Metolachlor is known to leach through soil into ground water under certain conditions as a result of agricultural use. Use of this chemical in areas where soils are permeable, particularly where the water table is shallow, may result in ground water contamination.

### **Surface Water Advisory**

Metolachlor can contaminate surface water through ground spray drift. Under some conditions, metolachlor may also have a high potential for runoff into surface water (primarily via dissolution in runoff water), for several months post-application. These include poorly draining or wet soils with readily visible slopes toward adjacent surface waters, frequently flooded areas, areas over-laying extremely shallow ground water, areas with in-field canals or ditches that drain to surface water, areas not separated from adjacent surface waters with vegetated filter strips, and areas over-laying tile drainage systems that drain to surface water.

### **Mixing/Loading Instructions**

Check-valves or antisiphoning devices must be used on all mixing equipment.

This product may not be mixed/loaded or used within 50 ft. of all wells, including abandoned wells, drainage wells, and sink holes\*.

This product may not be mixed or loaded within 50 ft. of perennial or intermittent streams and rivers, natural or impounded lakes and reservoirs. This product may not be applied aerially or by ground within 66 ft. of the points where field surface water runoff enters perennial or intermittent streams and rivers or within 200 ft. around natural or impounded lakes and reservoirs. If this product is applied to highly erodible land, the 66-ft. buffer or setback from runoff entry points must be planted to crop, or seeded with grass or other suitable crop.\*

\*For exceptions to these restrictions, see the **Environmental Hazards** section of the **Precautionary Statements** in attached booklet.

### **Aerial Drift Management Requirements**

Do not apply this product by air unless the supplemental labeling on **Aerial Drift Management** in attached booklet is followed.

### **Chemigation Prohibition**

Do not apply this product through any type of irrigation system.

### **Container Disposal**

Do not reuse empty container. Triple rinse (or equivalent), puncture and

dispose of in a sanitary landfill, or by incineration, or by open burning, if allowed by state and local authorities. If burned, keep out of smoke.

See directions for use in attached booklet.

**AGRICULTURAL USE REQUIREMENTS**

**Use this product only in accordance with its labeling and with the Worker Protection Standard, 40 CFR part 170. Refer to supplemental labeling under "Agricultural Use Requirements" in the Directions for Use section for information about this standard.**

EPA Reg. No. 100-710

EPA Est. 100-LA-1

Bicep II® trademark of Novartis  
U.S. Patent No. 4,618,361

©1998 Novartis

Novartis Crop Protection, Inc.  
Greensboro, North Carolina 27419

NCP

[QUARKBICEP IIN-BICEP 2 1/2G-BKLT-B] ccg - 1/29/98

