

100-664 PM 21
highlighted copy 106 10

Ridomil® PC 11G

Granular
Fungicide

For the control of damping-off
diseases of cotton and pod rot
diseases of peanuts

50 Pounds
Net Weight

Active Ingredients:	
PCNB: Pentachloronitrobenzene	10.0%
Metalaxyl: N-(2,6-dimethylphenyl)-N- (methoxyacetyl)alanine methyl ester	1.0%
<u>Inert Ingredients:</u>	<u>89.0%</u>
Total:	100.0%

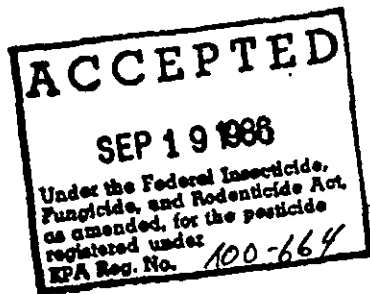
Ridomil PC 11G is a granular fungicide

Keep Out of Reach of Children

Caution

See additional precautionary
statements on back of bag.

See directions for use on back of bag.




EPA Reg. No. 100-664

Control No. 54810

©1986 CIBA-GEIGY Corporation

CIBA-GEIGY



DIRECTIONS FOR USE AND CONDITIONS OF SALE AND WARRANTY

IMPORTANT: Read the entire Directions for Use and Conditions of Sale and Warranty before using this product.

Conditions of Sale and Warranty

The Directions for Use of this product reflect the opinion of experts based on field use and tests. The directions are believed to be reliable and should be followed carefully. However, it is impossible to eliminate all risks inherently associated with use of this product. Crop injury, ineffectiveness, or other unintended consequences may result because of such factors as weather conditions, presence of other materials, or the manner of use or application all of which are beyond the control of CIBA-GEIGY or the Seller. All such risks shall be assumed by the Buyer.

CIBA-GEIGY warrants that this product conforms to the chemical description on the label and is reasonably fit for the purposes referred to in the Directions for Use subject to the inherent risks referred to above. CIBA-GEIGY makes no other express or implied warranty of Fitness or Merchantability or any other express or implied warranty. In no case shall CIBA-GEIGY or the Seller be liable for consequential, special, or indirect damages resulting from the use or handling of this product. CIBA-GEIGY and the Seller offer this product, and the Buyer and user accept it, subject to the foregoing Conditions of Sale and Warranty, which may be varied only by agreement in writing signed by a duly authorized representative of CIBA-GEIGY.

DIRECTIONS FOR USE

It is a violation of federal law to use this product in a manner inconsistent with its labeling.

FAILURE TO FOLLOW THE DIRECTIONS FOR USE AND PRECAUTIONS ON THIS LABEL MAY RESULT IN POOR DISEASE CONTROL OR CROP INJURY.


General Information

Ridomil PC 11G is a granular fungicide containing 1% metalaxyl and 10% PCNB (pentachloronitrobenzene). Metalaxyl is a systemic fungicide which provides control of damping-off of cotton and pod rot of peanuts caused by Pythium spp. PCNB is a protectant fungicide which provides control of damping-off of cotton and pod rot of peanuts caused by Rhizoctonia solani, and suppression of pod rot caused by Sclerotium rolfsii.

Note: Metalaxyl is a systemic fungicide having a specific mode of action. Metalaxyl could be subject to development of resistant strains of fungi. Development of resistance cannot be predicted. Therefore, CIBA-GEIGY cannot assume liability for crop damage resulting from resistant strains of fungi. Consult with your State Agricultural Experiment Station or Extension Service Specialist for guidance or ways to control any possible metalaxyl resistant strains of fungi which may occur.

Applicator Settings

It is important that the user calibrate each individual granular applicator before its use. The settings in the charts under the Cotton and Peanuts sections below SHOULD ONLY BE USED AS A STARTING POINT. Even after calibration, it is best to check the actual application rate under your operating conditions. Application rates can vary due to changing moisture conditions, equipment wear, normal variation in product bulk density and particle size distribution.



Calibration: To calibrate a granular applicator, follow the procedure as outlined below:


1. Fill the hopper with Ridomil PC 11G.
2. Attach a plastic bag to the spout opening.
3. Refer to the appropriate chart in either the Cotton or Peanuts section of this label and adjust the setting on the applicator to match the desired rate per acre.
4. Measure off 1,000 linear feet and drive at the speed selected.
5. Weigh or measure the volume of each bag, change settings as needed to obtain the desired rate and repeat steps 2-5 until the setting delivers the correct number of ounces per 1,000 ft.
6. Repeat steps 1-5 for each applicator box.

Conversions:

1. Time to cover 1,000 feet at:
 - 2 mph = 5 mins. 40 secs.
 - 3 mph = 3 mins. 54 secs.
 - 4 mph = 2 mins. 50 secs.
 - 5 mph = 2 mins. 16 secs.
 - 6 mph = 1 min. 57 secs.
2. Ounces (wt.) of granules to approximate ounces (volume):
 - 6 oz. wt. = 8 fl. oz. (1 level cup)

When calibrating granular applicators, follow the recommendations below:

1. To reduce granule flow variability, adjust orifice openings by moving the controls in one direction only, such as from the closed position to open.
2. Granule flow through an orifice is not always proportional to ground speed, so make calibration checks at the same speed at which you plant and maintain that ground speed as constantly as possible when planting.



3. Granular pesticide products vary considerably in size, density, and particle shape, so recalibrate applicators whenever you change brands and/or formulations. The same brand can even change from year to year.
4. Changing humidity and temperature during the day can change the flow rate of granules through the applicator's orifice. Recalibrate when conditions change and periodically readjust orifice settings to compensate.
5. Know the recommended rate. For band applications, the area actually is the area covered by the band, not total cropland area planted. Some row-crop recommendations are based on treating in-the-row and these rates generally are specified as amounts (ounces) of granules per certain row length (often 1,000 feet).
6. Calibrate frequently. There are several acceptable calibration methods. Learn one. Do the arithmetic first, then complete the material collection phase under field conditions.

Calculate the amount of Ridomil PC 11G needed for band treatment as follows:

$$\frac{\text{Band Width in Inches}}{\text{Row Spacing in Inches}} \times \text{Broadcast Rate per Acre} = \text{Band Rate per Acre}$$

Cotton

Ridomil PC 11G will control damping-off, seed and seedling rot diseases caused by Pythium spp. and Rhizoctonia solani. For best results, use high quality seed and plant into a properly prepared seedbed.

Apply 10 lbs. of Ridomil PC 11G per 13,000 linear feet of row (12.3 oz./1,000 linear feet) at the time of planting. Adjust the application equipment so the granules are mixed with the soil surrounding the seed. See Chart 1 below for suggested applicator settings and the General Information section of this label for calibration instructions.

Note: Do not allow the feeding or grazing of cotton foliage by livestock, or illegal residues may result.

CHART 1: Cotton - Suggested Applicator Settings

Speed (mph)	4	5	6
40" Rows In-Furrow Lbs./A	10	10	10
Eqv. Oz./1,000 ft.	12.3	12.3	12.3
Gandy	28	31	34.5
Allis Chalmers	2.4	3.0	3.6
Noble Pre 1972	19	23	27
Noble After 1973	14	17 or 16	19
John Deere Metal Box	2/12	2/18	2/22
John Deere Pre 1978 Meter Scale 0--10--20--etc.	28	31	33
John Deere Post 1978 Meter Scale 0--5--15--etc.	18	21	23
I.H. 1981 and After	3.1	3.6	4.5

Rotation Crops

When Ridomil PC 11G is used for disease control in cotton, do not rotate to any root crop within 12 months following application, or illegal residues may result.

Peanuts

Ridomil PC 11G will control pod rot caused by Pythium spp. and Rhizoctonia solani, and suppress Sclerotium rolfsii. For best results, Ridomil PC 11G should be used in a program with cultural practices that aid in the control of pod rot.

Pod Rot (Pythium and Rhizoctonia): Apply 50-100 lbs./A (21.5-43 oz./1,000 linear feet) (broadcast basis) at early pegging. For banded applications, adjust the equipment so the granules are distributed over the row. The higher rate should be used in areas where pod rot is severe. See Chart 2 below for suggested applicator settings and the General Information section of this label for calibration instructions.

Sclerotium rolfsii: For disease suppression, apply 100 lbs./13,000 linear feet of row (123 oz./1,000 linear feet) at early pegging. Adjust the application equipment so the granules are distributed over the row in a band approximately 14 inches wide.

Note: Do not allow the feeding or grazing of peanut foliage by livestock, or illegal residues may result.

CHART 2: Peanuts - Suggested Applicator Settings for Pod Rot Control

Rate for 14" Band Width Oz./1,000 linear ft.* (one opening per row)		43	38.6	34.3	30	25.7	21.5
#'s/A for 40" rows		35	31.5	28.0	24.5	21.0	17.5
Applicator Brand	Speed mph						
Gandy	2	36	34	32	30	28	26
	3	42.5	40.5	39	36.5	33.5	31
	4	47.5	45.5	43	41.5	39.0	36
	5	53.5	50	47.5	45	42.5	40
	6	61	56	52	49	45	42.5

/Continued ... 8

John Deere 1978 & Before Meter Scale 0..10..20.. Etc.	2	33	32	30	28	26	24
	3	39	37	36	34	32	30
	4	Max	43	40	38	36	33
	5			Max	43	39	36
	6				Max	43	39
John Deere 1979 & Later Meter Scale 0..5..15.. Etc.	2	24	22	21	20	18	16
	3	31	28	26	25	22	20
	4	37	34	32	30	27	24
	5	43	40	37	34	31	28
	6			41	38	34	31
Noble 1973 & Later	2	20	18	17	15	12	10
	3	28	26	24	22	18	16
	4	34	32	30	27	24	20
	5	38	36	34	31	28	24
	6	40	39	37	35	32	28
Noble 1972 & Before	2	28	26	23	20	17	13
	3	37	34	32	29	26	22
	4	41	40	38	35	32	28
	5	45	43	41	39	37	32
	6	50	46	44	42	40	37
John Deere Metal Box	2	2/25	2/21	2/19	2/16	2/11	2/06
	3	3/03	2/32	2/30	2/26	2/21	2/16
	4	3/12	3/08	3/04	3/00	2/29	2/24
	5	3/21	3/15	3/12	3/08	3/02	2/30
	6	3/33	3/23	3/20	3/14	3/08	3/02
International Harvester 1981 & Later	2	5/3	4/7	4/2	3/6	3/1	2/6
	3	7/8	7/0	6/2	5/4	4/7	3/9
	4	10/3	9/3	8/3	7/3	6/2	5/2
	5		11/6	10/3	9/0	7/7	6/4
	6				10/8	9/3	7/8
Allis Chalmers	2	5/1	4/6	4/2	3/8	3/3	2/9
	3	7/3	6/6	6/0	5/3	4/6	4/0
	4	9/6	8/6	7/7	6/8	5/9	5/0
	5	11/6	10/5	9/4	8/3	7/3	6/1
	6			11/2	9/9	8/5	7/2

*If an applicator has a dual metering unit (2 openings/row), set gauge at half indicated rate.

Note: To calculate the amount of Ridomil PC 11G needed for row spacings other than 40 inches and band widths other than 14 inches, refer to the formula in the General Information section.

Rotation Crops

When Ridomil PC 11G is used for disease control in peanuts, do not rotate to any root crop within 12 months following application. Small grain cover crops may be planted the fall following treatment provided they are plowed down and not used for food or feed. Corn, cotton, tomatoes and tobacco may be planted the year following treatment. Other crops may be planted 18 months following application.

Storage and Disposal


Pesticide

Store in a dry place. Do not contaminate water, food, or feed by storage, disposal, or cleaning of equipment. Open dumping is prohibited. Wastes resulting from the use of this product are toxic. Improper disposal of unused pesticide, spray mixture, or rinsate is a violation of federal law. Pesticide, spray mixture, or rinsate that cannot be used according to label instructions must be disposed of according to federal, state or local procedures. For guidance in proper disposal methods, contact your State Pesticide or Environmental Control Agency, or the Hazardous Waste representative at the nearest EPA Regional Office.

Container Disposal

Completely empty bag into application equipment. Dispose of empty bag in a sanitary landfill or by incineration, or by open burning, if allowed by state and local authorities. If burned, keep out of smoke.

For minor spills, etc., follow all precautions indicated on this label and clean up immediately. Take special care to avoid contamination of equipment and facilities during cleanup procedures and disposal of wastes. In the event of a major spill, fire or other emergency, call (919) 292-7100 day or night.



Precautionary Statements

Hazards to Humans and Domestic Animals

CAUTION

Harmful if absorbed through the skin or inhaled. Causes moderate eye irritation. Avoid contact with skin, eyes or clothing. Avoid breathing dust. Wash thoroughly with soap and water after handling. Remove contaminated clothing and wash before reuse. Protective clothing including gloves, long-sleeved shirt, long pants, socks and shoes should be worn during mixing/loading procedures.

Statement of Practical Treatment

- If in eyes: Flush eyes with plenty of water. Call a physician if irritation persists.
- If on skin: Wash with plenty of soap and water. Get medical attention.
- If inhaled: Move to fresh air.

Environmental Hazards

This product is toxic to fish. Do not apply directly to water or wetlands. Do not contaminate water by cleaning of equipment or disposal of wastes.

Ridomil® trademark of CIBA-GEIGY Corporation for metalaxyl

©1986 CIBA-GEIGY Corporation
Agricultural Division
CIBA-GEIGY Corporation
Greensboro, NC 27419

CGA
CGA

EPA Est. 8590-PA-1 - March 17, 1986 - lower rate of soil for pod rot control

RDMLPC11/F5

