

100-640

2/11/2013

1/19



U.S. ENVIRONMENTAL PROTECTION AGENCY

Office of Chemical Safety and Pollution Prevention
Office of Pesticide Programs
Registration Division (7504P)
1200 Pennsylvania Ave., N.W.
Washington, DC 20460

EPA Reg. Number:

100-640

Date of Issuance:

FEB 11 2013

Term of Issuance:

Unconditional

Name of Pesticide Product:

Prime +®

NOTICE OF PESTICIDE:

- Registration
 - Reregistration
- (under FIFRA, as amended)

Name and Address of Registrant (include ZIP Code):

Syngenta Crop Protection, Inc.
P.O. Box 18300
Greensboro, NC 27419

Mailed to:

Teresa Cox
Regulatory Product Manager

Note: Changes in labeling differing in substance from that accepted in connection with this registration must be submitted to and accepted by the Registration Division prior to use of the label in commerce. In any correspondence on this product always refer to the above EPA registration number.

On the basis of information furnished by the registrant, the above named pesticide is hereby registered/reregistered under the Federal Insecticide, Fungicide and Rodenticide Act. Registration is in no way to be construed as an endorsement or recommendation of this product by the Agency. In order to protect health and the environment, the Administrator, on his motion, may at any time suspend or cancel the registration of a pesticide in accordance with the Act. The acceptance of any name in connection with the registration of a product under this Act is not to be construed as giving the registrant a right to exclusive use of the name or to its use if it has been covered by others.

EPA received a label amendment request submitted by email on January 29, 2013. EPA grants this request under the authority of section 3(c)(5) of the Federal Insecticide, Fungicide and Rodenticide Act, as amended. With this accepted labeling, all requirements set forth in the Reregistration Eligibility Decision for flumetralin have been satisfied. Therefore, EPA reregisters the product listed above. This action is taken under the authority of section 4(g)(2)(c) of the Federal Insecticide, Fungicide, and Rodenticide Act, as amended. Reregistration under this section does not eliminate the need for continual reassessment of pesticides. EPA may require submission of data at any time to maintain the registration of your product.

Signature of Approving Official:

Date:

2/11/13

William Cutchin, Acting Product Manager (20)
Fungicide Branch/Registration Division/OPP/OCSP (7504P)

FEB 11 2013

2/19

Submit one (1) copy of final printed labeling. A copy of your label stamped "Accepted" is enclosed for your records. Products shipped after 12 months from the date of this Notice or the next printing of your label, whichever occurs first, must bear the new revised label.

The basic Confidential Statement of Formula (CSF) dated 2/4/2013 submitted in connection with reregistration under the Federal Insecticide, Fungicide and Rodenticide Act as amended is acceptable. This CSF supersedes all CSFs previously accepted for this product.

If you have any questions or comments regarding this letter, please contact Robert Westin at (703) 305-5721 or via e-mail at westin.robert@epa.gov.

Enclosure:

- Label stamped "Accepted"
- PRB Label Review dated 11/6/2012
- Acute Toxicity Review DP401136 dated 5/9/2012
- Product Chemistry Review DP401042 dated 6/13/2012

3/19

MASTER

Prime +®

A Plant Growth Regulator for Control of Tobacco Suckers

Active Ingredient:

Flumetralin: 2-chloro- <i>N</i> -[2,6-dinitro-4-(trifluoromethyl)phenyl]- <i>N</i> -ethyl-6-fluorobenzenemethanamine.....	15.0%
<i>Other Ingredients:</i>	85.0%*
<i>Total:</i>	100.0%

*Contains petroleum distillates

Prime + contains 1.2 lbs. active ingredient per gallon.

KEEP OUT OF REACH OF CHILDREN.

DANGER/PELIGRO

Si usted no entiende la etiqueta, busque a alguien para que se la explique a usted en detalle. (If you do not understand the label, find someone to explain it to you in detail.)

See additional precautionary statements and directions for use inside booklet.

EPA Reg. No. 100-640


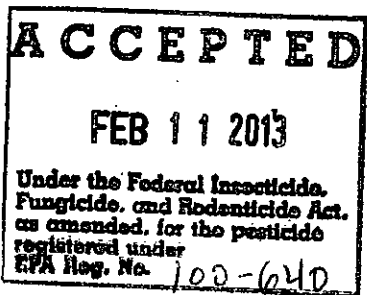
EPA Est. 62171-MS-003

Product of United Kingdom

Formulated in the USA

SCP 640

1 gallon
Net Contents



FIRST AID	
If in eyes	<ul style="list-style-type: none"> • Hold eye open and rinse slowly and gently with water for 15-20 minutes. • Remove contact lenses, if present, after the first 5 minutes, then continue rinsing eye. • Call a poison control center or doctor for treatment advice.
If on skin or clothing	<ul style="list-style-type: none"> • Take off contaminated clothing. • Rinse skin immediately with plenty of water for 15-20 minutes. • Call a poison control center or doctor for treatment advice.
If swallowed	<ul style="list-style-type: none"> • Call a poison control center or doctor immediately for treatment advice. • Do not induce vomiting unless told to do so by a poison control center or doctor. • Do not give any liquid to the person. • Do not give anything by mouth to an unconscious or convulsing person.
NOTE TO PHYSICIAN	
If ingested, lavage stomach with care to avoid aspiration. Treat symptomatically. Probable mucosal damage may contraindicate the use of gastric lavage. Vomiting may cause aspiration pneumonia. Contains petroleum distillate.	
Have the product container or label with you when calling a poison control center or doctor or going for treatment.	
HOT LINE NUMBER	
For 24-Hour Medical Emergency Information (Human or Animal) Or Chemical Emergency Assistance (Spill, Leak, Fire, or Accident) Call 1-800-888-8372	

PRECAUTIONARY STATEMENTS

Hazards to Humans and Domestic Animals

DANGER/PELIGRO

Corrosive. Causes irreversible eye damage. Do not get in eyes, on skin or on clothing. Wear appropriate protective eyewear such as goggles, face shield, or safety glasses. Causes skin irritation. Avoid contact with eyes, skin, or clothing. Harmful if swallowed or absorbed through the skin. Prolonged or frequently repeated skin contact may cause allergic reactions in some individuals. Wash thoroughly with soap and water after handling and before eating, drinking, chewing gum, using tobacco or using the toilet. Remove and wash contaminated clothing before reuse.

Personal Protective Equipment (PPE)

Some materials that are chemical-resistant to this product are listed below. If you want:

more options, follow the instructions for Category G on an EPA chemical resistance category selection chart.

All mixers, loaders, applicators and other handlers must wear:

- Coveralls over long-sleeved shirt and long pants
- Chemical-resistant gloves, such as barrier laminate or Viton®
- Chemical-resistant footwear plus socks
- Protective eyewear
- Chemical-resistant headgear for overhead exposure
- Chemical-resistant apron, when cleaning equipment, mixing, or loading

User Safety Requirements

Follow manufacturer's instructions for cleaning/maintaining PPE. If no such instructions for washables exist, use detergent and hot water. Keep and wash PPE separately from other laundry.

Discard clothing and other absorbent materials that have been drenched or heavily contaminated with this product's concentrate. Do not reuse them.

Engineering Control Statements

When handlers use closed systems or enclosed cabs in a manner that meets the requirements listed in the Worker Protection Standard (WPS) for agricultural pesticides [40 CFR 170.240(d)(4-6)], the handler PPE requirements may be reduced or modified as specified in the WPS.

User Safety Recommendations

Users should:

- Wash hands before eating, drinking, chewing gum, using tobacco, or using the toilet.
- Remove clothing/PPE immediately if pesticide gets inside. Then wash thoroughly and put on clean clothing.
- Remove PPE immediately after handling this product. Wash the outside of gloves before removing. As soon as possible, wash thoroughly and change into clean clothing.

Environmental Hazards

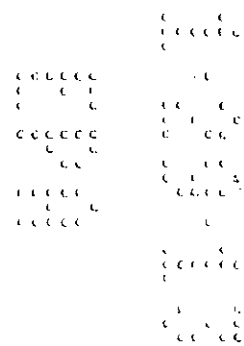
The product is toxic to fish and aquatic invertebrates. Do not apply to water, or to areas where surface water is present, or to areas below the mean high water mark. Do not

contaminate water when disposing of equipment washwater or rinsate. Drift and runoff may be hazardous to aquatic organisms in water adjacent to treated areas.

This product has a potential for runoff for several months or more after application. Poorly draining soils and soils with shallow water tables are more prone to produce runoff that contains this product. A level, well maintained vegetative buffer strip between areas to which this product is applied and surface water features such as ponds, streams and springs will reduce the potential for contamination of water from runoff. In order to reduce runoff of this product it is recommended that applications are not made within 48 hours of a predicted rainfall event. Sound erosion control practices will reduce this product's contribution to surface water contamination.

Physical and Chemical Hazards

Do not use or store near heat or open flame.



CONDITIONS OF SALE AND LIMITATION OF WARRANTY AND LIABILITY

NOTICE: Read the entire Directions for Use and Conditions of Sale and Limitation of Warranty and Liability before buying or using this product. If the terms are not acceptable, return the product at once, unopened, and the purchase price will be refunded.

The Directions for Use of this product must be followed carefully. It is impossible to eliminate all risks inherently associated with the use of this product. Crop injury, ineffectiveness or other unintended consequences may result because of such factors as manner of use or application, weather or crop conditions, presence of other materials or other influencing factors in the use of the product, which are beyond the control of SYNGENTA CROP PROTECTION, INC. or Seller. To the extent permitted by applicable law, Buyer and User agree to hold SYNGENTA and Seller harmless for any claims relating to such factors.

SYNGENTA warrants that this product conforms to the chemical description on the label and is reasonably fit for the purposes stated in the Directions for Use, subject to the inherent risks referred to above, when used in accordance with directions under normal use conditions. To the extent permitted by applicable law: (1) this warranty does not extend to the use of the product contrary to label instructions or under conditions not reasonably foreseeable to or beyond the control of Seller or SYNGENTA, and, (2) Buyer and User assume the risk of any such use. **TO THE EXTENT PERMITTED BY APPLICABLE LAW, SYNGENTA MAKES NO WARRANTIES OF MERCHANTABILITY OR OF FITNESS FOR A PARTICULAR PURPOSE NOR ANY OTHER EXPRESS OR IMPLIED WARRANTY EXCEPT AS WARRANTED BY THIS LABEL.**

To the extent permitted by applicable law, in no event shall SYNGENTA be liable for any incidental, consequential or special damages resulting from the use or handling of this product. **TO THE EXTENT PERMITTED BY APPLICABLE LAW, THE EXCLUSIVE REMEDY OF THE USER OR BUYER, AND THE EXCLUSIVE LIABILITY OF SYNGENTA AND SELLER FOR ANY AND ALL CLAIMS, LOSSES, INJURIES OR DAMAGES (INCLUDING CLAIMS BASED ON BREACH OF WARRANTY, CONTRACT, NEGLIGENCE, TORT, STRICT LIABILITY OR OTHERWISE) RESULTING FROM THE USE OR HANDLING OF THIS PRODUCT, SHALL BE THE RETURN OF THE PURCHASE PRICE OF THE PRODUCT OR, AT THE ELECTION OF SYNGENTA OR SELLER, THE REPLACEMENT OF THE PRODUCT.**

SYNGENTA and Seller offer this product, and Buyer and User accept it, subject to the foregoing Conditions of Sale and Limitation of Warranty and Liability, which may not be modified except by written agreement signed by a duly authorized representative of SYNGENTA.

DIRECTIONS FOR USE

It is a violation of Federal law to use this product in a manner inconsistent with its labeling.

Do not apply this product in a way that will contact workers or other persons, either directly or through drift. Only protected handlers may be in the area during application. For any requirements specific to your State or Tribe, consult the agency responsible for pesticide regulation.

AGRICULTURAL USE REQUIREMENTS

Use this product only in accordance with its labeling and with the Worker Protection Standard, 40 CFR part 170. This Standard contains requirements for the protection of agricultural workers on farms, forests, nurseries, and greenhouses, and handlers of agricultural pesticides. It contains requirements for training, decontamination, notification, and emergency assistance. It also contains specific instructions and exceptions pertaining to the statements on this label about personal protective equipment (PPE) and restricted-entry interval. The requirements in this box only apply to uses of this product that are covered by the Worker Protection Standard.

Do not enter or allow worker entry into treated areas during the restricted-entry interval (REI) of 12 hours.

PPE required for early entry to treated areas that is permitted under the Worker Protection Standard and that involves contact with anything that has been treated, such as plants, soil, or water is:

- Coveralls over long-sleeved shirt and long pants
- Chemical-resistant gloves, such as barrier laminate or Viton
- Chemical-resistant footwear plus socks
- Protective eyewear
- Chemical-resistant headgear for overhead exposure

FAILURE TO FOLLOW THE DIRECTIONS FOR USE AND PRECAUTIONS ON THIS LABEL MAY RESULT IN POOR SUCKER CONTROL AND/OR CROP INJURY.

Do not apply this product through any type of irrigation system.

A 10-month plantback interval is required for all crops other than tobacco.

PRODUCT INFORMATION

Prime + is a plant growth regulator for the control of sucker growth on flue-cured, burley, dark, Maryland, and cigar tobacco.

One application of Prime + will provide full season control of excessive sucker development in tobacco. Read this label carefully and observe all directions and precautions.

Do not use contacts (fatty alcohols) and maleic hydrazide products unless they are EPA registered.

SPRAY DRIFT MANAGEMENT

Non-target terrestrial plants can be adversely affected when exposed to this product. Avoid spray drift to non-target terrestrial plants during application.

Do not apply this product if the wind direction does not favor on-target deposition.

Must not be applied greater than 4 feet above crop or crop canopy.

APPLICATION INSTRUCTIONS

Time of Application

Apply Prime + when most tobacco plants are in the elongated button to early flower stage, either before or after topping. If Prime + is applied after topping, apply within 24 hours of topping. During topping, remove all suckers one inch or longer from all plants. (See **NOTES** section.)

Precision Hand Application

Mix 1 gal. of Prime + in 49 gals. of water and apply as a coarse spray or drench to the top of the tobacco stalk, using a hand-held drop line, or mix 2.5 fl. oz. of Prime + per gal. of water when using the jug method or backpack sprayer. Apply only once per plant per season. Apply the spray mixture at a rate sufficient to run down the stalk, contacting each leaf axil and just reach the ground line. Excessive spray volume may result in carryover injury to rotational crops. Spray volume per plant will generally be 1/3-2/3 fl. oz. depending on plant height. Do not exceed 30 gals. spray volume per acre when using hand application methods. (See **NOTES** section.)

Application with Powered Spray Equipment (3 nozzles per row)

Mix 1 gal. of Prime + in 49 gals. of water and apply at a rate of 30-50 gals. spray volume

per acre. Use the high spray volume in tall types of tobacco, such as flue-cured, burley, Maryland, and cigar. Use the low spray volume only in short types of tobacco, such as dark. **Apply only once per season. Avoid application to plants treated by precision hand application method.** Spray volume should be sufficient to run down the stalk, contacting each leaf axil and just reach the ground line. **Excessive spray volume beyond the point of runoff to the soil may result in carryover injury to rotational crops.** (See NOTES section.)

Apply Prime + as a coarse spray directed downward to the top of the tobacco stalk. This is best accomplished with 3 full cone nozzles per row; one nozzle directed downward over the center of the row and one 7-9 inches to each side of the center, directed at the top of the stalk. Maintain nozzles at a height of 12-16 inches above the top of the stalk during application. Maintain boom pressure at 20-25 psi, not exceeding 30 psi.

Split Application (Two Applications per Season) (North Carolina Only)

Apply 2 quarts of Prime + in 49.5 gallons of water per acre using powered spray equipment (3 nozzles per row) when most tobacco plants are in the elongated button to early flower stage, either before or after topping. Follow with a second application of 1-2 quarts 5 to 7 days after the first application. The second application may be tank mixed with maleic hydrazide (MH). Do not exceed 4 quarts of Prime + per acre per season as a split application.

Sequential Application with Maleic Hydrazide

Prior to Use of Maleic Hydrazide

Mix 2 qts. of Prime + in 49.5 gals. of water and apply either by **Precision Hand Application** or **Application with Powered Spray Equipment** as described in those sections of this label. Timing of Prime + should be during the elongated button to early flower stage of tobacco.

Approximately one week after the Prime + application, apply maleic hydrazide, according to the directions, precautions, and restrictions on that label.

After Use of Maleic Hydrazide

For extended control of tobacco suckers, particularly during late tobacco harvests in FL, GA, NC, SC, and VA.

First, apply the regular schedule of contacts. Follow with the labeled rate of maleic hydrazide in accordance with its label. Follow with 2 qts. of Prime + in sufficient water to total 50 gals. to treat one acre 3-4 weeks after applying maleic hydrazide, depending on the development of suckers. To increase the effectiveness of Prime + add 0.25% of X-77® (1 pt./50 gals.) to the spray solution.

Apply Prime + as a coarse spray, using powered spray equipment (3 nozzles per row).

11/19

at least 7 days before the next leaf harvest. The spray volume should be sufficient to run down the stalk, contacting each leaf axil where suckers are present. Refer to the **Application with Powered Spray Equipment** section for specific instructions.

Notes: (1) Apply Prime + only once per tobacco season. (2) Prime + will not control large suckers. All suckers one inch or longer on all tobacco plants must be removed before application of Prime +. (3) Follow all precautions, notes, and other instructions on this label.

Tank Mix with Maleic Hydrazide

Mix 2 qts. of Prime + with 1/2 to full rate of maleic hydrazide in sufficient water to total 50 gals. and apply at the recommended time for application of maleic hydrazide. Apply the mixture as a coarse spray at a volume of 50 gals./A with a boom pressure maintained at 20-25 psi by **Powered Spray Equipment** as described in that section of this label. For best results, follow precautions and restrictions on the Prime + and maleic hydrazide labels.

Application sequence: (1) Apply contact material according to its label. (2) Apply the tank mixture of Prime + and maleic hydrazide at or near the time suggested for application of maleic hydrazide on its label. (3) Make only one application of the tank mixture of Prime + plus maleic hydrazide per tobacco crop.

TANK MIX WITH FST-7

FST-7 (Fair Products) contains a fatty alcohol and maleic hydrazide. Follow precautions and label restrictions on the FST-7 label and the Prime + label.

Flue cured tobacco

Remove by hand all suckers which are over one inch long. The plants should be sprayed within 72 hours or before the suckers reach 1/2". Following two applications of a contact fatty alcohol (follow manufacturer's directions), apply 3 gallons of FST-7 plus 2 quarts of Prime + in 46.5 gallons of water per acre about 5 - 7 days after the second contact fatty alcohol application. Add 3 gallons of FST-7 and 2 quarts of Prime + to 10-20 gallons of water with the mixer running and more water to bring the volume up to a total of 50 gallons. Operate the sprayer at a speed of 2.5 to 3 miles per hour and spray 50 gallons of diluted emulsion per acre to tobacco. Use a coarse spray covering the top 1/3 to 1/2 of the plant and allow the liquid to run down the stalk to the bottom of each plant using only about 20 pounds of pressure.

Burley tobacco

Remove by hand all suckers which are over one inch long. The plants should be sprayed within 72 hours or before the suckers reach 1/2". Apply FST-7 mixed with Prime + 5 to 7 days after application of a contact fatty alcohol (follow manufacturer's

12/
19

directions); apply at the early button stage. For powered spray equipment, add 3 gallons of FST-7 and 2 quarts of Prime + to 10-20 gallons of water, and with the mixer running add more water to bring the volume to a total of 50 gallons. Operate the sprayer at a speed of 2.5 to 3 miles per hour, and apply 50 gallons of diluted emulsion per acre of tobacco. Use a coarse spray covering the top 1/3 to 1/2 of the plant and allow the liquid to run down the stalk to the bottom of each plant using only about 20 pounds of pressure. For the compressed air shoulder spray use 23 ounces of FST-7 and 3.75 ounces of Prime + per 3 gallons of water and mix well before using. Apply at a rate of 3 gallons of diluted emulsion per 667 plants agitating the solution from time to time during spraying.

NOTES

1. Timing is important; applications should be made at timing described above so that number and size of suckers will be small. Applications made before the elongated button stage of growth may result in chemical topping or distortion of leaves that were too immature at time of application. Spraying too late may result in poor sucker control.
2. Prime + will not control large suckers. All suckers one inch or longer on all plants must be removed before application of Prime +. Suckers that escape treatment should be removed by hand about 10-14 days after application.
3. Where a contact (fatty alcohol) is commonly used to control early suckers and provide a more uniform crop, the normal sequence would be: (a) apply contact material according to its label, and (b) about 5 days after application of contact material, apply Prime +. Timing of Prime + application should be during the elongated button to early flower stage.
4. Where a contact (fatty alcohol) is not used and a wide range of flowering exists, early flowering plants should be topped and suckers removed by hand. Then, when most plants are in the elongated button to early flower stage, remove all suckers one inch or longer, and apply Prime +. If Prime + is applied using precision hand application, early flowering plants can be topped and treated selectively; later flowering plants can be topped and treated as they reach the proper treatment stage; and a contact may not be needed.
5. For proper sucker control, Prime + must contact the small suckers on the axil where the leaf and stalk connect. Prime + will not control suckers on plants that are leaning at time of application. Applications with powered spray equipment during windy periods are not recommended. High wind will disrupt the spray pattern of nozzles on boom sprayers and turn leaves causing improper contact and flow of the spray solution, resulting in poor sucker control. Application to wet plants or drought-stressed plants may result in poor sucker control.
6. Carefully follow the use rates and spray volume recommended, and spray field

13/19

uniformly. Volume should be sufficient to run down the stalk, contact each leaf axil, and just reach the ground line.

7. Rain occurring within 2 hours after spraying may reduce effectiveness.

Precautions: (1) To avoid illegal residues and possible injury to crops planted in the fall or following spring, do not apply excessive spray volume to the point of runoff onto the soil. Prime + residues in the soil may interact with dinitroaniline herbicides, such as Balan®, Paarlán®, Prowl®, or Trellan®, to increase early season crop stunting. Thorough disking and deep tillage in the fall are recommended where excessive amounts of Prime + may have reached the soil. (2) When tobacco is in a state of very rapid, succulent growth due to high nitrogen and rainfall, Prime + may cause injury. Under these conditions, use only the precision hand application method and avoid contacting leaves with the spray solution.

MIXING INSTRUCTIONS

Depending on the specific directions in the Application Instructions section, mix 1 gal. of Prime + in 49 gals. of water or 2.5 fl. oz. of Prime + per one gal. of water or ½ gal. of Prime + (2 quarts) in 49 ½ gals of water. Provide sufficient agitation during mixing and application to maintain a uniform mixture.

Note: Do not mix Prime + with insecticides or fungicides.

STORAGE AND DISPOSAL

Do not contaminate water, food, or feed by storage and disposal.

Storage

Store at temperatures above 32°F.

Pesticide Disposal

Wastes resulting from the use of this product are acutely hazardous. Improper disposal of unused pesticide, spray mixture, or rinsate that cannot be used according to label instructions must be disposed of according to federal, state, or local procedures. For guidance in proper disposal methods, contact your State Pesticide or Environmental Control Agency, or the Hazardous Waste representative at the nearest EPA Regional Office.

Container Handling [less than 5 gallons]

Non-refillable container. Do not reuse or refill this container. Offer for recycling if available. Triple rinse container (or equivalent) promptly after emptying. Triple rinse as follows: Empty the remaining contents into application equipment or a mix tank and drain for 10 seconds after the flow begins to drip. Fill the container ¼ full with water and

recap. Shake for 10 seconds. Pour rinsate into application equipment or a mix tank or store rinsate for later use and disposal. Drain for 10 seconds after the flow begins to drip. Repeat this procedure two more times.

Container Handling [Bulk/Mini-bulk]

Refillable container. Refill this container with pesticide only. Do not use this container for any other purpose. Cleaning the container before final disposal is the responsibility of the person disposing of the container. Cleaning before refilling is the responsibility of the refiller. To clean container before final disposal, empty the remaining contents from this container into application equipment or mix tank. Fill the container about 10 percent full with water. Agitate vigorously or recirculate water with the pump for 2 minutes. Pour or pump rinsate into application equipment or rinsate collection system. Repeat this rinsing procedure two more times.

For minor spills, leaks, etc., follow all precautions indicated on this label and clean up immediately. Take special care to avoid contamination of equipment and facilities during cleanup procedures and disposal of wastes. In the event of a major spill, fire, or other emergency, call 1-800-888-8372, day or night.

CONTAINER IS NOT SAFE FOR FOOD, FEED OR DRINKING WATER.

Prime +®, the Syngenta logo, and the CP Frame are trademarks of a Syngenta Group Company

Balan®, Paarlán®, and Treflan® trademarks of Dow AgroSciences

Prowl® trademark of BASF Corporation


Viton® trademark of E.I. DuPont de Nemours and Company

X-77® trademark of Loveland Industries, Inc.

©20__ Syngenta

For non-emergency (e.g., current product information), call
Syngenta Crop Protection at 1-800-334-9481.

Manufactured for:
Syngenta Crop Protection, Inc.
P. O. Box 18300
Greensboro, North Carolina 27419-8300



NON-DETACHABLE CONTAINER LABEL

Prime +®

A Plant Growth Regulator for Control of Tobacco Suckers

Active Ingredient:

Flumetralin: 2-chloro-*N*-[2,6-dinitro-4-(trifluoromethyl)phenyl]-*N*-ethyl-6-fluorobenzenemethanamine..... 15.0%

Other Ingredients:..... 85.0%*

Total:..... 100.0%

*Contains petroleum distillates

Prime + contains 1.2 lbs. active ingredient per gallon.

See additional precautionary statements and directions for use inside booklet.

AGRICULTURAL USE REQUIREMENTS

Use this product only in accordance with its labeling and with the Worker Protection Standard, 40 CFR part 170. Refer to supplemental labeling under "Agricultural Use Requirements" in the Directions for Use section for information about this standard.

KEEP OUT OF REACH OF CHILDREN.

DANGER/PELIGRO

Si usted no entiende la etiqueta, busque a alguien para que se la explique a usted en detalle. (If you do not understand the label, find someone to explain it to you in detail.)

EPA Reg. No. 100-640

EPA Est. 62171-MS-003

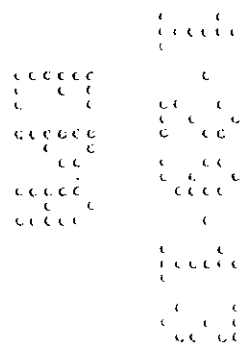
Product of United Kingdom

Formulated in the USA

SCP 640

1 gallon

Net Contents



16/
19

FIRST AID	
If in eyes	<ul style="list-style-type: none"> • Hold eye open and rinse slowly and gently with water for 15-20 minutes. • Remove contact lenses, if present, after the first 5 minutes, then continue rinsing eye. • Call a poison control center or doctor for treatment advice.
If on skin or clothing	<ul style="list-style-type: none"> • Take off contaminated clothing. • Rinse skin immediately with plenty of water for 15-20 minutes. • Call a poison control center or doctor for treatment advice.
If swallowed	<ul style="list-style-type: none"> • Call a poison control center or doctor immediately for treatment advice. • Do not induce vomiting unless told to do so by a poison control center or doctor. • Do not give any liquid to the person. • Do not give anything by mouth to an unconscious or convulsing person.
NOTE TO PHYSICIAN	
<p>If ingested, lavage stomach with care to avoid aspiration. Treat symptomatically. Probable mucosal damage may contraindicate the use of gastric lavage. Vomiting may cause aspiration pneumonia. Contains petroleum distillate.</p>	
<p>Have the product container or label with you when calling a poison control center or doctor or going for treatment.</p>	
HOT LINE NUMBER	
<p>For 24-Hour Medical Emergency Assistance (Human or Animal) Or Chemical Emergency Information (Spill, Leak, Fire, or Accident) Call 1-800-888-8372</p>	

PRECAUTIONARY STATEMENTS

Hazards to Humans and Domestic Animals

DANGER/PELIGRO

Corrosive. Causes irreversible eye damage. Do not get in eyes, on skin or on clothing. Wear appropriate protective eyewear such as goggles, face shield, or safety glasses. Causes skin irritation. Avoid contact with eyes, skin, or clothing. Harmful if swallowed or absorbed through the skin. Prolonged or frequently repeated skin contact may cause allergic reactions in some individuals. Wash thoroughly with soap and water after handling and before eating, drinking, chewing gum, using tobacco or using the toilet. Remove and wash contaminated clothing before reuse.

Environmental Hazards

The product is toxic to fish and aquatic invertebrates. Do not apply to water, or to areas where surface water is present, or to areas below the mean high water mark. Do not contaminate water when disposing of equipment washwater or rinsate. Drift and runoff may be hazardous to aquatic organisms in water adjacent to treated areas.

This product has a potential for runoff for several months or more after application. Poorly draining soils and soils with shallow water tables are more prone to produce runoff that contains this product. A level, well maintained vegetative buffer strip between areas to which this product is applied and surface water features such as ponds, streams and springs will reduce the potential for contamination of water from runoff. In order to reduce runoff of this product it is recommended that applications are not made within 48 hours of a predicted rainfall event. Sound erosion control practices will reduce this product's contribution to surface water contamination.

Physical and Chemical Hazards

Do not use or store near heat or open flame.

Do not apply this product through any type of irrigation system.

STORE AT TEMPERATURES ABOVE 32°F.

(BULK BASE LABEL ONLY)

CONDITIONS OF SALE AND LIMITATION OF WARRANTY AND LIABILITY

NOTICE: Read the entire Directions for Use and Conditions of Sale and Limitation of Warranty and Liability before buying or using this product. If the terms are not acceptable, return the product at once, unopened, and the purchase price will be refunded.

The Directions for Use of this product must be followed carefully. It is impossible to eliminate all risks inherently associated with the use of this product. Crop injury, ineffectiveness or other unintended consequences may result because of such factors as manner of use or application, weather or crop conditions, presence of other materials or other influencing factors in the use of the product, which are beyond the control of SYNGENTA CROP PROTECTION, INC. or Seller. To the extent permitted by applicable law, Buyer and User agree to hold SYNGENTA and Seller harmless for any claims relating to such factors.

SYNGENTA warrants that this product conforms to the chemical description on the label and is reasonably fit for the purposes stated in the Directions for Use, subject to the inherent risks referred to above, when used in accordance with directions under normal use conditions. To the extent permitted by applicable law: (1) this warranty does not

extend to the use of the product contrary to label instructions or under conditions not reasonably foreseeable to or beyond the control of Seller or SYNGENTA, and (2) Buyer and User assume the risk of any such use. TO THE EXTENT PERMITTED BY APPLICABLE LAW, SYNGENTA MAKES NO WARRANTIES OF MERCHANTABILITY OR OF FITNESS FOR A PARTICULAR PURPOSE NOR ANY OTHER EXPRESS OR IMPLIED WARRANTY EXCEPT AS WARRANTED BY THIS LABEL.

To the extent permitted by applicable law, in no event shall SYNGENTA be liable for any incidental, consequential or special damages resulting from the use or handling of this product. **TO THE EXTENT PERMITTED BY APPLICABLE LAW, THE EXCLUSIVE REMEDY OF THE USER OR BUYER, AND THE EXCLUSIVE LIABILITY OF SYNGENTA AND SELLER FOR ANY AND ALL CLAIMS, LOSSES, INJURIES OR DAMAGES (INCLUDING CLAIMS BASED ON BREACH OF WARRANTY, CONTRACT, NEGLIGENCE, TORT, STRICT LIABILITY OR OTHERWISE) RESULTING FROM THE USE OR HANDLING OF THIS PRODUCT, SHALL BE THE RETURN OF THE PURCHASE PRICE OF THE PRODUCT OR, AT THE ELECTION OF SYNGENTA OR SELLER, THE REPLACEMENT OF THE PRODUCT.**

SYNGENTA and Seller offer this product, and Buyer and User accept it, subject to the foregoing Conditions of Sale and Limitation of Warranty and Liability, which may not be modified except by written agreement signed by a duly authorized representative of SYNGENTA.

STORAGE AND DISPOSAL

Do not contaminate water, food, or feed by storage and disposal.

Storage

Store at temperatures above 32°F.

Pesticide Disposal

Wastes resulting from the use of this product are acutely hazardous. Improper disposal of unused pesticide, spray mixture, or rinsate that cannot be used according to label instructions must be disposed of according to federal, state, or local procedures. For guidance in proper disposal methods, contact your State Pesticide or Environmental Control Agency, or the Hazardous Waste representative at the nearest EPA Regional Office.

Container Handling [less than 5 gallons]

Non-refillable container. Do not reuse or refill this container. Offer for recycling if available. Triple rinse container (or equivalent) promptly after emptying. Triple rinse as follows: Empty the remaining contents into application equipment or a mix tank and drain for 10 seconds after the flow begins to drip. Fill the container ¼ full with water and recap. Shake for 10 seconds. Pour rinsate into application equipment or a mix tank or store rinsate for later use and disposal. Drain for 10 seconds after the flow begins to

drip. Repeat this procedure two more times.

Container Handling [Bulk/Mini-bulk]

Refillable container. Refill this container with pesticide only. Do not use this container for any other purpose. Cleaning the container before final disposal is the responsibility of the person disposing of the container. Cleaning before refilling is the responsibility of the refiller. To clean container before final disposal, empty the remaining contents from this container into application equipment or mix tank. Fill the container about 10 percent full with water. Agitate vigorously or recirculate water with the pump for 2 minutes. Pour or pump rinsate into application equipment or rinsate collection system. Repeat this rinsing procedure two more times.

For minor spills, leaks, etc., follow all precautions indicated on this label and clean up immediately. Take special care to avoid contamination of equipment and facilities during cleanup procedures and disposal of wastes. In the event of a major spill, fire, or other emergency, call 1-800-888-8372, day or night.

CONTAINER IS NOT SAFE FOR FOOD, FEED OR DRINKING WATER.

Prime +® and the Syngenta logo are trademarks of a Syngenta Group Company

©20__ Syngenta

Manufactured for:
Syngenta Crop Protection, Inc.
P. O. Box 18300
Greensboro, North Carolina 27419-8300

PRI + 640 DEC10 DATA CALL-IN B CLEAN – df – 1/28/13
000100-00640.20101213B.PRI+-DEC10-DATA-CALL-IN-B-CLEAN.PDF

