

100p
Highlighted copy

WPS
Water Soluble Bag

Ridomil MZ@58
Fungicide

For control of certain diseases of cucumbers, melons, summer squash, grapes, onions, potatoes, sugar beets, and tomatoes

Five Lbs. Ten Lbs.
Net Weight Net Weight

Active Ingredients:

Metalaxyl: N-(2,6-dimethylphenyl)-N-(methoxyacetyl) alanine methyl ester 10.0%
A coordination product of zinc ion and manganese ethylene bisdithiocarbamate* 48.0%
in which the ingredients are:
Manganese⁺⁺ 9.6%
Zinc⁺⁺ 1.2%
Ethylene bisdithiocarbamate ion
(C4H6N2S4) 37.2%

Inert Ingredients: 42.0%
Total: 100.0%

*Same as the active ingredient found in Dithane® M-45 and Manzate® 200.

Ridomil MZ58 is a wettable powder

KEEP OUT OF REACH OF CHILDREN.

WARNING

AVISO

Si usted no entiende la etiqueta, busque a alguien para que se la explique a usted en detalle. (If you do not understand the label, find someone to explain it to you in detail.)

See additional precautionary statements on left side of bag.


See directions for use on right side of bag.

EPA Reg. No. 100-629

EPA Est. No. 5905-GA-01^H
10163-AZ-1^G (superscript is first letter of lot number on bag)

Ciba-Geigy

This outer protective container contains Ridomil MZ58 in an inner water-soluble bag. Entire inner bag and contents dissolve in water. After opening outer container, immediately dump entire unopened inner bag into the partially filled sprayer or mix tank. Do not handle the soluble bag or expose it to moisture, since this may cause rupturing.



DIRECTIONS FOR USE AND CONDITIONS OF SALE AND WARRANTY

IMPORTANT: Read the entire Directions for Use and the Conditions of Sale and Warranty before using this product. If terms are not acceptable, return the unopened product container at once.

Conditions of Sale and Warranty

The Directions for Use of this product reflect the opinion of experts based on field use and tests. The directions are believed to be reliable and should be followed carefully. However, it is impossible to eliminate all risks inherently associated with use of this product. Crop injury, ineffectiveness, or other unintended consequences may result because of such factors as weather conditions, presence of other materials, or the manner of use or application all of which are beyond the control of Ciba-Geigy or the Seller. All such risks shall be assumed by the Buyer.

Ciba-Geigy warrants that this product conforms to the chemical description on the label and is reasonably fit for the purposes referred to in the Directions for Use subject to the inherent risks referred to above. Ciba-Geigy makes no other express or implied warranty of Fitness or Merchantability or any other express or implied warranty. In no case shall Ciba-Geigy or the Seller be liable for consequential, special, or indirect damages resulting from the use or handling of this product. Ciba-Geigy and the Seller offer this product, and the Buyer and user accept it, subject to the foregoing Conditions of Sale and Warranty, which may be varied only by agreement in writing signed by a duly authorized representative of Ciba-Geigy.

RECEIVED

2/10

DIRECTIONS FOR USE

It is a violation of Federal law to use this product in a manner inconsistent with its labeling.

Do not apply this product in a way that will contact workers or other persons, either directly or through drift. Only protected handlers may be in the area during application. For any requirements specific to your State or Tribe, consult the agency responsible for pesticide regulation.

AGRICULTURAL USE REQUIREMENTS

Use this product only in accordance with its labeling and with the Worker Protection Standard, 40 CFR part 170. This Standard contains requirements for the protection of agricultural workers on farms, forests, nurseries, and greenhouses, and handlers of agricultural pesticides. It contains requirements for training, decontamination, notification, and emergency assistance. It also contains specific instructions and exceptions pertaining to the statements on this label about personal protective equipment (PPE) and restricted-entry interval. The requirements in this box only apply to uses of this product that are covered by the Worker Protection Standard.

Do not enter or allow worker entry into treated areas during the restricted entry interval (REI) of 24 hours.

PPE required for early entry to treated areas that is permitted under the Worker Protection Standard and that involves contact with anything that has been treated, such as plants, soil, or water is:

- Coveralls over long-sleeved shirt and long pants
- Waterproof gloves
- Shoes plus socks

FAILURE TO FOLLOW THE DIRECTIONS FOR USE AND PRECAUTIONS ON THIS LABEL MAY RESULT IN POOR DISEASE CONTROL, CROP INJURY, OR ILLEGAL RESIDUES.

General Information

Ridomil MZ58 contains 10% of the active ingredient metalaxyl, and 48% of the active ingredient mancozeb. Metalaxyl is a systemic fungicide for use on selected crops to control diseases caused by members of the Phycomycete family of fungi. Mancozeb is effective against a wide range of fungal pathogens.

Note: Metalaxyl is a systemic fungicide having a specific mode of action and could be subject to development of insensitive strains of fungi. Development of insensitivity cannot be predicted. Therefore, Ciba-Geigy cannot assume liability for crop damage resulting from insensitive strains of fungi. If treatment is not effective following the use of Ridomil MZ58 as recommended, an insensitive strain of fungi may be present. If the treatment is ineffective due to the presence of a metalaxyl insensitive strain of fungi, neither Ridomil MZ58 nor any other fungicide with similar action will effectively control that disease. Consideration should then be given to the prompt use of other types of suitable fungicides. Consult with your State Agricultural Experiment Station or Extension Service Specialist for guidance in your particular crop and disease control situation. THIS LABEL IS FOR FIELD USE ONLY AND IS NOT INTENDED FOR USE ON TRANSPLANT TRAYS, GREENHOUSES, LATH HOUSES, OR IN BEDDING PLANT STRUCTURES.

Do not make applications when weather conditions favor drift from target area. Avoid spray overlap as crop injury may result.

Precaution: If this product is used on a crop, no other product containing a different EBDC active ingredient may be used on the same crop during the same growing season. For example, do not apply Maneb, Manzate® 80W, or Dithane™ M-22 or any other product containing maneb.

Mixing Instructions

Prepare no more spray mixture than is needed for the immediate operation. Thoroughly clean spray equipment before using this product. Vigorous agitation is necessary to maintain tank mix uniformity. Maintain a maximum of agitation throughout the spraying operation. Flush spray tank thoroughly with water daily after use and dispose of pesticide rinsate by application to an already treated area.

Amount of water needed per acre will vary according to the

BEST AVAILABLE COPY

amount of plant growth. For dilute ground applications, the water volume will vary from 20-150 gals./A. For aerial applications, apply in 3-10 gals. of water/A. To minimize the potential of drift from target area, applications at wind speeds greater than 10 mph are not recommended. DO NOT USE LESS THAN 5 GALLONS PER ACRE IN CALIFORNIA.

Precaution: Water-soluble prepacks of Ridomil MZ58 must be completely dissolved and dispersed in water before any other tank mix partner, including micronutrients or other liquid or dry fertilizers, are added to the spray solution.

Ridomil MZ58 Alone: Add 2/3 of the required amount of water to the spray or mixing tank. With the agitator running, drop the required number of unopened soluble bags of Ridomil MZ58 into the tank all at once. Continue agitation while adding the remainder of the water. Begin application of the spray solution after the pouches have dissolved, and the material has completely dispersed into the mix water. Maintain agitation until all of the mixture has been applied.

Diflufenican deleted

Ridomil MZ58 + Tank Mixtures: Ridomil MZ58 is usually compatible with Bravo®, Dithane M-45™, D·z·n®, and Manzate® 200. Add 2/3 of the required amount of water to the spray or mixing tank. With the agitator running, drop the required number of unopened soluble bags of Ridomil MZ58 into the tank all at once. Continue agitation while adding the remainder of the water. Allow the bags of Ridomil MZ58 to dissolve and the product to completely disperse into the mix water. Then add the desired amount of other products recommended for tank mixture and allow them to become completely dispersed. Continue agitation to maintain a uniform suspension until all of the spray solution has been applied.

Note: Do not let spray mixture stand overnight in the spray tank. Rinse spray tank at the end of the day.

Application Through Irrigation Systems

Ridomil MZ58 alone or in combination with other fungicides which are registered for sprinkler irrigation may be applied through irrigation systems.

Apply this product only through center pivot, solid set, hand move, or moving wheel irrigation systems. Do not apply this product through any other type of irrigation system. Crop injury, lack of effectiveness, or illegal pesticide residues in the crop can result from nonuniform distribution of treated water. If you have questions about calibration, you should contact State Extension Service specialists, equipment manufacturers or other experts. Do not connect an irrigation system (including greenhouse systems) used for pesticide application to a public water system unless the pesticide label-prescribed safety devices for public water systems are in place. A person knowledgeable of the chemigation system and responsible for its operation, or under the supervision of the responsible person,

BEST AVAILABLE COPY

600/10

shall shut the system down and make necessary adjustments should the need arise.

Operating Instructions

1. The system must contain a functional check valve, vacuum relief valve, and low pressure drain appropriately located on the irrigation pipeline to prevent water-source contamination from backflow.
2. The pesticide injection pipeline must contain a functional, automatic, quick-closing check valve to prevent the flow of fluid back toward the injection pump.
3. The pesticide injection pipeline must also contain a functional, normally closed, solenoid-operated valve located on the intake side of the injection pump and connected to the system interlock to prevent fluid from being withdrawn from the supply tank when the irrigation system is either automatically or manually shut down.
4. The system must contain functional interlocking controls to automatically shut off the pesticide injection pump when the water pump motor stops.
5. The irrigation line or water pump must include a functional pressure switch which will stop the water pump motor when the water pressure decreases to the point where pesticide distribution is adversely affected.
6. Systems must use a metering pump, such as a positive displacement injection pump (e.g., diaphragm pump) effectively designed and constructed of materials that are compatible with pesticides and capable of being fitted with a system interlock.
7. Do not apply when wind speed favors drift beyond the area intended for treatment.

Application Instructions

Ridomil MZ58 must be applied on the schedule specified in the specific crop use recommendations, not according to the irrigation schedule. If irrigation schedules are used, ground or aerial applications must supplement chemigation applications to achieve adequate disease control.

With the exception of potatoes, Ridomil MZ58 has not been sufficiently tested to assure consistent product performance for all labeled uses when applied through chemigation systems. The following calibration and application techniques are provided for user reference, but do not constitute a warranty of fitness for application through sprinkler irrigation equipment. Users should check with state and local regulatory agencies for potential use restrictions before applying any agricultural chemical through sprinkler irrigation equipment.

BEST AVAILABLE COPY

Center-Pivot Irrigation Equipment (Use only with drive systems which provide uniform water distribution)

1. Determine the size of the area to be treated.
2. Determine the time required to apply 1/4 inch water over the area to be treated when the system and injection equipment is operated at normal pressures recommended by the equipment manufacturer. Run the system at 80-95% of the manufacturer's rated capacity.
3. Using water, determine the injection pump output when operated at normal line pressure.
4. Determine the amount of Ridomil MZ58 required to treat the area covered by the irrigation system.
5. Add the required number of Ridomil MZ58 soluble bags and sufficient water to meet the injection time requirements to the solution tank. (See Mixing Instructions section of this label.)
6. Maintain constant solution tank agitation during the injection period.
7. Stop injection equipment after treatment is completed. Continue to operate the system until the Ridomil MZ58 solution has cleared the sprinkler head.

Solid Set, Hand Move and Moving Wheel Irrigation Equipment

1. Determine the acreage covered by the sprinklers.
2. Fill injector solution tank with water and adjust flow rate to use the contents over a 20 to 30 minute interval.
3. Determine the amount of Ridomil MZ58 required to treat the area covered by the irrigation system.
4. Add the required number of Ridomil MZ58 soluble bags into the same quantity of water used to calibrate the injection period. (See Mixing Instructions section of this label.)
5. Operate system at the same pressure and time interval established during the calibration.
6. Inject Ridomil MZ58 at the end of the irrigation cycle or as a separate application to maximize retention of the fungicide by the foliage.
7. Stop injection equipment after treatment is completed. Continue to operate the system under the Ridomil MZ58 solution has cleared the last sprinkler head.

IMPORTANT

Do not allow Ridomil MZ58 to become wet or overheated during storage as this may lead to the soluble bag rupturing or to chemical changes which will impair the fungicidal effectiveness of Ridomil MZ58 and which may also generate flammable vapors.

Cucumbers, Melons* and Summer Squash

*(Cantaloupe, Casaba, Crenshaw, Honeydew, and Watermelons)

Ridomil MZ58 provides effective control of downy mildew caused by Pseudoperonospora cubensis when used as a foliar spray in a preventive disease control program.

Apply 1 1/2-2 lbs. Ridomil MZ58 per acre in sufficient water to obtain thorough coverage. Begin applications when conditions are favorable for disease, but before infection, and continue at 14-day intervals until the threat of disease is over. Under heavy disease pressure, use the higher rate of Ridomil MZ58. Avoid late season applications when plants reach full maturity or begin senescence.

Notes: (1) To avoid possible illegal residues, do not make the last application within 5 days of harvest. (2) You may make up to 4 applications of Ridomil MZ58 per crop. (3) If conditions for downy mildew development are still favorable after making 4 applications of Ridomil MZ58, use other fungicides registered for downy mildew control on cucumbers, melons, and summer squash. (4) If other registered fungicides containing mancozeb are used during the growing season, do not exceed a total of 19.2 lbs. of mancozeb active ingredient per acre. If tank mixed with other products containing mancozeb, do not exceed 2.4 lbs. mancozeb active ingredient per acre per application.

Order

Grapes


Ridomil MZ58 when used as a foliar application in a preventive disease control program will provide effective control of downy mildew caused by Plasmopora viticola.

Note: Apply only with ground equipment.

Apply 1.5-2.0 lbs./A of Ridomil MZ58. Make up to 4 applications beginning before bloom; do not make an application within 66 days of harvest. For late season downy mildew control, apply other registered fungicides.

Notes: (1) To avoid possible illegal residues, do not apply within 66 days of harvest. (2) You may make up to 4 applications of Ridomil MZ58 per crop. (3) If other registered fungicides containing mancozeb are used during the growing season, do not exceed a total of 19.2 lbs. of mancozeb active ingredient per acre on grapes grown east of the Rocky Mountains or 6 lbs

Order



2
10

of mancozeb active ingredient per acre on grapes grown west of the Rocky Mountains. If tank mixed with other products containing mancozeb, do not exceed 3.2 lbs. of mancozeb active ingredient east of the Rocky Mountains or 2.0 lbs. of mancozeb active ingredient west of the Rocky Mountains per acre per application.

(4) If Ridomil/Copper 70W is applied, do not apply more than a total of 0.8 lbs. ai/A of metalaxyl per crop per season. In California, do not apply Ridomil/Copper 70W after bloom.

(5) See local state and extension recommendations for varietal selection and proper spray timings.

Onions (Dry Bulb*)

*Includes garlic, onions (dry bulb), and shallots (dry bulb).

Ridomil MZ58 provides effective control of downy mildew caused by Peronospora destructor when used as a foliar spray in a preventive disease control program.

Apply 1 1/2-2 lbs. Ridomil MZ58 per acre in sufficient water to obtain thorough coverage. Begin applications when conditions are favorable for disease, but before infection, and continue at 14-day intervals until the threat of disease is over. Use a suitable spreader-sticker at rates recommended on the product label. Under heavy disease pressure, use the higher rate of Ridomil MZ58.

Notes: (1) To avoid possible illegal residues, do not make the last application within 7 days of harvest. (2) You may make up to 4 applications of Ridomil MZ58 per crop. (3) If conditions for downy mildew development are still favorable after making 4 applications of Ridomil MZ58, use other fungicides registered for downy mildew control in dry bulb onions. (4) If other registered fungicides containing mancozeb are used during the growing season, do not exceed a total of 24 lbs. of mancozeb active ingredient per acre. If tank mixed with other products containing mancozeb, do not exceed 2.4 lbs. mancozeb active ingredient per acre per application. (5) Do not apply to exposed bulbs.

Order

Potatoes

Ridomil MZ58, when used as a foliar application in a preventive disease control program, will provide effective control of late blight and tuber rot caused by Phytophthora infestans, Pythium leak caused by Pythium spp, and pink rot caused by Phytophthora erythroseptica. Make applications of Ridomil MZ58 in sufficient water to obtain thorough coverage for ground applications and in a **minimum of 5 gals.** of water per acre for aerial applications:

It is recommended that this product be used within an Integrated Pest Management Program. Also, vine-kill should occur 14 days before harvest.

Late Blight and Early Blight: Apply a tank mix of 2.0 lbs. of

BEST AVAILABLE COPY

10.2.10
1

Ridomil MZ58 per acre plus 0.6 lb. ai/A of mancozeb. Begin preventive applications early in the season when conditions are favorable for disease (before infection) but no later than when the plant foliage meets within the row. Make up to 3 applications of the Ridomil MZ58/mancozeb tank mixture at 14-day intervals. The full rate of a protectant fungicide should be applied between Ridomil MZ58 applications. Following the 3 Ridomil MZ58 applications, apply the full rate of a protectant fungicide on a weekly schedule through the remainder of the season.

Tuber Rot (caused by *Phytophthora infestans*), Pythium Leak (caused by *Pythium* spp.), and Pink Rot (caused by *Phytophthora erythroseptica*): For effective control of these storage rots, Ridomil MZ58 should be used in conjunction with other management practices such as crop rotation. Apply 2 lbs. Ridomil MZ58 per acre. Make the first application at flowering and another one 14 days later. If the field has a history of tuber disease problems, make a third application 14 days after the second application. If late blight is present, refer to the treatment schedule in the late blight section of this label.

Note: If applications of Ridomil MZ58 are being made for late blight control that correspond to the timing of applications for tuber disease control, additional applications for tuber disease control are not needed.

Notes: (1) To avoid possible illegal residues, do not apply Ridomil MZ58 within 3 days of harvest in CT, DE, FL, MA, ME, MI, NH, NY, OH, PA, RI, VT and WI or at least 14 days elsewhere. (2) You may make up to 3 applications of Ridomil MZ58 per crop. (3) If conditions for late blight development are still favorable after making 3 applications of Ridomil MZ58, use other fungicides registered for late blight control in potatoes. (4) Do not tank mix with amobam or Polyram®. (5) If other registered fungicides containing mancozeb are used during the growing season, do not exceed a total of 11.2 lbs. of mancozeb active ingredient per acre. If tank mixed with other products containing mancozeb, do not exceed 1.6 lbs. mancozeb active ingredient per acre per application.

Order

Sugar Beets

Ridomil MZ58, when used as a foliar application in a preventive disease control program, will provide effective control of downy mildew caused by *Peronospora schachtii*.

Apply 1-1/2 - 2 lbs. Ridomil MZ58 per acre. Begin application when conditions are favorable for disease, but before infection, and continue at 14-day intervals until the threat of disease is over. Under heavy disease pressure, use the higher rate of Ridomil MZ58.

Notes: (1) To avoid possible illegal residues, do not make the last application within 14 days of harvest. (2) You may make up to 4 applications of Ridomil MZ58 per crop. (3) If conditions

Order

BEST AVAILABLE COPY

for downy mildew development are still favorable after making 4 applications of Ridomil MZ58, use other fungicides registered for downy mildew control in sugar beets. (4) If other registered fungicides containing mancozeb are used during the growing season, do not exceed a total of 11.2 lbs. of mancozeb active ingredient per acre. If tank mixed with other products containing mancozeb, do not exceed 1.6 lbs. mancozeb active ingredient per acre per application, and (5) Do not feed treated tops to livestock.

Tomatoes


Ridomil MZ58, when used as a foliar application in a preventive disease control program, will provide effective control of late blight caused by *Phytophthora infestans*. Make applications of Ridomil MZ58 in sufficient water to obtain thorough coverage for ground applications and in a minimum of 5 gals. of water per acre for aerial applications.

Apply a tank mix of 2 lbs. Ridomil MZ58 per acre plus 0.6 lb. ai/A of mancozeb. Begin applications early season when conditions are favorable for disease (before infection). Make up to 3 applications of the Ridomil MZ58/mancozeb tank mixture at 14-day intervals. The full rate of a protectant fungicide should be applied between Ridomil MZ58 applications. Following the 3 Ridomil MZ58 applications, apply the full rate of a protectant fungicide on a weekly schedule through the remainder of the season.

Note: When conditions are favorable for development of diseases other than late blight, any registered fungicides which control those diseases may be applied according to their label directions. When making applications of Manzate 200 or Dithane M-45, use 1 lb. of product and 1 1/2 lbs. of Ridomil MZ58 per acre every 14 days for control of late blight in areas west of the Mississippi River or 2 lbs. of product and 1 1/2 lbs. of Ridomil MZ58 on the same schedule for areas east of the Mississippi River. Observe all precautions and restrictions that appear on the labels of other products applied with Ridomil MZ58.

Notes: (1) To avoid possible illegal residues, do not apply Ridomil MZ58 within 5 days of harvest. (2) You may make up to 3 applications of Ridomil MZ58 per crop. (3) If conditions for late blight development are still favorable after making 3 applications of Ridomil MZ58, use other fungicides registered for late blight control in tomatoes. (4) Do not tank mix with amobam, Polyram, thiram, or ziram. (5) If other registered fungicides containing mancozeb are used during the growing season, do not exceed a total of 16.8 lbs. of mancozeb active ingredient per acre on tomatoes grown east of the Mississippi River and 6.4 lbs. of mancozeb active ingredient on tomatoes grown west of the Mississippi River. If tank mixed with other products containing mancozeb, do not exceed 1.6 lbs. mancozeb active ingredient west of the Mississippi River or 2.4 lbs. mancozeb active ingredient east of the Mississippi River per acre per application.

Order



2-21-58

Plant Back Restrictions

Do not plant any crop which is not registered for use with metalaxyl in metalaxyl-treated soil for a period of 12 months, with the exception of wheat, barley and oats. See following list.

	Planting Time From Last Application of <u>Crop of Ridomil MZ58</u>
Alfalfa (including birdsfoot trefoil)	-0- Days
Almonds	-0- Days
Apples	-0- Days
Asparagus	-0- Days
Avocados	-0- Days
Blueberries	-0- Days
Broccoli	-0- Days
Cabbage	-0- Days
Cauliflower	-0- Days
Chinese Broccoli (gai lon, white flowering broccoli)	-0- Days
Chinese Cabbage (tight-heading varieties only)	-0- Days
Citrus	-0- Days
Cotton	-0- Days
Cranberries	-0- Days
Cucurbit Vegetables	-0- Days
Deciduous Fruits and Nuts	-0- Days
Eggplant	-0- Days
Ginseng	-0- Days
Grapes	-0- Days
Head Lettuce	-0- Days
Hops	-0- Days
Legume Vegetables	-0- Days
Onions (dry bulb and seed only)	-0- Days
Papaya	-0- Days
Peanuts	-0- Days
Peppers	-0- Days
Pineapples	-0- Days
Potatoes	-0- Days
Raspberries	-0- Days
Root and Tuber Vegetables	-0- Days
Soybeans	-0- Days
Spinach	-0- Days
Stone Fruits	-0- Days
Strawberries	-0- Days
Sugar Beets	-0- Days
Tobacco	-0- Days
Tomatoes	-0- Days
Walnuts	-0- Days
Wheat, Barley, Oats	40 Days
Corn	12 Months
Crops <u>Not Intended</u> for Food or Feed	-0- Days
Other Crops <u>Intended</u> for Food or Feed	12 Months

BEST AVAILABLE COPY

Storage and Disposal

Storage - Store in a cool, dry place. Do not store this product under wet conditions.

Pesticide Disposal

Do not contaminate water, food or feed by storage, disposal, or cleaning of equipment. Open dumping is prohibited. Wastes resulting from the use of this product are toxic. Improper disposal of unused pesticide, spray mixture, or rinsate is a violation of federal law. Pesticide, spray mixture, or rinsate that cannot be used according to label instructions must be disposed of according to federal, state or local procedures. For guidance in proper disposal methods, contact your State Pesticide or Environmental Control Agency, or the Hazardous Waste representative at the nearest EPA Regional Office.

Container Disposal

Do not reuse outer container. Dispose of empty outer container in a sanitary landfill or by incineration, or by open burning, if allowed by state and local authorities. If burned, keep out of smoke.

For minor spills, etc., follow all precautions indicated on this label and clean up immediately. Take special care to avoid contamination of equipment and facilities during cleanup and disposal of wastes. In the event of a major spill, fire or other emergency, call 1-800-888-8372 day or night.

Precautionary Statements

Hazards to Humans and Domestic Animals


WARNING/AVISO

Harmful if swallowed, inhaled or absorbed through the skin. Causes eye irritation. Avoid breathing dust or spray mist. Avoid contact with eyes, skin or clothing. This product may cause allergic skin reaction in some individuals.

Statement of Practical Treatment

If swallowed: Call a physician or Poison Control Center. Drink 1 or 2 glasses of water and induce vomiting by touching back of throat with finger. Do not induce vomiting or give anything by mouth to an unconscious person.

If on skin: Wash with plenty of soap and water. Get medical attention.



10/16

If inhaled: Remove victim to fresh air. Get medical attention.

If in eyes: Flush eyes with plenty of water. Call a physician if irritation persists.

Note to Physician: There is no specific antidote for Ridomil MZ58. Lavage stomach. Give a saline laxative and supportive therapy.

Personal Protective Equipment:

Handlers who may be exposed to the dilute through application or other tasks must wear:

- Coveralls over long-sleeved shirt and long pants
- Waterproof gloves
- Shoes plus socks

Handlers who may be exposed to the concentrate through mixing, loading, application, or other tasks must wear:

- Coveralls over long-sleeved shirt and long pants
- Waterproof gloves
- Shoes plus socks
- Protective eyewear
- Chemical-resistant apron when mixing or loading

Discard clothing and other absorbent materials that have been drenched or heavily contaminated with this product's concentrate. Do not reuse them. Follow manufacturer's instructions for cleaning/maintaining PPE. If no such instructions for washables, use detergent and hot water. Keep and wash PPE separately from other laundry.

Engineering Control Statements:

Human flaggers must be in enclosed cabs.

When handlers use closed systems, enclosed cabs, or aircraft in a manner that meets the requirements listed in the Worker Protection Standard (WPS) for agricultural pesticides [40 CFR 170.240(d)(4-6)], the handler PPE requirements may be reduced or modified as specified in the WPS.

BEST AVAILABLE COPY

User Safety Recommendations:

Users should:

- Wash hands before eating, drinking, chewing gum, using tobacco or using the toilet.
- Remove clothing immediately if pesticide gets inside. Then wash thoroughly and put on clean clothing.
- Remove PPE immediately after handling this product. Wash the outside of gloves before removing. As soon as possible, wash thoroughly and change into clean clothing.

Environmental Hazards

This product is toxic to fish. Drift and runoff from treated areas may be hazardous to aquatic organisms in neighboring areas. For terrestrial uses, do not apply directly to water, or to areas where surface water is present, or to intertidal areas below the mean high water mark. Apply only as specified on this label. Do not apply when weather conditions favor drift from treated areas. Do not contaminate water by disposal of equipment wash waters or rinsate.

Ridomil®, Ridomil MZ®58, and D·z·n® trademarks of Ciba-Geigy Corporation
U.S. Patent No. 4,151,299

Bravo® trademark of ISK Biotech

Dithane® trademark of Rohm and Haas Company

Manzate® trademark of E. I. duPont de Nemours and Company

Polyram® trademark of BASF Corporation

©1994 Ciba-Geigy Corporation

Ciba Plant Protection
Ciba-Geigy Corporation
Greensboro, North Carolina 27419

BEST AVAILABLE COPY

	February 9, 1983
Revised	June 28, 1983
Revised	February 10, 1984
Revised	April 23, 1985
Revised	October 30, 1985
Revised	May 15, 1986
Revised	February 25, 1987

Revised July 20, 1987
Revised March 28, 1938
(corrected Chinese cabbage)
Revised April 19, 1989
(water soluble bag)
Revised September 18, 1989
Metalaxyl FRSTR labeling
Revised January 22, 1990
Precautionary Statement additions
Revised October 15, 1991
New graphics
Revised April 15, 1992
cucurbits, sugar beets, hand
move irrigation
Revised August 7, 1992
wheat, barley, oats rotation
Revised August, 1992
potato PHI - addition of
4 states to 3 day PHI
Revised June, 1993
added DFU for grapes
Revised August 1993
WPS changes
Revised February 4, 1994
Administrative label changes
including insensitivity,
re-ordering notes, plantback
list and others

CGA 65L22 (5 lb. bag)
CGA 65L26 (10 lb. bag)

[GANNONC.LABELR]RDMZ58-B - 3/10/94