


100-620

7-27-2001

1/13

Please read instructions on reverse before completing form.

 United States Environmental Protection Agency Washington, DC 20460	<input type="checkbox"/> Registration <input type="checkbox"/> Amendment <input checked="" type="checkbox"/> Other	OPP Identifier Number NOTIFICATION
---	--	--

Application for Pesticide - Section I

1. Company/Product Number 100-620	2. EPA Product Manager Jim Tompkins	3. Proposed Classification <input checked="" type="checkbox"/> None <input type="checkbox"/> Restricted
4. Company/Product (Name) Caparol® 4L Herbicide	PM# 25	
5. Name and Address of Applicant (Include ZIP Code) Syngenta Crop Protection, Inc. P. O. Box 18300 Greensboro, NC 27419 <input type="checkbox"/> Check if this is a new address		6. Expedited Review. In accordance with FIFRA Section 3(c)(3) (b)(i), my product is similar or identical in composition and labeling to: EPA Reg. No. _____ Product Name _____

Section - II


<input type="checkbox"/> Amendment - Explain below.	<input type="checkbox"/> Final printed labels in response to Agency letter dated _____	NOTIFICATION JUL 27 2001
<input type="checkbox"/> Resubmission in response to Agency letter dated _____	<input type="checkbox"/> "Me Too" Application.	
<input checked="" type="checkbox"/> Notification - Explain below.	<input type="checkbox"/> Other - Explain below.	

Explanation: Use additional page(s) if necessary. (For Section I and Section II.)
 This notification is consistent with the provisions of PR Notice 98-10 and EPA regulations at 40 CFR 152.46, and no other changes have been made to the labeling or the confidential statement of formula of this product. I understand that it is a violation of 18 U.S.C. Sec. 1001 to willfully make any false statement to EPA. I further understand that if this notification is not consistent with the terms of PR Notice 98-10 and 40 CFR 152.46, this product may be in violation of FIFRA and I may be subject to enforcement action and penalties under sections 12 and 14 of FIFRA. The following changes are being made via this notification: 1) Company name and address have been updated to reflect Syngenta Crop Protection, Inc. 2) The Conditions of Sale and Warranty statement has been changed to reflect the name change. Because Syngenta has been formed by the merger of Novartis Crop Protection, Inc. and Zeneca Ag Products, we have chosen to use the former Zeneca warranty statement as the Syngenta warranty statement. No other changes occur in the statement other than the name change. 3) The copyright date reflects Syngenta. 4) Trademark statements have been updated to reflect Syngenta for those products for which Syngenta holds the trademark. 5) The Internet address has been changed to reflect Syngenta. 6) Other places in the label which referring to the company name have been updated.

Section - III

1. Material This Product Will Be Packaged In:						2. Type of Container	
Child-Resistant Packaging <input type="checkbox"/> Yes <input type="checkbox"/> No	Unit Packaging <input type="checkbox"/> Yes <input type="checkbox"/> No	Water Soluble Packaging <input type="checkbox"/> Yes <input type="checkbox"/> No					
*Certification must be submitted		If "Yes" Unit Packaging wgt.	No. per Container	If "Yes" Unit Packaging wgt.	No. per container	<input type="checkbox"/> Metal <input type="checkbox"/> Plastic <input type="checkbox"/> Glass <input type="checkbox"/> Paper <input type="checkbox"/> Other (Specify) _____	
3. Location of Net Contents Information <input type="checkbox"/> Label <input type="checkbox"/> Container			4. Size(s) Retail Container		5. Location of Label Directions <input type="checkbox"/> On Label <input type="checkbox"/> On Labeling accompanying product		
6. Manner in Which Label is Affixed to Product						<input type="checkbox"/> Other _____	
						<input type="checkbox"/> Lithograph <input type="checkbox"/> Paper glued <input type="checkbox"/> Stenciled	

Section - IV

1. Contact Point (Complete items directly below for identification of individual to be contacted, if necessary, to process this application)		
Name Nan S. Padgett	Title Label Group Leader	Telephone No. (Include Area Code) 336-632-7567
I certify that the statements I have made on this form and all attachments thereto are true, accurate and complete. I acknowledge that any knowingly false or misleading statement may be punishable by fine or imprisonment or both under applicable law.		6. Date Application Received (Stamped)
2. Signature 	3. Title Label Group Leader	
4. Typed Name Nan S. Padgett	5. Date July 13, 2001	

NOTIFICATION
JUL 27 2001

Caparol®



4L HERBICIDE

For selective weed control in cotton, celery, and pigeon peas

Active Ingredient:	
Prometryn: 2,4-bis(isopropylamino)-6-(methylthio)-s-triazine	44.4%
<hr/>	
Other Ingredients:	55.6%
Total:	100.0%

Caparol 4L contains 4 lbs. active ingredient per gallon.
Shake well before using.

**KEEP OUT OF REACH OF CHILDREN.
CAUTION**

See additional precautionary statements and directions for use inside booklet.

EPA Reg. No. 100-620


SCP 620A-L10H 0501



CONDITIONS OF SALE AND LIMITATION OF WARRANTY AND LIABILITY

NOTICE: Read the entire Directions for Use and Conditions of Sale and Limitation of Warranty and Liability before buying or using this product. If the terms are not acceptable, return the product at once, unopened, and the purchase price will be refunded.

The Directions for Use of this product should be followed carefully. It is impossible to eliminate all risk inherently associated with the use of this product. Crop injury, ineffectiveness or other unintended consequences may result because of such factors as manner of use or application, weather or crop conditions, presence of other materials or other influencing factors in the use of the product, which are beyond the control of SYNGENTA CROP PROTECTION, Inc. or Seller. All such risks shall be assumed by Buyer and User, and Buyer and User agree to hold SYNGENTA and Seller harmless for any claims relating to such factors.



SYNGENTA warrants that this product conforms to the chemical description on the label and is reasonably fit for the purposes stated in the Directions for Use, subject to the inherent risks referred to above, when used in accordance with directions under normal use conditions. This warranty does not extend to the use of the product contrary to label instructions, or under abnormal conditions or under conditions not reasonably foreseeable to or beyond the control of Seller or SYNGENTA, and Buyer and User assume the risk of any such use. SYNGENTA MAKES NO WARRANTIES OF MERCHANTABILITY OR OF FITNESS FOR A PARTICULAR PURPOSE NOR ANY OTHER EXPRESS OR IMPLIED WARRANTY EXCEPT AS STATED ABOVE.

In no event shall SYNGENTA or Seller be liable for any incidental, consequential or special damages resulting from the use or handling of this product. **THE EXCLUSIVE REMEDY OF THE USER OR BUYER, AND THE EXCLUSIVE LIABILITY OF SYNGENTA AND SELLER FOR ANY AND ALL CLAIMS, LOSSES, INJURIES OR DAMAGES (INCLUDING CLAIMS BASED ON BREACH OF WARRANTY, CONTRACT, NEGLIGENCE, TORT, STRICT LIABILITY OR OTHERWISE) RESULTING FROM THE USE OR HANDLING OF THIS PRODUCT, SHALL BE THE RETURN OF THE PURCHASE PRICE OF THE PRODUCT OR, AT THE ELECTION OF SYNGENTA OR SELLER, THE REPLACEMENT OF THE PRODUCT.**

SYNGENTA and Seller offer this product, and Buyer and User accept it, subject to the foregoing conditions of sale and limitations of warranty and of liability, which may not be modified except by written agreement signed by a duly authorized representative of SYNGENTA.

DIRECTIONS FOR USE

It is a violation of federal law to use this product in a manner inconsistent with its labeling.

Do not apply this product in a way that will contact workers or other persons, either directly or through drift. Only protected handlers may be in the area during application. For any requirements specific to your State or Tribe, consult the agency responsible for pesticide regulation.

AGRICULTURAL USE REQUIREMENTS

Use this product only in accordance with its labeling and with the Worker Protection Standard, 40 CFR part 170. This Standard contains requirements for the protection of agricultural workers on farms, forests, nurseries, and greenhouses, and handlers of agricultural pesticides. It contains requirements for training, decontamination, notification, and emergency assistance. It also contains specific instructions and exceptions pertaining to the statements on this label about personal protective equipment (PPE) and restricted-entry interval. The requirements in this box only apply to uses of this product that are covered by the Worker Protection Standard.

Do not enter or allow worker entry into treated areas during the restricted-entry interval (REI) of 12 hours for cotton and pigeon peas and 24 hours for celery. Exception: If the product is soil-injected or soil-incorporated, the Worker Protection Standard, under certain circumstances, allows workers to enter the treated area if there will be no contact with anything that has been treated.

PPE required for early entry to treated areas that is permitted under the Worker Protection Standard and that involves contact with anything that has been treated, such as plants, soil, or water is:

- Coveralls
- Chemical-resistant gloves, such as barrier laminate or viton
- Shoes plus socks

FAILURE TO FOLLOW THE DIRECTIONS FOR USE AND PRECAUTIONS ON THIS LABEL MAY RESULT IN CROP INJURY, POOR PERFORMANCE, AND/OR ILLEGAL RESIDUES.

Do not apply this product through any type of irrigation system.

GENERAL INFORMATION

Caparol 4L is a selective herbicide that may be applied either before or after weeds emerge for control of most annual broadleaf weeds and grasses, including groundcherry, lambsquarters, annual morningglory, malva, mustard, black nightshade, pigweed (carelessweed), purslane, Florida pusley, ragweed, smartweed, teaweed (prickly sida), barnyardgrass (watergrass), crabgrass, foxtail, goosegrass, junglerice, *Panicum* spp., signalgrass (and other *Brachiaria* spp.), and wild oats. Caparol 4L also controls shallow-germinating seedlings of cocklebur, coffeeweed, and sandbur. Caparol 4L will also provide partial control of spurred anoda (cottonweed), rough blackfoot (ironweed, cluster flaveria), and prairie sunflower in NM and western TX. Caparol 4L does not control johnsongrass, bermudagrass, other established perennials, or sprangletop at selective rates.

When applied before weeds emerge, Caparol 4L enters weeds through their roots. Thus, its effectiveness depends on moisture to move it into the soil. Under very dry soil conditions after application, a shallow cultivation or rotary hoeing will generally result in better weed control.

When applied to emerged weeds, Caparol 4L provides foliar knockdown and/or residual control of later germinating weeds, depending on the rate applied.

Following many years of continuous use of this product and chemically related products, biotypes of some of the weeds listed on this label have been reported which cannot be effectively controlled by this and related herbicides. Where this is known or suspected, and weeds controlled by this product are expected to be present along with resistant biotypes, we recommend the use of this product in registered combinations or in sequence with other registered herbicides which are not triazines. If only resistant biotypes are expected to be present, use a registered nontriazine herbicide. Consult with your State Agricultural Extension Service for specific recommendations.

To avoid spray drift, do not apply under windy conditions. Avoid spray overlap, as crop injury may result.

APPLICATION PROCEDURES

Ground application (All uses): Use conventional ground sprayers equipped with nozzles that provide accurate and uniform application.

Calibrate sprayer before use and recalibrate at the start of each season and when changing carriers. Unless otherwise specified, use a minimum of 20 gals. of spray mixture per acre for all preplant incorporated, preemergence, and postemergence applications (with or without surfactant) with ground equipment.

Use a pump with capacity to: (1) maintain 35-40 psi at nozzles, and (2) provide sufficient agitation in tank to keep mixture in suspension. A centrifugal pump which provides propeller shear action is recommended for dispersing and mixing this product. The pump should provide a minimum of 20 gals./minute/100 gal. tank size circulated through a correctly positioned sparger tube or jets.

For preplant incorporated or preemergence application, use flat fan nozzle tips. For postemergence band application, use drop extraction tubes off-center nozzle tips. For postemergence broadcast application, use flat fan or off-center nozzle tips. Use flood nozzle tips only in AZ and CA for lay-by treatment in cotton at least 18 inches tall.

Use screens to protect the pump and to prevent nozzles from clogging. Screens placed on the suction side of the pump should be 16-mesh or coarser. Do not place a screen in the recirculation line. Use 50-mesh or coarser screens between the pump and boom, and where required, at the nozzles. Check nozzle manufacturer's recommendations.

For band applications, calculate amount to be applied per acre as follows:

$$\frac{\text{band width in inches}}{\text{row spacing in inches}} \times \text{broadcast rate per acre} = \text{amount needed per acre of field}$$

Aerial application (Cotton and pigeon peas only): Use aerial application only where broadcast applications are specified. Use a minimum of 5 gals. of spray mixture per acre. Avoid applications under conditions where uniform coverage cannot be obtained or where excessive spray drift may occur.

Avoid application to humans or animals. Flagmen and loaders should avoid inhalation of spray mist and prolonged contact with skin.

To assure that spray will be controllable within the target area when used according to label directions, make applications at a maximum height of 10 ft. above vegetation, using low-drift nozzles at a maximum pressure of 40 psi, and restrict application to periods when wind speed does not exceed 10 mph. To assure that spray will not adversely affect adjacent sensitive nontarget plants, apply Caparol 4L by aircraft at a minimum upwind distance of 400 ft. from sensitive plants.

Aerial Drift Management

- Avoiding spray drift at the application site is the responsibility of the applicator. The interaction of many equipment- and weather-related factors determine the potential for spray drift. The applicator and the grower are responsible for considering all these factors when making decisions regarding spraying.
- The distance of the outermost nozzles on the boom must not exceed $\frac{3}{4}$ of the length of the wingspan or rotor.
- Nozzles must always point backward parallel with the air stream and never be pointed downward more than 45 degrees.

Aerial Drift Advisory Information

Information on Droplet Size

The most effective way to reduce drift potential is to apply large droplets. The best drift management strategy is to apply the largest droplets that provide sufficient coverage and control. Applying larger droplets reduces drift potential, but will not prevent drift if applications are made improperly, or under unfavorable environmental conditions (see **Wind, Temperature and Humidity**, and **Temperature Inversions** sections).

Controlling Droplet Size

- **Volume** – Use high flow rate nozzles to apply the highest practical spray volume. Nozzles with higher rated flows produce larger droplets.
- **Pressure** – Do not exceed the nozzle manufacturer's recommended pressures. For many nozzle types, lower pressure produces larger droplets. When higher flow rates are needed, use higher flow rate nozzles instead of increasing pressure.
- **Number of Nozzles** – Use the minimum number of nozzles that provide uniform coverage.
- **Nozzle Orientation** – Orienting nozzles so that the spray is released parallel to the airstream produces larger droplets than other orientations and is the recommended practice. Significant deflection from horizontal will reduce droplet size and increase drift potential.
- **Nozzle Type** – Use a nozzle type that is designed for the intended application. With most nozzle types, narrower spray angles produce larger droplets. Consider using low-drift nozzles. Solid stream nozzles oriented straight back produce the largest droplets and the lowest drift.

Application Height

Applications should not be made at a height greater than 10 ft. above the top of the largest plants, unless a greater height is required for aircraft safety. Making applications at the lowest height that is safe reduces exposure of droplets to evaporation and wind.

Swath Adjustment

When applications are made with a crosswind, the swath will be displaced downward. Therefore, on the up and downwind edges of the field, the applicator must compensate for this displacement by adjusting the path of the aircraft upwind. Swath adjustment distance should increase with increasing drift potential (higher wind, smaller drops, etc.).

Wind

Drift potential is lowest between wind speeds of 2-10 mph. However, many factors, including droplet size and equipment type, determine drift potential at any given speed. Application should be avoided below 2 mph due to variable wind direction and high inversion potential. **Note:** Local terrain can influence wind patterns. Every applicator should be familiar with local wind patterns.

Temperature and Humidity

When making applications in low relative humidity, set up equipment to produce larger droplets to compensate for evaporation. Droplet evaporation is most severe when conditions are both hot and dry.

Temperature Inversions

Applications should not occur during a temperature inversion because drift potential is high. Temperature inversions restrict vertical air mixing, which causes small suspended droplets to remain in a concentrated cloud. This cloud can move in unpredictable directions due to the light variable winds common during inversions. Temperature inversions are characterized by increasing temperatures with altitude and are common on nights with limited cloud cover and light to no wind. They begin to form as the sun sets and often continue into the morning. Their presence can be indicated by the movement of smoke from a ground source or an aircraft smoke generator. Smoke that layers and moves laterally in a concentrated cloud (under low wind conditions) indicates an inversion, while smoke that moves upward and rapidly dissipates indicates good vertical air mixing.

Sensitive Areas

The pesticide should only be applied when the potential for drift to adjacent sensitive areas (e.g., residential areas, bodies of water, known habitat for threatened or endangered species, nontarget crops) is minimal (e.g., when wind is blowing away from the sensitive areas).

Mixing procedures – all uses: (1) Be sure sprayer is clean and not contaminated with any other materials, or crop injury or sprayer clogging may result. (2) Fill tank 1/4 full with clean water. (3) Start agitation. (4) Be certain that the agitation system is working properly and creates a rippling or rolling action on the liquid surface. (5) Pour product directly from container into tank. (6) Continue filling tank until 90% full. Increase agitation if necessary to maintain surface action. (7) Add tank mix herbicide(s).

Cleaning: Wash sprayer thoroughly with clean water immediately after use. Do not use the same sprayer without thoroughly cleaning on sensitive crops, as even small residues of Caparol 4L in the tank may cause injury to these crops.

Seedbed Preparation

To ensure proper placement of Caparol 4L, seedbeds must be well prepared and as free as possible from trash and clods. A firm seedbed is best for obtaining effective weed control. Uniformity in height and width of seedbed is essential for proper postemergence applications of Caparol 4L. Beds should be low and flat. Take care to avoid planter marks. Wide planter packing wheels or rollers are recommended. Wheel furrows should be uniform in depth. Mount the sprayer so that it follows the same rows as the planter.

COTTON – CAPAROL 4L ALONE

Caparol 4L may be applied preplant incorporated or preemergence and/or postemergence as recommended in the following tables. The postemergence applications may follow preplant incorporated or preemergence treatments of Caparol 4L.

Do not use on glandless cotton varieties, or crop injury will occur.

Note: Do not feed treated forage to livestock, or graze treated areas, or illegal residues may result.

A. Preplant Incorporation (AZ, CA, and NM)

Apply Caparol 4L at the appropriate rate shown in Table 1 as a broadcast or band treatment. If broadcast, treat the flat soil surface prior to listing. If banded, apply over partially finished or finished beds. Incorporate up to 4 inches deep immediately after application with PTO-driven equipment, double disk, rolling cultivator, rolling cultivators in tandem, or bed conditioner.

Table 1: Preplant Incorporation

Region	Soil Texture	Broadcast Rate Per Acre
AZ, CA, and NM	sand, loamy sand	DO NOT USE
	sandy loam (AZ and CA only)	2.4-3.2 pts.
	sandy loam, loams (NM only)	3.2 pts.
	silt loam, clay	4.8 pts.

*Precautions: To avoid crop injury, (1) Do not use Caparol 4L in cut areas of newly leveled fields, in areas of excess salt, or in areas where flooding over the beds is likely to occur. (2) Do not plant cotton in tractor wheel depressions. (3) On mulch planted cotton, water back only after cotton seedlings are well established. (4) In NM, apply either preplant incorporated or preemergence (not both) – see **Preemergence** section. (5) In CA, do not incorporate with straight-tined bed mulchers/conditioners.*

B. Preemergence

Apply at planting or shortly after planting at the appropriate rate shown in Table 2. Caparol 4L may be used on cotton planted flat, on beds, or in furrows. To avoid concentration of Caparol 4L in the seed furrow, do not make broadcast applications to cotton planted in furrows deeper than 2 inches. Band applications may be made to cotton planted in furrows deeper than 2 inches, but band width should not exceed the width of the bottom of the furrow. If banded, do not cover treated bands with soil while cultivating untreated row middles. To avoid crop injury, do not use on sand or loamy sand, on shallow soils with caliche subsoils, or in areas with caliche outcroppings.

Cotton may be replanted in soil previously treated with Caparol 4L. Do not apply a second preemergence application of Caparol 4L, or injury may occur.

Table 2: Preemergence

Region	Soil Texture	Broadcast Rate Per Acre
Mid-South and Southeast, other than Mississippi River Delta in MS	sandy loam	3.2-4 pts.
	silt and clay loam	4.8 pts.
	Sharkey clay (AR only)	5.6 pts.
Mississippi River Delta in MS	sandy loam	4-4.8 pts.
	silt and clay loam	5.6 pts.
	Sharkey clay	DO NOT USE
Blacklands of OK and TX, TX Gulf Coast, and TX Coastal Bend	loam	2.4 pts.
	clay	4.8 pts.
Rio Grande Valley of TX*	loam	3.2 pts.
	clay	4.8 pts.
High Plains, Rolling Plains, and Edwards Plateau of TX, Southwest TX, and NM**	sand, loamy sand	DO NOT USE
	sandy loam	1.6 pts.
	loam, sandy clay loam	2.4 pts.
	other clay soils	3.2 pts.
AZ and CA	DO NOT USE	

*Rio Grande Valley of TX – Furrow irrigation cotton – If adequate rain does not fall soon after application, a shallow cultivation will ensure good weed control.

NM – Apply either preplant incorporated or preemergence (not both) – See **Preplant Incorporation section.

C. Winter Weed Control

Winter and Early Spring Weed Control in AL, AR, LA, MO, MS, and TN

For control of winter and early spring germinating annual weeds (including henbit, common chickweed, sibara, and Palmer amaranth), apply 1.5-2 pts. of Caparol 4L after bedding (e.g., stale seedbed) from November 1 until 30 days before planting cotton. Use the 2.0 pt./A rate for applications made in Nov. or Dec. Use the 1.5 pt./A rate for applications made from Jan. 1 to 30 days before cotton planting. Applications may be made before or after weeds emerge. For control of emerged weeds, preferably less than 2 inches in height, add a suitable and approved crop oil concentrate or surfactant according to its label. In the event weeds exceed 2 inches in height at the time of treatment, apply Caparol 4L in tank mixture with a contact herbicide (e.g., Gramoxone® Extra or Roundup®). Refer to the label of the contact herbicide for rates of application, additives, and for weed height restrictions at time of application.

After applying Caparol 4L, do not mechanically till the seedbed prior to the cotton planting process, as this will encourage germination of weed seeds.

Follow with a preemergence herbicide program for cotton. In the event that a subsequent application of Caparol 4L is made, do not exceed the total rate of Caparol 4L that may be applied to a single cotton crop.

Winter Weed Control in TX

For control of winter weeds only, such as henbit (purpletop) and seedling dock on fall bedded cotton land in the TX Gulf Coast and Blacklands of TX, apply 1.2-1.6 pts. of Caparol 4L per acre in the fall or winter to land that will be planted to cotton the following spring. For best results, apply before weeds emerge. Caparol 4L will give effective control of emerged henbit if applied before it reaches 4-6 inches tall. For postemergence henbit control, add a suitable surfactant, such as X-77®, at 0.5% of spray volume or an emulsifiable oil at 1.0% of spray volume.

Winter Weed Control in CA

For control of winter weeds on fall bedded cotton land, apply Caparol 4L after bedding either preemergence or postemergence to weeds less than 2 inches tall. Winter weeds controlled include:

- | | | | | |
|------------|---------------|---------------|----------------|--------------------|
| chickweed | filarees | mustards | redmaids | sowthistle, annual |
| fiddleneck | London rocket | pineappleweed | shepherdspurse | |

On sandy loam soil, apply 3.2 pts./A; on medium or fine soil, apply 4.8 pts. A To avoid crop injury, do not use on sand or loamy sand. For postemergence weed control, add a suitable surfactant, such as X-77, at 0.5% of spray volume or an emulsifiable oil at 1.0% of spray volume. Rainfall or sprinkler irrigation is necessary to activate the preemergence activity of Caparol 4L.

After preplant-irrigation in the spring, knock off the top 1/3-1/2 of the seedbed. Then make a preplant application of Caparol 4L over the surface of the seedbed using a power-tiller, rolling cultivator, or similar implement that will provide uniform incorporation. Refer to Table 1 for preplant incorporation rates of Caparol 4L in CA. To avoid crop injury, do not cultivate treated soil back toward the cotton until after cotton emergence and just before the first irrigation.

Precaution: To avoid crop injury, do not use Caparol 4L for winter weed control in areas of excess salt or calcareous soil.

Note: To avoid illegal residues, do not use more than 10.3 pts. of Caparol 4L on sandy loam soil or 11.9 pts. of Caparol 4L on medium or fine soil per acre per year, including winter weed control, preplant incorporation, chemical hoe, and lay-by applications.

D. Postemergence-Directed

Be especially careful when applying Caparol 4L postemergence to prevent contact of the spray with cotton leaves, or injury may occur. Use precision application equipment so the spray is accurately directed to the base of the cotton plants and still thoroughly covers the soil and weeds beneath the cotton plants. Apply during calm periods to prevent drift. Use leaf lifters or shields if leaf contact cannot be avoided merely by directing the spray. Apply only when all cotton plants have exceeded the minimum recommended height shown in Tables 3 and 4. Apply to level, well prepared surfaces such as relatively clod-free beds made with bed-shapers.

To avoid crop injury, do not apply to furrow-planted cotton until furrows are leveled (plowed in). Do not treat cotton under stress from drought, cultivator damage, or fertilizer application.

When applying to emerged weeds, add 2 qts. of surfactant per 100 gals. of spray mixture. Use a surfactant that is compatible with Caparol 4L when applied in cotton and is approved by EPA for use on food and feed crops. Examples include X-77, Tronic, and Triton.

Chemical Hoe (Emerged Weeds only): Apply Caparol 4L at the appropriate rate in Table 3, two or three times if necessary. In cotton 3-6 inches tall, be extremely careful to avoid spray contact with cotton leaves by applying Caparol 4L with a precision applicator equipped with fenders or shields, such as Bell Row Shield, Dickey Fenders, or W&A Fenders. In cotton less than 10 inches tall, apply only if cotton is bed or flat-planted.

Table 3: Chemical Hoe

Height of Cotton and Area of Use	Height of Weeds	Broadcast Rate Per Acre
3-6 inches (AR, LA, MO, MS, TN, and TX)	less than 1 inch	1 pt.
6 or more inches (all regions)	less than 2 inches	1-1.3 pts.

Lay-by (Emerged Weeds and Germinating Weeds): Apply Caparol 4L at the appropriate rate in Table 4, once per season when cotton is at least 12 inches tall (18 inches where flood nozzles are used in AZ and CA). Apply before weeds are 2 inches tall.

Table 4: Lay-by (Cotton at least 12 inches tall)

Region	Soil Texture	Broadcast Rate Per Acre
Mid-South and Southeast	sandy	2.4 pts.
	loam	2.8 pts.
	clay	3.2 pts.
Blacklands of OK and TX	loam	1.6 pts.
	clay	3.2 pts.
High Plains of NM and TX	sandy	1.6 pts.
	loam and clay	2.4 pts.
Southwest TX	loam	2.4 pts.
	clay	3.2 pts.
Rio Grande Valley of TX	DO NOT USE	
AZ and CA (Do not use in the Coachella Valley)	sand and loamy sand	DO NOT USE
	sandy loam	2.4-3.2 pts.
	loam	3.2 pts.

Rotational Crops Following Caparol 4L Applied Alone

A. The following vegetable and cover crops may be planted in the fall when Caparol 4L was applied on cotton by no more than one of these methods that year: preplant incorporated, preemergence, or only one chemical hoe treatment. Where lay-by or multiple applications are made, do not plant rotational crops until the following year as indicated.

Vegetables

Cabbage, okra, peas, and sweet corn

B. Onions and red beets may not be planted within 8 months of applying Caparol 4L.

C. Cover Crops (must be plowed down and not used for food or feed)

Oats, sorghum, winter barley, winter rye, winter wheat

Spring-seeded crops in AZ and CA and spring-seeded vegetables in the Rio Grande Valley of TX should not be planted until after April 1.

CAPAROL 4L COMBINATIONS FOR COTTON

Prowl® 3.3 EC (AZ, CA, NM, and the upper and lower El Paso Valley of TX)

This preplant incorporated tank mixture controls all weeds listed on this label and on the Prowl cotton label. Apply prior to listing or over partially finished or finished beds and incorporate immediately. Refer to the Prowl 3.3 EC label for specific mixing, spraying, and incorporation methods. Continuous agitation in the spray tank is required to keep the material in suspension.

Apply the tank mixture at the appropriate rates from Table 5.

Table 5: Preplant Incorporated Tank Mixture With Prowl 3.3 EC

Soil Texture	Broadcast Rate Per Acre	
	Prowl 3.3 EC	Caparol 4L
sand, loamy sand	DO NOT USE	
sandy loam	1-1.5 pts.	2.4-3.2 pts.
loam	1.5-2 pts.	3.2 pts.
silt loam, silt, sandy clay loam	1.5-2 pts.	3.2-4.8 pts.
clay loam, silty clay loam, clay	1.5-3 pts.	3.2-4.8 pts.

Use the high rate for each soil texture above if heavy weed populations are anticipated. Use the 3 pt. rate of Prowl 3.3 EC for heavy clay soils.

Precautions: To avoid crop injury, (1) Do not use in cut areas of newly leveled fields, in areas of excess salt, or in areas where flooding over the bed is likely to occur. (2) Do not plant cotton in tractor wheel depressions. (3) Do not use this tank mixture when cotton is irrigated up. (4) On mulch planted cotton, water back only after cotton seedlings are well established.

Note: Do not feed treated forage to livestock, or graze treated areas, or illegal residues may result.

Rotational Crops: If crop treated with Caparol 4L and Prowl 3.3 EC is lost, cotton may be replanted. Do not rework the soil. Refer to the Prowl label and the Cotton section of this label for rotational crop restrictions.

Treflan® HFP Tank Mixture (AZ, CA, NM, and the upper and lower El Paso Valley of TX)

This combination controls weeds listed on this label and on the Treflan HFP label. This combination also controls shallow-germinating seedlings of cocklebur and coffeeweed.

Follow procedures on the Treflan HFP label for soil preparation and incorporation. Apply the tank mix combination to the flat soil before disking.

Pour Caparol 4L directly into spray tank 1/2-3/4 full of water, allow it to disperse with agitation, add Treflan HFP, and then add the rest of the water. Under conditions of very soft water and low spray volume (5-10 gals./A), compatibility of Caparol 4L + Treflan HFP may be improved by adding the Treflan HFP first, agitate, and then add the Caparol 4L. Continuous agitation in the spray tank is required to keep the material in suspension. Apply the tank mixture at the appropriate rates from Table 6.

Table 6: Tank Mixture With Treflan HFP

Soil Texture	Broadcast Rate Per Acre	
	Treflan HFP	Caparol 4L
sand, loamy sand	DO NOT USE	
sandy loam	1 pt.	2.4-3.2 pts.*
medium soils	1.5 pts.	4 pts.
fine soils	2 pts.	4 pts.
muck or peat	DO NOT USE	

*Use less than 3.2 pts./A only in AZ and CA.

Precautions: To avoid crop injury, (1) Do not use in cut areas of newly leveled fields, in areas of excess salt, or in areas where flooding over the bed is likely to occur. (2) Do not plant cotton in tractor wheel depressions. (3) On mulch planted cotton, water back only after cotton seedlings are well established.

Note: Do not feed treated forage to livestock, or graze treated areas, or illegal residues may result.

Rotational Crops: Cabbage, celery, okra, and peas may be planted in the fall after a spring application of Treflan HFP + Caparol 4L. Onions and red beets may not be planted within 8 months of applying Caparol 4L. Winter barley, rye, and wheat can be planted in the fall if they are plowed down and not used for food or feed. Refer to the Treflan HFP label for other directions and precautions.

Treflan HFP Split Application (AZ and CA)

Apply a preplant incorporated application of Treflan HFP as directed on that label, except use the appropriate rate from Table 6. Do not apply Treflan HFP before January 1. Follow at planting or just before planting with a preplant incorporated treatment of Caparol 4L as directed in the Cotton section of this label, except use the appropriate rate from Table 6.

DSMA or MSMA

For faster knockdown of emerged weeds controlled by Caparol 4L alone, apply 1-1.3 pts. of Caparol 4L plus 3 lbs. active ingredient of DSMA or 2 lbs. active ingredient of MSMA per acre, following the same directions, precautions, and limitations as given on this label for Caparol 4L applied alone postemergence-directed (chemical hoe). If needed, make a second application 1-3 weeks after the first application. Do not apply after first bloom.

Several formulations of DSMA and MSMA are available under various trade names for several manufacturers. Observe the directions, limitations, and precautions on the label of the product used.

COTTON WITH THE ROUNDUP READY® GENE

A. Postemergence-Directed Applications to Cotton 6 Inches Tall Up to Lay-by (Not for Use in CA or AZ)

To control weeds listed on the Caparol 4L label, apply Caparol 4L at 1-1.3 pts./A tank mixed with the labeled rate of Roundup Ultra® to cotton with the Roundup Ready gene once the cotton is 6 inches tall or taller and weeds to be controlled by Caparol 4L are less than 2 inches tall. Applications must be made with a shielded or hooded sprayer to avoid contact of the spray to cotton leaves. Spray which contacts cotton leaves may cause injury. Do not apply to cotton planted in furrows. Apply during calm periods to prevent drift. Do not use on sand or loamy sand soils in CA, AZ, or in Gaines County, TX. Do not use in the Coachella Valley of CA.

Refer to the Roundup Ultra label for further restrictions, precautions, and limitations.

B. Postemergence-Directed Applications to Cotton at Lay-by (12 Inches or Taller)

To control weeds listed on the Caparol 4L label, apply Caparol 4L tank mixed with Roundup Ultra at the appropriate rate as shown in Table 4: Lay-by, to cotton with the Roundup Ready gene once the cotton is 12 inches tall or taller and weeds to be controlled by Caparol 4L are less than 2 inches tall. Applications must be made with a shielded or hooded sprayer to avoid contact of the spray to cotton leaves. Spray which contacts cotton leaves may cause injury. Apply during calm periods to prevent drift. Do not use on sand or loamy sand soils in Gaines County, TX.

Refer to the Roundup Ultra label for further restrictions, precautions, and limitations.

CELERY

Seedbeds (FL only)

Broadcast 1.2-1.6 pts. in a minimum of 20 gals. of water per acre after celery has 2-5 true leaves. Application may be made over the celery. Apply only after seedbed covers have been removed from seedbeds for at least one week. Apply only once per year to seedbeds.

Direct-seeded Celery (CA only)

Apply Caparol 4L at rates given below in a minimum of 20 gals. of water per acre. Within the rate ranges given, use the lower rates on coarse-textured soils and soils low in organic matter; use the higher rates on fine-textured soils and soils high in organic matter.

Preemergence: Broadcast 2.4-3.2 pts./A at planting or shortly after planting before celery emerges.

Postemergence: Broadcast 1.6-2 pts./A after celery has 2-5 true leaves. Application may be made over the celery. Apply before weeds are 2 inches tall.

To avoid injury to direct-seeded celery: (1) Make either one preemergence or one postemergence application (not both) per celery crop. (2) Do not use on sand or loamy sand. (3) Do not apply if celery is under water stress. (4) Do not apply postemergence treatments of Caparol 4L with other pesticides. Apply only after foliar applications of other pesticides are dry. (5) Do not apply within 2 weeks after an application of a herbicidal oil, such as "carrot" oil.

Transplants

Apply one application at the appropriate rate from Table 7 in a minimum of 20 gals. of water per acre during the 2 to 6-week period after transplanting. Within the rate ranges given, use the lower rate on relatively coarse-textured soils and soils low in organic matter; use the higher rate on relatively fine-textured soils and soils high in organic matter. Application may be made over the celery. Apply before weeds are 2 inches tall.

Table 7: Transplanted Celery

State	Soil	Broadcast Rate Per Acre
FL	sandy or muck	1.6-3.2 pts.
CA and TX	coarse-textured	2-3.2 pts.
	fine-textured	3.2-4 pts.
MI and OH	fine-textured or muck	2-4 pts.
WI	fine-textured	3.2-4 pts.

Rotational Crops

The following crops may be seeded 5 months after applying no more than 4 pts. of Caparol 4L per acre on celery: cabbage, celery, corn, and peas. Onions and red beets may not be planted within 8 months of applying Caparol 4L.

PIGEON PEAS (PUERTO RICO ONLY)

For preemergence control of annual weeds, such as horse purslane, junglerice, wild spider flower, jimson-weed, spurge, pigweed, and Florida pusley, apply 4 pts. of Caparol 4L per acre on loam soils, or 6 pts./A on clay soils. Apply at planting or immediately after planting before the crop or weeds emerge.

Precautions: To avoid crop injury, (1) Make only one application per year. (2) Do not use on sand or loamy sand soils.

Note: Do not graze or feed forage or hay to livestock, or illegal residues may result.

Rotational Crops

The following crops may be seeded 5 months after applying no more than 4 pts. of Caparol 4L per acre on pigeon peas: cabbage, celery, corn, and peas. Onions and red beets may not be planted within 8 months of applying Caparol 4L.

STORAGE AND DISPOSAL

Pesticide Disposal

Do not contaminate water, food, or feed by storage or disposal. Pesticide wastes are toxic. Improper disposal of unused pesticide, spray mixture, or rinse water is a violation of federal law. If these wastes cannot be used according to label instructions, contact your State Pesticide or Environmental Control Agency, or the Hazardous Waste representative at the nearest EPA Regional Office for guidance in proper disposal methods.

Container Disposal

Refer to label on container for disposal instructions.

For minor spills, leaks, etc., follow all precautions indicated on this label and clean up immediately. Take special care to avoid contamination of equipment and facilities during cleanup procedures and disposal of wastes. In the event of a major spill, fire, or other emergency, call 1-800-888-8372, day or night.

PRECAUTIONARY STATEMENTS

Hazards to Humans and Domestic Animals

CAUTION

Harmful if absorbed through skin or inhaled. Causes moderate eye irritation. Avoid contact with eyes, skin, or clothing. Do not breathe vapor or spray mist. Remove contaminated clothing and wash clothing before reuse. Wash thoroughly with soap and water after handling.

Statement of Practical Treatment

If swallowed: Call a physician or Poison Control Center. Drink 1 or 2 glasses of water and induce vomiting by touching back of throat with finger, or, if available, by administering syrup of ipecac. If person is unconscious, do not give anything by mouth and do not induce vomiting.

If on skin: Wash with plenty of soap and water. Get medical attention.

If inhaled: Remove victim to fresh air. If not breathing, give artificial respiration, preferably mouth-to-mouth. Get medical attention.

If in eyes: Flush eyes with plenty of water. Call physician if irritation persists.

Personal Protective Equipment

Applicators and other handlers must wear:

- Long-sleeved shirt and long pants
- Shoes plus socks
- Chemical-resistant gloves, such as barrier laminate or viton

In addition, mixers and loaders supporting aerial applications must wear:

- Chemical-resistant apron
- A dust/mist filtering respirator (MSHA/NIOSH approval number prefix TC-21C) or an air-purifying respirator equipped with an R- or P-series filter (NIOSH approval number prefix TC-84A)

Caparol® 4L

11/13

Follow manufacturer's instructions for cleaning/maintaining PPE. If no such instructions exist for washables, use detergent and hot water. Keep and wash PPE separately from other laundry.

Engineering Control Statements

When handlers use closed systems, enclosed cabs, or aircraft in a manner that meets the requirements listed in the Worker Protection Standard (WPS) for agricultural pesticides [40 CFR 170.240(d)(4-6)], the handler PPE requirements may be reduced or modified as specified in the WPS.

User Safety Recommendations

Users should:

- Wash hands before eating, drinking, chewing gum, using tobacco, or using the toilet.
- Remove clothing immediately if pesticide gets inside. Then wash thoroughly and put on clean clothing.
- Remove PPE immediately after handling this product. Wash the outside of gloves before removing. As soon as possible, wash thoroughly and change into clean clothing.

Environmental Hazards

Do not apply directly to water, to areas where surface water is present, or to intertidal areas below the mean high water mark. Do not contaminate water when disposing of equipment wash water or rinsate. Drift and runoff may be hazardous to aquatic organisms in neighboring areas. Do not apply where runoff is likely to occur. Do not apply when weather conditions favor drift from treated areas.

Caparol® trademark of Syngenta

Gramoxone® trademark of Zeneca Ag Products

Prowl® trademark of American Cyanamid Company

Roundup®, Roundup Ultra®, and Roundup Ready® trademarks of Monsanto Company

Treflan® trademark of Dow AgroSciences

X-77® trademark of Loveland Industries, Inc.

©2001 Syngenta

Syngenta Crop Protection, Inc.
Greensboro, North Carolina 27409
www.syngenta-us.com

SCP 620A-L10H 0501

Caparol®

4L



HERBICIDE

For selective weed control in cotton,
celery, and pigeon peas

Active Ingredient:

Prometryn: 2,4-bis(isopropylamino)-
6-(methylthio)-s-triazine 44.4%

Other Ingredients: 55.6%

Total: 100.0%

Caparol 4L contains 4 lbs. active ingredient per gallon.

Shake well before using.

KEEP OUT OF REACH OF CHILDREN.

CAUTION

See additional precautionary statements at end of label.

EPA Reg. No. 100-620

EPA Est. 70989-MO-001

Product ID.

55180



CONDITIONS OF SALE AND LIMITATION OF WARRANTY AND LIABILITY

NOTICE: Read the entire Directions for Use and Conditions of Sale and Limitation of Warranty and Liability before buying or using this product. If the terms are not acceptable, return the product at once, unopened, and the purchase price will be refunded.

The Directions for Use of this product should be followed carefully. It is impossible to eliminate all risks inherently associated with the use of this product. Crop injury, ineffectiveness or other unintended consequences may result because of such factors as manner of use or application, weather or crop conditions, presence of other materials or other influencing factors in the use of the product, which are beyond the control of SYNGENTA CROP PROTECTION, Inc. or Seller. All such risks shall be assumed by Buyer and User, and Buyer and User agree to hold SYNGENTA and Seller harmless for any claims relating to such factors.

SYNGENTA warrants that this product conforms to the chemical description on the label and is reasonably fit for the purposes stated in the Directions for Use, subject to the inherent risks referred to above, when used in accordance with directions under normal use conditions. This warranty does not extend to the use of the product contrary to label instructions, or under abnormal conditions or under conditions not reasonably foreseeable to or beyond the control of Seller or SYNGENTA, and Buyer and User assume the risk of any such use. SYNGENTA MAKES NO WARRANTIES OF MERCHANTABILITY OR OF FITNESS FOR A PARTICULAR PURPOSE NOR ANY OTHER EXPRESS OR IMPLIED WARRANTY EXCEPT AS STATED ABOVE.

In no event shall SYNGENTA or Seller be liable for any incidental, consequential or special damages resulting from the use or handling of this product. **THE EXCLUSIVE REMEDY OF THE USER OR BUYER, AND THE EXCLUSIVE LIABILITY OF SYNGENTA AND SELLER FOR ANY AND ALL CLAIMS, LOSSES, INJURIES OR DAMAGES (INCLUDING CLAIMS BASED ON BREACH OF WARRANTY, CONTRACT, NEGLIGENCE, TORT, STRICT LIABILITY OR OTHERWISE) RESULTING FROM THE USE OR HANDLING OF THIS PRODUCT, SHALL BE THE RETURN OF THE PURCHASE PRICE OF THE PRODUCT OR, AT THE ELECTION OF SYNGENTA OR SELLER, THE REPLACEMENT OF THE PRODUCT.**

SYNGENTA and Seller offer this product, and Buyer and User accept it, subject to the foregoing conditions of sale and limitations of warranty and of liability, which may not be modified except by written agreement signed by a duly authorized representative of SYNGENTA.

Container Disposal

Thoroughly clean container before reuse, **unless** this is a Syngenta refillable container. **If this is a Syngenta refillable container and is to be refilled, do not rinse or introduce any pesticide other than Caparol 4L.** Reseal and return the container to an authorized Syngenta refilling facility. If the Syngenta container is not to be refilled, triple rinse (or equivalent), and offer for recycling or reconditioning, or puncture and dispose of in a sanitary landfill, or by incineration, or by open burning, if allowed by state and local authorities. If burned, keep out of smoke.

To be used in accordance with directions for use in Caparol 4L label booklet. See Caparol 4L label booklet for pesticide disposal instructions.

AGRICULTURAL USE REQUIREMENTS

Use this product only in accordance with its labeling and with the Worker Protection Standard, 40 CFR part 170. Refer to supplemental labeling under "Agricultural Use Requirements" in the Directions for Use section for information about this standard.

For minor spills, leaks, etc., follow all precautions indicated on this label and clean up immediately. Take special care to avoid contamination of equipment and facilities during cleanup procedures and disposal of wastes. In the event of a major spill, fire, or other emergency, call 1-800-888-8372, day or night.

Chemigation Prohibition

Do not apply this product through any type of irrigation system.

Aerial Drift Management Requirements

Do not apply this product by air, unless the supplemental labeling on **Aerial Drift Management** in Caparol 4L booklet is followed.

PRECAUTIONARY STATEMENTS

Hazards to Humans and Domestic Animals

CAUTION

Harmful if absorbed through skin or inhaled. Causes moderate eye irritation. Avoid contact with eyes, skin, or clothing. Do not breathe vapor or spray mist. Remove contaminated clothing and wash clothing before reuse. Wash thoroughly with soap and water after handling.

Statement of Practical Treatment

If swallowed: Call a physician or Poison Control Center. Drink 1 or 2 glasses of water and induce vomiting by touching back of throat with finger, or, if available, by administering syrup of ipecac. If person is unconscious, do not give anything by mouth and do not induce vomiting.

If on skin: Wash with plenty of soap and water. Get medical attention.

If inhaled: Remove victim to fresh air. If not breathing, give artificial respiration, preferably mouth-to-mouth. Get medical attention.

If in eyes: Flush eyes with plenty of water. Call physician if irritation persists.

Environmental Hazards

Do not apply directly to water, to areas where surface water is present, or to intertidal areas below the mean high water mark. Do not contaminate water when disposing of equipment wash water or rinsate. Drift and runoff may be hazardous to aquatic organisms in neighboring areas. Do not apply where runoff is likely to occur. Do not apply when weather conditions favor drift from treated areas.

Caparol® trademark of Syngenta

©2001 Syngenta

Syngenta Crop Protection, Inc.
Greensboro, North Carolina 27409
www.syngenta-us.com

GALLONS
U.S. Standard Measure