

<b>(A)</b> 	United States Environmental Protection Agency Office of Pesticide Programs (H7505C) Washington, DC 20460	<input type="checkbox"/> Registration <input checked="" type="checkbox"/> Amendment <input type="checkbox"/> Other	OPP Identifier Number  <span style="font-size: 1.2em;">155141</span>
	<b>Application for Pesticide:</b>		

**Section I**

1. Company/Product Number 100-597	2. EPA Product Manager Miller	3. Proposed Classification  <input type="checkbox"/> None <input type="checkbox"/> Restricted
4. Company/Product (Name) Dual® 8E Herbicide	PMS 23	
5. Name and Address of Applicant (Include ZIP Code) Ciba Plant Protection Ciba-Geigy Corporation P. O. Box 18300 Greensboro, NC 27419 <input type="checkbox"/> Check if this is a new address	6. Expedited Review. In accordance with FIFRA Section 3(c)(3) (b)(i), my product is similar or identical in composition and labeling to:  EPA Reg. No. _____  Product Name _____	

**Section II**

<input type="checkbox"/> Amendment - Explain below  <input type="checkbox"/> Resubmission in response to Agency letter dated _____  <input checked="" type="checkbox"/> Notification - Explain below.	<input type="checkbox"/> Final printed labels in response to Agency letter dated _____  <input type="checkbox"/> "Me Too" Application  <input type="checkbox"/> Other - explain below.
---	--

**Explanation:** Use additional page(s) if necessary. (For section I and Section II.)  
 Reformatting of label - Addition of a Table of Contents  
 addition of a Weeds Table - in Corn Tank Mixtures section;  
 changing type size to 8 pt. from 6 pt.; removing information from  
General Information section, putting it in appendices following  
Storage and Disposal section. Compliance with PR Notice 93-3

NOTIFICATION  
 LABEL NOT REVIEWED  
 PER PR NOTICE 93-3  
 DATE: 6/29/93

**Section III**

1. Material This Product Will Be Packaged In:			
Child-Resistant Packaging <input type="checkbox"/> Yes* <input type="checkbox"/> No	Unit Packaging <input type="checkbox"/> Yes <input type="checkbox"/> No	Water Soluble Packaging <input type="checkbox"/> Yes <input type="checkbox"/> No	2. Type of Container <input type="checkbox"/> Metal <input type="checkbox"/> Plastic <input type="checkbox"/> Glass <input type="checkbox"/> Paper <input type="checkbox"/> Other (Specify) _____
* Certification must be submitted.		If "Yes," Unit Package wgt.    No. per container	If "Yes," Package wgt.    No. per container
3. Location of Net Contents Information <input type="checkbox"/> Label <input type="checkbox"/> Container		4. Size(s) of Retail Container	
5. Location of Label Directions <input type="checkbox"/> On Label <input type="checkbox"/> On Labeling accompanying product		6. Manner in Which Label is Affixed To Product <input type="checkbox"/> Lithograph <input type="checkbox"/> Other (_____) <input type="checkbox"/> Paper glued <input type="checkbox"/> Stenciled	

**Section IV**

1. Contact Point (Complete items directly below for identification of individual to be contacted, if necessary, to process this application.)		
Name Karen S. Stumpf	Title Senior Regulator Manager	Telephone No. (include Area Code) (919) 632-2169
Certification I certify that the statements I have made on this form and all attachments thereto are true, accurate and complete. I acknowledge that any knowingly false or misleading statement may be punishable by fine or imprisonment or both under applicable law.		6. Date Application Received (Stamped)  <div style="text-align: center;"> </div>
2. Signature 	3. Title Senior Regulatory Manager	
4. Typed Name Karen S. Stumpf	5. Date 5/17/93	

New label

CIBA-GEIGY

# Dual<sup>®</sup> 8E



2 1/2 Gallons  
U S Standard Measure  
**HERBICIDE**

For weed control in nonbearing citrus, corn, cotton, nonbearing grapes, peanut's pod crops, potatoes, safflowers, grain or forage sorghum, soybeans, stone fruits, and tree nuts

Active Ingredient Metolach or 2-chloro-N (2-ethyl-6-methylphenyl) N-(2-methoxy-1-methylethyl) acetamide **96.4%**

Inert Ingredients **13.6%**


Total **100.0%**

EPA Reg. No. 100-597  
EPA Est. 32761 MO 3<sup>2</sup> EPA Est. 34704 MS-1<sup>2</sup>  
EPA Est. 11773 IA 1<sup>4</sup> EPA Est. 42761 MS-1<sup>2</sup>  
<sup>1</sup>Superscript is first letter of kit number on jug

**KEEP OUT OF REACH OF CHILDREN.  
CAUTION**

See additional precautionary statements and directions for use inside booklet **CGA 49L12GG 043**

**NOTIFICATION  
LABEL NOT REVIEWED  
PER PR NOTICE 88-8  
DATE. 6/29/92**



**Conditions of Sale and Warranty****Directions for Use****A. General Information**

1. Soil Textures and Herbicide Rates
2. Mixing Instructions
3. Application Procedures

**B. Dual 8E Applied Alone**

1. Weeds Controlled
2. Rotational Crops

**C. Citrus - Nonbearing - Dual 8E Alone and Combinations****D. Corn - Dual 8E Alone**

1. Preplant Surface-Applied
2. Preplant Incorporated or Preemergence

**E. Corn - Dual 8E Combinations****Chart 1 - Dual 8E Tank Mixtures for Corn - Additional Weeds Controlled and Special Instructions**

1. Tank Mixture with AAtrex<sup>b</sup> or Princep<sup>d</sup>, or AAtrex + Princep - Preplant Surface, Preplant Incorporated, or Preemergence
2. Tank Mixture with AAtrex - Postemergence
3. Tank Mixture with Bladex<sup>e</sup> - Preplant Incorporated or Preemergence
4. Tank Mixture with AAtrex + Bladex - Preplant Incorporated or Preemergence
5. Tank Mixture with Banvel<sup>g</sup>
6. Tank Mixture with AAtrex and Lorox<sup>f</sup> for Control of Lambsquarters and Pigweed
7. Tank Mixture with AAtrex or Princep + Prowl<sup>h</sup> for Prolonged Control of Lambsquarters and Pigweed in Field Corn Only (Northeast U.S., including MI, IN, KY, and States East of These)
8. Tank Mixture with AAtrex, Bladex, or Princep, AAtrex + Bladex or AAtrex + Princep, with Gramoxone<sup>i</sup> Extra or Roundup<sup>j</sup> for Minimum-Tillage or No-Tillage Systems
9. Tank Mixture with AAtrex; or AAtrex + 2,4-D; or AAtrex + 2,4-D + Banvel for Minimum-Tillage or No-Tillage Systems
10. Tank Mixture with Bladex; or Bladex + AAtrex + 2,4-D; or Bladex + AAtrex + 2,4-D + Banvel for Minimum-Tillage or No-Tillage Systems

**F. Cotton - Dual 8E Alone****G. Cotton - Dual 8E Combinations**

1. Tank Mixture with Caparof<sup>k</sup> 4L
2. Tank Mixture with Cotoran<sup>l</sup> DF
3. Tank Mixture of Dual 8E or Dual 8E + Cotoran with Gramoxone Extra or Roundup for Minimum-Tillage or No-Tillage Systems (AL, LA, MS Only)

**H. Grapes - Nonbearing - Dual 8E Alone and Combinations****I. Peanuts - Dual 8E Alone****J. Peanuts - Dual 8E Combinations**

1. Tank Mixture with Belan<sup>m</sup> L.C.
2. Multiple Applications (Southeast only - AL, FL, GA, NC, SC, VA)
3. Tank Mixture or Sequentially with Pursuit<sup>n</sup>
4. Tank Mixture with Sonalan<sup>o</sup>
5. Tank Mixture with Prowl
6. Tank Mixture or Sequentially with Starfire<sup>p</sup>
7. Tank Mixture or Sequentially with Starfire + Basagran<sup>q</sup>
8. Tank Mixture or Sequentially with Starfire + Butyrac<sup>r</sup> 200 or Butoxone<sup>s</sup> 200
9. Tank Mixture or Sequentially with Basagran
10. Tank Mixture or Sequentially with Basagran + Butyrac 200 or Butoxone 200

**K. Pod Crops - Dual 8E Alone**

added

**L. Pod Crops – Dual 8E Combinations**

1. Tank Mixture and Sequential Applications with Eptam® – Beans (Green or Dry)
2. Tank Mixture with Treflan® – Beans (Dry – Kidney, Navy, Pinto, etc.; Lima; and Snap)

**M. Potatoes – Dual 8E Alone****N. Potatoes – Dual 8E Combinations**

1. Tank Mixture with Sencor® or Lexone®
2. Dual 8E + Lorox Tank Mixture (East of Rocky Mountains)
3. Tank Mixture with Prowl 4E
4. Tank Mixture with Prowl 4E + Eptam

**O. Safflowers – Dual 8E Alone****P. Grain or Forage Sorghum (Seed treated with Concep®) – Dual 8E Alone****Q. Grain or Forage Sorghum (Seed treated with Concep) – Dual 8E Combinations**

1. Tank Mixture with AAtrex
2. Tank Mixture of Dual 8E or Dual 8E + AAtrex with Gramoxone Extra or Roundup for Minimum-Tillage or No-Tillage Systems

**R. Soybeans – Dual 8E Alone****S. Soybeans – Dual 8E Combinations**

1. Tank Mixture with Sencor or Lexone
2. Tank Mixture with Lorox
3. Tank Mixture with Treflan
4. Tank Mixture with Scepter®
5. Tank Mixture with Lorox Plus®
6. Tank Mixture with Gemini®
7. Tank Mixture with Canopy®
8. Tank Mixture with Preview®
9. Tank Mixture with Command®
10. Tank Mixture with Sonolan
11. Tank Mixture with Pursuit
12. Tank Mixture with Lexone, Sencor, Scepter, Lorox, Lorox Plus, Gemini, Canopy, Preview, or Pursuit, plus Gramoxone Extra or Roundup for Minimum-Tillage or No-Tillage Systems

**T. Stone Fruits – Dual 8E Alone and Combinations****U. Tree Nuts – Dual 8E Alone and Combinations****V. Storage and Disposal****W. Appendices**

1. Appendix A – Compatibility Test
2. Appendix B – Low Carrier Application
3. Appendix C – Aerial Application
4. Appendix D – Center Pivot Irrigation Application
5. Appendix E – Dry Bulk Granular Fertilizers

**X. Precautionary Statements**

added

## Dual® 8E

### DIRECTIONS FOR USE AND CONDITIONS OF SALE AND WARRANTY

**IMPORTANT:** Read the entire Directions for Use and the Conditions of Sale and Warranty before using this product. If terms are not acceptable, return the unopened product container at once.

#### Conditions of Sale and Warranty

The Directions for Use of this product reflect the opinion of experts based on field use and tests. The directions are believed to be reliable and should be followed carefully. However, it is impossible to eliminate all risks inherently associated with use of this product. Crop injury, ineffectiveness, or other unintended consequences may result because of such factors as weather conditions, presence of other materials, or the manner of use or application all of which are beyond the control of CIBA-GEIGY or the Seller. All such risks shall be assumed by the Buyer.

CIBA-GEIGY warrants that this product conforms to the chemical description on the label and is reasonably fit for the purposes referred to in the Directions for Use subject to the inherent risks referred to above. CIBA-GEIGY makes no other express or implied warranty of Fitness or Merchantability or any other express or implied warranty. In no case shall CIBA-GEIGY or the Seller be liable for consequential, special, or indirect damages resulting from the use or handling of this product. CIBA-GEIGY and the Seller offer this product, and the Buyer and user accept it, subject to the foregoing Conditions of Sale and Warranty, which may be varied only by agreement in writing, signed by a duly authorized representative of CIBA-GEIGY.

#### DIRECTIONS FOR USE

It is a violation of federal law to use this product in a manner inconsistent with its labeling.

**FAILURE TO FOLLOW THE DIRECTIONS FOR USE AND PRECAUTIONS ON THIS LABEL MAY RESULT IN POOR WEED CONTROL, CROP INJURY, OR ILLEGAL RESIDUES.**

Do not apply this product in such a manner as to directly, or through drift, expose workers or other persons, except those knowingly involved in the application. The area being treated must be vacated by unprotected persons.

#### Reentry Statement

Do not enter treated areas without protective clothing until sprays have dried.

Because certain states may require more restrictive reentry intervals for various crops treated with this product, consult your State Department of Agriculture for further information.

Written or oral warnings must be given to workers who are expected to be in a treated area or in an area about to be treated with this product. Oral warnings must inform workers of areas or fields that may not be entered without specific protective clothing until sprays have dried, and appropriate actions to take in case of accidental exposure, as described under Precautionary Statements on this label. When oral warnings are given, warnings shall be given in a language customarily understood by workers. Oral warnings must be given if there is reason to believe that written warnings cannot be understood by workers. Written warnings must include the following information: "CAUTION: Area treated with Dual 8E on (date of application). Do not enter without appropriate protective clothing until sprays have dried. In case of accidental exposure, flush eyes or skin with plenty of water. Call physician if irritation persists. Remove and wash contaminated clothing before reuse."

To avoid spray drift, do not apply under windy conditions. Avoid spray overlap, as crop injury may result.

#### A. General Information

Observe all precautions and limitations on the labels of each product used in tank mixtures. Tank mixtures are permitted only in those states where the tank mix partner is registered.

Dual 8E is a selective herbicide recommended as a preplant surface-applied, preplant incorporated, or preemergence treatment in water or fluid fertilizer for control of most annual grasses and certain broadleaf weeds in nonbearing citrus, corn, cotton, nonbearing grapes, peanuts, pod crops, potatoes, safflowers, grain or forage sorghum, soybeans, stone fruits, and tree nuts.

**Note:** Do not use in nurseries, turf, or landscape plantings.

Where directions specify a Dual 8E tank mixture with AAtrex formulations, other brands of atrazine may be used. Follow the rates, recommendations, and limitations on the AAtrex or respective atrazine product label, if other brands of atrazine are used.

**Note:** Certain states may have established rate limitations for atrazine within specific geographical areas. Consult your state lead pesticide control agency for additional information. It is a violation of this label to deviate from state use regulations.

If Dual 8E is incorporated, any supplemental tillage before planting must not exceed the depth of incorporation.

Dry weather following preemergence application of Dual 8E or a tank mixture may reduce effectiveness. Cultivate if weeds develop.

Where reference is made to weeds partially controlled, partial control can either mean erratic control from good to poor, or consistent control at a level below that generally considered acceptable for commercial weed control.

## Dual® 8E

*Precaution: Injury may occur following the use of Dual 8E under abnormally high soil moisture conditions during early development of the crop.*

### 1. Soil Textures and Herbicide Rates

Where rates are based on coarse-, medium-, or fine-textured soils, it is understood that soil textural classes are generally categorized as follows:

Coarse	Medium	Fine	
Sand	Loam	Silty clay loam	Sandy clay
Loamy sand	Silt	Sandy clay loam	Clay loam
Sandy loam	Silt loam	Silty clay	Clay

Within rate ranges in the rate tables and elsewhere on this label, use the lower rate on soils relatively coarse-textured or low in organic matter; use the higher rate on soils relatively fine-textured or high in organic matter.

**Note:** Dual 8E may be applied preemergence alone, or in combination with tank mix partners specified on this label, following preplant incorporated herbicides when used according to their label recommendations, provided that such use is not prohibited on the respective labels.

Thoroughly clean sprayer or other application device before using. Dispose of cleaning solution in a responsible manner. Do not use a sprayer or applicator contaminated with any other materials, or crop damage or clogging of the application device may result.

### 2. Mixing Instructions

**Dual 8E Alone:** Mix Dual 8E with water or fluid fertilizer and apply as a spray. Fill the spray tank  $\frac{1}{2}$  -  $\frac{3}{4}$  full with water or fluid fertilizer, add the proper amount of Dual 8E, then add the rest of the water or fluid fertilizer. Provide sufficient agitation during mixing and application to maintain a uniform emulsion.

**Tank Mixtures:** Fill the spray tank  $\frac{1}{4}$  full with water, and start agitation; add 2,4-D, AAtrex, Balan, Banvel, Basagran, Bladex\*, Butyrac, Butoxone, Canopy, Caparol 4L, Command, Cotoran, Eptam, Gemini, Lexone, Lorox, Lorox Plus, Preview, Princep, Prowl, Pursuit, AAtrex + Princep, Scepter, Sencor, Sonalan, Starfire, or Treflan, and allow it to become dispersed, then add Dual 8E, then add Gramoxone Extra or Roundup if these products are being used, and finally the rest of the water. For tank mixtures with AAtrex, Banvel, Bladex, Canopy, Caparol 4L, Command, Cotoran\*, Eptam, Gemini, Lexone, Lorox, Lorox Plus, Preview, Princep, Prowl\*, Pursuit, AAtrex + Princep, Scepter, Sencor, Sonalan, Starfire, or Treflan, fluid fertilizers may replace all or part of the water as carrier, except in the AAtrex postemergence and the Banvel postemergence tank mixes. For tank mixtures with AAtrex, see additional mixing instructions on the AAtrex label. For each mixture, check compatibility with fluid fertilizer, as described below, before mixing in spray tank. For all tank mixtures, agitate during mixing and application to maintain a uniform suspension.

\* See **Special Mixing Instructions** for tank mixtures with Bladex, Cotoran, and with AAtrex or Princep plus Prowl under the appropriate tank mixture section.

For directions on how to conduct a compatibility test, see **Appendix A** on page

### 3. Application Procedures

#### Application Timing

Dual 8E alone or in some tank mixtures with other labeled herbicides, may be applied for weed control in certain crops at various times. Refer to the given crop section of the label to determine if application timings listed below are recommended.

- Preplant Surface-Applied:** For minimum-tillage or no-tillage systems only. Dual 8E alone and some Dual 8E tank mixtures may be applied up to 45 days before planting certain crops. Use only split applications for treatments made 30-45 days before planting, with  $\frac{2}{3}$  the recommended broadcast rate for the crop and soil texture applied initially and the remaining  $\frac{1}{3}$  at planting. Treatments less than 30 days before planting may be made either as a split or a single application. Refer to individual crop to determine if early preplant surface application is recommended. If weeds are present at the time of treatment, apply in a tank mixture combination with a contact herbicide (for example, Gramoxone Extra or Roundup). Observe directions for use, precautions, and restrictions on the label of the contact herbicide. To the extent possible, do not move treated soil out of the row or move untreated soil to the surface during planting, or weed control will be diminished.
- Preplant Incorporated:** Apply Dual 8E to the soil and incorporate into the top 2 inches of soil within 14 days before planting using a finishing disk, harrow, rolling cultivator, or similar implement capable of providing uniform 2-inch incorporation. Use a preplant incorporated application if furrow irrigation is used or when a period of dry weather after application is expected. If crop will be planted on beds, apply and incorporate Dual 8E after bed formation unless specified otherwise.
- Preemergence:** Apply Dual 8E during planting (behind the planter) or after planting, but before weeds or crops emerge.

**Special Application Procedures - California Only (Corn, Safflower, Pod Crops):** *Preplant Incorporated:* Broadcast Dual 8E to the soil and thoroughly incorporate with a disk or similar implement set to till 4-6 inches deep. For more thorough incorporation, till the soil in 2 different directions (cross-till). Crops may be planted on flat surface or on beds. Caution should be used when forming the beds that only soil from the Dual 8E treated zone is used (i.e., untreated soil should not be brought to soil surface). If the application is made to preformed beds, incorporate Dual 8E with a tillage implement set to till 2-4 inches deep. Care should be taken during tilling to keep the tilled (Dual 8E treated) soil on the beds. *Preemergence:* Apply Dual 8E after planting. Water with sprinkler or flood irrigation within 7-10 days.

## Dual® 8E

**Ground Application:** Apply Dual 8E alone or in tank mixtures by ground equipment in a minimum of 10 gals. of spray mixture per acre unless otherwise specified.

Use sprayers that provide accurate and uniform application. For Dual 8E tank mixtures with wettable powder or dry flowable formulations, screens and strainers should be no finer than 50-mesh. Rinse sprayer thoroughly with clean water immediately after use.

Calculate the amount of herbicide needed for band treatment by the formula:

$$\frac{\text{band width in inches}}{\text{row width in inches}} \times \frac{\text{broadcast rate}}{\text{per acre}} = \frac{\text{amount needed}}{\text{per acre of field}}$$

For information on applying in lower volumes of carrier, see **Low Carrier Application in Appendix B** on page .

For application by air or through center pivot systems, see **Appendices C and D**, respectively, on pages and .

For information on impregnating dry fertilizer, see **Appendix E** on page .

### B. Dual 8E Applied Alone

#### 1. Weeds Controlled

barnyardgrass (watergrass)	foxtail millet giant foxtail	red rice signalgrass (Brachiaria)	witchgrass yellow foxtail yellow nutsedge	Eastern black nightshade Florida pusley
crabgrass	goosegrass green foxtail	southwestern cupgrass	carpetweed	galinsoga pigweed
crowfootgrass	prairie cupgrass			
fall panicum				

**Weeds Partially Controlled\*:** common purslane, Florida beggarweed\*\*, hairy nightshade, sandbur, seedling johnsongrass, shattercane, Texas panicum\*\*\*, volunteer sorghum, wild proso millet.

\* See **General Information** section. Control of these weeds can be erratic due partially to variable weather conditions. Control may be improved by following these suggested procedures:

1. Thoroughly till moist soil to destroy germinating and emerged weeds. If Dual 8E is to be applied preplant incorporated, this tillage may be used to incorporate Dual 8E if uniform 2-inch incorporation is achieved as recommended under **Application Procedures**.
2. Plant crop into moist soil immediately after tillage. If Dual 8E is to be used preemergence, apply at planting or immediately after planting.
3. If available, sprinkler irrigate within 2 days after application. Apply 1/2-1 inch of water. Use lower water volume (1/2 inch) on coarse textured soils and higher volume (1 inch) on finer textured soils. Also, refer to the section on **Center Pivot Irrigation Application** for this method of applying Dual 8E.
4. If irrigation is not possible and rain does not occur within 2 days after planting and application, weed control may be decreased. Under these conditions, a uniform, shallow cultivation is recommended as soon as weeds emerge.

\*\* For partial control of this weed, use a minimum of 2 pts./A and apply preemergence.

\*\*\* For partial control of this weed, use a minimum of 2 pts./A and apply through a center pivot irrigation system.

**2. Rotational Crops: Dual 8E Alone:** (1) If crop treated with Dual 8E alone is lost, any crop on this label may be replanted immediately. Do not make a second broadcast application of Dual 8E. If the original application was banded and the second crop is planted in the untreated row middles, a second banded treatment may be applied. (2) Barley, oats, rye, or wheat may be planted 4 1/2 months following treatment; alfalfa may be planted 4 months following application. Tomatoes may be planted 5 months following application. (3) Any crop on this label, in addition to root crops, tobacco, barley, buckwheat, milo, oats, rice, rye, wheat, cabbage, peppers, stone fruits, or tree nuts, may be planted in the spring following treatment. Clover may be seeded 9 months following application. Do not graze or feed forage or fodder from cotton to livestock. All other rotational crops may be planted 12 months after application. (4) Following a lay-by treatment or multiple treatments applied the previous season, any crop on this label in addition to tobacco, cabbage, peppers, stone fruits, or tree nuts may be planted in the spring. All other rotational crops may be planted 12 months after a lay-by application. **Dual 8E Tank Mixtures:** For **Rotational Crops** restrictions for Dual 8E used in tank mixtures, refer to the statements/restrictions above for Dual 8E and to the respective product labels of any mixing partner(s) for additional statements/restrictions.

**Important Notes:** To avoid injury to rotational alfalfa or clover, (1) Do not apply more than 3 lbs. of metolachlor/A (3 pts. Dual 8E) preemergence (including preplant surface, preplant incorporated, postplant incorporated, etc.) (2) Do not make lay-by or other postemergent applications of Dual 8E.

## Dual® 8E

### C. Citrus – Nonbearing – Dual 8E Alone and Combinations

Citrus including grapefruits, lemons, limes, oranges, tangelos, citrus citron, kumquats, and hybrids of these.

Broadcast 2-4 pts./A of Dual 8E by ground equipment to weed-free soil in a minimum of 10 gals. of water to control weeds listed in the Dual 8E Applied Alone section of this label. Apply the lower rates on coarse-textured soils with low organic matter and where the weed infestation is expected to be low. Apply the higher rates on fine-textured soils, soils high in organic matter, and where a heavy weed infestation is expected. Use caution when applying to keep the spray off the foliage to avoid possible foliar injury.

When weeds are present at the time of treatment, Dual 8E may be applied in tank mix combination with Gramoxone Extra or Roundup. Gramoxone Extra may be applied at rates of 2-3 pts./A. Roundup may be applied at rates ranging from 1-5 qts./A, depending on the weed species. Refer to the Roundup label for the rate to be applied for various weed species. Direct applications containing Gramoxone Extra or Roundup over the weeds, making certain to keep spray off foliage and stems of trees. Refer to the Gramoxone Extra and Roundup labels for further directions, precautions, and limitations relative to their use.

*Precaution: Do not apply to trees transplanted in the grove less than 30 days and only after defoliation around the trees have been filled in, or crop injury may occur.*

**Notes:** (1) Do not apply to trees that will bear harvestable fruit within 12 months of application, and (2) Do not graze livestock in treated areas, or illegal residues may result.

### D. Corn – Dual 8E Alone

Apply Dual 8E either preplant surface, preplant incorporated, preemergence, or lay-by using the appropriate rate specified below.

**1. Preplant Surface-Applied:** Refer to instructions for use of Dual 8E alone under **Application Procedures**. Use on medium- and fine-textured soils with minimum-tillage or no-tillage systems in CO, IA, IL, IN, KS, KY, MN, MO, MT, ND, NE, SD, TN, WI, and WY. Apply  $\frac{2}{3}$  the recommended rate of Dual 8E (2.5 pts./A on medium soils and 3 pts./A on fine soils) as a split treatment 30-45 days before planting and the remainder at planting. Applications made less than 30 days prior to planting may be as either a split or single treatment. Apply 2 pts./A on coarse soils not more than 2 weeks prior to planting.

On medium- and fine-textured soils with minimum- or no-tillage systems in DE, MD, MI, NY, OH, PA, VA, and WV, preplant surface applications may be applied following the directions for use above. If the amount of rainfall results in unsatisfactory length of weed control following the earlier treatment, a postemergence application of an appropriately labeled broadleaf and / or grass weed herbicide may be used, i.e., AAtrex, Bicep®, 2,4-D, Banvel, Basagran®, or bromoxynil (Brominal® or Buctril®). If the postemergence treatment includes the herbicide used preplant surface applied, do not exceed the total labeled rate for corn on a given soil texture. Observe all directions for use, precautions, and limitations on the label of the postemergent herbicide.

**2. Preplant Incorporated or Preemergence:** Follow instructions for use of Dual 8E alone under **Application Procedures**. On coarse soils, apply 1.5-2 pts./A of Dual 8E if organic matter content is less than 3%, or 2 pts./A if organic matter content is 3% or greater. On medium soils, apply 2-2.5 pts./A of Dual 8E. On fine soils, apply 2-2.5 pts./A of Dual 8E if organic matter content is less than 3%, or 2.5-3 pts./A if organic matter content is 3% or greater.

**Lay-by:** To extend the duration of weed control in corn, a maximum rate of 3 pts./A of Dual 8E may be applied after corn emergence until the corn plants reach 40 inches in height following any preplant surface-applied, preplant incorporated, or preemergence herbicide application including Dual 8E. For best results, applications should be made to soil free of emerged weeds and directed towards the base of corn plants in excess of 5 inches tall. The total Dual 8E rate applied on corn during any 1 crop year should not exceed 6 pts./A, depending on soil texture.

**Note for all applications to corn:** To avoid possible illegal residues, do not graze or feed forage from treated areas for 30 days following application.

**Shattercane and Wild Proso Millet – Partial Control:** For more consistent partial control of shattercane or wild proso millet, apply 1.5-2 pts./A of Dual 8E preplant incorporated followed by 1.5-2 pts./A of Dual 8E preemergence. Make the preemergence application during or after planting, but before weeds and corn emerge. Apply the 2 pts./A rate of Dual 8E when a heavy infestation of shattercane or wild proso millet is expected. A shallow cultivation may be needed following the preemergence application to control any late emerging shattercane or wild proso millet plants.

**Notes:** (1) Do not apply more than the labeled application rate for a given soil texture per year, either as a single or split treatment, or illegal residues may result. (2) In corn, Dual 8E may be used up to 4 pts./A as either a preplant surface, preplant incorporated, or preemergence treatment on soils having an organic matter content between 6% and 20%. (3) In the event of escape of annual broadleaf weeds following a preplant surface, preplant incorporated, or preemergence treatment of Dual 8E, follow with a postemergence application of an appropriately labeled broadleaf and / or grass weed herbicide, i.e., AAtrex, Basagran, Bicep, Brominal, Buctril, Banvel, or 2,4-D. If the postemergence treatment includes the herbicide used in the earlier treatment, do not exceed the total labeled rate for corn on a given soil texture. (4) Brominal or Buctril may be applied postemergence alone or in tank-mix combination with AAtrex. Do not exceed 12 lbs. ai/A of AAtrex in tank-mix combination with Brominal or Buctril postemergence. Refer to the Brominal, Buctril, and AAtrex labels for specific rates and precautions. (5) Do not use Dual 8E on peat or muck soils.



**E. Corn - Dual 8E Combinations**

Dual 8E in any tank mixture for corn (except Dual 8E + AAtrex postemergence and Dual 8E + Banvel postemergence) may be applied in water or fluid fertilizer. Use only water in the Dual 8E + AAtrex or the Dual 8E + Banvel postemergence tank mixes.

Note: For all applications to corn, do not graze or feed forage from treated areas for 30 days following application, or possible illegal residues may result.

**IMPORTANT: FOR TANK MIXTURES WITH AATREX (OR OTHER BRANDS OF ATRAZINE) - If applying Dual 8E in tank mixture with AAtrex, all the restrictions and rate limitations appearing on the AAtrex label must be followed if more restrictive/protective than those on this label. In addition, if AAtrex is/must be applied at rates lower than those recommended on this label, broadleaf weed control may be affected. Refer to the AAtrex label for weeds controlled at the reduced rates.**

Chart 1: Dual 8E Tank Mixtures for Corn - Additional Weeds Controlled and Special Instructions

Section	E1	E2	E3	E4	E5	E6	E7
Page No.							
Special Mixing Instructions			1	1			2
Comments	3,4,5 6,9,10	3,4,5,6	7,9,10	3,4,5 6,7,9		3,4,5 6,8	3,4,5,6
Browntop panicum	●			●		●	●
Cocklebur	●	○	○	○●	○	●	●
Common purslane	●			●		●	●
Hairy nightshade	●			●		●	●
Jimsonweed		●	●	●	○		
Kochia		●					
Lambsquarters	●	●	●	●	●	●	●
Morningglory	●	○	○	○●	○	●	●
Mustard		●	●	●			
Pigweed						●	●
Prickly sida		●					
Ragweed	●	●	●	●	●	●	●
Smartweed	●	●	●	●	●	●	●
Violetleaf	●	●	○	○●	○	●	●

● = control; ○ = partial control; ○● = partial to full control depending on ratio of products used

**Comments**

**1 Special Mixing Instructions for Dual 8E and Bladex Tank Mix**

(1) Fill the spray tank 1/4 full with water and start agitation (2) Add a compatibility agent such as Compex<sup>®</sup> or Unite<sup>®</sup> at 2-3 pts./100 gals. of spray mixture (3) Add the Bladex and allow it to disperse (4) Add other herbicides registered for tank mix with Bladex (including Dual 8E) in the following order: dry flowables and wettable powders first, then flowables, then emulsifiable concentrates. Add contact herbicides like Gramoxone Extra and Roundup last (5) Allow each herbicide to fully disperse before adding the rest of the water or fluid fertilizer.

Agitate during mixing and application to maintain a uniform suspension. Tank mixtures with Bladex should not stand without agitation. Empty the spray tank during the spraying operation.

If fluid fertilizers are used as carriers, check the compatibility of tank mixtures containing Bladex. Refer to Appendix A: Compatibility Test on page

**2 Special Mixing Instructions for Dual 8E Plus AAtrex or Princep and Prowl**

(1) Fill the spray tank 1/4 full with water or fluid fertilizer and start agitation (2) To aid compatibility, add a compatibility agent such as Unite or X-77<sup>®</sup> at 4 pts. per 100 gals. of spray mixture (3) Then add the AAtrex or Princep and allow it to become dispersed (4) Then add Dual 8E and Prowl 4E (5) Add the rest of the water

*added -*

*Comments taken from individual tank mixture sections and moved to this section*

## Dual 8E

3. Although a single formulation for AAtrex or Princep is listed in the rate tables, other formulations may be substituted using the following formula:  
- 1 lb. of AAtrex Nine-O<sup>®</sup> or Princep Caliber 90<sup>®</sup> = 1.8 pts. of AAtrex 4L or Princep 4L
4. Although directions specify AAtrex formulations in tank mixture with Dual 8E, other brands of atrazine may be used. Follow the rates, recommendations, and limitations on the atrazine label.
5. See additional mixing instructions on the AAtrex label.
6. *Precaution: Do not exceed a total of 2.5 lbs. active ingredient of atrazine per acre per year. However, certain states may have established rate limitations for atrazine within specific geographical areas. Consult your state lead pesticide control agency for additional information. It is a violation of this label to deviate from state use regulations.*
7. Although a single formulation for Bladex is listed in the rate table, other formulations may be substituted using the following formula: 1 qt. of Bladex 4L = 1.1 lbs. of 90DF.
8. Other formulations of Lorox can be used: 1 lb. of Lorox DF = 1 pt. of Lorox L.
9. In Minimum-Tillage and No-Tillage systems, mix with Gramoxone Extra for control of most emerged annual weeds and suppression of perennial weeds or with Roundup for control of most emerged annual and perennial weeds.
10. Refer to label section E9 and E10 for specific directions for 2,4-D or Banvel burndown combinations in Minimum-Tillage and No-Tillage systems.

Dual 8E in any tank mixture for corn may be applied in water or fluid fertilizer.

Notes: (1) For all applications to corn, do not graze or feed forage from treated areas for 30 days following application, or possible illegal residues may result. (2) When applying Dual 8E in tank mixture with AAtrex, do not exceed a total of 2.5 lbs. a.i. of atrazine per acre per year.

### 1. Tank Mixture with AAtrex or Princep, or AAtrex + Princep - Preplant Surface, Preplant Incorporated or Preemergence

In addition to the weeds controlled by Dual 8E alone, Dual 8E + AAtrex or Princep, or Dual 8E + AAtrex + Princep, applied preplant surface, preplant incorporated, or preemergence, also controls the following weeds: browntop panicum, cocklebur, common purslane, hairy nightshade, lambsquarters, morningglory, ragweed, smartweed, and velvetleaf.

Apply Dual 8E + AAtrex or Princep, or Dual 8E + AAtrex + Princep either preplant surface, preplant incorporated, or preemergence.

**Preplant Surface-Applied.** Follow instructions for use of Dual 8E alone under **Application Procedures** and under application instructions for Dual 8E alone on corn. Apply Dual 8E + AAtrex or Princep, or Dual 8E + AAtrex + Princep on *medium soils* (2.5 pts. /A of Dual 8E + 3.2-4 pts. /A of AAtrex 4L or Princep 4L, or AAtrex 4L + Princep 4L combined) and on *fine soils* (2.5-3 pts. /A of Dual 8E + 4-5 pts. /A of AAtrex 4L or Princep 4L, or AAtrex 4L + Princep 4L combined) in minimum tillage and no-tillage systems in CO, IA, IL, IN, KS, KY, MN, MO, MT, ND, NE, SD, TN, WI, and WY. Apply the tank mixtures as a split or single treatment in those states and as indicated in the **Dual 8E Alone - Preplant Surface-Applied** section of the label for corn. On *coarse soils*, apply 2 pts. /A of Dual 8E and 3.2 pts. /A of AAtrex 4L or Princep 4L, or AAtrex 4L + Princep 4L combined.

**Preplant Incorporated or Preemergence.** Follow instructions for use of Dual 8E alone under **Application Procedures**. Apply Dual 8E + AAtrex or Princep, or Dual 8E + AAtrex + Princep using the appropriate rates from Table 1.

**Note:** Do not apply more than the labeled rate for a given soil texture per year, either as a split or single treatment, or illegal residues may result.

### Shattercane and Wild Proso Millet - Partial Control

For more consistent partial control of shattercane or wild proso millet where Dual 8E is applied in tank mixture or sequentially with other registered corn herbicides, the following applications may be made.

1. Apply 1.5-2 pts. /A of Dual 8E plus 2 lbs. a.i./A of AAtrex or Princep preplant incorporated followed by 1.5-2 pts. /A of Dual 8E preemergence. Make the preemergence application during or after planting, but before weeds and corn emerge.
2. Apply Dual 8E at 2 pts. /A alone or in tank mix combination with up to 2 lbs. a.i./A of AAtrex, Bladex, or Princep, preplant incorporated. Do not exceed the total rate of triazine herbicides (combined) in combination with Dual 8E for corn grown on a given soil texture. Follow with a post-directed application of Evik<sup>®</sup> 90W at 2.5 lbs. /A. Refer to the Evik 90W label for specific directions for the post-directed application.
3. Apply Eradicane<sup>®</sup> or Sutan<sup>®</sup> (or equivalent EFTC or butyltin formulations) at labeled rates preplant incorporated followed by a preemergence application of Dual 8E at 1.5-2 pts. /A. Do not use Eradicane or Sutan on soils where rapid degradation has been shown to occur. Make the preemergence application during or after planting, but before weeds and corn emerge.
4. For partial control of wild proso millet only, apply Dual 8E preemergence at 1.5-2 pts. /A followed by a postemergence application of Prowl plus Bladex at labeled rates. Refer to the Prowl and Bladex labels for application instructions. Postemergence applications of Prowl and Bladex may cause corn injury.

## Dual<sup>®</sup> 8E

*Precaution: When following the application regimes in numbers 1-4 above, allow cultivation may be needed after the preemergence or postemergence application to help control any late emerging shattercane or wild proso millet plants.*

**Note:** Do not exceed a total of 3 lbs. a/A of metolachlor (3 pts. Dual 8E) in the preplant incorporated plus preemergence application on soils with less than 6% organic matter, or crop injury may occur.

**Table 1: Dual 8E + AAtrex or Princep, or Dual 8E + AAtrex + Princep, Preplant Incorporated or Preemergence - Corn**

Soil Texture	Broadcast Rates Per Acre			
	Less Than 3% Organic Matter		3% Organic Matter or Greater	
	Dual 8E + AAtrex Nine-O* OR Princep Caliber 90*	Dual 8E + AAtrex Nine-O** OR Princep Caliber 90**	Dual 8E + AAtrex Nine-O* OR Princep Caliber 90*	Dual 8E + AAtrex Nine-O** OR Princep Caliber 90**
<b>COARSE</b>	1.25-1.5 pts. + 1.1-2.2 lbs.	1.25-1.5 pts. + 0.6-1.1 lbs. + 0.6-1.1 lbs.	1.5 pts. + 1.3-2.2 lbs.	1.5 pts. + 0.7-1.1 lbs. + 0.7-1.1 lbs.
<b>MEDIUM</b>	1.5-2 pts. + 1.3-2.2 lbs.	1.5-2 pts. + 0.7-1.1 lbs. + 0.7-1.1 lbs.	2 pts. + 1.8-2.2 lbs.	2 pts. + 0.9-1.1 lbs. + 0.9-1.1 lbs.
<b>FINE</b>	2 pts. + 1.8-2.2 lbs.	2 pts. + 0.9-1.1 lbs. + 0.9-1.1 lbs.	2-2.5 pts. + 1.8-2.2 lbs.***	2-2.5 pts. + 0.9-1.1 lbs.*** + 0.9-1.1 lbs.***
Muck or Peat (soils with more than 20% organic matter)	DO NOT USE			

\* Use Princep in preference to AAtrex when heavy infestations of crabgrass or fall panicum are expected. On soils having between 6% and 20% organic matter, Dual 8E may be used up to 3.5 pts./A in tank mix combination with 2.2 lbs./A of AAtrex Nine-O, or equivalent rates of AAtrex 4L. Refer to the AAtrex label for weeds controlled at this reduced rate.

\*\* When using the tank mixture of Dual 8E + AAtrex Nine-O + Princep Caliber 90, use equal rates of each as shown when heavy broadleaf weed infestations are expected. When heavy infestations of crabgrass or fall panicum are expected, use a 1:2 ratio of AAtrex + Princep instead of the 1:1 ratio given in Table 1 (Example: Total AAtrex Nine-O + Princep Caliber 90 = 1.2 lbs./A, use 0.4 lb. of AAtrex plus 0.8 lb. of Princep, respectively) Refer to Comment No. 3 following Chart 1 for AAtrex 4L and Princep 4L conversions.

\*\*\* For cocklebur, yellow nutsedge, and velvetleaf control on fine-textured soils above 3% organic matter, apply 2.25 lbs./A of AAtrex Nine-O, or equivalent rates of AAtrex 4L, or the same total amount of AAtrex + Princep with 2-2.5 pts./A of Dual 8E.

### 2. Tank Mixture with AAtrex - Postemergence

#### Weeds Controlled

barnyardgrass (watergrass)	grain foxtail	kochia	purslane
crabgrass	green foxtail	lambsquarters	ragweed
crowfootgrass	yellow foxtail	mustard	smartweed
fall panicum	jimsonweed	pigweed	velvetleaf
		prickly sida	

**Weeds Partially Controlled:** cocklebur, morningglory, yellow nutsedge

Apply 1.5 pts./A of Dual 8E + 1.3 lbs./A of AAtrex Nine-O\* on coarse soils, 2 pts./A of Dual 8E + 1.8 lbs./A of AAtrex Nine-O on medium soils, or 2.25 pts./A of Dual 8E + 1.8-2.2 lbs./A\*\* of AAtrex Nine-O on fine soils. Apply this tank mixture before grass and broadleaf weeds pass the 2 leaf stage and before corn exceeds 5 inches in height. Application to weeds larger than the 2 leaf stage will generally result in unsatisfactory control.

## Dual 8E

**Lay-by:** Apply to corn plants not more than 12 inches tall. Applications to corn in excess of 5 inches should be directed to the base of the corn plants, whereas applications to corn plants less than 5 inches tall may be made over the top. Occasionally some corn leaf burn may result, but this should not affect later growth or yield. Do not apply this postemergence tank mixture in fluid fertilizer, or severe crop injury may occur.

\*When using AAtrex 4L, use equivalent rates. One lb. of Nine-O equals 1.8 pts. of 4L.

\*\* For better control of cocklebur, morningglory, velvetleaf, and yellow nutsedge on fine-textured soils above 3% organic matter, apply 2.2 lbs./A of AAtrex Nine-O, or equivalent rate of AAtrex 4L, with 2-2.5 pts./A of Dual 8E.

Tank mixtures of Dual 8E plus AAtrex may be applied following use of any registered preplant surface-applied, preplant incorporated, or preemergence corn herbicide, including Dual 8E plus AAtrex.

**Note:** The total Dual 8E rate should not exceed 6 pts., nor the AAtrex rate more than 2.5 lbs. active ingredient per acre during any 1 crop year, or illegal residues may result. Refer to the AAtrex label for geographic, soil-texture, and rotational restrictions.

### 3. Tank Mixture with Bladex – Preplant Incorporated or Preemergence

In addition to the weeds controlled by Dual 8E alone, Dual 8E + Bladex also controls the following broadleaf weeds: jimsonweed, lambsquarters, mustard, ragweed, smartweed, cocklebur\*, morningglory\*, and velvetleaf\*.

\*Partially controlled.

**Mixing Instructions:** See Comment No. 1 following Chart 1.

**Preplant Incorporated or Preemergence:** Apply Dual 8E + Bladex preplant incorporated or preemergence using the appropriate rate from Table 2. Follow instructions for use of Dual 8E alone under Application Procedures.

**Table 2: Dual 8E + Bladex – Preplant Incorporated or Preemergence**

Soil Texture	Broadcast Rates Per Acre			
	Percent Organic Matter in Soil			
	Less Than 1%	1-2.5%	2.5-4%	Over 4%
	Pts./Dual 8E + Qts./Bladex 4L	Pts./Dual 8E + Qts./Bladex 4L	Pts./Dual 8E + Qts./Bladex 4L	Pts./Dual 8E + Qts./Bladex 4L
<b>COARSE</b> Sand, loamy sand	DO NOT USE	1.25-1.5 + 0.8-1.4	1.5-1.75 + 1.4-1.6	2 + 1.75
<b>COARSE</b> Sandy loam	1.25 + 0.8	1.25-1.5 + 1.2-1.4	1.5-1.75 + 1.4-1.75	2 + 2
<b>MEDIUM</b>	1.5 + 1.2	1.5-1.75 + 1.4-1.75	1.75-2 + 1.75-2	2-2.5 + 2-2.5
<b>FINE</b>	1.5 + 1.4	1.75-2 + 1.6-2	2-2.25 + 2-2.25	2.5 + 2.5
Muck or Peat (soils with more than 20% organic matter)	DO NOT USE			

### 4. Tank Mixture with AAtrex + Bladex – Preplant Incorporated or Preemergence

**Note:** See Comment No. 1 following Chart 1 for specific mixing instructions.

Apply Dual 8E + AAtrex + Bladex to corn using the rates from Table 3. Refer to the AAtrex and Bladex labels, as well as the General Information section of this label, for all directions, precautions, and limitations.

## Dual<sup>®</sup> 8E

Table 3 Dual 8E + AAtrex + Bladex - Preplant Incorporated or Preemergence

Soil Texture	Broadcast Rates Per Acre			
	Percent Organic Matter in Soil			
	Less Than 1%	1-2.5%	2.5-4%	Over 4%
	Pts. Dual 8E + Lbs. AAtrex Nine-O <sup>*</sup> + Qts. Bladex 4L	Pts. Dual 8E + Lbs. AAtrex Nine-O <sup>*</sup> + Qts. Bladex 4L	Pts. Dual 8E + Lbs. AAtrex Nine-O <sup>*</sup> + Qts. Bladex 4L	Pts. Dual 8E + Lbs. AAtrex Nine-O <sup>*</sup> + Qts. Bladex 4L
<b>COARSE</b> Sand, loamy sand	DO NOT USE	1.25-1.5 + 0.4-1.1 + 0.6-1	1.5-1.75 + 0.5-1.3 + 1-1.2	2 + 0.7-1.8 + 1.4-1.6
<b>COARSE</b> Sandy loam	1.25 + 0.5-1.1 + 0.6-1	1.25-1.5 + 0.7-1.3 + 1-1.2	1.5-1.75 + 0.9-1.8 + 1.2-1.6	2 + 1.1-2 + 1.6-2
<b>MEDIUM</b> Loam, silt loam, silt	1.5 + 0.7-1.3 + 1-1.2	1.5-1.75 + 0.7-1.8 + 1.2-1.6	1.75-2 + 0.9-1.8 + 1.4-1.6	2.25 + 1.1-2 + 1.8
<b>FINE</b> sandy clay loam silty clay loam clay loam, sandy clay silty clay	1.5 + 0.7-1.5 + 1.2-1.4	1.75-2 + 0.9-1.8 + 1.4-1.6	2.2-2.5 + 0.9-2 + 1.6-1.8	2.5 + 1.1-2.2 + 2
Muck or Peat (soils with more than 20% organic matter)	DO NOT USE			

\* Use lower rates of AAtrex in the mixture where broadleaf weeds are not a major problem. Use higher rates of AAtrex where heavy infestations of such broadleaf weeds as cocklebur, morningglory, smartweed, and velvetleaf are expected to be the dominant weeds present.

### 5. Tank Mixture with Banvel

**Preemergence:** Use this tank mixture only on field corn which is flat planted (no furrows) in IA, IL, IN, MN, NE, OH, SD, and WI.

In addition to the weeds controlled by Dual 8E alone, Dual 8E + Banvel applied preemergence also controls lambsquarters, ragweed, smartweed, cocklebur,\* misonweed,\* morningglory,\* and velvetleaf.\*

\* Partially controlled.

**Apply Dual 8E + Banvel preemergence:** Broadcast 1 pt./A of Banvel with 2 pts./A of Dual 8E on medium soils, or with 2-2.5 pts./A of Dual 8E on fine soils. Do not apply on coarse soils or on soils with less than 2.5% organic matter. Apply this tank mixture to the soil surface at planting or after planting but before corn emerges. Plant corn at least 1.5 inches deep and apply behind planting equipment avoiding incorporation by the planter wheel or other seed covering device. Do not incorporate before corn emergence. If it is necessary to rotary (or) break the soil crust, do not disturb the soil more than one-half inch deep.

**Postemergence for Control of Pigweed (Mid-Atlantic states including DE, MD, PA, VA, and W. Va.):** Apply 1.5-2.25 pts. of Dual 8E plus 0.5-1 pt./A of Banvel or 1-2 pts./A of Banvel II by ground equipment when pigweed plants are less than 3 inches tall and before corn exceeds 5 inches in height in a minimum of 20 gals. of spray per acre. Use the lower rate on coarse textured and low organic matter soils, use the higher rate on fine textured and high organic matter soils.

**Precautions:** (1) Avoid drift to sensitive nontarget plants such as soybeans during application. Injury may occur if (1) Do not apply with aircraft.

## Dual 8E

### 6. Tank Mixture with AAtrex and Lorox for Control of Lambsquarters and Pigweed

For prolonged control of lambsquarters and pigweed in DE, MD, NJ, NY, PA, VA, and WV, Dual 8E may be applied preemergence in tank mix combination with AAtrex + Lorox. Apply Dual 8E and AAtrex according to the rates in Table 1 and Lorox according to the rates below.

Soil Texture	Broadcast Rate/A
Sandy loam (1-3% organic matter)	0.67 lb Lorox
Sandy loam (3-6% organic matter)	1.0 lb Lorox
Medium and fine-textured soils (1-6% organic matter)	1.0 lb Lorox

Observe all directions for use, precautions, and limitations on the Dual 8E, AAtrex, and Lorox labels when applying these products in tank mix combinations.

### 7. Tank Mixture with AAtrex or Princep + Prowl for Prolonged Control of Lambsquarters and Pigweed in Field Corn Only (Northeast U.S., including MI, IN, KY, and States East of These)

For prolonged control of lambsquarters and pigweed, in addition to a broad spectrum of annual broadleaf and grass weeds, Dual 8E in tank mix combination with AAtrex\* or Princep + Prowl 4E may be applied after planting, but before corn or weeds emerge. Apply by ground equipment in a minimum of 10 gals. of water or 20 gals. of liquid fertilizer. Apply by air in a minimum of 5 gals. of water. Refer to Table 1 of this label for rates of Dual 8E, AAtrex, or Princep to be applied. Apply Prowl 4E according to the rates below in Table 4.

\* Do not apply Dual 8E in tank mix combination with AAtrex 80W + Prowl, as this combination is not compatible. Other AAtrex formulations may be used.

Mixing Instructions: See Comment No. 2 following Chart 1.

Table 4 Prowl 4E - Broadcast Rates Per Acre

Soil Texture	Percent Organic Matter in Soil		
	Less Than 1.5%	1.5-3%	Over 3%
COARSE	1.5-2.0 pts	2.0 pts	3.0 pts
MEDIUM	2.0 pts	3.0 pts	3.0 pts
FINE	2.0 pts	3.0 pts	3.0 pts

Observe all directions for use, precautions, and limitations on the respective product labels when applying these products in tank mix combination. Refer to the Prowl 4E label for replanting instructions in the event of crop loss.

### 8. Tank Mixture with AAtrex, Bladex\*, or Princep, AAtrex + Bladex or AAtrex + Princep, with Gramoxone Extra or Roundup for Minimum-Tillage or No-Tillage Systems

\* See Comment No. 1 following Chart 1 for special mixing instructions.

In minimum tillage or no-tillage systems where corn is planted directly into a cover crop, stale seed-bed, established sod, or previous crop residues, the contact herbicides Gramoxone Extra or Roundup may be added to a tank mix of Dual 8E + AAtrex, Bladex or Princep, Dual 8E + AAtrex + Bladex or Dual 8E + AAtrex + Princep. When used as directed, the Gramoxone Extra portion of the tank mixture controls most emerged annual weeds and suppresses many perennial weeds. Roundup combinations will control emerged annual and perennial weeds when applied as directed on the Roundup label. The Dual 8E + AAtrex or Princep, or Dual 8E + AAtrex + Princep portion of the tank mixture provides preemergence control of the weeds listed on this label in the tank mixture section for Dual 8E + AAtrex or Princep, or Dual 8E + AAtrex + Princep - Preplant Surface, Preplant Incorporated, or Preemergence. The Dual 8E + Bladex or Dual 8E + AAtrex + Bladex tank mixture provides preemergence control of weeds listed on this label in the tank mixture sections with AAtrex and Bladex. Refer to Table 3 for Bladex rates.

**Application:** Apply before, during, or after planting, but before the corn emerges, at the rates specified below. Add Gramoxone Extra or Roundup at the following broadcast rates:

**Gramoxone Extra:** 1.5-2.0, 2.0-2.5, or 2.5-3.0 pts./A to 1-3 inches, 3-6 inches, or 6-inch tall weeds, respectively. Apply surfactant at 1 or 2 pts./100 gals. of spray mixture with 75% or greater, or 50-74% nonionic active ingredient, respectively. This treatment will not control weeds taller than 6 inches.

**Note:** Do not apply combinations containing Gramoxone Extra in suspension type liquid fertilizer because the activity of paraquat will be reduced.

**Roundup:** 1.5 qts./A for existing annual weeds, or 2-4 qts. per acre for existing perennial weeds. See the Roundup label for weeds controlled and recommended rates for specific weeds.

Apply in 20-50 gals. of water or fluid fertilizer per acre with ground equipment.

## Dual® 8E

On coarse soils, apply 1.5 pts./A of Dual 8E with 1.3 lbs. AAtrex Nine-O\* or Princep Caliber 90\* or with 0.7 lb. Nine-O\*\* plus 0.7 lb. Caliber 90\*\*. On medium soils, apply 2 pts./A of Dual 8E with 1.8 lbs. AAtrex Nine-O or Princep Caliber 90, or with 0.9 lb. Nine-O plus 0.9 lb. Caliber 90. On fine soils\*\*\* apply 2-2.5 pts./A of Dual 8E with 1.8-2.2 lbs. AAtrex Nine-O or Princep Caliber 90, or with 0.9-1.1 lbs. of Nine-O plus 0.9-1.1 lbs. Caliber 90.

\* Use Princep in preference to AAtrex when heavy infestations of crabgrass or fall panicum are expected.

\*\* When using the tank mixture of Dual 8E + AAtrex Nine-O + Princep Caliber 90, use equal rates of AAtrex and Princep as shown when heavy broadleaf weed infestations are expected. When heavy infestations of crabgrass or fall panicum are expected, use a 1:2 ratio of AAtrex + Princep instead of the 1:1 ratio given. (Example, Total AAtrex Nine-O + Princep Caliber 90 = 1.8 lbs./A use 0.6 lb. of AAtrex plus 1.2 lbs. of Princep, respectively.) Refer to Comment No. 3 following Chart 1 for AAtrex 4L and Princep 4L conversions.

\*\*\* For cocklebur, yellow nutsedge, and velvetleaf control on fine-textured soils above 3% organic matter, apply 2.25 lbs./A of AAtrex Nine-O, or equivalent rate of AAtrex 4L, or the same total amount of AAtrex + Princep, with 2-2.5 pts./A of Dual 8E.

### 9. Tank Mixture with AAtrex; or AAtrex + 2,4-D; or AAtrex + 2,4-D + Banvel for Minimum-Tillage or No-Tillage Systems

In minimum-tillage or no-tillage systems where corn is planted directly into a cover crop, stale seed-bed, established sod, or previous crop residues, Dual 8E applied in combination with AAtrex will kill most emerged small annual weeds. Apply Dual 8E + AAtrex before, during, or after planting, but before corn emerges, according to the rates in Table 1.

Where heavy crop residues exist, add 0.8-1.6 pts./A of an appropriately labeled 3.8 lb. a.i./gal. 2,4-D amine (such as Weedar 64, Wezcar 54A, DMA-4 Herbicide, or Formula 4C) to the spray tank last and apply in a minimum of 25 gals. of carrier/A.

As carriers, nitrogen solutions and complete liquid fertilizers, applied before corn emergence enhance burndown of existing weeds, and therefore are recommended instead of water. Add X-77 surfactant at 1.0-2.0 qts./100 gals. of diluted spray, or another appropriate surfactant at its recommended rate. Apply before weeds exceed 3 inches in height. If alfalfa is present, add Banvel to the spray mixture at 0.33-0.5 pt./A and apply before alfalfa exceeds 6 inches in height.

For fields with existing sod grasses (e.g., bromegrass, orchardgrass, rye, or timothy), when existing weeds exceed 3 inches in height or when very dry conditions exist, add Gramoxone Extra at the rate of 2.5 pts./A in place of or in addition to 2,4-D as indicated above. Do not apply Gramoxone Extra in suspension-type liquid fertilizer. Observe all directions for use, precautions, and limitations on the respective product labels when applying these products in tank mix combination.

### 10. Tank Mixture with Bladex\*; or Bladex + AAtrex + 2,4-D; or Bladex + AAtrex + 2,4-D + Banvel\*\* for Minimum-Tillage or No-Tillage Systems

\* See Comment No. 1 following Chart 1 for special mixing instructions.

\*\* Apply the tank mixtures with Banvel to field corn only.

In minimum-tillage or no-tillage systems where corn is planted directly into a cover crop, stale seed-bed, established sod, or previous crop residues, Dual 8E applied in combination with Bladex or Bladex + AAtrex will provide control of emerged small annual weeds, and extended control of those species on the Dual 8E and Bladex labels.

Apply Dual 8E in tank mix combination with Bladex according to the Tank Mixture with Bladex and Tank Mixture with AAtrex... sections of this label or the preemergence section of the Bladex and AAtrex labels. Where heavy crop residues exist at the time of treatment, follow directions for use in the Bladex Plus Dual 8E tank mixture in the Minimum- or No-Till Weed Control section of the Bladex label. Using a minimum of 25 gals./A of carrier, add a.i. appropriately labeled 2,4-D amine or low volatile ester to the spray tank last.

As carriers, nitrogen solutions and complete liquid fertilizers, applied before corn emergence enhance burndown of existing weeds, and therefore are recommended instead of water. Add X-77 surfactant at 1.0 to 2.0 qts./100 gals. of diluted spray, or another appropriate surfactant at its recommended rate. Apply before weeds exceed 3 inches in height. If alfalfa is present, add Banvel to the spray mixture at 0.33-0.5 pt./A and apply before alfalfa exceeds 6 inches in height.

For fields with existing sod grasses (e.g., bromegrass, orchardgrass, rye, or timothy), when existing weeds exceed 3 inches in height or when very dry conditions exist, add Gramoxone Extra at the rate of 2.5 pts./A in place of or in addition to 2,4-D as indicated above. Do not apply Gramoxone Extra in suspension-type liquid fertilizer. Observe all directions for use, precautions, and limitations on the respective product labels when applying these products in tank mix combination.

### F. Cotton - Dual 8E Alone

**Application:** Apply Dual 8E preemergence only in Area 1\* at the rate of 0.75-1.5 pts./A on sandy loams, 1.0-2.0 pts./A on medium soils, or 1.5-2 pts./A on fine soils. Apply Dual 8E preplant incorporated or preemergence in Area 2\*\* at 1.5 pts./A on sandy loams, 1.5-2 pts./A on medium soils, or 2 pts./A on fine soils. Do not use on sands and loamy sand.

\* Area 1 - AR, LA, MS, TN, and Bootheel of MO.

\*\* Area 2 - NM, OK, TX.

## Dual 8E

**Preplant Incorporated (NM, OK, and TX Only):** Apply to the soil and incorporate into the top inch of soil immediately before planting, at planting, or after planting, but before crop or weeds emerge. Use a tilling cultivator or similar implement to uniformly incorporate not more than 1 inch deep. Use a preplant incorporated application if furrow irrigation is used or when a period of dry weather after application is expected. Where furrow irrigation is used, wet the top of the bed for best results. If the crop is to be planted on beds, apply and incorporate after bed formation. Cotton should be planted below the zone of incorporation, i.e., at least 1 inch on fine soils and 1.5 inches on coarse and medium soils. If incorporated prior to planting, use a planter that will result in a minimum of soil disturbance.

**Note:** For best control of yellow nutsedge and suppression of seedling johnsongrass, apply Dual 8E preplant incorporated at the maximum rate for the soil texture, whether applied alone or mixed with Caparol 4L.

**Preemergence:** Apply to the soil surface at planting, or after planting, but before weeds or crop emerge.

**Precautions:** To avoid crop injury, (1) Do not apply Dual 8E on sand or loamy sand soils or in areas where water is likely to "pond" over the bed, (2) To avoid concentration in the seed furrow, do not make broadcast applications of Dual 8E to cotton planted in furrows more than 2 inches deep. Band applications may be made to cotton planted in furrows deeper than 2 inches, but band width should not exceed the width of the bottom of the furrow, and (3) Do not apply to Taloka silt loam.

**Note:** Do not graze or feed forage or fodder from cotton to livestock, or illegal residues may result.

### G. Cotton - Dual 8E Combinations

#### 1. Tank Mixture with Caparol 4L

Dual 8E tank mixtures with Caparol 4L may be applied in water or fluid fertilizer. When fluid fertilizer is used as a carrier for Dual 8E, either alone or in combination with Caparol 4L, mix only the amount that will be sprayed in 1 operation. These mixtures should not be allowed to stand without agitation.

In addition to those weeds controlled by Dual 8E alone, Dual 8E + Caparol 4L applied preplant incorporated or preemergence, also controls the following weeds: junglerice, wild oats, annual morning glory, groundcherry, hairy nightshade, lambsquarters, malva, mustard, prickly sida (leafweed), purslane, ragweed, and shallow-germinating seedlings of cocklebur and coffeeweed.

**Preplant Incorporated or Preemergence:** Apply Dual 8E + Caparol 4L either preplant incorporated or preemergence using the appropriate rate from Table 5. Cotton should be planted below the zone of incorporation, i.e., at least 1.0 inch on fine soils and 1.5 inches on coarse and medium soils. If incorporated before planting, use a planter that will result in a minimum of soil disturbance.

Table 5. Dual 8E + Caparol 4L - Cotton (NM, OK, TX)

Use Areas	Soil Texture	Broadcast Rates Per Acre	
		Dual 8E	Caparol 4L
ALL	Sand, loamy sand	DO NOT USE	
Oklahoma and Blacklands and Gulf Coast of Texas	Loams	1.25-2 pts	2.4 pts
	Clays	2 pts	4.8 pts
Rio Grande Valley of Texas	Loams	1.25-2 pts	2.2 pts
	Clays	2 pts	4.8 pts
New Mexico High Plains, Rolling Plains, Edwards Plateau of Texas and Southwest Texas	Sandy loam	1.25-1.5 pts	1.6 pts
	Loams	1.25-2 pts	2.4 pts
	Sandy clay loams	2 pts	2.4 pts
	Other clay soils	2 pts	3.2 pts

**Precautions:** (1) To avoid concentration in the seed furrow, do not make broadcast applications of Dual 8E + Caparol 4L to cotton planted in furrows more than 2 inches deep. Band applications may be made to cotton planted in furrows deeper than 2 inches, but band width should not exceed the width of the bottom of the furrow. To avoid crop injury, (2) Do not apply on sand or loamy sand soils or in areas where water is likely to "pond" over the bed, (3) Do not apply in cut areas of newly leveled fields or in areas of excess salt, (4) Do not apply to grassless cotton varieties, and (5) Do not apply on Taloka silt loam.

**Note:** Do not graze or feed forage or fodder from cotton to livestock, or illegal residues may result.

Refer to the Caparol 4L label for further instructions and limitations.

#### 2. Tank Mixture with Cotolan DF

Dual 8E may be applied in tank mixture with Cotolan DF preemergence for control of those weeds controlled by Dual 8E alone and those as listed on the Cotolan DF label. This combination will also control spotted spurge, hyslop spurge, ox-eye spurge, and prostrate spurge. Apply to the soil surface at planting or after planting, but before weeds or crop emerge, using the appropriate rates from Table 5.

**Mixing Instructions:** Incompatibility may occur when tank mixing Dual 8E and Cotolan DF. To help overcome this condition, fill the spray tank 1/2 full with water or fluid fertilizer and start agitation, add the Cotolan DF and allow it to become dispersed. Add 2.77 gal (0.5% v/v) water/volume final spray (1 pt/100 gal), then add the Dual 8E and finally the rest of the water or fluid fertilizer. Agitate during mixing and application to maintain a uniform suspension.



## Dual® 8E

Table 6. Dual 8E + Cotoran DF - Cotton

Soil Texture	Broadcast Rates Per Acre		
	Dual 8E (pts.)		Cotoran DF *** (lbs.)
	Area 1*	Area 2**	
Sand, loamy sand	DO NOT USE		
Sandy loam	0.75-1.5	1.25-1.5	1.2
Loam, silt, silt loam	1.2	1.5-2	1.2-1.9
Fine soil	1.5-2	2	1.9-2.4

\*Area 1 - AR, LA, MS, Bootheel of MO, and TN

\*\*Area 2 - Eastern OK and Gulf Coast, Rio Grande Valley and Eastern TX

\*\*\*When using Cotoran 4L, use equivalent rates. Multiply lbs. of Cotoran DF by 1.7 to get pts. of Cotoran 4L.

*Precautions: (1) Do not apply Dual 8E + Cotoran on sand or loamy sand soils or in areas where water is likely to "pond" over the bed, or crop injury may occur. (2) To avoid concentration in the seed furrow, do not make broadcast applications of Dual 8E + Cotoran to cotton planted in furrows more than 2 inches deep. Band applications may be made to cotton planted in furrows deeper than 2 inches, but band width should not exceed the width of the bottom of the furrow. (3) The use of Cotoran following the use of a systemic insecticide at planting may result in crop injury. (4) Do not use on Taloka silt loam, or crop injury may occur.*

Refer to the Cotoran labels for further instructions, precautions, and limitations.

**Note:** To avoid possible illegal residues, do not feed treated forage or gin trash to livestock or graze treated areas.

### 3. Tank Mixture of Dual 8E or Dual 8E + Cotoran with Gramoxone Extra or Roundup for Minimum-Tillage or No-Tillage Systems (AL, LA, MS only)

In minimum-tillage or no-tillage systems where cotton is planted directly into a cover crop, stale seedbed, or previous crop residues, the contact herbicides Gramoxone Extra or Roundup may be added to a tank mix of either Dual 8E or Dual 8E + Cotoran. When used as directed, the Gramoxone Extra portion of the tank mixture controls most emerged weeds and suppresses many perennial weeds. Roundup combinations will control emerged annual and perennial weeds when applied as directed on the Roundup label. The Dual 8E and Dual 8E + Cotoran portion of the tank mixture provides preemergence control of the weeds listed on this label in the Dual 8E and Dual 8E + Cotoran sections, respectively.

Refer to the label of each product used in combination and observe the planting details, information regarding application, geographical restrictions, and all other precautions and limitations. Refer to Mixing Instructions under Tank Mixture with Cotoran DF section.

**Application:** Apply before, during, or after planting, but before the cotton emerges, at the rates specified below. Apply Dual 8E at 1.25-1.5 pts./A on sandy loams, medium, and fine textured soils. Refer to Table 6 for the Cotoran DF rates.

Add Gramoxone Extra or Roundup at the following broadcast rates:

**Gramoxone Extra:** 1.5-2.0, 2.0-2.5, or 2.5-3.0 pts./A to 1-3 inches, 3-6 inches, or 6-inch tall weeds, respectively. Apply surfactant at 1 or 2 pts./100 gals. of spray mixture with 75% or greater or 50-74% nonionic active ingredient, respectively. This treatment will not control weeds taller than 6 inches.

**Note:** Do not apply combinations containing Gramoxone Extra in suspension type liquid fertilizers as the activity of paraquat will be reduced.

**Roundup:** 1.5 qts./A for existing annual weeds, or 2-4 qts./A for existing perennial weeds. See the Roundup label for weeds controlled and recommended rates for specific weeds.

**Note:** Do not apply Dual 8E + Cotoran 4L + Roundup in tank mixture because of compatibility problems.

Apply in 20-50 gals. of water or fluid fertilizer per acre with ground equipment.

*Precautions: If heavy rain occurs soon after application, crop injury may result, especially in poorly drained areas where water stands for several days, or where the seeding slit has not been properly closed. Refer to the Cotoran labels and the Tank Mixture with Cotoran DF section of this label for further instructions, precautions, and limitations.*

### H. Grapes - Nonbearing - Dual 8E Alone and Combinations

Broadcast 2-4 pts./A of Dual 8E by ground equipment to weed-free soil in a minimum of 10 gals. of water to control weeds listed in the Dual 8E Applied Alone section of this label. Apply the lower rates on coarse-textured soils with low organic matter and where the weed infestation is expected to be low. Apply the higher rates on fine-textured soils, soils high in organic matter, and where a heavy weed infestation is expected. Use caution when applying to keep the spray off the foliage to avoid possible foliar injury.

## Dual® 8E

When weeds are present at the time of treatment Dual 8E may be applied in tank mix combination with Gramoxone Extra or Roundup. Gramoxone Extra may be applied at rates of 2-3 pts /A. Roundup may be applied at rates ranging from 1-5 qts /A, depending on the weed species. Direct applications containing Gramoxone Extra or Roundup over the weeds, making certain to keep spray off grape foliage and vines. Refer to the Gramoxone Extra and Roundup labels for further directions, precautions, and limitations relative to their use.

*Precaution: Do not apply to vines established in the vineyard less than 30 days, and only after depressions around the vines have been filled in, or crop injury may occur*

**Note:** Do not apply to vines that will bear harvestable fruit within 12 months of application, or illegal residues may result.

---

### I. Peanuts – Dual 8E Alone

Apply Dual 8E either preplant incorporated, postplant incorporated, preemergence, or lay-by using the appropriate rate specified below. *Preplant Incorporated or Preemergence:* Follow instructions for use of Dual 8E alone under **Application Procedures**. *Postplant Incorporated:* Apply and shallowly incorporate Dual 8E into the soil after planting, but before peanut germination. Incorporation depth and incorporating implements must be kept above the seed, or seed will be damaged. *Lay-by:* Apply Dual 8E to the soil immediately after the last normal cultivation.

Apply Dual 8E alone preplant incorporated, postplant incorporated, preemergence, or lay-by at a broadcast rate of 1.5-2 pts./A in the Southeast\* and 1.25-2 pts./A in NM, OK, and TX.

\* In the Southeast, use 2-3 pts./A and apply preemergence for partial control of Florida beggarweed.

**Notes:** (1) Dual 8E alone may be applied as directed after any of the following preplant incorporated herbicides when used according to their label recommendations: Balan at 3-4 qts /A; Treflan E.C. at 1 pt./A; Vernam<sup>®</sup> at 2.33-3 pts /A; Sonalan at 1.25-3 pts /A; Pursuit at 0.25 pt /A; and Prowl at 1-2 pts./A. (2) Do not graze or feed peanut forage or fodder to livestock for 30 days following application and (3) Do not apply within 90 days of harvest, or illegal residues may result.

---

### J. Peanuts – Dual 8E Combinations

#### 1. Tank Mixture with Balan L.C.

Dual 8E + Balan tank mixture applied preplant incorporated controls those weeds listed under **Dual 8E Applied Alone** and those weeds as listed on the Balan label.

Apply 1.5-2 pts./A of Dual 8E + 3-4 qts /A of Balan in a minimum of 10 gals. of spray volume per acre for ground application or in a minimum of 5 gals. of spray volume per acre for aerial application. Follow the recommended procedures for Balan on the Balan label for soil preparation and incorporation of this tank mix. Apply and incorporate Dual 8E + Balan up to 14 days prior to planting.

**Note:** Follow all restrictions and precautions on the Balan label.

#### 2. Multiple Applications (Southeast Only: AL, FL, GA, NC, SC, VA)

Where weed pressure is heavy or where species difficult to control are expected, Dual 8E is most effective when used as follows:

**1st Application:** Apply Dual 8E preplant incorporated as directed under **Peanuts-Dual 8E Alone** or apply Dual 8E + Balan preplant incorporated as directed previously in this section. Refer to the respective section for weeds controlled.

**2nd Application:** Apply Dual 8E any time from preemergence up to ground cracking at 1.5-3 pts./A for extended control of weeds not yet emerged. Refer to the **Dual 8E Applied Alone** section for a list of weeds controlled.

**3rd Application:** Apply Dual 8E at lay-by as directed under **Peanuts-Dual 8E Alone**. Use only when late germinating weeds are expected to be a problem. Refer to the **Dual 8E Applied Alone** section for a list of weeds controlled.

**Notes:** (1) Do not apply more than the equivalent of 6 pts. of Dual 8E/A during any 1 year, or illegal residues may result. This includes both Dual 8E and Dual 8E 25G (4 lbs. of Dual 8E 25G equals 1 pt. of Dual 8E). (2) Do not graze or feed peanut forage or fodder to livestock for 30 days following application, and (3) Do not apply within 90 days of harvest, or illegal residues may result.

#### 3. Tank Mixture or Sequentially with Pursuit

The tank mixture or sequential treatment of Dual 8E and Pursuit controls all weeds controlled by Dual 8E alone and by Pursuit alone. Refer to the **Dual 8E Applied Alone** section for weeds controlled by Dual 8E and to the Pursuit label for weeds controlled by Pursuit.

Refer to the respective labels for application methods, timing, <sup>and</sup> restrictions, and precautions, and use in accordance with the more restrictive label. Do not exceed the label rate of either product. Dual 8E will not control emerged weeds.

#### 4. Tank Mixture with Sonalan

The tank mixture controls all weeds controlled by Dual 8E alone and by Sonalan alone. Refer to the **Dual 8E Applied Alone** section for weeds controlled by Dual 8E and to the Sonalan label for weeds controlled by Sonalan.

Apply Dual 8E + Sonalan preplant incorporated using the appropriate rate from Table 7. Follow recommended soil preparation procedures for Sonalan. Refer to the Cleaned Sonalan/Dual 8E Tank Mixture label for incorporation specifications.

## Dual<sup>®</sup> 8E

Table 7: Dual 8E + Sonalan - Peanuts

Soil Texture	Broadcast Rates Per Acre			
	Southeast		NM, OK, TX	
	Dual 8E	Sonalan	Dual 8E	Sonalan
COARSE	1.5-2 pts	1.25-2 pts.	1.25-2 pts	1.25-2 pts
MEDIUM	1.5-2 pts	1.75-2.5 pts	1.25-2 pts	1.75-2.5 pts.
FINE	1.5-2 pts	2.25-3 pts	1.25-2 pts	2.25-3 pts

Note: Follow all use directions, limitations, precautions, and information regarding application to peanuts on the Dual 8E and Sonalan labels

### 5. Tank Mixture with Prowl

Dual 8E + Prowl applied preplant incorporated controls all weeds controlled by Dual 8E alone plus Texas panicum, field sandbur, johnsongrass from seed, lambsquarters, Kochia, annual spurge, and other species on the Prowl label. Apply Dual 8E + Prowl by ground or by aerial equipment within 14 days before planting. Incorporate into the top 1-2 inches of soil before planting and within 7 days of application using a finishing disk or similar implement capable of providing uniform incorporation. If peanuts will be planted on beds, apply and incorporate after bed formation. Refer to the incorporation instructions of the respective labels for additional directions.

Apply Dual 8E + Prowl preplant incorporated using the appropriate rates from Table 8

Table 8: Dual 8E + Prowl - Peanuts

Soil Texture	Broadcast Rates Per Acre	
	NM, OK, TX	Other Peanut Growing States
	Dual 8E + Prowl	Dual 8E + Prowl
Sand, loamy sand	1.25 + 1.15 pts	1.5-2 + 1.5-2 pts
Sandy loam	1.25-1.5 + 1.15 pts	1.5-2 + 1.5-2 pts
Fine soil	2 + 1.15 pts	2 + 1.5-2 pts

Note: Follow all use directions, limitations, precautions, and information regarding application to peanuts on the Dual 8E and Prowl labels

### 6. Tank Mixture or Sequentially with Starfire

Dual 8E + Starfire applied at ground cracking or sequentially will control or suppress small (1-6 inch) emerged annual grass and broadleaf weeds and provide residual control of weed species listed in the Dual 8E Applied Alone section of this label. Apply 11 fl. oz /A of Starfire with the appropriate Dual 8E rate from the Peanuts - Dual 8E Alone section in a minimum spray volume of 20 gals /A with ground equipment. A second application of Dual 8E + Starfire may be made 28 days after ground cracking. (Refer to the Peanuts - Dual 8E Combinations - Multiple Applications section of this label for geographical areas where multiple applications are recommended.) A second Starfire application may be made in all peanut growing areas, if needed. Refer to the respective labels and follow all directions, limitations, and restrictions for each product.

### 7. Tank Mixture or Sequentially with Starfire + Basagran

The addition of Basagran to the Dual 8E + Starfire mixture will result in improved control of such problem broadleaf weeds as prickly sida, cocklebur, smartweed, and bristly starbur. Dual 8E + Starfire + Basagran applied at ground cracking or sequentially will control or suppress small (1-6 inch) emerged annual grass and broadleaf weeds and provide residual control of weed species listed in the Dual 8E Applied Alone section of this label. Apply 1 pt /A of Basagran + 11 fl. oz /A of Starfire with the appropriate Dual 8E rate from the Peanuts - Dual 8E Alone section in a minimum spray volume of 20 gals /A with ground equipment. A second application of Dual 8E + Starfire + Basagran may be made 28 days after ground cracking. (Refer to the Peanuts - Dual 8E Combinations - Multiple Applications section of this label for geographical areas where multiple applications are recommended.) A second Starfire + Basagran application may be made in all peanut growing areas, if needed. Refer to the respective labels and follow all directions, limitations, and restrictions for each product.

### 8. Tank Mixture or Sequentially with Starfire + Butyrac 200 or Butoxone 200

The addition of Butyrac 200 or Butoxone 200 to the Dual 8E + Starfire mixture will result in improved control of such problem broadleaf weeds as sicklepod, morning glory, and cocklebur. Dual 8E + Starfire + Butyrac 200 or Butoxone 200 applied at ground cracking or sequentially will control or suppress small (1-6 inch) emerged annual grass and broadleaf weeds and provide residual control of weed species listed in the Dual 8E Applied Alone section of this label. Apply 11 fl. oz /A of Starfire + 0.16 fl. oz /A (0.125-0.25 lbs /A) of Butyrac 200 or Butoxone 200 with the appropriate Dual 8E rate from the Peanuts - Dual 8E Alone section in a minimum spray volume of 20 gals /A with ground equipment. A second application of Dual 8E + Starfire + Butyrac 200 or Butoxone 200 may be made 28 days after ground cracking. (Refer to the Peanuts - Dual 8E Combinations - Multiple Applications section of this label for geographical areas where multiple applications are recommended.) A second Starfire + Butyrac 200 or Butoxone 200 application may be made in all peanut growing areas, if needed. Refer to the respective labels and follow all directions, limitations, and restrictions for each product.

## Dual® 8E

### 9. Tank Mixture or Sequentially with Basagran

Dual 8E + Basagran applied at ground cracking or sequentially will control species on the Basagran label and provide residual control of species listed in the Dual 8E Applied Alone section of this label. Apply 1-2 pts./A of Basagran in 20 gals./A, depending on weed species and stage of growth as specified on the Basagran label, with the appropriate Dual 8E rate from the Peanuts - Dual 8E Alone section. A second application of the combination may be made before peanut pegging. (Refer to the Peanuts - Dual 8E Combinations - Multiple Applications section of this label for geographical areas where multiple applications are recommended.) A second Basagran application may be made in all peanut growing areas, if needed. Refer to the respective labels and follow all directions, limitations, and restrictions for each product.

### 10. Tank Mixture or Sequentially with Basagran + Butyrac 200 or Butoxone 200

Dual 8E + Basagran + Butyrac 200 or Butoxone 200 applied at ground cracking or sequentially will control species on the Basagran label and on the Butyrac or Butoxone labels, especially morning-glories. Apply 1.5-2 pts./A of Basagran + 8 fl. oz./A of Butyrac 200 or Butoxone 200 in 20 gals./A, depending on weed species and stage of growth as specified on the Basagran label, with the appropriate Dual 8E rate from the Peanuts - Dual 8E Alone section. A second application of the combination may be made before peanut pegging. (Refer to the Peanuts - Dual 8E Combinations - Multiple Applications section of this label for geographical areas where multiple applications are recommended.) A second Basagran + Butyrac 200 or Butoxone 200 application may be made in all peanut growing areas, if needed. Refer to the respective labels and follow all directions, limitations, and restrictions for each product.

### K. Pod Crops - Dual 8E Alone

Pod crops including garbanzo, great northern beans, kidney beans, lima beans, mung beans, navy beans, peas (English\*, southern peas, such as blackeye, pinkeye, crowder, etc.), pinto beans, snap beans (green, wax, string), lentils, and lupines (sweet, white, white sweet, and grain)

Apply Dual 8E either preplant incorporated or preemergence using the appropriate rate specified below. *Preplant Incorporated or Preemergence:* Follow instructions for use of Dual 8E alone under Application Procedures. On coarse soils with less than 3% organic matter, apply 1.5-2 pts./A of Dual 8E or 2 pts./A if organic matter is 3% or greater. On medium soils, apply 2-2.5 pts./A of Dual 8E. On fine soils, apply 2-2.5 pts./A of Dual 8E if organic matter content is less than 3%, or 2.5-3 pts./A if organic matter content is 3% or greater.

\* On English peas, use only preemergence applications. Do not use on English peas in northeastern U.S., or injury may occur.

Note: Do not cut for hay within 120 days following a Dual 8E application, or illegal residues may result.

### L. Pod Crops - Dual 8E Combinations

Note: When applying Dual 8E in combination on pod crops, do not cut for hay within 120 days following application, or illegal residues may result.

#### 1. Tank Mixture and Sequential Applications with Eptam - Beans (Green or Dry)

This mixture controls all weeds controlled by Dual 8E alone and by Eptam alone. Refer to the Dual 8E Applied Alone section of this label for weeds controlled by Dual 8E alone and to the Eptam label for weeds controlled by Eptam.

*Preplant Incorporated:* Follow instructions for use of Dual 8E alone under Application Procedures. *Sequential:* Apply Eptam alone preplant incorporated, as specified on that label. Follow with a preemergence application of Dual 8E, at rates specified for Dual 8E alone, during planting (behind the planter) or after planting, but before the weeds or crop emerge.

Refer to the General Information section of this label and to the Eptam label for weather, cultural practices, and all other precautions and limitations that affect performance of these products.

Apply 3.5-4.5 pts./A of Eptam 7E\* with Dual 8E as specified. On coarse soils, apply 1.25 pts./A of Dual 8E if organic matter content is less than 3%, or 1.5 pts./A if organic matter content is 3% or greater. On medium soils, apply 1.5 pts./A of Dual 8E if organic matter content is less than 3%, or 2 pts./A if organic matter content is 3% or greater. On fine soils, apply 2 pts./A of Dual 8E if organic matter content is less than 3%, or 2-2.5 pts./A if organic matter content is 3% or greater.

\* Refer to the Eptam label for rate limitations depending on geographical area, and for species and varietal restrictions.

Precaution: Do not exceed 3.5 pts./A Eptam 7E on small white beans or green beans grown on fine textured soils.

#### 2. Tank Mixture with Treflan - Beans (Dry - Kidney, Navy, Pinto, etc.; Lima; and Snap)

Dual 8E + Treflan tank mix applied preplant incorporated controls those weeds listed under Dual 8E Applied Alone and those weeds listed for Treflan alone on the Treflan label. Dual 8E + Treflan may be applied by ground or by aerial equipment and incorporated up to 14 days prior to planting. Follow the recommended procedures on this label and on the respective Treflan label using equipment that provides uniform 2 inch incorporation.

## Dual® 8E

Apply Dual 8E + Treflan tank mix using the appropriate Dual 8E rate specified for Dual 8E alone, and the Treflan rate from the Dry Beans, and the Lima and Snap Beans sections of the respective Treflan label. Choose the product rate for the specific soil texture/organic matter classification and weed species expected.

**Note:** Follow all restrictions and precautions on the respective Treflan label and in the Pod Crops-Dual 8E Alone section of this label.

### M. Potatoes – Dual 8E Alone

Apply Dual 8E either incorporated, preemergence, or after hilling/lay-by according to directions specified below for control of weeds listed under the General Information section. Within a rate range, use the lower rate on soils relatively coarse-textured or low in organic matter; use the higher rate on soils relatively fine-textured or high in organic matter. Effectiveness will be reduced if later cultural practices expose untreated soil.

**Incorporated:** Apply Dual 8E at 1.5-3 pts./A to the soil and incorporate into the top 3 inches before planting using a finishing disk, harrow, rolling cultivator, or similar implement. Planting and later cultural practices should not bring untreated soil to the surface. Postplant incorporated application may be made any time after planting to drag-off, but before potato emergence. Use an implement that evenly distributes Dual 8E in the top 2 inches of soil. Do not damage potato seed pieces or sprouts with incorporation equipment.

**Preemergence:** Apply Dual 8E at 1.5-3 pts./A either after planting as a preemergence, delayed preemergence, after drag-off or hilling treatment, but before weeds emerge. Up to 4 pts./A of Dual 8E alone may be used where soil organic matter is between 6% and 20%.

**After Hilling/Lay-by:** Apply 2.5 pts./A Dual 8E after hilling/at lay-by to control Dual 8E sensitive species for remainder of the growing season. This application will not control emerged weeds. It may be applied over a previous Dual 8E application, but do not apply more than 5.5 pts./A of Dual 8E in a single crop season.

**Precautions:** (1) Do not use on muck or peat soils. If cool, wet soil conditions occur after application, Dual 8E may delay maturity and/or reduce yield of Superior and other early maturing potato varieties. To avoid crop injury, (2) Do not use on sweet potatoes or yams; (3) Do not apply both as a preemergence and an incorporated treatment; and (4) Do not use in Kern County, CA.

**Note:** Potatoes treated with Dual 8E should not be harvested within 60 days after the at-planting to drag-off application, or within 40 days after a lay-by application, or illegal residues may result.

### N. Potatoes – Dual 8E Combinations

#### 1. Tank Mixture with Sencor or Lexone

In addition to those weeds controlled by Dual 8E alone, Dual 8E applied in tank mix combination with, or sequentially with, any of the registered Sencor or Lexone formulations, also controls the following broadleaf weeds: cocklebur\*, hairy nightshade\*, hemp sesbania, jimsonweed\*, lambsquarters, prickly sida, ragweed, smartweed, velvetleaf, Venice mallow, and wild mustard.

\* Partially controlled

Dual 8E at 1.5-3 pts./A plus the labeled Sencor/Lexone use rate may be used preemergence through after last hilling. Apply 1.5-2 pts./A of Dual 8E on coarse soils and 2-3 pts./A on other soil textures. Within this rate range, use the lower rate on soils relatively coarse-textured or low in organic matter, use the higher rate on soils relatively fine-textured or high in organic matter. Effectiveness will be reduced if later cultural practices expose untreated soil. Dual 8E will not control emerged weeds.

Refer to the Sencor or Lexone labels for precautionary statements, restrictions, application information, and weeds controlled.

**Precautions:** (1) Postemergence applications to potatoes should be made only as a directed or semi directed spray to avoid chlorosis, minor necrosis, or leaf distortion. To avoid crop injury, (2) Do not use Dual 8E + Sencor or Lexone on potatoes in Kern County, CA, and (3) Do not apply to sweet potatoes or yams. (4) Do not use this tank mixture on muck or peat soils.

**Notes:** (1) Potatoes treated with Dual 8E in tank mixture with Sencor or Lexone cannot be harvested within 60 days after application, or illegal residues may result. (2) Potatoes may not be harvested within 40 days after a lay-by application of Dual 8E, or illegal residues may result.

#### 2. Dual 8E + Lorox Tank Mixture (East of Rocky Mountains)

Dual 8E may be applied in a tank mix combination with any of the registered Lorox formulations as a preemergence broadcast application to potatoes. Apply to the soil surface after planting and before emergence of the crop or after final drag-off according to the rates specified in Table 9.

## Dual<sup>®</sup> 8E

Table 9: Dual 8E + Lorox - Potatoes (East of Rocky Mountains)

Soil Texture	Broadcast Rates Per Acre			
	1 to Less Than 3% Organic Matter		3 to 5% Organic Matter	
	Dual 8E	Lorox*	Dual 8E	Lorox*
<b>COARSE</b> Sandy loam	1.5 pts.	1-1.5 lbs.	2 pts.	1.5-2 lbs.
<b>MEDIUM</b> Loam, silt loam, silt	2 pts.	1.5-2 lbs.	2.5-3 pts.	2-2.5 lbs.

\* When using Lorox L or Lorox DF, use equivalent rates. One pt. of Lorox L equals one lb. of Lorox DF.

*Precautions: To avoid crop injury, (1) Do not use on sands or loamy sands, and (2) Do not incorporate or spray over the top of emerged potatoes.*

Refer to the **General Information** section of this label and to the Lorox label for precautionary statements, restrictions, application information, and weeds controlled.

### 3. Tank Mixture with Prowl 4E

In addition to the weeds controlled by Dual 8E alone, the tank mixture with Prowl 4E controls such problem species as Kochia, lambsquarters, purslane, annual spurge, stinging nettle, and others specified on the Prowl 4E Alone label. Apply Dual 8E + Prowl 4E preemergence, preemergence incorporated, or early postemergence according to the specific directions on the Prowl 4E label, using the rates in Table 10.

Table 10: Dual 8E + Prowl 4E - Potatoes

Soil Texture	Broadcast Rates Per Acre	
	Less Than 3% Organic Matter	More Than 3% Organic Matter
	Dual 8E + Prowl 4E*	Dual 8E + Prowl 4E*
<b>COARSE</b>	1.5-2 pts. + 1-1.5 pts.	1.5-2 pts. + 1-1.5 pts.
<b>MEDIUM</b>	2 pts. + 1.5-2 pts.	2-2.5 pts. + 2-3 pts.
<b>FINE</b>	2-2.5 pts. + 2-3 pts.	2.5-3 pts. + 3 pts.

\* When using other formulations of Prowl, use equivalent rates of active ingredient

Refer to the Dual 8E and Prowl 4E labels and observe all directions, timings, limitations, precautions, and restrictions concerning the use of these products on potatoes and follow the most restrictive

### 4. Tank Mixture with Prowl 4E + Eptam

In addition to the weeds controlled by Dual 8E alone, this tank mixture will control those species on the Prowl 4E and Eptam labels. Refer to the Dual 8E + Prowl 4E labels for rates of those products and add Eptam 7E at 3.5-7 pts./A depending on geographical area. Refer to the respective Dual 8E, Prowl 4E, and Eptam labels and observe all directions, limitations, precautions, and restrictions concerning the use of these products on potatoes and follow the most restrictive

### O. Safflowers - Dual 8E Alone

*Preplant Incorporated or Preemergence:* Follow instructions for use of Dual 8E alone under **Application Procedures**.

On *coarse soils*, apply 1.5-2 pts./A of Dual 8E if organic matter content is less than 3%, or 2 pts./A if organic matter is 3% or greater. On *medium soils*, apply 2-2.5 pts./A of Dual 8E. On *fine soils*, apply 2-2.5 pts./A of Dual 8E if organic matter content is less than 3%, or 2.5-3 pts./A if organic matter content is 3% or greater.

### P. Grain or Forage Sorghum (Seed treated with Concep) - Dual 8E Alone

Apply Dual 8E either preplant surface, preplant incorporated, or preemergence using the appropriate rate specified below

*Preplant Surface-Applied:* Refer to instructions for use of Dual 8E under **Application Procedures**. For minimum-tillage or no-tillage systems only, Dual 8E may be applied up to 45 days before planting in CO, IA, IL, KS, MO, NE, and SD. Use only split applications for treatments made 30-45 days prior to planting, with  $\frac{2}{3}$  of the broadcast rate applied initially and the remaining  $\frac{1}{3}$  at planting. Apply 2-2.5 pts./A of Dual 8E on *medium soils* or 2.5 pts./A on *fine soils*. Treatments less than 30 days prior to planting may be made either as a split or single application. Apply 2 pts./A of Dual 8E on *coarse soils* not more than 2 weeks prior to planting.

Under dry conditions, irrigation after application is recommended to move Dual 8E into the soil

*Preplant Incorporated or Preemergence:* Refer to instructions for use of Dual 8E under **Application Procedures**. Broadcast 1.5-2 pts./A of Dual 8E on *coarse soils*, 2-2.5 pts./A on *medium soils*, or 2-2.5 pts./A on *fine soils*

## Dual<sup>®</sup> 8E

*Precautions: (1) If sorghum seed is not properly treated with Concep, Dual 8E will severely injure the crop. (2) Under high soil moisture conditions prior to sorghum emergence, injury may occur following the use of Dual 8E. The crop will normally outgrow this effect. (3) Do not use Dual 8E on sorghum grown under dry mulch tillage, or injury may occur. (4) Except for the split preplant surface treatment, do not make more than 1 application per year, or illegal residues may result.*

### Q. Grain or Forage Sorghum (Seed treated with Concep) – Dual 8E Combinations

Dual 8E tank mixtures with AAtrex may be applied in water or fluid fertilizer. Apply Dual 8E alone or in the tank mixtures only when the sorghum seed has been properly treated by the seed company with Concep.

**IMPORTANT: FOR TANK MIXTURES WITH AATREX (OR OTHER BRANDS OF ATRAZINE) – If applying Dual 8E in tank mixture with AAtrex, all the restrictions and rate limitations appearing on the AAtrex label must be followed if more restrictive/protective than those on this label. In addition, if AAtrex is/must be applied at rates lower than those recommended on this label, broadleaf weed control may be affected. Refer to the AAtrex label for weeds controlled at the reduced rates.**

*Precautions: (1) Applications of Dual 8E + AAtrex on highly alkaline soils or on eroded areas where calcareous subsoils are exposed may cause sorghum injury. (2) If sorghum seed is not properly treated with Concep, Dual 8E + AAtrex may severely injure the crop. (3) Under high soil moisture conditions prior to sorghum emergence, injury may occur following the use of Dual 8E + AAtrex. The crop will normally outgrow this effect. (4) Do not use Dual 8E + AAtrex on sorghum grown under dry mulch tillage, or injury may occur. (5) Except for the split preplant surface treatment, do not make more than 1 application per year, or illegal residues may result.*

#### 1. Tank Mixture with AAtrex

In addition to the weeds controlled by Dual 8E alone, Dual 8E + AAtrex also controls the following broadleaf weeds when applied either preplant surface, preplant incorporated, or preemergence: cocklebur, common purslane, hairy nightshade, lambsquarters, morningglory, ragweed, smartweed, and velvetleaf.

*Preplant Surface-Applied:* Refer to instructions for use of Dual 8E under **Application Procedures**. For minimum-tillage or no-tillage systems only, Dual 8E + AAtrex may be applied up to 45 days prior to planting in IA, IL, eastern KS, MO, NE, and SD. Use only split applications for treatments made 30-45 days prior to planting, with  $\frac{2}{3}$  of the broadcast rate applied initially and the remaining  $\frac{1}{3}$  at planting. Apply 2.25 pts./A of Dual 8E + 1.7-2 lbs./A of AAtrex Nine-O\* on *medium soils* with 1.5% organic matter or greater. Apply 2.25 pts./A of Dual 8E + 1.7-2 lbs./A of AAtrex Nine-O on *fine soils* with less than 1.5% organic matter, or apply 2.5 pts./A of Dual 8E + 2-2.2 lbs./A of AAtrex Nine-O on *fine soils* with 1.5% organic matter or greater. Treatments less than 30 days prior to planting may be made either as a split or single application. Under dry conditions, irrigation after application is recommended to move Dual 8E + AAtrex into the soil.

*Precautions: To avoid crop injury, (1) Do not use on coarse soils, and (2) Do not use on medium soils with less than 1.5% organic matter.*

*Preplant Incorporated or Preemergence:* Refer to instructions for use of Dual 8E under **Application Procedures**. On *medium soils* with 1.5% organic matter or greater, apply 1.5 pts./A of Dual 8E + 1.3 lbs./A of AAtrex Nine-O\*. On *fine soils* with less than 1.5% organic matter, apply 1.5 pts./A of Dual 8E plus 1.3 lbs./A of AAtrex Nine-O; on *fine soils* with 1.5% organic matter or greater, apply 1.75-2 pts./A of Dual 8E plus 1.6-1.8 lbs./A of AAtrex Nine-O.

\*When using AAtrex 4L, use equivalent rates. One lb. of AAtrex Nine-O equals 1.8 pts. of AAtrex 4L.

*Precautions: To avoid crop injury, (1) Do not use on coarse soils; (2) Do not use on medium soils with less than 1.5% organic matter; (3) Do not use in NM, OK, or TX except in northeast OK and the TX Gulf Coast and Blacklands areas; and (4) Do not apply preplant incorporated in AZ or the Imperial Valley of CA.*

#### 2. Tank Mixture of Dual 8E or Dual 8E + AAtrex, with Gramoxone Extra or Roundup for Minimum-Tillage or No-Tillage Systems

In minimum-tillage or no-tillage systems where sorghum (seed treated with Concep) is planted directly into a cover crop, stale seedbed, established sod, or previous crop residues, the contact herbicides Gramoxone Extra or Roundup may be tank mixed with Dual 8E or Dual 8E + AAtrex. When used as directed, the Gramoxone Extra portion of the tank mixture controls most emerged annual weeds and suppresses many perennial weeds. Roundup combinations will control emerged annual and perennial weeds when applied as directed on the Roundup label. The Dual 8E or Dual 8E + AAtrex portion of the tank mixture provides preemergence control of the weeds listed on this label under the respective sections.

Refer to the label of each product used in combination and observe the planting details, test applications and all other precautions and limitations.

**Application:** Apply before, during, or after planting, but before sorghum emerges, at the appropriate rates listed under **Grain or Forage Sorghum – Dual 8E Alone or – Dual 8E Combinations – Dual 8E + AAtrex**, respectively. Add Gramoxone Extra or Roundup at the following broadcast rates:

**Gramoxone Extra:** 1.5-2.0, 2.0-2.5, or 2.5-3.0 pts./A to 1-3 inches, 3-6 inches, or 6-inch tall weeds, respectively. Apply surfactant at 1 or 2 pts./100 gals. of spray mixture with 75% or greater or 50-74% nonionic active ingredient, respectively. This treatment will not control weeds taller than 6 inches.

## Dual<sup>®</sup> 8E

**Roundup:** 1.5 qts. per acre for control of existing annual weeds or 2-4 qts. per acre for existing perennial weeds. See the Roundup label for weeds controlled and recommended rates for specific weeds.

Apply in a minimum of 20 gals. of water per acre with conventional spray equipment

### R. Soybeans - Dual 8E Alone

Apply Dual 8E either preplant surface-applied, preplant incorporated, or preemergence using the appropriate rate specified below. *Preplant Surface-Applied, Preplant Incorporated, or Preemergence* Follow instructions for use of Dual 8E alone under Application Procedures.

**Preplant Surface-Applied:** Use on medium and fine soils with minimum-tillage or no-tillage systems in CO, DE, IA, IL, IN, KS, KY, MD, MI, MN, MO, MT, ND, NE, NY, OH, PA, SD, TN, VA, WI, WV, and WY. Apply  $\frac{2}{3}$  the recommended rate of Dual 8E (2.5 pts./A on medium soils and 3 pts./A on fine soils) as a split treatment 30-45 days prior to planting and the remainder at planting. Applications made less than 30 days before planting may be as either a split or single treatment. Apply 2 pts./A on coarse soils not more than 2 weeks prior to planting.

**Preplant Incorporated or Pre-emergence:** On coarse soils, apply 1.5-2 pts./A of Dual 8E if organic matter content is less than 3%, or 2 pts./A if organic matter content is 3% or greater. On medium soils, apply 2-2.5 pts./A of Dual 8E. On fine soils, apply 2-2.5 pts./A of Dual 8E if organic matter content is less than 3%, or 2.5-3 pts./A if organic matter content is 3% or greater.

**Note:** On soybeans, Dual 8E may be used up to 4 pts./A as a preplant surface-applied, preplant incorporated, or preemergence treatment on soils having an organic matter content between 6% and 20%. The total Dual 8E rate applied to soybeans during any 1 crop should not exceed 4 pts./A.

### S. Soybeans - Dual 8E Combinations

Water or fluid fertilizer may be used as carrier for Dual 8E in combination with Sencor, Lexone, Lorox, Lorox Plus, Gemini, Canopy, Preview, Pursuit, Scepter, Sonaian, or Command.

**Note:** For all of the following combinations, Dual 8E may be used up to 3.5 pts./A on soils having an organic matter content between 6% and 20%. The total Dual 8E rate applied to soybeans during any 1 crop year should not exceed 4 pts./A.

#### 1. Tank Mixture with Sencor or Lexone

In addition to those weeds controlled by Dual 8E alone, Dual 8E + Sencor or Lexone, when applied as directed, also controls the following broadleaf weeds: cocklebur\*, hairy nightshade, hemp sesbania, jimsonweed\*, lambsquarters, prickly sida, ragweed, smartweed, velvetleaf, Venice mallow, and wild mustard.

\* Partially controlled

Apply Dual 8E and Sencor or Lexone preplant incorporated or preemergence using the appropriate rates from Table 11. *Preplant Incorporated or Preemergence.* Follow instructions for use of Dual 8E alone under Application Procedures.

**Sequential:** Apply Dual 8E alone *Preplant Incorporated*, as specified in Table 11 for this tank mixture. Follow with a preemergence application of Sencor or Lexone during planting (behind the planter) or after planting, but before weeds or soybeans emerge.

Refer to the Sencor or Lexone labels for planting details and soybean variety restrictions.

Table 11: Dual 8E + Sencor or Lexone - Soybeans

Soil Texture**	Broadcast Rates Per Acre			
	0.5% to Less Than 3% Organic Matter		3% Organic Matter or Greater	
	Dual 8E	+ Sencor/ Lexone DF*	Dual 8E	+ Sencor/ Lexone DF*
<b>COARSE</b> Loamy sand (over 2% organic matter), sandy loam	1.25-1.5 pts.	+ 0.33 lb	1.5 pts.	+ 0.5 lb
<b>MEDIUM</b>	1.5-2 pts.	+ 0.5 lb	2 pts.	+ 0.67 lb***
<b>FINE</b>	2 pts.	+ 0.67 lb	2-2.5 pts.	+ 0.67 lb
<b>Mississippi Delta only</b> Silty clay, clay	2 pts.	+ 1.0 lb	2-2.5 pts.	+ 1.0 lb
Muck or Peat (soils with more than 20% organic matter)	DO NOT USE			

\*When using Sencor 4 or Lexone 4L, multiply lbs. of DF by 1.5 to get pts./A.

\*\*On all sand and on loamy sand with less than 2% organic matter, do not use this tank mixture preemergence, or the sequential treatment. Do not use the tank mixture preplant incorporated on any sand, loamy sand, or sandy loam, or crop injury may occur.

\*\*\* Use 0.5 lb./A if applied preplant incorporated.



## Dual<sup>®</sup> 8E

**Precautions:** (1) Do not use the tank mix or sequential application on soil with less than 0.5% organic matter or on alkaline soil with a pH over 7.4, or crop injury may occur. (2) If heavy rain occurs soon after application, crop injury may result, especially in poorly drained areas where water stands for several days.

### 2. Tank Mixture with Lorox

In addition to those weeds controlled by Dual 8E alone, Dual 8E + Lorox, applied preemergence, also controls the following broadleaf weeds: cocklebur\*, jimsonweed\*, lamb-quarters, morningglory\*, prickly sida, ragweed, smartweed, velvetleaf\*, Venice mallow, and wild mustard.

\* Partially controlled

**Preemergence:** Apply during planting (behind planter) or after planting, but before weeds or soybeans emerge. Refer to the Lorox label for planting details. Apply the appropriate rates in Table 12.

Table 12: Dual 8E + Lorox - Soybeans

Soil Texture*	Broadcast Rates Per Acre			
	0.5% to Less Than 3% Organic Matter		3% Organic Matter or Greater	
	Dual 8E	+ Lorox DF***	Dual 8E	+ Lorox DF***
COARSE**	1.25 pts.	+ 1 lb.	1.5 pts.	+ 1-1.5 lbs.
MEDIUM	1.5 pts.	+ 1-1.5 lbs.	2 pts.	+ 1.5-2 lbs.
FINE	2 pts.	+ 2 lbs.	2-2.5 pts.	+ 2.5-3 lbs.
Muck or Peat (soils with more than 20% organic matter)	DO NOT USE			

\* Do not use on sand, gravelly soils, or exposed subsoils.

\*\* Do not use on loamy sand, except in the northeastern U.S. on loamy sand with over 1% organic matter.

\*\*\* When using Lorox L or Lorox DF, use equivalent rates. One pt. of Lorox L equals one lb. of Lorox DF.

**Precaution:** Do not use on soil with less than 0.5% organic matter or crop injury may occur.

### 3. Tank Mixture with Treflan

Dual 8E + Treflan tank mix applied preplant incorporated controls those weeds listed under the Dual 8E Applied Alone section and those weeds listed for Treflan Alone on the respective Treflan label. Dual 8E + Treflan may be applied by ground or by aerial equipment and incorporated up to 14 days before planting. Follow the recommended procedures on the Treflan and Dual 8E labels using equipment that provides uniform 2-inch incorporation.

Apply Dual 8E + Treflan tank mix using the appropriate rate from the Soybeans - Dual 8E Alone section of this label and the Treflan Alone section of the Treflan label for the specific soil texture/organic matter classification and weed species expected.

To control DNA-resistant goosegrass\* and other species on the respective labels where the soil organic matter is 3% or less, apply the rate in Table 13.

Table 13: Dual 8E + Treflan - Organic Matter Content Less Than 3%

Soil Texture	Broadcast Rates Per Acre		
	Dual 8E	Treflan EC**	
	Organic Matter	Organic Matter	
	Less Than 3%	Less Than 2%	2-3%
COARSE*	1.25-1.5 pts.	1 pt.	1.5 pts.
MEDIUM	1.5 pts.	1.5 pts.	1.5 pts.
FINE	2 pts.	2 pts.	2 pts.

\* Where a range of rates is given for Dual 8E, use the minimum rate where DNA resistant goosegrass is the predominant species.

\*\* When Treflan MTF or Treflan 5 is used, use comparable rates. Multiply pints of Treflan EC by 1 for Treflan MTF and by 0.8 for Treflan 5.

**Note:** Follow all restrictions and precautions on the respective Treflan label and in the Soybeans - Dual 8E Alone section of this label.

### 4. Tank Mixture with Scepter

This tank mixture controls all weeds controlled by Dual 8E alone and by Scepter alone. Refer to the Dual 8E Applied Alone section for weeds controlled by Dual 8E and to the Scepter label for weeds controlled by Scepter. Refer to the Scepter label for geographical locations where this tank mixture may be applied.

## Dual 8E

Apply Dual 8E + Scepter preplant incorporated or preemergence using rates in Table 14. Follow use directions under **Application Instructions** on the Scepter label. For preplant incorporated applications, apply and incorporate within 30 days before planting. Observe all other precautions and limitations on the Scepter labels.

**Table 14: Dual 8E + Scepter - Soybeans**

Soil Texture	Broadcast Rates Per Acre			
	Less Than 3% Organic Matter		3% or More Organic Matter	
	Dual 8E	Scepter	Dual 8E	Scepter
COARSE	1.25 pts	0.67 pt	1.5 pts	0.67 pt
MEDIUM	1.5 pts	0.67 pt	2.0 pts	0.67 pt
FINE	2.0 pts	0.67 pt	2-2.5* pts	0.67 pt
Muck or Peat (soils with more than 20% organic matter)	DO NOT USE			

\* Use the higher rate of Dual 8E if heavy weed infestations are expected.

**Notes:** (1) Do not apply within 90 days of harvest, and (2) Do not graze or feed treated soybean forage, hay, or straw to livestock or illegal residues may result.

### 5. Tank Mixture with Lorox Plus

This tank mixture controls all weeds controlled by Dual 8E alone and by Lorox Plus alone. Refer to the **Dual 8E Applied Alone** section for weeds controlled by Dual 8E and to the Lorox Plus label for weeds controlled by Lorox Plus.

Apply Dual 8E + Lorox Plus preemergence after planting, but before soybeans emerge using rates in Table 15.

**Note:** Follow all use directions, limitations, precautions, information regarding application to soybeans, and rotational restrictions on the Dual 8E and Lorox Plus labels.

**Table 15: Dual 8E + Lorox Plus - Soybeans**

Soil Texture	Broadcast Rates Per Acre	
	0.5-3% Organic Matter	
	Dual 8E	Lorox Plus (60DF)
COARSE	1.25 pts	12-14 oz
MEDIUM	1.5 pts	14-16 oz
FINE	2.0 pts	16-18 oz

**Precaution:** Do not apply to sand, or to any soil with less than 0.5% organic matter, or to any soil with pH greater than 6.8.

### 6. Tank Mixture with Gemini

This tank mixture controls all weeds controlled by Dual 8E alone and by Gemini alone. Refer to the **Dual 8E Applied Alone** section for weeds controlled by Dual 8E and to the Gemini label for weeds controlled by Gemini.

Apply Dual 8E + Gemini preemergence after planting, but before soybeans emerge using rates in Table 16.

**Note:** Follow all use directions, limitations, precautions, information regarding application to soybeans, and rotational restrictions on the Dual 8E and Gemini labels.

**Table 16: Dual 8E + Gemini - Soybeans**

Soil Texture	Broadcast Rates Per Acre	
	0.5-3% Organic Matter	
	Dual 8E	Gemini (60CF)
COARSE (Sandy loam only)	1.25 pts	12-16 oz
MEDIUM	1.5 pts	16-20 oz
FINE	2.0 pts	20-24 oz

**Precaution:** Do not apply to sand or heavy sand, or to any soil with less than 0.5% organic matter, or to any soil with pH greater than 7.0, except as noted on the Gemini label.

### 7. Tank Mixture with Canopy

This tank mixture controls all weeds controlled by Dual 8E alone and by Canopy alone. Refer to the **Dual 8E Applied Alone** section for weeds controlled by Dual 8E and to the Canopy label for weeds controlled by Canopy.

## Dual<sup>®</sup> 8E

Apply preplant incorporated or preemergence using the appropriate rates from Table 17. *Preplant incorporated*: Apply within 2 weeks of planting. Uniformly incorporate into the top 1-2 inches of soil before planting soybeans. *Preemergence*: Apply after planting, but before soybeans emerge.

**Note:** Follow all use directions, varietal restrictions, limitations, precautions, information regarding application to soybeans, and rotational restrictions on the Dual 8E and Canopy labels.

Table 17: Dual 8E + Canopy - Soybeans

Soil Texture	Broadcast Rates Per Acre		
	Less Than 3% Organic Matter	3% Organic Matter or Greater	Canopy
	Dual 8E	Dual 8E	
COARSE	1.25 pts	1.5 pts	*
MEDIUM	1.5 pts	2.0 pts	*
FINE	2.0 pts	2.0-2.5 pts	*

\* Refer to the Canopy label for appropriate rate according to geographical location, soil and organic matter classification, and pH limitations.

**Precaution:** Do not apply to sand, or to any soil with less than 0.5% organic matter or to any soil with pH greater than 7.0, except as noted on the Canopy label.

### 8. Tank Mixture with Preview

This tank mixture controls all weeds controlled by Dual 8E alone and by Preview alone. Refer to the Dual 8E Applied Alone section for weeds controlled by Dual 8E and to the Preview label for weeds controlled by Preview.

Apply preplant incorporated or preemergence using the appropriate rates from Table 18. *Preplant incorporated*: Apply within 2 weeks of planting. Uniformly incorporate into the top 1-2 inches of soil before planting soybeans. *Preemergence*: Apply after planting, but before soybeans emerge.

**Note:** Follow all use directions, varietal restrictions, limitations, precautions, information regarding application to soybeans, and rotational restrictions on the Dual 8E and Preview labels.

Table 18: Dual 8E + Preview - Soybeans

Soil Texture	Broadcast Rates Per Acre			
	0.5% to Less Than 3% Organic Matter		3-5% Organic Matter	
	Dual 8E	Preview 75DF	Dual 8E	Preview 75DF
COARSE	1.25 pts	6 oz	1.5 pts	7 oz
MEDIUM	1.5 pts	7 oz	2.0 pts	8 oz
FINE	2.0 pts	8 oz	2.0-2.5 pts	9-10 oz

**Precaution:** Do not apply to sand, or to any soil with less than 0.5% organic matter or to any soil with pH greater than 6.8.

### 9. Tank Mixture with Command\*

This tank mixture controls all weeds controlled by Dual 8E alone and by Command alone. Refer to the Dual 8E Applied Alone section for weeds controlled by Dual 8E and to the Command label for weeds controlled by Command.

Apply Dual 8E + Command preplant incorporated using rates in Table 19. Follow all Command application instructions as to incorporation interval, geographical location, equipment operation, soil moisture conditions, etc.\*

\* **Note:** Before making applications, read and strictly follow all use directions, limitations, precautions, information regarding application to soybeans, and rotational restrictions on the Dual 8E and Command labels.

Table 19: Dual 8E + Command - Soybeans

Soil Texture	Broadcast Rates Per Acre			
	Dual 8E		Command 4E	
	0.5-3% Organic Matter	Greater Than 3% Organic Matter	Northern Area	Southern Area
COARSE	1.25 pts	1.5 pts	1.5-2 pts	2-2.5 pts
MEDIUM	1.5 pts	2.0 pts	1.5-2 pts	2-2.5 pts
FINE	2.0 pts	2.0-2.5 pts	1.5-2 pts	2-2.5 pts

### 10. Tank Mixture with Sonalan

This tank mixture controls all weeds controlled by Dual 8E alone and by Sonalan alone. Refer to the Dual 8E Applied Alone section for weeds controlled by Dual 8E and to the Sonalan label for weeds controlled by Sonalan.

## Dual<sup>®</sup> 8E

Apply Dual 8E and Sonalan preplant incorporated using the appropriate rates from Table 20

*Preplant Incorporated:* Follow recommended soil preparation procedures for Sonalan. Refer to the Sonalan / Dual 8E Tank Mixture label for incorporation specifications

*Sequential:* Apply Sonalan alone preplant incorporated as specified on the Sonalan label. Follow with a preemergence application of Dual 8E during planting (behind the planter) or after planting, but before weeds or soybeans emerge

Table 20: Dual 8E + Sonalan - Soybeans

Soil Texture	Broadcast Rates Per Acre			
	Less Than 3% Organic Matter		3% or More Organic Matter	
	Dual 8E	Sonalan	Dual 8E	Sonalan
COARSE	1.5-2 pts	1.25-2 pts	2 pts	1.25-2 pts
MEDIUM*	2-2.5 pts	1.75-2.5 pts	2-2.5 pts	1.75-2.5 pts
FINE*	2-2.5 pts	2.25-3 pts	2.5-3 pts	2.25-3 pts
Muck or Peat (soils with more than 20% organic matter)	DO NOT USE			

\* For eastern black nightshade on these soils, apply Sonalan at 3 pts / A on medium and 3.5 pts / A on fine-textured soils, and follow with 2 incorporation passes

Note: Follow all use directions, limitations, precautions, and information regarding application to soybeans on the Dual 8E and Sonalan labels

### 11. Tank Mixture with Pursuit

This tank mixture controls all weeds controlled by Dual 8E alone and by Pursuit alone. Refer to the Dual 8E Applied Alone section for weeds controlled by Dual 8E and to the Pursuit label for weeds controlled by Pursuit. Refer to the Pursuit label for geographical locations where this tank mixture may be applied

Apply Dual 8E + Pursuit early preplant, preplant incorporated, or preemergence after planting using rates in Table 21. Application can be made in water or liquid fertilizer. Follow all use directions under Soil Applications on the Pursuit label. For early preplant and preplant incorporated applications apply within 30 days before planting

Note: Follow all use directions, limitations, precautions, information regarding application to soybeans, and rotational restrictions on the Dual 8E and Pursuit labels

Table 21: Dual 8E + Pursuit - Soybeans

Soil Texture	Broadcast Rates Per Acre		
	Less Than 3% Organic Matter	3% or More Organic Matter	
	Dual 8E	Dual 8E	Pursuit
COARSE	1.25 pts	1.5 pts	0.25 pt
MEDIUM	1.5 pts	2.0 pts	0.25 pt
FINE	2.0 pts	2.0-2.5 pts	0.25 pt

*Sequential:* Apply Dual 8E early preplant, preplant incorporated, or preemergence after planting at 1.25 pts / A on coarse soils and 1.5 pts / A on medium and fine textured soils. Follow with a sequential postemergence application of Pursuit to control emerged weeds according to the Pursuit label. Dual 8E will improve the consistency and level of control from Pursuit on most grass species. Refer to the Pursuit postemergence label for a listing of weeds controlled, application rate, and growth stage limitations

### 12. Tank Mixture with Lexone, Sencor, Scepter, Lorox, Lorox Plus, Gemini, Canopy, Preview, or Pursuit, plus Gramoxone Extra or Roundup, for Minimum-Tillage or No-Tillage Systems

In minimum-tillage or no-tillage systems where soybeans are planted directly into a cover crop, stale seedbed, established sod, or previous crop residues, the contact herbicides Gramoxone Extra or Roundup may be added to a tank mix of either Dual 8E + Sencor/Lexone, Dual 8E + Scepter, Dual 8E + Lorox, Dual 8E + Lorox Plus, Dual 8E + Gemini, Dual 8E + Canopy, Dual 8E + Preview, or Dual 8E + Pursuit. When used as directed, the Gramoxone Extra portion of the tank mixture controls most emerged weeds and suppresses many perennial weeds. Roundup combinations will control emerged annual and perennial weeds when applied as directed on the Roundup label. The Dual 8E + Sencor/Lexone, Scepter, Lorox, Lorox Plus, Gemini, Canopy, Preview, or Pursuit portion of the tank mixture provides preemergence control of the weeds listed on this label in the tank mixture section for Dual 8E + Sencor/Lexone, Dual 8E + Scepter, Dual 8E + Lorox, Dual 8E + Lorox Plus, Dual 8E + Gemini, Dual 8E + Canopy, Dual 8E + Preview, and Dual 8E + Pursuit, respectively.

Refer to the label of each product used in combination and observe the planting details, soybean variety restrictions, information regarding application to soybeans, geographical restrictions, and all other precautions and limitations

## Dual<sup>®</sup> 8E

Refer below for rates of Gramoxone Extra or Roundup, Dual 8E + Sencor/Lexone, Dual 8E + Scepter, Dual 8E + Lorox, Dual 8E + Lorox Plus, Dual 8E + Gemini, Dual 8E + Canopy, Dual 8E + Preview, and Dual 8E + Pursuit, respectively.

**Application:** Apply before, during, or after planting, but before the soybeans emerge, at the rates specified below. Add Gramoxone Extra or Roundup at the following broadcast rates:

**Gramoxone Extra:** 1.5-2.0, 2.0-2.5, or 2.5-3.0 pts./A to 1-3 inches, 3-6 inches, or 6-inch tall weeds, respectively. Apply surfactant at 1 or 2 pts./100 gals. of spray mixture with 75% or greater or 50-75% r... active ingredient, respectively. This treatment will not control weeds taller than 6 inches.

**Note:** Do not apply combinations containing Gramoxone Extra in suspension type liquid fertilizers as the activity of paraquat will be reduced.

**Roundup:** 1.5 qts./A for existing annual weeds, or 2-4 qts./A for existing perennial weeds. See the Roundup label for weeds controlled and recommended rates for specific weeds.

Apply in 20-60 gals. of water or fluid fertilizer per acre with ground equipment.

### Dual 8E + Lexone/Sencor + Gramoxone Extra or Roundup

On loamy sand with over 2% organic matter, apply 1.5 pts./A of Dual 8E + 0.33-0.5 lb./A of Sencor or Lexone DF. On medium soils, apply 2 pts./A of Dual 8E + 0.5-0.67 lb./A of Sencor or Lexone DF. On fine soils, apply 2-2.5 pts./A of Dual 8E + 0.67 lb./A of Sencor or Lexone DF.

\*When using Sencor 4 or Lexone 4L, multiply lbs. of DF by 1.5 to get pts./A.

**Precautions:** To avoid crop injury, (1) Do not use this tank mixture on soil with less than 0.5% organic matter, on alkaline soil with a pH over 7.4, or on all sand and on loamy sand with less than 2% organic matter; (2) If heavy rain occurs soon after application, crop injury may result, especially in poorly drained areas where water stands for several days, or where the seeding slit has not been properly closed.

### Dual 8E + Scepter + Gramoxone Extra or Roundup

On coarse soils, apply 1.5 pts./A of Dual 8E + 0.67 pt./A of Scepter. On medium soils, apply 2 pts./A of Dual 8E + 0.67 pt./A of Scepter. On fine soils, apply 2.5 pts./A of Dual 8E + 0.67 pt./A of Scepter.

**Notes:** (1) Do not apply within 90 days of harvest, and (2) Do not graze or feed treated soybean forage hay, or straw to livestock, or illegal residues may result.

### Dual 8E + Lorox + Gramoxone Extra or Roundup

On coarse soils\*, apply 1.5 pts./A of Dual 8E + 1.1-1.5 lbs./A of Lorox DF\*\*. On medium soils, apply 2 pts./A of Dual 8E + 1.2 lbs./A of Lorox DF. On fine soils, apply 2-2.5 pts./A of Dual 8E + 2-3 lbs./A of Lorox DF.

\*Do not use on loamy sand, except in the northeastern U.S. on loamy sand with over 1% organic matter, or injury may occur. Do not use on sand, gravelly soils, or exposed subsoils, or injury may occur.

\*\*When using Lorox L or Lorox DF, use equivalent rates. One pt. of Lorox L equals one lb. of Lorox DF.

**Precaution:** Do not use on soil with less than 0.5% organic matter, or crop injury may occur.

### Dual 8E + Lorox Plus + Gramoxone Extra or Roundup

Use only where soils have 0.5-3% organic matter. On coarse soils, apply 1.5 pts./A of Dual 8E + 12-14 oz./A of Lorox Plus 60DF. On medium soils, apply 2 pts./A of Dual 8E + 14-15 oz./A of Lorox Plus. On fine soils, apply 2-2.5 pts./A of Dual 8E + 16-18 oz./A of Lorox Plus.

**Precaution:** Do not apply to sand or to any soil with pH greater than 6.8.

### Dual 8E + Gemini + Gramoxone Extra or Roundup

Use only where soils have 0.5-3% organic matter. On coarse soils (sandy loam only) apply 1.5 pts./A of Dual 8E + 12-16 oz./A of Gemini 60DF. On medium soils, apply 2 pts./A of Dual 8E + 16-20 oz./A of Gemini. On fine soils, apply 2-2.5 pts./A of Dual 8E + 20-24 oz./A of Gemini.

**Precaution:** Do not apply to sand or loamy sand, or to any soil with less than 0.5% organic matter, or to any soil with pH greater than 7.0, except as noted on the Gemini label.

### Dual 8E + Canopy + Gramoxone Extra or Roundup

Use only where soils have 0.5-5% organic matter. On coarse soils (except sand), apply 1.5 pts./A of Dual 8E, on medium soils, apply 2 pts./A of Dual 8E and on fine soils, apply 2-2.5 pts./A of Dual 8E. Refer to the Canopy label for appropriate rate according to geographical location, soil and organic matter classification, pH limitations, and all other use directions.

**Precaution:** Do not apply to sand, or to any soil with less than 0.5% organic matter, or to any soil with pH greater than 7.0, except as noted on the Canopy label.

### Dual 8E + Preview + Gramoxone Extra or Roundup

Use only where soils have 0.5-5% organic matter. On coarse soils (except sand), apply 1.5 pts./A of Dual 8E + 6-7 oz./A of Preview 75DF. On medium soils, apply 2 pts./A of Dual 8E + 7-8 oz./A of Preview. On fine soils, apply 2-2.5 pts./A of Dual 8E + 8-9-10 oz./A of Preview.

\*Use this rate where the soil organic matter is in the 0.5 to less than 3.0% range.

**Precaution:** Do not apply to sand, or to any soil with less than 0.5% organic matter, or to any soil with pH greater than 6.8.

## Dual 8E

### Dual 8E + Pursuit + Gramoxone Extra or Roundup

On coarse soils apply 1.5 pts /A of Dual 8E + 0.25 pt /A of Pursuit. On medium soils apply 2 pts /A of Dual 8E + 0.25 pt /A of Pursuit. On fine soils, apply 2.5 pts /A of Dual 8E + 0.25 pt /A of Pursuit.

### T. Stone Fruits - Dual 8E Alone and Combinations

Stone fruits including apricots, cherries (sweet, sour), nectarines, peaches, plums (chickasaw, damson, Japanese), and prunes.

Broadcast 2-4 pts /A of Dual 8E by ground equipment to weed-free soil in a minimum of 10 gals of water to apricots, cherries, nectarines, peaches, plums, or prunes to control weeds listed in the Dual 8E Applied Alone section of this label. Apply the lower rates on coarse-textured soils with low organic matter and where the weed infestation is expected to be low. Apply the higher rates on fine-textured soils, soils high in organic matter, and where a heavy weed infestation is expected. Use caution when applying to keep the spray off the foliage of the tree crops to avoid excessive residues or possible foliar injury.

For control of browntop panicum, cocklebur, common purslane, hairy nightshade, lambsquarters, annual morningglory, ragweed, smartweed, and velvetleaf, tank mix Dual 8E at rates indicated above with 1.1 to 4.4 lbs /A, depending on the crop, of Princep Caliber 90 (or 1-4 qts /A of Princep 4L) and apply to weed-free soil in a minimum of 10 gals. of water, keeping the spray off the foliage of the tree crops. Refer to the rate of Princep Caliber 90 or Princep 4L for a given crop on the respective Princep label.

When weeds are present at the time of treatment, Dual 8E alone or in tank mixture with Princep Caliber 90 (or 4L) may sequentially follow an application of Gramoxone Extra or Roundup, or Dual 8E alone or in tank mixture with Princep may be applied in tank mix combination with Gramoxone Extra or Roundup. Gramoxone Extra may be applied at rates of 2-3 pts /A. Roundup may be applied at rates ranging from 1.5 qts /A, depending on the weed species. Refer to the Roundup label for rate for various weed species. Direct applications containing Gramoxone Extra or Roundup over the weeds, making certain to keep spray off foliage and stems of trees. Refer to the Princep Caliber 90 (or 4L), Gramoxone Extra, and Roundup labels for other details relative to their individual use.

Notes: (1) Do not graze livestock in treated areas, and (2) Do not feed or graze love crops grown in treated orchards, or illegal residues may result. (3) To avoid crop injury, do not apply tank mixtures with Princep on nectarines or apricots, and (4) Do not apply Dual 8E to nonbearing trees transplanted in the orchard less than 30 days or before depressions around the trees have been filled in.

### U. Tree Nuts - Dual 8E Alone and Combinations

Tree nuts including almonds, beech nuts, Brazil nuts, butternuts, cashews, chestnuts, chinquapins, filberts (hazel nuts), hickory nuts, Macadamia nuts, pecans, and walnuts (black and English).

Broadcast 2-4 pts /A of Dual 8E by ground equipment to weed-free soil in a minimum of 10 gals. of water to tree nuts to control weeds listed in the Dual 8E Applied Alone section of this label. Apply the lower rates on coarse textured soils with low organic matter and where the weed infestation is expected to be low. Apply the higher rates on fine textured soils, soils high in organic matter, and where a heavy weed infestation is expected. Use caution when applying to keep the spray off the foliage of the tree crops to avoid excessive residues or possible foliar injury.

For control of browntop panicum, cocklebur, common purslane, hairy nightshade, lambsquarters, annual morningglory, ragweed, smartweed, and velvetleaf, tank mix Dual 8E at rates indicated above with 1.1 to 4.4 lbs /A, depending on the crop, of Princep Caliber 90 (or 1-4 qts /A of Princep 4L) and apply to weed-free soil in a minimum of 10 gals. of water, keeping the spray off the foliage of the tree crops. Refer to the rate of Princep Caliber 90 or Princep 4L for a given crop on the respective Princep label.

When weeds are present at the time of treatment, Dual 8E alone or in tank mixture with Princep may be applied in tank mix combination with Gramoxone Extra or Roundup. Gramoxone Extra may be applied at rates of 2-3 pts /A. Roundup may be applied at rates ranging from 1.5 qts /A, depending on the weed species. Refer to the Roundup label for rate for various weed species. Direct applications containing Gramoxone Extra or Roundup over the weeds, making certain to keep spray off foliage and stems of trees. Refer to the Princep Caliber 90 (or 4L), Gramoxone Extra, and Roundup labels for other details relative to their individual use.

Notes: (1) Tank mixtures containing Princep may only be used on almonds, filberts, Macadamia nuts, pecans, or walnuts. (2) Do not graze livestock in treated orchards, or illegal residues may result. (3) Do not apply Dual 8E to nonbearing trees transplanted in the grove less than 30 days or before depressions around the trees have been filled in, or crop injury may occur.

### V. Storage and Disposal

#### Pesticide Disposal

Do not contaminate water, food, or feed by storage or disposal. Open dumping is prohibited. Wastes resulting from the use of this product are toxic. Improper disposal of unused pesticide, spray mixture, or rinsate is a violation of federal law. Pesticide, spray mixture, or rinsate that cannot be used according to label instructions must be disposed of according to federal, state, or local procedures. For guidance in proper disposal methods, contact your State Pesticide or Environmental Control Agency, or the Hazardous Waste Representative at the nearest EPA Regional Office.

**Container Disposal**

Do not reuse empty container. If permissible (or equivalent), puncture and dispose of in a sanitary land fill or by incineration, or by open burning, if allowed by state and local authorities. Keep out of smoke from burning containers.

This product may be stored at temperatures down to 30 degrees below 0°F.

For minor spills, leaks, etc., follow all precautions indicated on this label and clean up immediately. Take special care to avoid contamination of equipment and facilities during cleanup procedures and disposal of wastes. In the event of a major spill, fire, or other emergency, call 1-800-888-8372, day or night.

**W. Appendices****Appendix A: Compatibility Test**

Since liquid fertilizers can vary, even within the same analysis, always check compatibility with herbicide(s) each time before use. Be especially careful when using complete suspension or fluid fertilizers as serious compatibility problems are more likely to occur. Commercial application equipment may improve compatibility in some instances. The following test assumes a spray volume of 25 gals. per acre. For other spray volumes, make appropriate changes in the ingredients. Check compatibility using this procedure:

1. Add 1 pint of fertilizer to each of 2 one-quart jars with tight lids.
2. To one of the jars, add ¼ tsp. or 1.2 milliliters of a compatibility agent approved for this use, such as Complex or Unite (¼ tsp. is equivalent to 2 pts. per 100 gals. spray). Shake or stir gently to mix.
3. To both jars, add the appropriate amount of herbicide(s). If more than one herbicide is used, add them separately with dry herbicides first, flowables next, and emulsifiable concentrates last. After each addition, shake or stir gently to thoroughly mix. The appropriate amount of herbicides for this test follows:

**Dry herbicides:** For each pound to be applied per acre, add 1.5 level teaspoons to each jar.

**Liquid herbicides:** For each pint to be applied per acre, add 0.5 teaspoon or 2.5 milliliters to each jar.

**Note:** For Dual 8E tank mixtures with AAtrex + Princep, use ¾ the amount of AAtrex specified above and the remainder as Princep, depending on whether the 1:2 or 1:1 ratio of AAtrex to Princep is to be applied.

4. After adding all ingredients, put lids on and tighten, and invert each jar ten times to mix. Let the mixtures stand 15 minutes and then look for separation, large flakes, precipitates, gas, heavy oily film on the jar, or other signs of incompatibility. Determine if the compatibility agent is needed in the spray mixture by comparing the two jars. If either mixture separates, but can be remixed readily, the mixture can be sprayed as long as good agitation is used. If the mixtures are incompatible, test the following methods of improving compatibility: (A) slurry the dry herbicide(s) in water before addition, or (B) add ½ of the compatibility agent to the fertilizer and the other ½ to the emulsifiable concentrate or flowable herbicide before addition to the mixture. If incompatibility is still observed, do not use the mixture.

**Appendix B: Low Carrier Application****For Broadcast Ground Application Only**

Use sprayers such as Melroe Spra-Coupe, Hagie, John Deere Hi-Cycle<sup>®</sup>, or Willmar Air Ride<sup>®</sup> that provide accurate and uniform application. Only water may be used as a carrier. Screens in suction and in-line strainers should be 50-mesh. Manufacturers may require that top screens as fine as 100-mesh be used with some nozzles. Use a pump with capacity to: (1) maintain up to 35-40 psi at the nozzles, and (2) provide sufficient agitation in tank to keep mixture in suspension. Use a minimum of 5 gals. of spray mixture per acre. Maximum recommended sprayer speed is 15 mph. Rinse sprayer thoroughly with clean water immediately after each use.

**Note:** Low pressure nozzles are recommended to reduce drift and increase application accuracy. Care should be taken when using automatic rate controlling devices to spray the material within the rated working pressure and flow ranges of the nozzles selected. Nozzle screens should be used when recommended by the manufacturer. All nozzles should be placed on 20-inch centers, except flooding types which should be placed on 40-inch centers. When Flat Fan type nozzles are used, angles of 80° or 110° are recommended. Always read and follow the manufacturer's directions for optimum spray and performance of their nozzles or tips.

**Appendix C: Aerial Application**

Apply Dual 8E in water alone or in tank mixtures with AAtrex, Lortex, or Sencor in a minimum total volume of 2 gals. per acre by aircraft. Dual 8E may also be applied in combination with Frowi, Balan, or Treflan. Avoid application under conditions where uniform coverage cannot be obtained, or where excessive spray drift may occur. In order to assure that spray will be controllable within the target area when used according to label directions, make applications at a maximum height of 10 ft, using low drift nozzles at a maximum pressure of 40 psi, and restrict application to periods when wind speed does not exceed 10 mph. To assure that spray will not adversely affect adjacent sensitive non-target plants, apply Dual 8E alone or Dual 8E + AAtrex by aircraft at a minimum upwind distance of 400 ft. from sensitive plants, or apply Dual 8E + Lortex, Sencor, or Lortex at a minimum upwind distance of 300 ft. from sensitive plants.

*moved  
these  
sections  
from the  
General  
Information  
section.*

## Dual® 8E

Avoid application to humans or animals. Flagmen and loaders should avoid inhalation of spray mist and prolonged contact with skin and should wash thoroughly before eating and at the end of each day's operation.

### Appendix D: Center Pivot Irrigation Application

Dual 8E alone or in tank mixture with other herbicides on this label which are registered for center pivot application may be applied in irrigation water preemergence (after planting, but before weeds or crop emerge) at rates recommended on this label. Apply this product only through a center pivot irrigation system. Do not apply this product through any other type of irrigation system. Crop injury, lack of effectiveness, or illegal pesticide residues in the crop can result from non-uniform distribution of treated water. If you have questions about calibration, you should contact State Extension specialists, equipment manufacturers, or other experts. Do not connect an irrigation system (including greenhouse systems) used for pesticide application to a public water system unless the pesticide label-prescribed safety devices for public water systems are in place. A person knowledgeable of the chemigation system and responsible for its operation, or under the supervision of the responsible person, shall shut the system down and make necessary adjustments should the need arise.

#### Operating Instructions

1. The system must contain a functional check valve, vacuum relief valve, and low pressure drain appropriately located on the irrigation pipeline to prevent water-source contamination from backflow.
2. The pesticide injection pipeline must contain a functional, automatic, quick-closing check-valve to prevent the flow of fluid back toward the injection pump.
3. The pesticide injection pipeline must also contain a functional, normally closed, solenoid-operated valve located on the intake side of the injection pump and connected to the system interlock to prevent fluid from being withdrawn from the supply tank when the irrigation system is either automatically or manually shut down.
4. The system must contain functional interlocking controls to automatically shut off the pesticide injection pump when the water pump motor stops.
5. The irrigation line or water pump must include a functional pressure switch which will stop the water pump motor when the water pressure decreases to the point where pesticide distribution is adversely affected.
6. Systems must use a metering pump, such as a positive displacement injection pump (e.g., diaphragm pump or piston pump), effectively designed and constructed of materials that are compatible with pesticides and capable of being fitted with a system interlock.
7. Do not apply when wind speed favors drift beyond the area intended for treatment.
8. Prepare a mixture with a minimum of 1 part of water to 1 part herbicide(s) and inject this mixture into the center pivot system. Injecting a larger volume of a more dilute mixture per hour will usually provide more accurate calibration of metering equipment. Maintain sufficient agitation to keep the herbicide in suspension.
9. Meter into irrigation water during entire period of water application.
10. Apply in 1/2 to 1 inch of water. Use the lower water volume (1/2 inch) on coarser-textured soils and the higher volume (1 inch) on finer-textured soils. More than 1 inch of water at application may reduce weed control by moving the herbicide below the effective zone in the soil.

*Precaution for center pivot applications: Where sprinkler distribution patterns do not overlap sufficiently, unacceptable weed control may result. Where sprinkler distribution patterns overlap excessively, crop injury may result.*

### Appendix E: Dry Bulk Granular Fertilizers

Many dry bulk granular fertilizers may be impregnated or coated with Dual 8E alone or selected Dual 8E tank mixtures which are registered for preplant incorporated or preplant surface application which are used to control weeds in crops on the Dual 8E label and are not prohibited from use on dry bulk granular fertilizers.

When applying Dual 8E or Dual 8E mixtures with dry bulk granular fertilizers, follow all directions for use and precautions on the respective product labels regarding target crops, rates per acre, soil texture, application methods (including timing of application), and rotational crops.

All individual state regulations relating to dry bulk granular fertilizer blending, registration, labeling, and application are the responsibility of the individual and/or company selling the herbicide/fertilizer mixture.

Prepare the herbicide/fertilizer mixtures by using any closed drum, belt, ribbon, or other commonly used dry bulk fertilizer blender. Nozzles used to spray Dual 8E and Dual 8E mixtures onto the fertilizer must be placed to provide uniform spray coverage. Care should be taken to aim the spray directly onto the fertilizer only and to avoid spraying the walls of the blender.

If the herbicide/fertilizer mixture is too wet, add a highly absorptive material, such as Agsorb® or Celatom MF 79® or similar granular clay or diatomaceous earth materials, to obtain a dry free-flowing mixture. Absorptive materials should be added only after the herbicide has been thoroughly blended into the fertilizer mixture. Best application results will be obtained by using a granule of 6/30 particle size or of a size similar to that of the fertilizer material being used. Generally, less than 2% by weight of absorptive material will be needed. Avoid using more than 5% absorptive material by weight.



## Dual 8E

Calculate amounts of Dual 8E, AAtrex, AAtrex + Princep blades, Princep, Sencor, Lesone or Sonalan by the following formula:

$$\frac{2,000}{\text{lbs. of fertilizer per acre}} \times \frac{\text{pts. /A of liquid or flowable product}}{\text{flowable product}} = \frac{\text{pts. of liquid or flowable product per ton of fertilizer}}{\text{flowable product}}$$

$$\frac{2,000}{\text{lbs. of fertilizer per acre}} \times \frac{\text{lbs. /A of dry product}}{\text{dry product}} = \frac{\text{lbs. of dry product per ton of fertilizer}}{\text{dry product}}$$

**Pneumatic (Compressed Air) Application (Dual 8E Alone):** High humidity, high urea concentrations, low fertilizer use rates, and dusty fertilizer may cause fertilizer mixture to build up or plug the distributor head, air tubes, or nozzle deflector plates. To minimize buildup, premix Dual 8E with Exxon Aromatic 200 at a rate of 1-4 pts./gal. of Dual 8E. Aromatic 200 is a noncombustible/nonflammable petroleum product. Aromatic 200 may be used in either a fertilizer blender or through direct injection systems. Drying agents should not be used when using Aromatic 200.

**Notes:** (1) Mixtures of Dual 8E and Aromatic 200 must be used on dry fertilizer only. Poor results or crop injury may result if these mixtures are used in water or liquid fertilizer solutions for spraying applications. (2) When impregnating Dual 8E in a blender before application, a drier mixture can be attained by substituting a drying agent for Aromatic 200. The use of Agsorb FG or drying agent of 8/30 particle size are recommended. (3) Drying agents are not recommended for use with On-The-Go impregnation equipment.

**Precautions:** To avoid potential for explosion, (1) Do not impregnate Dual 8E or Dual 8E mixtures on ammonium nitrate, potassium nitrate, or sodium nitrate, either alone or in blends with other fertilizers. (2) Do not use Dual 8E or Dual 8E mixtures on straight limestone, since absorption will not be achieved. Fertilizer blends containing limestone can be impregnated.

### Application

Apply 200-700 pounds of the herbicide/fertilizer mixture per acre. For best results, apply the mixture uniformly to the soil with properly calibrated equipment immediately after blending. Uniform application of the herbicide/fertilizer mixture is essential to prevent possible crop injury. Non-uniform application may also result in unsatisfactory weed control. In areas where conventional tillage is practiced, a shallow incorporation of the mixture into the soil may improve weed control. On fine- or medium-textured soils in areas where soil incorporation is not planned, i.e., reduced tillage situations or in some conventional till situations, make applications approximately 30 days before planting to allow moisture to move the herbicide/fertilizer mixture into the soil. On coarse-textured soils, make applications approximately 14 days prior to planting.

**Precaution:** To avoid crop injury, do not use the herbicide/fertilizer mixture on crops where bedding occurs.

## X Precautionary Statements

### Hazards to Humans and Domestic Animals

#### CAUTION

The active ingredient, metolachlor, may cause skin sensitization reactions in certain individuals. Wear protective clothing (coveralls and gloves) while handling or using this product. Causes skin and eye irritation. Do not get in eyes, on skin, or on clothing. Harmful if inhaled. Avoid breathing spray mist.

Harmful if swallowed or absorbed through the skin. Wash thoroughly after handling. Avoid contamination of food.

### Statement of Practical Treatment

**If swallowed:** Call a physician or Poison Control Center. Drink 1 or 2 glasses of water and induce vomiting by touching back of throat with finger. Do not induce vomiting or give anything by mouth to an unconscious person.

**Note to Physician:** If swallowed, there is no specific antidote. Induce emesis and lavage stomach. Treat symptomatically. The use of an aqueous slurry of activated charcoal (such as Nont-A) and a saline cathartic should be considered.

**If on skin:** Wash with plenty of soap and water. Get medical attention if irritation persists.

**If inhaled:** Remove victim to fresh air. Get medical attention.

**If in eyes:** Flush eyes with plenty of water. Call a physician if irritation persists.

### Environmental Hazards

For terrestrial uses, do not apply directly to water, or to areas where surface water is present, or to intertidal areas below the mean high water mark. Do not contaminate water when disposing of equipment wash waters or rinsate.

### Ground Water and Surface Water Advisory

Metolachlor has been identified in limited sampling of ground water and there is the possibility that it may leach through the soil to ground water, especially where soils are coarse and ground water is near the surface. Following application and during rainfall events that cause runoff, metolachlor may reach surface water bodies including streams, rivers, and reservoirs.

Care must be taken when using this product to prevent back siphoning into wells, spills, or improper disposal of excess pesticide spray mixtures or rinsates.

Check valves or antisiphoning devices must be used on all mixing and/or irrigation equipment.

PR Notice 93-3

Dual<sup>®</sup> 8E

AAtrex<sup>®</sup>, Bicep<sup>®</sup>, Caliber 90<sup>®</sup>, Caparol<sup>®</sup>, Concep<sup>®</sup>, Cotoran<sup>®</sup>, Dual<sup>®</sup>, Evik<sup>®</sup>, Nine-O<sup>®</sup>, and Princep<sup>®</sup> trademarks of CIBA-GEIGY Corporation

U. S. Patent No. 4,022,611

Agisorb<sup>®</sup> trademark of Oil-Dri Corporation

Balan<sup>®</sup>, Sonalan<sup>®</sup>, and Treflan<sup>®</sup> trademarks of DowElanco

Banvet<sup>®</sup> trademark of Sandoz Ltd.

Basagran<sup>®</sup> trademark of BASF AG

Bladex<sup>®</sup>, Canopy<sup>®</sup>, Gemini<sup>®</sup>, Lexone<sup>®</sup>, Lorox<sup>®</sup>, Lorox Plus<sup>®</sup>, and Preview<sup>®</sup> trademarks of E. I. duPont de Nemours and Company, Inc.

Brominal<sup>®</sup>, Buctra<sup>®</sup>, and Butyrac<sup>®</sup> trademarks of Rhône-Poulenc Ag Company

E.toxone<sup>®</sup> trademark of Cedar Chemical

Celatom MP-79<sup>®</sup> trademark of Eagle-Picher Industries, Inc.

Command<sup>®</sup> trademark of FMC Corporation

Compax<sup>®</sup> trademark of KALO Agricultural Chemicals, Inc.

Eptam<sup>®</sup>, Eradicane<sup>®</sup>, Gramoxone<sup>®</sup>, Starfire<sup>®</sup>, Sutan<sup>®</sup>, and Vernam<sup>®</sup> trademarks of Zeneca Ag Products

H-Cycle<sup>™</sup> trademark of John Deere Company

KERMAC #600<sup>™</sup> trademark of Kerr McGee Refining Corporation

Prowt<sup>®</sup>, Pursuit<sup>®</sup>, and Scepter<sup>®</sup> trademarks of American Cyanamid

Roundup<sup>®</sup> trademark of Monsanto Company

Sencor<sup>®</sup> trademark of the Parent Company of Farbenfabriken Bayer GmbH, Leverkusen

Unite<sup>®</sup> trademark of HACO, Inc.

Willmar Air Ride<sup>®</sup> trademark of Willmar Manufacturing

X-77<sup>®</sup> trademark of Chevron Chemical Company


© 1993 CIBA-GEIGY Corporation

Agricultural Division

CIBA-GEIGY Corporation

Greensboro, North Carolina 27419

CGA 49L1ZGG 043



**HERBICIDE**

For weed control in nonbearing citrus, corn, cotton, nonbearing grapes, peanuts, pod crops, potatoes, safflowers, grain or forage sorghum, soybeans, stone fruits, and tree nuts

**Active Ingredient:**  
**Metolachlor: 2-chloro-N-(2-ethyl-6-methylphenyl)-N-(2-methoxy-1-methylethyl) acetamide . . . . . 86.4%**

**Inert Ingredients: . . . . . 13.6%**

**Total: . . . . . 100.0%**

See directions for use in attached booklet.

EPA Reg. No. 100-597

EPA Est. 32761-MO-3<sup>Ⓢ</sup>

EPA Est. 34704-MS-1<sup>Ⓢ</sup>

EPA Est. 11773-IA-1<sup>Ⓢ</sup>

EPA Est. 42761-MS-1<sup>Ⓢ</sup>

(Superscript is first letter of lot number on jug)

**2½ Gallons**  
 U. S. Standard Measure

**KEEP OUT OF REACH OF CHILDREN.  
 CAUTION**

**Precautionary Statements**

**Hazards to Humans and Domestic Animals**

The active ingredient, metolachlor, may cause skin sensitization reactions in certain individuals. Wear protective clothing (coveralls and gloves) while handling or using this product. Causes skin and eye irritation. Do not get in eyes, on skin, or on clothing. Harmful if inhaled. Avoid breathing spray mist.

Harmful if swallowed or absorbed through the skin. Wash thoroughly after handling. Avoid contamination of food.

**Statement of Practical Treatment**

If swallowed: Call a physician or Poison Control Center. Drink 1 or 2 glasses of water and induce vomiting by touching back of throat with finger. Do not induce vomiting or give anything by mouth to an unconscious person.

Note to Physicians: If swallowed, there is no specific antidote. Induce emesis and lavage stomach. Treat symptomatically. The use of an aqueous slurry of activated charcoal (such as Norit A) and a saline cathartic should be considered.

If in skin: Wash with plenty of soap and water. Get medical attention if irritation persists.

If inhaled: Remove victim to fresh air. Get medical attention.

If in eyes: Flush eyes with plenty of water. Call a physician if irritation persists.

**Environmental Hazards**

For terrestrial uses, do not apply directly to water or to areas where surface water is present, or to intertidal areas below the mean high water mark. Do not contaminate water when disposing of equipment wash waters or rinsate.

**Ground Water and Surface Water Advisory**

Metolachlor has been identified in limited sampling of ground water, and there is the possibility that it may reach through the soil to ground water, especially where soils are coarse and ground water is near the surface. Following application and during rainfall events that cause runoff, metolachlor may reach surface water bodies including streams, rivers, and reservoirs.

Care must be taken when using this product to prevent back siphoning into wells, spills, or improper disposal of excess pesticide, spray mixtures, or rinsates.

Check valves or anti-siphoning devices must be used on all mixing and/or irrigation equipment.

**Chemigation**

Refer to supplemental labeling in attached booklet for use directions for chemigation. Do not apply this product through any irrigation system unless the supplemental labeling on chemigation is followed.

**Container Disposal**

Do not reuse empty container. Triple rinse (or equivalent), puncture, and dispose of in a sanitary landfill, or by incineration, or by open burning, if allowed by state and local authorities. If burned, keep out of smoke.

Dual® trademark of CIBA-GEIGY Corporation for metolachlor.  
 U. S. Patent No. 4,822,811

© 1993 CIBA-GEIGY Corporation

Agricultural Division, CIBA-GEIGY Corporation  
 Greensboro, North Carolina 27419  
 CGA 49L12GB 843

Agricultural Division  
CIBA-GEIGY Corporation  
P.O. Box 18300  
Greensboro, North Carolina 27419-8300  
Telephone 919 632 6000

June 18, 1993

Document Processing Desk (AMEND)  
Office of Pesticide Programs (H7504C)  
U.S. Environmental Protection Agency  
401 M. Street, S.W.  
Washington, D.C. 20460

Attn: Ms. JoAnne Miller, PM 23

Dear Ms. Miller:

SUBJECT: DUAL<sup>R</sup> 8E HERBICIDE - EPA REG. NO. 100-597  
DUAL HERBICIDE - EPA REG. NO. 100-673  
NOTIFICATION ON REFORMATTING OF BOOKLET LABEL

Enclosed is a Notification for the subject highlighted product regarding the reformatting of the 2 1/2 gallon label. The reformatted label will become the official label and will be used to comply with the Worker Protection Standard. This label also complies with PR Notice 93-3 regarding wetlands.

The reformatting involves the following changes:

1. A Table of Contents has been added to the label.
2. The point size for the text has been increased from 6 pt. to 8 pt.
3. Chart 1 has been added which lays out all the tank mixtures for corn and the additional weeds controlled by each. This is not new information, just a different and additional way of presenting the text information which follows for each possible tank mixture. Chart 1 will allow the end user to quickly identify those tank mixtures which apply to his/her weed problems.

Please note that where page numbers are referred to in the labeling provided, they will be filled in when the actual package mechanical is constructed. Until such time, it is unknown exactly how the information will fit the pages.

4. The General Information section has been scaled down by removing certain subsections and putting them in Appendices at the back of the label following the Storage and Disposal section. It was felt this would help the end

user by only having information up front in the label which would apply to all users. The sections now appearing in Appendices relate to methods of applications which may not be widespread.


Ciba believes that simply by including a Table of Contents and increasing the type size, the label has been improved dramatically. We hope these two changes coupled with the others mentioned above will have end users feeling the same way.

As required for a Notification, enclosed is one copy of the old label and one copy of the new label with the areas highlighted which have been changed, as well as a Application for Amended Registration - EPA Form 8570-1.

Please note the reformatted label corresponds to the latest EPA accepted label dated February 3, 1993. Final printed labeling for that label was submitted on May 5, 1993.

If you have any questions about this notification or would like more information about Ciba's label improvement program, please contact me.

Sincerely,

  
Karen S. Stumpf  
Senior Regulatory Manager  
Regulatory Affairs

Enclosures