

(Front Cover of Removable Booklet)

RESTRICTED USE PESTICIDE  
(GROUND WATER CONCERN)

FOR RETAIL SALE TO AND USE ONLY BY CERTIFIED APPLICATORS OR PERSONS UNDER THEIR DIRECT SUPERVISION, AND ONLY FOR THOSE USES COVERED BY THE CERTIFIED APPLICATOR'S CERTIFICATION.

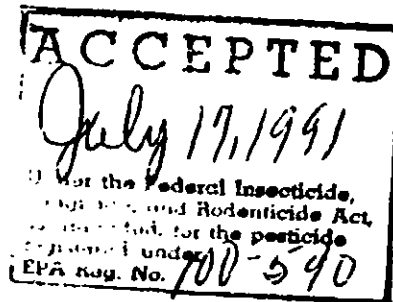
THIS PRODUCT IS A RESTRICTED-USE HERBICIDE DUE TO GROUND WATER CONCERNS. USERS MUST READ AND FOLLOW ALL PRECAUTIONARY STATEMENTS AND INSTRUCTIONS FOR USE IN ORDER TO MINIMIZE POTENTIAL FOR ATRAZINE TO REACH GROUND WATER.

Bicep 4.5L

Herbicide

For weed control in corn and grain or forage sorghum

2 1/2 Gallons  
U.S. Standard Measure



Active Ingredients:

Atrazine: 2-chloro-4-ethylamino-6-isopropylamino-s-triazine .....	20.8%
Atrazine related compounds .....	1.1%
Metolachlor: 2-chloro-N-(2-ethyl-6-methylphenyl)-N-(2-methoxy-1-methylethyl) acetamide .....	27.5%
<u>Inert Ingredients:</u>	<u>50.6%</u>
Total:	100.0%

Bicep 4.5L contains 4.5 lbs. active ingredient per gallon.

KEEP OUT OF REACH OF CHILDREN.

CAUTION

See additional precautionary statements at end of label booklet.

EPA Reg. No. 100-590  
EPA Est. 100-LA-1

Bicep® 4.5L trademark of CIBA-GEIGY  
U.S. Patent No. 3,937,730 (metolachlor)

See directions for use inside booklet.

©1991 CIBA-GEIGY Corporation

Agricultural Division  
CIBA-GEIGY Corporation  
Greensboro, North Carolina 27419

CGA

CIBA-GEIGY

Bicep 4.5L-DRAFT - 06/25/91

DIRECTIONS FOR USE AND CONDITIONS OF SALE AND WARRANTY

IMPORTANT: Read the entire Directions for Use and the Conditions of Sale and Warranty before using this product. If terms are not acceptable, return the unopened product container at once.

---

Conditions of Sale and Warranty

---

The Directions for Use of this product reflect the opinion of experts based on field use and tests. The directions are believed to be reliable and should be followed carefully. However, it is impossible to eliminate all risks inherently associated with use of this product. Crop injury, ineffectiveness, or other unintended consequences may result because of such factors as weather conditions, presence of other materials, or the manner of use or application all of which are beyond the control of CIBA-GEIGY or the Seller. All such risks shall be assumed by the Buyer.

CIBA-GEIGY warrants that this product conforms to the chemical description on the label and is reasonably fit for the purposes referred to in the Directions for Use subject to the inherent risks referred to above. CIBA-GEIGY makes no other express or implied warranty of Fitness or Merchantability or any other express or implied warranty. In no case shall CIBA-GEIGY or the Seller be liable for consequential, special, or indirect damages resulting from the use or handling of this product. CIBA-GEIGY and the Seller offer this product, and the Buyer and user accept it, subject to the foregoing Conditions of Sale and Warranty, which may be varied only by agreement in writing signed by a duly authorized representative of CIBA-GEIGY.

DIRECTIONS FOR USE

It is a violation of federal law to use this product in a manner inconsistent with its labeling.

FAILURE TO FOLLOW THE DIRECTIONS FOR USE AND PRECAUTIONS ON THIS LABEL MAY RESULT IN POOR WEED CONTROL, CROP INJURY, OR ILLEGAL RESIDUES.

Do not apply this product in such a manner as to directly or through drift expose workers or other persons, except those knowingly involved in the application. The area being treated must be vacated by unprotected persons.

Reentry Statement

Do not enter treated areas without protective clothing until sprays have dried.

Because certain states may require more restrictive reentry intervals for various crops treated with this product, consult your State Department of Agriculture for further information. Written or oral warnings must be given to workers who are expected to be in a treated area or in an area about to be treated with this product. Oral warnings must be given which inform workers of areas or fields that may not be entered without specific protective clothing until sprays have dried, and appropriate actions to take in case of accidental exposure as described under Precautionary Statements on this label. When oral warnings are given, warnings shall be given in a language customarily understood by workers. Oral warnings must be given if there is reason to believe that written warnings cannot be understood by workers. Written warnings must include the following information: "CAUTION. Area treated with Bicep 4.5L on (date of application). Do not enter without appropriate protective clothing until sprays have dried. In case of accidental exposure, flush eyes or skin with plenty of water. Call a physician if irritation persists. Remove and wash contaminated clothing before reuse."

Bicep 4.5L is a selective herbicide recommended as a preplant surface-applied, preplant incorporated, preemergence, post-emergence broadcast or postemergence-directed treatment for control of most annual grasses and broadleaf weeds in corn (field corn, silage corn, sweet corn, or popcorn) and as a preplant surface-applied, preplant incorporated, or preemergence treatment for control of most annual grasses and broadleaf weeds in grain or forage sorghum provided the sorghum seed has been properly treated by the seed company with Concep®. This product may be tank mixed with Bladex® (4L, 80W, 90WDG), Dual® formulations, AAtrex® 4L (80W, Nine-O®), or Princep® 4L (80W or Caliber® 90)

**BEST AVAILABLE COPY**

for weed control in conventional tillage corn. This product may also be tank mixed with either Gramoxone® Extra or Roundup® alone or in combination with AAtrex, Bladex, Dual or Princep, in minimum-tillage or no-tillage corn, or tank mixed with either Gramoxone Extra or Roundup, in minimum-tillage or no-tillage sorghum.

Following many years of continuous use of atrazine (one of the ingredients in Bicep 4.5L), and products chemically related to atrazine, biotypes of some of the weeds listed on this label which are controlled by the atrazine component have been reported to develop resistance to this and chemically related herbicides. Where this is known or suspected and weeds controlled by this product are expected to be present along with resistant biotypes, we recommend the use of Bicep 4.5L in combination or in sequence with registered herbicides which do not contain triazines. Consult with your State Agricultural Extension Service for specific recommendations.

Precautions: 1) If sorghum seed is not properly pretreated with Concep, Bicep 4.5L will severely injure the crop. 2) Injury may occur to corn or sorghum following the use of Bicep 4.5L under abnormally high soil moisture conditions during early development of the crop.

Bicep 4.5L alone or in tank mixture with AAtrex, Bladex, Dual, or Princep may be applied preplant incorporated, preplant surface, or preemergence on corn in water or fluid fertilizer. Bicep 4.5L may be applied in tank mix combination with Gramoxone Extra or Roundup with or without the above herbicides preplant surface or preemergence to corn. Apply the early postemergence treatment on corn in water only. Bicep 4.5L alone may also be applied on sorghum preplant incorporated, preplant surface, or preemergence in water or in fluid fertilizer.

Bicep 4.5L may be applied in water by aircraft. Applications in fluid fertilizer should be only by ground equipment.

To avoid spray drift, do not apply under windy conditions. Avoid spray overlap, as crop injury may result.

Do not apply this product through any type of irrigation system.

Dry weather following preemergence application of Bicep 4.5L or a tank mixture may reduce effectiveness. Cultivate if weeds develop in conventional tillage corn or sorghum.

Observe all precautions and limitations on the label of each product used in tank mixtures.

Thoroughly clean sprayer prior to use. Do not use a sprayer contaminated with any other materials, or crop damage or sprayer clogging may result.

**BEST AVAILABLE COPY**

Mixing Instructions

Shake well before using. Bicep 4.5L is a liquid that may be mixed with water or fluid fertilizer and applied as a spray. Bicep 4.5L may also be sprayed onto dry bulk granular fertilizer and applied with the granular fertilizer.

Dry Bulk Granular Fertilizers

Many dry bulk granular fertilizers may be impregnated or coated with Bicep 4.5L and used to control weeds in corn or Concep-treated sorghum.

When applying Bicep 4.5L with dry bulk granular fertilizers, follow all directions for use and precautions on the Bicep 4.5L label regarding target crops, rates per acre, soil texture, application methods, and rotational crops.

All individual state regulations relating to dry bulk granular fertilizer blending, registration, labeling, and application are the responsibility of the individual and/or company selling the herbicide/fertilizer mixture.

Prepare the herbicide/fertilizer mixture by using any closed drum, belt, ribbon, or other commonly used dry bulk fertilizer blender. Nozzles used to spray Bicep 4.5L onto the fertilizer must be placed to provide uniform spray coverage.

If the herbicide/fertilizer mixture is too wet, use a highly absorptive powder, such as Microcel E (Johns-Manville Products Corporation), diatomaceous earth or finely powdered clay, to obtain a dry free-flowing mixture. Add the absorptive powder separately and uniformly to the herbicide/fertilizer mixture and blend to form a suitable free-flowing mixture. Generally, less than 2% by weight of absorptive powder will be needed.

Calculate the amount of Bicep 4.5L to be used by the following:

$$\begin{array}{rcl}
 \frac{2,000}{\text{lbs. of}} & & \text{qts. of Bicep 4.5L} \\
 \text{fertilizer} & \times & \text{per acre} \\
 \text{per acre} & & = \\
 & & \text{qts. of Bicep 4.5L} \\
 & & \text{per ton of} \\
 & & \text{fertilizer}
 \end{array}$$

Precautions: To avoid potential for explosion, (1) Do not impregnate Bicep 4.5L on ammonium nitrate, potassium nitrate, or sodium nitrate either alone or in blends with other fertilizers. (2) Do not combine Bicep 4.5L with a single superphosphate (0-20-0) or treble superphosphate (0-46-0). (3) Do not use Bicep 4.5L on straight limestone, since absorption will not be achieved. Fertilizer blends containing limestone can be impregnated.



### Application

Apply 200-700 pounds of the herbicide/fertilizer mixture per acre. For best results, apply the mixture uniformly to the soil with properly calibrated equipment immediately after blending. Uniform application of the herbicide/fertilizer mixture is essential in order to prevent possible crop injury or injury to subsequent rotational crops. Non-uniform application may also result in unsatisfactory weed control. In areas where conventional tillage is practiced, a shallow incorporation of the mixture into the soil is recommended to obtain satisfactory weed control. On fine or medium-textured soils in areas where soil incorporation is not planned, i.e., reduced tillage situations or in some conventional till situations, make applications approximately 30 days before planting to allow moisture to move the herbicide/fertilizer mixture into the soil. On coarse-textured soils, make applications approximately 14 days prior to planting.

Precautions: (1) To help avoid rotational crop injury, make applications as early as possible, since Bicep 4.5L impregnated onto dry bulk granular fertilizers can be expected to last longer in the soil than when Bicep 4.5L is applied as a spray in water or fluid fertilizer. (2) Do not use on crops where bedding occurs, or crop injury may occur.

### Application in Water or Fluid Fertilizers

Bicep 4.5L Alone: Fill the spray tank one-half to three-fourths full with water or fluid fertilizer, add the proper amount of Bicep 4.5L, then add the rest of the water or fluid fertilizer. Provide sufficient agitation during mixing and application to maintain a uniform suspension.

Tank Mixtures: Fill the spray tank one-half to three-fourths full with water or fluid fertilizer, add the proper amount of Bicep 4.5L, then add AAtrex, Banvel, linuron, or Princep; next add Dual; then Gramoxone Extra or Roundup, depending on the tank mix combination desired; and finally add the rest of the water or fluid fertilizer. When Bladex is used in the tank mixture, add it before Bicep 4.5L unless otherwise specified. (See Bladex section under Bicep 4.5L Combinations-Corn for further mixing instructions.) Provide sufficient agitation during mixing and application to maintain a uniform suspension.

Compatibility Test: Check the compatibility of Bicep 4.5L and tank mixtures in fluid fertilizer by mixing proportionate quantities in a small container, as described below, before mixing in the spray tank. Nitrogen solutions or complete fluid fertilizers may replace all or part of the water in the spray. Since liquid fertilizers can vary, even within the same analysis, always check compatibility each time before reuse. Be especially careful when using complete suspension or fluid

**BEST AVAILABLE COPY**

fertilizers as serious compatibility problems are more apt to occur. Commercial application equipment may improve compatibility in some instances. The following test assumes a spray volume of 25 gals. per acre. For other spray volumes, make appropriate changes in the ingredients. Check compatibility using this procedure:

- 1) Add 1 pint of fertilizer to each of 2 one-quart jars with tight lids.
- 2) To one of the jars add 1/4 tsp. or 1.2 milliliters of a compatibility agent approved for this use, such as Compex® or Unite® (1/4 tsp. is equivalent to 2 pts. per 100 gals. spray). Shake or stir gently to mix.
- 3) To both jars add the appropriate amount of herbicide(s). If more than one herbicide is used, add them separately with dry herbicides first, flowables next, and emulsifiable concentrates last. After each addition, shake or stir gently to thoroughly mix. The appropriate amount of herbicides for this test follows:

Dry herbicides: For each pound to be applied per acre add 1.4 teaspoons to each jar.

Liquid herbicides: For each pint to be applied per acre add 0.5 teaspoon or 2.5 milliliters to each jar.

- 4) After adding all ingredients, put lids on and tighten, and invert each jar ten times to mix. Let the mixtures stand 15 minutes and then look for separation, large flakes, precipitates, gels, heavy oily film on the jar, or other signs of incompatibility. Determine if the compatibility agent is needed in the spray mixture by comparing the two jars. If either mixture separates, but can be remixed readily, the mixture can be sprayed as long as good agitation is used. If the mixtures are incompatible, test the following methods of improving compatibility: (A) slurry the dry herbicide(s) in water before addition, or (B) add 1/2 of the compatibility agent to the fertilizer and the other 1/2 to the emulsifiable concentrate or flowable herbicide before addition to the mixture. If still incompatible, do not use the mixture.

**BEST AVAILABLE COPY**



Application Procedures

Ground Application: Use sprayers that provide accurate and uniform application. Screens in nozzles and in suction and in-line strainers should be no finer than 50-mesh. Use a pump with capacity to (1) maintain 35-40 psi at the nozzles, and (2) provide sufficient agitation in tank to keep mixture in suspension. Unless otherwise specified, use a minimum of 10 gals. of spray mixture per acre. Rinse sprayer thoroughly with clean water immediately after use.

For band applications, calculate amount to be applied per acre as follows:

$$\begin{array}{rcl}
 \frac{\text{band width in inches}}{\text{row width in inches}} & \times & \text{broadcast rate} \\
 & & \text{per acre} \\
 & & = \text{amount needed} \\
 & & \text{per acre of} \\
 & & \text{field}
 \end{array}$$

Aerial Application (for Bicep 4.5L alone): Use aerial application only where broadcast applications are specified. Apply a minimum of 1 gal. of water for each 1 gal. of this product applied per acre, but for rates below 1 gal./acre, use in sufficient water to equal 2 gals./acre of total spray. Avoid applications under conditions where uniform coverage cannot be obtained or where excessive spray drift may occur. In order to assure that spray will be controllable within the target area when used according to label directions, make applications at a maximum height of 10 ft., using low drift nozzles at a maximum pressure of 40 psi, and restrict application to periods when wind speed does not exceed 10 mph. To assure that spray will not adversely affect adjacent sensitive nontarget plants, apply Bicep 4.5L by aircraft at a minimum upwind distance of 400 ft. from sensitive plants.

Avoid application to humans or animals. Flagmen and loaders should avoid inhalation of spray mist and prolonged contact with skin, and should wash thoroughly before eating and at the end of each day's operation.

Within rate ranges in all tables on this label, use the lower rate on soil relatively coarse-textured or low in organic matter; use the higher rate on soil relatively fine-textured or high in organic matter.

**BEST AVAILABLE COPY**

Bicep 4.5L Applied Alone - Corn, Grain Sorghum,  
or Forage Sorghum

Preplant Surface Applied, Preplant Incorporated, or Preemergence

Weeds  
Controlled

barnyardgrass  
(watergrass)  
browntop panicum  
crabgrass  
crowfootgrass  
fall panicum  
giant foxtail  
goosegrass  
green foxtail  
red rice  
signalgrass  
(Brachiaria)  
southwestern cupgrass  
witchgrass  
yellow foxtail  
yellow nutsedge\*

black nightshade  
carpetweed  
cocklebur\*  
common purslane  
Florida pusley  
galinsoga  
hairy nightshade  
jimsonweed  
lambsquarters  
morningglory  
pigweed  
ragweed  
smartweed  
velvetleaf\*

Weeds  
Partially Controlled\*\*

sandbur  
seedling johnsongrass  
shattercane  
sicklepod  
volunteer sorghum

\*Control of these weeds can be erratic especially under dry weather conditions. Control escaped weeds with cultivation or application of an appropriate EPA-registered postemergence herbicide.

\*\*Control may be improved by following these suggested procedures:

- 1) Thoroughly till moist soil to destroy germinating and emerged weeds. If Bicep 4.5L is to be applied preplant incorporated, this tillage may be used to incorporate Bicep 4.5L if uniform 2 inch incorporation is achieved as recommended under Application Procedures.
- 2) Plant crop into moist soil immediately after tillage. If Bicep 4.5L is to be used preemergence, apply at planting or immediately after planting.
- 3) If available, sprinkler irrigate within 2 days after application. Apply 1/2-1 inch of water. Use lower water volume (1/2 inch) on coarse-textured soils. Also, refer to the section on Center Pivot Irrigation Application for this method of applying Bicep 4.5L.
- 4) If irrigation is not possible and rain does not occur within 2 days after planting and application, weed control may be decreased. Under these conditions, a uniform, shallow cultivation is recommended as soon as weeds emerge.

**BEST AVAILABLE COPY**

Application Timing


Preplant Surface Applied (Corn): Use on medium- and fine-textured soils with minimum-tillage or no-tillage systems in CO, IN, IL, IA, KS, KY, MN, MO, MT, NE, ND, SD, TN, WI, and WY. Apply 2/3 the recommended rate of Bicep 4.5L (3.2-4 qts./A on medium soils and 4-5 qts./A on fine soils) as a split treatment 30-45 days before planting and the remainder at planting. Applications made less than 30 days prior to planting may be as either a split or single treatment. Use the lower rate for light expected weed infestations and the higher rate for heavy expected weed infestations. On coarse-textured soils, apply 3.2 qts./A not more than 2 weeks prior to planting. The above procedure also may be followed if AAtrex or Dual 8E or Princep is used in tank mixtures with Bicep 4.5L. If weeds are present at the time of treatment, apply in a tank mixture combination with a contact herbicide (for example, Gramoxone Extra or Roundup). Observe directions for use, precautions, and restrictions on the label of the contact herbicide.

On medium and fine-textured soils with minimum or no-tillage systems in DE, MD, MI, NY, OH, PA, VA, and WV, preplant surface applications may be applied following the directions for use above. If the amount of rainfall results in unsatisfactory length of weed control following the earlier treatment, a post-emergence application of an appropriately labeled broadleaf and/or grass weed herbicide may be used, i.e., AAtrex, Basagran®, 2,4-D, Banvel®, bromoxynil (Brominal® or Bucril®). If the postemergence treatment includes the herbicide used preplant surface-applied, do not exceed the labeled rate for corn on a given soil texture. Observe all directions for use, precautions and limitations on the label of the postemergent herbicide.

Note: To the extent possible, do not move treated soil out of the row or move untreated soil to the surface during planting, or weed control will be diminished.

Preplant Surface-Applied (Sorghum-Seed Treated with Concep): For minimum-tillage and no-tillage systems only, Bicep 4.5L may be applied up to 45 days before planting grain sorghum in IL, IA, eastern KS, MO, NE, and SD. Use only split applications for treatments made 30 to 45 days before planting with 2/3 the recommended rate applied initially and the remaining 1/3 at planting. On medium soils with greater than 1.5% organic matter, and on fine soils with less than 1.5% organic matter, apply 3.2-3.6 qts./A of Bicep 4.5L; on fine soils with greater than 1.5% organic matter, apply 3.6-4 qts./A of Bicep 4.5L. Applications made less than 30 days prior to planting may be as either a split or a single application.

If weeds are present at the time of treatment, apply in a tank mixture combination with a contact herbicide (for example,



Gramoxone Extra or Roundup). Observe directions for use, precautions, and restrictions on the label of the contact herbicide. Under dry conditions, irrigation after application is recommended to move Bicep 4.5L into the soil.

Note: To the extent possible, do not move treated soil out of the row or move untreated soil to the surface during planting, or weed control will be diminished. Do not use on coarse soils. Do not use on medium soils with less than 1.5% organic matter.

Preplant Incorporated or Preemergence (Corn or Sorghum-Seed Treated with Concep): Apply Bicep 4.5L preplant incorporated or preemergence using the appropriate rates from Table 1 for corn, or from Table 2 for sorghum.

Preplant Incorporated: Apply to the soil and incorporate into the top 2 inches of the soil within 14 days prior to planting using a finishing disk harrow, rolling cultivator, or similar implement capable of providing uniform 2-inch incorporation. Use preplant incorporated if furrow irrigation is used or when a period of dry weather after application is expected. If crop is to be planted on beds, apply and incorporate after bed formation.

Preemergence: Apply to the soil surface at planting (behind the planter), or after planting but before weeds or crop emerge.

Table 1: Bicep 4.5L Preplant Surface Applied, Preplant Incorporated, or Preemergence - Corn (Field Corn, Silage Corn, Sweet Corn, Popcorn)

Soil texture	Broadcast rate per acre	
	Less than 3% organic matter	3% organic matter or greater
COARSE: Sand, loamy sand, sandy loam	2 qts.	2.4 qts.
MEDIUM: Loam, silt loam, silt	2.4 qts.	3.2 qts.
FINE: Silty clay loam, sandy clay loam, silty clay, sandy clay, clay loam, clay	3.2 qts.	3.2-4 qts.*
Muck or peat soils (more than 20% organic matter)	DO NOT USE	

\*For cocklebur, yellow nutsedge, and velvetleaf control on fine-textured soils above 3% organic matter: Apply 4 qts. of Bicep 4.5L per acre.

Notes: (1) In the event of escape of annual broadleaf weeds following a preplant surface, preplant incorporated, or preemergence treatment of Bicep 4.5L applied alone or in combination, follow with a postemergence application of an appropriately labeled broadleaf and/or grass weed herbicide, i.e., AAtrex, Basagran, Brominal, Buctril, Banvel or 2,4-D. If the postemergence treatment includes the herbicide used in the earlier treatment, do not exceed the labeled rate for corn on a given soil texture. (2) Brominal or Buctril may be applied postemergence alone or in tank mix combination with AAtrex. Do not exceed 1.2 lbs. ai/A of AAtrex in tank mix combination with Brominal or Buctril postemergence. Refer to the Brominal, Buctril and AAtrex labels for specific rates and precautions. (3) If AAtrex is used postemergence following application of Bicep 4.5L, do not exceed a total of 3 lbs. ai/A of atrazine per year.

**BEST AVAILABLE COPY**

Table 2: Bicep 4.5L - Grain or Forage Sorghum<sup>1</sup>- (Seed treated with Concep)

Soil texture	Organic matter	Broadcast rate per acre
COARSE: Sand, loamy sand, sandy loam	any level	DO NOT USE
MEDIUM AND FINE: Loam, silt loam, silt, sandy clay loam, clay loam, silty clay loam, sandy clay, silty clay, clay	less than 1%	DO NOT USE
	1-1.5%	2.4 qts.
	more than 1.5%	2.4-3.2 qts.

<sup>1</sup>Do not use in NM, OK, or TX except in northeast OK and Texas Gulf Coast and Blacklands areas. Do not apply preplant incorporated in AZ or the Imperial Valley of CA.

Precautions: To avoid possible crop injury, (1) Do not apply Bicep 4.5L on highly alkaline soils or on eroded areas where calcareous subsoils are exposed. (2) Do not apply Bicep 4.5L when sorghum is planted in deep furrows because heavy rains following application can cause excessive concentrations of herbicide in the furrow. (3) Do not apply Bicep 4.5L preplant surface, preplant incorporated, or preemergence, and an at-planting systemic insecticide applied in-furrow. (4) Do not apply to sorghum grown under dry mulch tillage. (5) In addition, sorghum growing under stress caused by minor element deficiency may be injured by Bicep 4.5L.

Rotational Crops: (1) If treated crop is lost due to poor germination, hail, flood, insects, etc., corn may be replanted immediately or sorghum may be replanted immediately provided the seed has been properly treated with Concep. Do not make a second broadcast application. If the original application was banded and the second crop is planted in the untreated row middles, a second banded treatment may be applied. (2) Corn, sorghum, soybeans, cotton, or peanuts may be planted the spring following treatment. Do not graze or feed forage or fodder from cotton to livestock or illegal residues may result. Injury may occur to soybeans planted the year following application on

**BEST AVAILABLE COPY**

soils having a calcareous surface layer, including, but not limited to those found in north-central and northwest Iowa; south-central, western and southwest Minnesota; northeast Nebraska; North Dakota and eastern South Dakota. (3) If applied after June 10, do not rotate with crops other than corn or sorghum the next year, or crop injury may occur. (4) In the High Plains and Intermountain areas of the West where rainfall is sparse and erratic or where irrigation is required, use only when corn or sorghum is to be planted the following year, or a crop of untreated corn or sorghum is to precede other rotational crops. (5) Small grains may be planted 15 months following treatment. (6) All other crops may be planted 18 months after application.

Postemergence Broadcast - Corn

Weeds

Controlled

barnyardgrass  
 (watergrass)  
 cocklebur  
 crabgrass  
 crowfootgrass  
 fall panicum  
 giant foxtail  
 green foxtail  
 yellow foxtail

jimsonweed  
 kochia  
 lambsquarters  
 morningglory  
 mustard  
 pigweed  
 prickly sida  
 purslane  
 ragweed  
 smartweed  
 velvetleaf

Weeds

Partially Controlled

yellow nutsedge

Application: Apply early postemergence using the appropriate rate from Table 3. Apply this treatment before grass and broad-leaf weeds pass the 2-leaf stage and before corn exceeds 5 inches in height. Application to weeds larger than the 2-leaf stage will generally result in unsatisfactory control. Occasional corn leaf burn may result, but this should not affect later growth or yield. Do not apply postemergence in fluid fertilizer or severe crop injury may occur.

Table 3: Postemergence Broadcast - Corn

Soil texture	Broadcast rate per acre
<b>COARSE:</b> Sand, loamy sand, sandy loam	2.4 qts.
<b>MEDIUM:</b> Loam, silt loam, silt	3.2 qts.
<b>FINE:</b> Sandy clay loam, silty clay loam, clay loam, sandy clay, silty clay, clay	3.2-4 qts.*

\*For better residual control of cocklebur, velvetleaf, and yellow nutsedge on fine-textured soils above 3% organic matter, apply 4 qts. of Bicep 4.5L per acre.


Notes: (1) If Bicep 4.5L has been applied preplant surface, preplant incorporated or preemergence, do not exceed a total of 6 qts./A of Bicep 4.5L on a corn crop or illegal residues may result. If AAtrex (atrazine) or AAtrex plus Dual tank mixtures have been applied preplant incorporated or preemergence, limit the Bicep 4.5L early post application not to exceed a total of 3 lbs. of active AAtrex or 6 lbs. of active Dual per acre on a corn crop, or illegal residues may result.

Rotational Crops: Follow the preceding crop rotation instructions for Bicep 4.5L Preplant Surface-Applied, Preplant Incorporated, or Preemergence.

Postemergence - Directed - Corn

Bicep 4.5L may be applied at 2-4 qts./A in a minimum of 15 gals. of water as a postemergence directed treatment to corn to extend control of weeds listed in the Preplant Surface-Applied, Preplant Incorporated, Preemergence, or Postemergence Broadcast section of the corn label. Apply using the appropriate rate, from Table 4.

For best results, apply Bicep 4.5L to weed free soil following use of a preplant incorporated or preemergence herbicide, or





following a lay-by cultivation. If weeds have emerged at the time of Bicep 4.5L application, apply before grass and broadleaf weeds exceed the 2-leaf stage. Application to weeds larger than the 2-leaf stage will generally give unsatisfactory control. Apply to corn not exceeding 5-12 inches in height. Minimize contact with corn leaves. Do not apply postemergence in fluid fertilizer, or severe crop injury may occur.

Notes: (1) If Bicep 4.5L has been applied preplant surface, preplant incorporated or preemergence, do not exceed a total of 6 qts./A of Bicep 4.5L on a corn crop or illegal residues may result. If AAtrex (atrazine) or AAtrex plus Dual tank mixtures have been applied preplant incorporated or preemergence, limit the Bicep 4.5L post-directed application not to exceed a total of 3 lbs. of active AAtrex or 6 lbs. of active Dual per acre on a corn crop, or illegal residues may result.

Table 4: Postemergence - Directed - Corn

Soil texture	Broadcast rate per acre
COARSE: Sand, loamy sand, sandy loam	2.0 qts.
MEDIUM: Loam, silt loam, silt	3.2 qts.
FINE: Sandy clay loam, silty clay loam, clay loam, sandy clay, silty clay, clay	3.2-4 qts.*

\*For better residual control of cocklebur, velvetleaf, and yellow nutsedge on fine-textured soils above 3% organic matter, apply 4 qts. of Bicep 4.5L per acre.

Bicep 4.5L Combinations - Corn

Tank Mixture with AAtrex, Princep, Dual, or Bladex® - Conventional Tillage

AAtrex (4L, 80W, or Nine-O): Add up to 1 qt. of AAtrex 4L (1.25 lbs. 80W or 1.1 lbs. Nine-O) per acre to the rate of Bicep 4.5L recommended in Table 1 in the southeastern U.S. where high rain-

**BEST AVAILABLE COPY**

18 of 30

fall can shorten the duration of control of broadleaf weeds, and in all areas where heavy infestations of cocklebur, morning-glory, velvetleaf, or other broadleaf weeds claimed are expected.

**Dual:** Add up to 1/2 pt. of Dual per acre to the rate of Bicep 4.5L recommended in Table 1 when heavy infestations of yellow nutsedge, sandbur, or seedling johnsongrass are expected.

**Princep (4L, 80W, or Caliber 90):** Add up to 1 qt. of Princep 4L (1.25 lbs. 80W or 1.1 lbs. Caliber 90) per acre to the rate of Bicep 4.5L recommended in Table 1 in the northeastern U.S. where heavy infestations of crabgrass or fall panicum are expected.

**Bladex (4L, 80W, or 90WDG) [Field Corn and Silage Corn Only]:** Add up to 2 qts. of Bladex 4L (2.5 lbs. 80W or 2.2 lbs. 90WDG) per acre. When Bladex is added, the rate of Bicep 4.5L suggested in Table 1 should be reduced by not more than 25% for a given soil texture in the Clarion-Nicollet-Webster soil association in northern Iowa and southern Minnesota, or in other areas where soybean rotational concerns exist.

**Note:** Check the compatibility of Bicep 4.5L tank mixtures with Bladex before mixing in spray tank by using the procedure described under Application in Water or Fluid Fertilizers. Always use Unite (or an equivalent compatibility agent) at 2 pts./100 gals. when using Bladex 80W or Bladex 90WDG in tank mixtures with Bicep 4.5L. Compatibility testing is especially critical when using Bladex 80W or Bladex 90WDG combinations. Always add Bladex to the spray tank before Bicep 4.5L, regardless of which Bladex formulation is used.

Tank Mixtures of Bicep 4.5L Alone or Bicep 4.5L plus AAtrex, Bladex, Dual, or Princep, with Gramoxone Extra or Roundup for Minimum-Tillage or No-Tillage Systems

In minimum-tillage or no-tillage systems where corn is planted directly into a cover crop, stale seedbed, established sod, or previous crop residues, the contact herbicides Gramoxone Extra or Roundup should be tank mixed with Bicep 4.5L alone or with Bicep 4.5L plus AAtrex, Bladex, Dual, or Princep. When used as directed, the Gramoxone Extra portion of the tank mixture controls most emerged annual weeds and suppresses many perennial weeds. Roundup combinations will control emerged annual and perennial weeds when applied as directed on the Roundup label. The Bicep 4.5L portion of the tank mixture provides preemergence control of the weeds listed on this label in the Bicep 4.5L Alone section for corn. The addition of AAtrex, Bladex, Dual, or Princep offers the advantage indicated for each under "Conventional Tillage" above.

**Application:** Apply before, during, or after planting but before corn emerges, at the appropriate rate in Table 5. Up to 1 qt.

**BEST AVAILABLE COPY**

of AAtrex 4L (1.25 lbs. 30W or 1.1 lbs. Nine-O), or 2 qts. of Bladex 4L (2.5 lbs. 80W or 2.2 lbs. 90WDG), or 1/2 pt. of Dual, or 1 qt. of Princep 4L (1.25 lbs. 80W or 1.1 lbs. Caliber 90) per acre may be added to the rate of Bicep 4.5L recommended in Table 5. Add Gramoxone Extra or Roundup at the following broadcast rates:

Gramoxone Extra: 1.5-2.0, 2.0-2.5, 2.5-3.0 pts. per acre to 1-3 inches, 3-6 inches, or 6 inch tall weeds, respectively. Apply surfactant at 1 or 2 pts. per 100 gals. of spray mixture with 75% or greater or 50-74% nonionic active ingredient, respectively. This treatment will not control weeds taller than 6 inches.

Roundup: 1.5 qts. per acre for control of existing annual weeds, or 2-4 qts. per acre for existing perennial weeds. See the Roundup label for weeds controlled and recommended rates for specific weeds.

Apply in 20-60 gals. of water per acre with conventional spray equipment.

Tank Mixtures of Bicep 4.5L Alone or Bicep 4.5L plus AAtrex or Bladex, with 2,4-D or 2,4-D plus Banvel for Minimum-Tillage or No-Tillage Systems

In minimum-tillage or no-tillage systems where corn is planted directly into a cover crop, stale seedbed, established sod, or previous crop residues, Bicep 4.5L may be applied in combination with AAtrex or Bladex. When used as directed, the Bicep 4.5L portion of the tank mixture provides preemergence control of the weeds listed on this label in the Bicep 4.5L Alone section for corn. The addition of AAtrex or Bladex offers the advantage indicated for each under "Conventional Tillage" above.

Application: Apply Bicep 4.5L before, during, or after planting but before corn emerges, at the appropriate rate in Table 5. Up to 1 qt. of AAtrex 4L (1.25 lbs. 80W or 1.1 lbs. Nine-O) or 2 qts. of Bladex 4L (2.5 lbs. 80W or 2.2 lbs. 90WDG) per acre may be added to the rate of Bicep 4.5L recommended in Table 5.

Where heavy crop residues exist, add an appropriately-labeled 2,4-D amine or low volatile ester to the spray tank last and apply in a minimum of 25 gals. of carrier/A.

As carriers, nitrogen solutions and complete liquid fertilizers, applied before corn emergence, enhance burndown of existing weeds, and therefore are recommended instead of water. Add X-77 surfactant at 1-2 qts./100 gals. of diluted spray, or another surfactant cleared for use on growing crops at its recommended rate. Apply before weeds exceed 3 inches in height. If alfalfa is present, add Panvel to the spray mixture at 0.33-0.5 pt /A. and apply before alfalfa exceeds 6 inches in height.

**BEST AVAILABLE COPY**

For fields with existing sod grasses (e.g., bromegrass, orchard-grass, rye or timothy), when existing weeds exceed 3 inches in height or when very dry conditions exist, add Gramoxone Extra at the rate of 2.5 pts./A in place of or in addition to 2,4-D as indicated above. Do not apply Gramoxone Extra in suspension-type liquid fertilizer. Observe all directions for use, precautions and limitations on the respective product labels when applying these products in tank mix combination.

Note: When applying Bicep 4.5L and Bladex in tank mix combination, follow directions under "Conventional Tillage" above to ensure compatibility of these products in the tank mixture.

Table 5: Bicep 4.5L for Minimum-Tillage or No-Tillage Corn

Soil texture	Broadcast rate per acre
COARSE: Sand, loamy sand, sandy loam	2.4 qts.
MEDIUM: Loam, silt loam, silt	3.2 qts.
FINE: Sandy clay loam, silty clay loam, clay loam, sandy clay, silty clay, clay	3.2-4 qts.*
Muck or peat soils	DO NOT USE

\*For cocklebur, yellow nutsedge, and velvetleaf control on fine-textured soils above 3% organic matter, apply 4 qts. of Bicep 4.5L per acre.

Rotational Crops: Follow the crop rotation instructions in the Bicep 4.5L Alone section for corn.

Tank Mixture with Linuron for Control of Lambsquarters and Pigweed

For prolonged control of lambsquarters and pigweed in DE, MD, NJ, NY, PA, VA and WV, Bicep 4.5L may be applied preemergence in combination with linuron. Apply Bicep 4.5L according to the rates in Table 1 and linuron according to the rates below.

**BEST AVAILABLE COPY**

<u>Soil texture</u>	<u>Broadcast Rate Per Acre</u>
Sandy loam (1-3% organic matter)	.67 lb. linuron 50W*
Sandy loam (3-6% organic matter)	1.0 lb. linuron 50W*
Medium and fine-textured soils (1-6% organic matter)	1.0 lb. linuron 50W*

\*When using linuron L (4 lbs. a.i. per gallon), use equivalent rates. One pt. of linuron L equals one lb. of linuron wettable powder.

Follow instructions and precautions on the Bicep 4.5L and linuron labels when tank mixing these products.

Bicep 4.5L Combinations - Grain Sorghum (Seed treated with Concep)

Tank Mixtures of Bicep 4.5L with Gramoxone Extra or Roundup for Minimum-Tillage or No-Tillage Systems

In minimum-tillage or no-tillage systems where grain sorghum is planted directly into a cover crop, stale seedbed, established sod, or previous crop residues, the contact herbicides Gramoxone Extra or Roundup may be tank mixed with Bicep 4.5L. When used as directed, the Gramoxone Extra portion of the tank mixture controls most emerged annual weeds and suppresses many perennial weeds. Roundup combinations will control emerged annual and perennial weeds when applied as directed on the Roundup label. The Bicep 4.5L portion of the tank mixture provides preemergence control of the weeds listed on this label in the Bicep 4.5L Applied Alone section.

Refer to the label of each product used in combination and observe the planting details, restrictions, and all other precautions and limitations.

Application: Apply before, during, or after planting but before grain sorghum emerges, at the appropriate rate in Table 6. Add Gramoxone Extra or Roundup at the following broadcast rates:

Gramoxone Extra: 1.5-2.0, 2.0-2.5, 2.5-3.0 pts. per acre to 1-3 inches, 3-6 inches, or 6 inch tall weeds, respectively. Apply surfactant at 1 or 2 pts. per 100 gals. of spray mixture with 75% or greater or 50-74% nonionic active ingredient, respectively. This treatment will not control weeds taller than 6 inches.

Roundup: 1.5 qts. per acre for control of existing annual weeds, or 2-4 qts. per acre for existing perennial weeds. See the Roundup label for weeds controlled and recommended rates for specific weeds.

**BEST AVAILABLE COPY**

Apply in a minimum of 20 gals. of water per acre with conventional spray equipment.

Table 6: Bicep 4.5L for Minimum-Tillage or No-Tillage Grain Sorghum<sup>1</sup>- (Seed treated with Concep)

Soil texture	Organic matter	Broadcast rate per acre
COARSE: Sand, loamy sand, sandy loam	any level	DO NOT USE
MEDIUM AND FINE: Loam, silt loam, silt, sandy clay loam, clay loam, silty clay loam, sandy clay, silty clay, clay	less than 1%	DO NOT USE
	1-1.5%	2.4 qts.
	more than 1.5%	2.8-3.2 qts.

<sup>1</sup>Do not use in NM, OK, or TX except in northeast OK and Texas Gulf Coast and Blacklands areas. Do not apply preplant incorporated in AZ or the Imperial Valley of CA.

Rotational Crops: Follow the crop rotation instructions in the Bicep 4.5L Alone section.

Roadsides

To control certain annual weeds in established perennial grasses along roadsides in CO, KS, MT, NE, ND, SD, and WY, including barnyardgrass, cheatgrass (downy brome, chess), common (annual) broomweed, crabgrass, fall panicum, giant foxtail, goosegrass, green foxtail, little barley, medusahead, sagewort, tumble mustard, witchgrass, and yellow foxtail, broadcast 2 qts./A in a minimum of 10 gallons of water by ground equipment in the fall before ground freezes, or after thawing in the spring, but before the established grasses green-up and before weeds emerge.

Examples of desirable established grasses include big bluestem, bluegrama, bromegrass, buffalo grass, crested wheatgrass, Indiangrass, little bluestem, side-oats grama, switchgrass, and

**BEST AVAILABLE COPY**

western wheatgrass. Apply only once a year. Temporary discoloration or other form of injury to the desirable perennial grasses may occur following application.

Notes: (1) Keep off desirable flowers, ornamentals and shrubs. (2) Do not attempt to reseed treated roadsides with desirable perennial grasses for 12 months after application. To avoid illegal residues, (3) Do not cut or feed roadside grass, hay and (4) Do not allow livestock to graze treated areas.

### Storage and Disposal

#### Pesticide Disposal

##### Storage

Ground water contamination may be reduced by diking and flooring of permanent liquid bulk storage sites with an impermeable material.

Do not contaminate water, food or feed by storage or disposal, or cleaning of equipment. Open dumping is prohibited. Improper disposal of unused pesticide, spray mixture, or rinsate is a violation of federal law. Pesticide, spray mixture, or rinsate that cannot be used according to label instructions must be disposed of according to federal, state or local procedures. For guidance in proper disposal methods, contact your State Pesticide or Environmental Control Agency, or the Hazardous Waste Representative at the nearest EPA Regional Office.

##### Container Disposal

Do not reuse empty container. Triple rinse (or equivalent), puncture and dispose of in a sanitary landfill, or by incineration, or by open burning, if allowed by state and local authorities. If burned, keep out of smoke.

For minor spills, leaks, etc., follow all precautions indicated on this label and clean up immediately. Take special care to avoid contamination of equipment and facilities during cleanup procedures and disposal of wastes. In the event of a major spill, fire or other emergency, call 1-800-888-8372 day or night.

Precautionary Statements

Hazards to Humans and Domestic Animals

CAUTION

Harmful if swallowed, inhaled, or absorbed through the skin. Avoid breathing vapors or spray mists. Causes eye and skin irritation. May be a skin sensitizer. Avoid contact with eyes, skin or clothing. Wash thoroughly with soap and water after handling. Remove contaminated clothing and wash before reuse.

Users are required to wear long-sleeved shirts and long pants (or equivalent), chemical resistant gloves and waterproofed boots. In addition, persons involved in mixing/loading operations are required to use chemical resistant rubber or neoprene gloves and a face shield or goggles.

Statement of Practical Treatment:

If swallowed: Call a physician or Poison Control Center. Drink 1 or 2 glasses of water and induce vomiting by touching back of throat with finger. Do not induce vomiting or give anything by mouth to an unconscious person.

If in eyes: Flush eyes with plenty of water. Call a physician if irritation persists.

If on skin: Wash with plenty of soap and water. Get medical attention if irritation persists.

If inhaled: Remove victim to fresh air.

Note to Physician: There is no specific antidote. If swallowed, induce emesis or lavage stomach. The use of an aqueous slurry of activated charcoal should be considered.

Environmental Hazards

Do not apply directly to water, to areas where surface water is present, or to intertidal areas below the mean high water mark. Do not contaminate water when disposing of equipment wash waters. This pesticide contains atrazine, which has been shown to be toxic to aquatic invertebrates. Runoff and drift from treated areas may be hazardous to aquatic organisms in neighboring areas.

**BEST AVAILABLE COPY**



Ground Water and Surface Water Advisory

Bicep 4.5L contains both the active ingredients atrazine and metolachlor.

Atrazine can travel (seep or leach) through soil and can enter ground water which may be used as drinking water. Atrazine has been found in ground water. Users are advised not to apply atrazine to sand and loamy sand soils where the water table (ground water) is close to the surface and where these soils are very permeable, i.e., well-drained. Your local agricultural agencies can provide further information on the type of soil in your area and the location of ground water.

Metolachlor has been identified in limited sampling of ground water and there is the possibility that it may leach through the soil to ground water, especially where soils are coarse and ground water is near the surface. Following application and during rainfall events that cause runoff, metolachlor may reach surface water bodies including streams, rivers, and reservoirs.

Care must be taken when using this product to prevent back siphoning into wells, spills, or improper disposal of excess pesticide, spray mixtures, or rinsates.

Check valves or antisiphoning devices must be used on all mixing equipment.

This product may not be mixed/loaded or used within 50 feet of all wells including abandoned wells, drainage wells and sink holes.

AAtrex® trademark of CIBA-GEIGY for atrazine

Banvel® trademark of Velsicol Chemical Corporation

Basagran® trademark of BASF Company for bentazon

Bicep 4.5L® trademark of CIBA-GEIGY  
U.S. Patent No. 3,937,730 (metolachlor)

Bladex® trademark of Shell Chemical Company for cyanazine

Brominal® trademark of Union Carbide Corporation

Buctril® trademark of Rhone-Poulenc Chemical Company

Caliber® trademark of CIBA-GEIGY

Compex® trademark of KALO Agricultural Chemicals, Inc.

Concep® trademark of CIBA-GEIGY  
U.S. Patent No. 4,070,389

Dual® trademark of CIBA-GEIGY for metolachlor  
U.S. Patent No. 3,937,730

Gramoxone® trademark of ICI Americas for paraquat

Nine-O® trademark of CIBA-GEIGY

Princep® trademark of CIBA-GEIGY for simazine

Roundup® trademark of Monsanto Company for glyphosate herbicide

Unite® trademark of Hopkins Agricultural Chemical Company

X-77® trademark of Chevron Chemical Co.

©1991 CIBA-GEIGY Corporation

Agricultural Division  
CIBA-GEIGY Corporation  
Greensboro, North Carolina 27419

[GANNONC.LABELB]-Bicep 4.5L-DRAFT - 06/25/91

(Container Label)

FOR RETAIL SALE TO AND USE ONLY BY CERTIFIED APPLICATORS OR PERSONS UNDER THEIR DIRECT SUPERVISION, AND ONLY FOR THOSE USES COVERED BY THE CERTIFIED APPLICATOR'S CERTIFICATION.

THIS PRODUCT IS A RESTRICTED-USE HERBICIDE DUE TO GROUND WATER CONCERNS. USERS MUST READ AND FOLLOW ALL PRECAUTIONARY STATEMENTS AND INSTRUCTIONS FOR USE IN ORDER TO MINIMIZE POTENTIAL FOR ATRAZINE TO REACH GROUND WATER.

Bicep 4.5L

Herbicide

For weed control in corn and grain or forage sorghum

2 1/2 Gallons  
U.S. Standard Measure

Active Ingredients:

Atrazine: 2-chloro-4-ethylamino-6-isopropylamino-s-triazine .....	20.8%
Atrazine related compounds .....	1.1%
Metolachlor: 2-chloro-N-(2-ethyl-6-methylphenyl)-N-(2-methoxy-1-methylethyl) acetamide .....	27.5%
Inert Ingredients: .....	50.6%
Total:	100.0%

Bicep 4.5L contains 4.5 lbs. active ingredient per gallon.

KEEP OUT OF REACH OF CHILDREN.

CAUTION

Precautionary Statements

Hazards to Humans and Domestic Animals

CAUTION

Harmful if swallowed, inhaled, or absorbed through the skin. Avoid breathing vapors or spray mists. Causes eye and skin irritation. May be a skin sensitizer. Avoid contact with eyes, skin or clothing. Wash thoroughly with soap and water after handling. Remove contaminated clothing and wash before reuse.

Users are required to wear long-sleeved shirts and long pants (or equivalent), chemical resistant gloves and waterproofed boots. In addition, persons involved in mixing/loading operations are required to use chemical resistant rubber or neoprene gloves and a face shield or goggles.

Statement of Practical Treatment:

If swallowed: Call a physician or Poison Control Center. Drink 1 or 2 glasses of water and induce vomiting by touching back of throat with finger. Do not induce vomiting or give anything by mouth to an unconscious person.

If in eyes: Flush eyes with plenty of water. Call a physician if irritation persists.

If on skin: Wash with plenty of soap and water. Get medical attention if irritation persists.

If inhaled: Remove victim to fresh air.

Note to Physician: There is no specific antidote. If swallowed, induce emesis or lavage stomach. The use of an aqueous slurry of activated charcoal should be considered.

Environmental Hazards

Do not apply directly to water, to areas where surface water is present, or to intertidal areas below the mean high water mark. Do not contaminate water when disposing of equipment wash waters. This pesticide contains atrazine, which has been shown to be toxic to aquatic invertebrates. Runoff and drift from treated areas may be hazardous to aquatic organisms in neighboring areas.

Ground Water and Surface Water Advisory

Bicep 4.5L contains both the active ingredients atrazine and metolachlor.

Atrazine can travel (seep or leach) through soil and can enter ground water which may be used as drinking water. Atrazine has been found in ground water. Users are advised not to apply atrazine to sand and loamy sand soils where the water table (ground water) is close to the surface and where these soils are very permeable, i.e., well-drained. Your local agricultural agencies can provide further information on the type of soil in your area and the location of ground water.

Metolachlor has been identified in limited sampling of ground water and there is the possibility that it may leach through the

**BEST AVAILABLE COPY**

soil to ground water, especially where soils are coarse and ground water is near the surface. Following application and during rainfall events that cause runoff, metolachlor may reach surface water bodies including streams, rivers, and reservoirs.

Care must be taken when using this product to prevent back siphoning into wells, spills, or improper disposal of excess pesticide, spray mixtures, or rinsates.

Check valves or antisiphoning devices must be used on all mixing equipment.

This product may not be mixed/loaded or used within 50 feet of all wells including abandoned wells, drainage wells and sink holes.

Chemigation Prohibition

Do not apply this product through any type of irrigation system.

Container Disposal

Do not reuse empty container. Triple rinse (or equivalent), puncture and dispose of in a sanitary landfill, or by incineration, or by open burning, if allowed by state and local authorities. If burned, keep out of smoke.


See directions for use in attached booklet.

EPA Reg. No. 100-590  
EPA Est. 100-LA-1

Bicep ® trademark of CIBA-GEIGY  
U.S. Patent No. 3,937,730 (metolachlor)

©1991 CIBA-GEIGY Corporation

Agricultural Division  
CIBA-GEIGY Corporation  
Greensboro, North Carolina 27419



CGA

CIBA-GEIGY

December 5, 1983  
Revised January 31, 1984  
Revised December 10, 1984  
Revised May 6, 1985  
Revised October 17, 1985  
Revised June 15, 1986  
Revised June 15, 1987-  
Metolachlor Reg. Standard

Revised February 15, 1990  
Atrazine reductions  
Revised June 24, 1991  
name change to Bicep 4.5L

[GANNONC.LABELB] - Bicep 4.5L-DRAFT  
06/25/91