

DRAFT LABEL - EXCEPT BLOOM APPLICATION
GRAPEFRUIT/LEMONS/ORANGES

RESTRICTED USE PESTICIDE

FOR RETAIL SALE TO AND USE ONLY BY
CERTIFIED APPLICATORS OR PERSONS UNDER THEIR DIRECT
SUPERVISION, AND ONLY FOR THOSE USES COVERED BY THE
CERTIFIED APPLICATOR'S CERTIFICATION

Supracide® 2E
Insecticide-Miticide

For control of certain insects of alfalfa;
artichokes; certain citrus, fruits and nuts;
cotton; nursery stock; olives; safflowers;
sunflowers; sorghum; and tobacco

30 Gallons
U.S. Standard Measure

Active Ingredients:

Methidathion: 0,0-dimethyl phosphorodithioate,
S-ester with 4-(mercaptomethyl)-2-methoxy-
Δ²-1,3,4-thiadiazolin-5-one 24.4%

Inert Ingredients: 75.6%

Total: 100.0%

Supracide 2E contains 2 lbs.
active ingredient per gal.

Keep Out of Reach of Children.

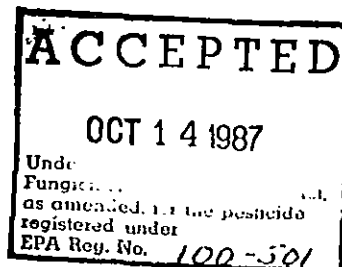
DANGER

See additional precautionary statements
left of container seam.

PELIGRO

PRECAUCION AL USUARIO:
Si usted no lee inglés, no
use este producto hasta que
la etiqueta haya sido
explicado ampliamente.

EPA Est. 100-AL-1
EPA Reg. No. 100-501
Control No. 52340



See directions for use on panel
at right.

CIBA-GEIGY


DIRECTIONS FOR USE AND CONDITIONS OF SALE AND WARRANTY

IMPORTANT: Read the entire Directions for Use and the Conditions of Sale and Warranty before using this product.

Conditions of Sale and Warranty

The Directions for Use of this product reflect the opinion of experts based on field use and tests. The directions are believed to be reliable and should be followed carefully. However, it is impossible to eliminate all risks inherently associated with use of this product. Crop injury, ineffectiveness, or other unintended consequences may result because of such factors as weather conditions, presence of other materials, or the manner of use or application all of which are beyond the control of CIBA-GEIGY or the Seller. All such risks shall be assumed by the Buyer.

CIBA-GEIGY warrants that this product conforms to the chemical description on the label and is reasonably fit for the purposes referred to in the Directions for Use subject to the inherent risks referred to above. CIBA-GEIGY makes no other express or implied warranty of Fitness or Merchantability or any other express or implied warranty. In no case shall CIBA-GEIGY or the Seller be liable for consequential, special, or indirect damages resulting from the use or handling of this product. CIBA-GEIGY and the Seller offer this product, and the Buyer and user accept it, subject to the foregoing Conditions of Sale and Warranty, which may be varied only by agreement in writing signed by a duly authorized representative of CIBA-GEIGY.



DIRECTIONS FOR USE

It is a violation of federal law to use this product in a manner inconsistent with its labeling.

FAILURE TO FOLLOW THE DIRECTIONS FOR USE AND PRECAUTIONS ON THIS LABEL MAY RESULT IN POOR INSECT AND MITE CONTROL, CROP INJURY, AND/OR ILLEGAL RESIDUES.

General Information

Supracide 2E is an emulsifiable concentrate which when applied according to the Directions for Use will control certain insect pests and mites on agricultural crops.

Wear protective clothing as described in the USDA/EPA Guide for Commercial Applicators during the preparation of the spray mixture and during application.

Do not apply this product in such a manner as to directly or through drift expose workers or other persons except those knowingly involved in the application. Do not treat while unprotected humans or domestic animals are present in the treatment area.

Reentry Statement

Thirty days must elapse between the time of application in grapefruit, lemon, and orange groves and the time a worker enters the grove without appropriate protective clothing to engage in any activity requiring substantial contact with treated foliage.

On other crops, two days must elapse between the time of application and the time a worker enters the treated field without wearing protective clothing as described above, for applicators to engage in any activity requiring substantial contact with treated foliage. Between 3 and 7 days following application, personnel reentering fields where there is an opportunity for significant contact with treated foliage should wear clothing which has long sleeves and long pants. Wash thoroughly before eating and at the end of each day's operation. Change and wash clothes daily.

Because certain states may require more restrictive reentry intervals for various crops treated with this product, consult your State Department of Agriculture for further information.

Written or oral warnings must be given to workers who are expected to be in a treated area or in an area about to be treated with this product. Oral warnings must inform workers of areas or fields that may not be entered without specific protective clothing until the intervals stated above have elapsed, and appropriate actions to take in case of accidental exposure, as described under Precautionary Statements on this label. When oral warnings are given, warnings shall be given in a language customarily understood by workers. Oral warnings must be given if there is reason to believe that written warnings cannot be understood by workers. Written warnings must include the following information: "DANGER. Area treated with Supracide 2E on (date of application). Do not enter without appropriate protective clothing until (date based on intervals stated above). In case of accidental exposure, flush eyes or skin with plenty of water. Call physician if irritation persists. Remove and wash contaminated clothing before reuse."

Mixing Procedures

(1) Be sure sprayer is clean; if it is contaminated with any material, crop injury or sprayer clogging may result. (2) Fill tank 1/4-1/2 full with clean water, and start agitation. (3) Be certain that the agitation system is working properly and creates a rippling or rolling action on the liquid surface. (4) Add Supracide to the tank. Then add tank mix ingredients. (5) Complete filling tank, maintaining sufficient agitation at all times to ensure surface action. This applies to both spray and nurse tanks. (6) Do not leave tank mixtures in the tank without adequate agitation. Always maintain agitation to avoid separation and buildup of residues. If a residue starts to build up in tank, drain and clean with strong detergent and ammonia solution and rinse thoroughly with clean water. (7) Immediately after use, clean sprayer thoroughly by flushing system with water containing a detergent and rinse with clean water.

Alfalfa (Pure Stands or Stands Containing Clover or Grass)

Apply at the rates listed below in a minimum of 10 gals. of water per acre with ground equipment or 2 gals. of water per acre by air. For alfalfa weevil and Egyptian alfalfa weevil control, make foliar applications to standing alfalfa when 20-30% of the growing tips show insect feeding damage. Make stubble applications immediately following a cutting. For other insects listed on alfalfa, apply when insects first appear. Make no more than one stubble application and no more than one foliage application per cutting. Use the lower rate for light infestations and the higher rate for moderate to heavy infestations.

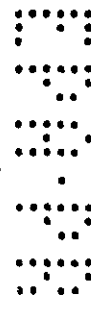



Table 1: Alfalfa - Rates Per Acre

Insects Controlled	Northeastern States	Southern States	California	Pacific Intermountain States Excluding CA
Alfalfa weevil	2-4 pts.	3-4 pts.	2 pts.	2-4 pts.
Aphids	2-4 pts.	3-4 pts.	2 pts.*	2-4 pts.
Egyptian alfalfa weevil	---	---	2 pts.*	2-4 pts.
Grass scale (<u>Eriococcus insignis</u>)	---	---	---	4 pts. (Washington only)
Lygus	---	---	2 pts.	2-4 pts.
Leafhoppers	2-4 pts.	2-4 pts.	2 pts.	2-4 pts.
Spittlebugs	2-4 pts.	---	---	---

*Egyptian alfalfa weevil and pea aphid: (California only) Use 1-2 pts. where integrated control is practiced. Apply as above. When Egyptian alfalfa weevil larval counts exceed 20 per sweep, use the 2 pts. rate only.



Note: To avoid injury to pollinating insects, do not apply during bloom. To avoid illegal residues, do not apply within 14 days of cutting, grazing, or feeding to livestock.

Almonds


Dilute and Concentrate Sprays

Peach twig borer, San Jose scale, brown almond mite: Apply during the dormant or delayed dormant period, or as a cover spray. Mix a dilute spray at the rate of 2 pts. per 100 gals. of water and apply 300-600 gals. per acre. If applying as a concentrate spray*, apply 6-12 pts. per acre in a minimum of 50 gals. of water per acre.

When concentrate applications are made, proper equipment must be used to obtain uniform coverage.

Aerial Sprays

Peach twig borer, San Jose scale: Apply during the dormant or delayed dormant period and use 6-12 pts. per acre as an aerial spray* in a minimum of 20 gals. of spray per acre. Spray swath should be no wider than the distance between the tree rows or the length of the spray boom.



EPA-registered oils may be added to the Supracide spray mixture in the dormant/delayed dormant period. Do not use more than 1.5 gals. of oil per 100 gals. spray as a dilute spray or 6 gals. of oil per acre as a concentrate spray or 5 gals. of oil per acre as an aerial spray.

*The rate of Supracide for concentrate and aerial sprays is based on a dilute spray with conventional ground equipment. A dilute spray is considered to be 300-600 gals. per acre. This amounts to a minimum of 6 pts. and a maximum of 12 pts. of Supracide per acre.

Note: To avoid illegal residues, 1) Do not make more than one application during the dormant or delayed dormant period nor more than one cover spray each season. 2) Do not apply within 80 days of harvest. 3) Do not graze treated areas or feed cover crops grown in treated areas to livestock.


Precaution: Apply the dormant/delayed dormant application before any blossoms open, or injury may occur. Do not combine with oils in the cover spray, or injury or excessive residues may occur. The cover spray of Supracide may be slightly phytotoxic on some almond varieties.

Artichokes

Apply in a minimum of 50 gals. of water with ground equipment or a minimum of 10 gals. of water by air. Begin applications when insects appear in newly planted fields or when shoots emerge following complete cutback of the plants. Continue applications at 14 day intervals until buds begin to appear. Do not plant crops except those listed on this label within one year after last application.

Artichoke plume moth, chrysanthemum leafminer: Apply 4 pts. per acre.

Note: To avoid illegal residues, 1) Do not apply after buds begin to form. 2) Avoid application under conditions which favor drift to adjacent artichoke fields where buds are present. 3) Do not exceed a total of 8 applications per crop cycle.



Cotton

Apply in a minimum of 10 gals. of water with ground equipment or in a minimum of 3 gals. of water by air unless otherwise specified.

Spider mites, boll weevil, bollworm: Apply 4 pts. per acre. Repeat applications at 5-7 day intervals if necessary.

Lygus bug: (Arizona, California only) Apply 2-4 pts. per acre. Use the low rate for light to moderate infestations and the high rate for moderate to heavy infestations. Repeat applications if necessary.

Pink bollworm: (Arizona, California only) Apply 2 pts. per acre. Repeat applications at 5-7 day intervals if necessary.

Bandedwing whitefly: (mid-South and southeast United States only) Apply 1-2 pts. per acre. Use the low rate for light to moderate infestations and the high rate for moderate to heavy infestations. Repeat applications if necessary.

Note: To avoid illegal residues, 1) Do not apply more than 16 pts. per acre during any one growing season. 2) Do not apply within 14 days of harvest. 3) Do not apply more than the 2 pt. per acre rate to open bolls. 4) Do not graze treated cotton plants or feed gin trash to livestock.

Deciduous Fruit

Dilute and Concentrate Sprays

See Table 2 for specific crops and insects. Apply during the dormant or delayed dormant period. Use a rate of 1-2 pts. per 100 gals. of water as a dilute spray (300-600 gals. per acre) or a rate of 3-12 pts. per acre as a concentrate spray* (a minimum of 50 gals. of water per acre). The lower rates may be used for light infestations and the higher rates for moderate to heavy infestations. For rates less than 2 pts. of Supracide per 100 gals., tank mix with an EPA-registered oil.

When concentrate applications are made, proper equipment must be used to obtain uniform coverage.




Table 2: Deciduous Fruits

Crop	Insects
Apples	San Jose scale, rosy apple aphid
Cherries, pears	San Jose scale
Nectarines, peaches, plums, prunes	Peach twig borer, San Jose scale, Green peach aphid ¹
Apricots	Peach twig borer
Pear†	Pear psylla ²

†California only.

¹For green peach aphid, use 8 pts. Supracide + 4 gals. oil per acre or 12 pts. Supracide per acre alone.

²For pear psylla, use 8-12 pts. Supracide + 4-6 gals. oil in a minimum of 100 gals. total spray per acre.

Aerial Sprays

See Table 3 for specific crops and insects. Apply during the dormant or delayed dormant period and use 3-12 pts. per acre as an aerial spray* in a minimum of 20 gals. total spray per acre. Spray swath should be no wider than the distance between the tree rows or the length of the spray boom. The lower rates may be used for light infestations and the higher rates for moderate to heavy infestations. For rates less than 2 pts. of Supracide per 100 gals., tank mix with an EPA-registered oil.



Table 3: Deciduous Fruits (Continued)

Crop	Insects
Apples	San Jose scale, rosy apple aphid
Peaches, plums, prunes, nectarines, apricots	Peach twig borer, San Jose scale
Cherries, pears	San Jose scale

EPA-registered oils may be added to the Supracide spray mixture in the dormant/delayed dormant period. Do not use more than 1.5 gals. of oil per 100 gals. spray as a dilute spray or 6 gals. of oil per acre as a concentrate spray or 5 gals. of oil per acre as an aerial spray.

*The rate of Supracide for concentrate and aerial sprays is based on a dilute spray with conventional ground equipment. A dilute spray is considered to be 300-600 gals. per acre. This amounts to a minimum of 3 pts. and a maximum of 12 pts. of Supracide per acre.

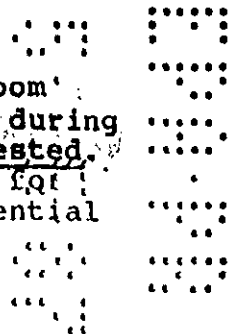
Note: To avoid illegal residues, 1) Apply before any blossoms open or injury may occur. 2) Do not graze treated areas or feed cover crops grown in treated areas to livestock.

Precaution: Do not use Supracide on Red Beaut plums.

Grapefruit and Oranges

Supracide Alone:

Apply the recommended rates any time except during the bloom period or within 14 days of harvest. Preferred timing is during the immediate post bloom period, before fruit becomes infested. Use the low rate for light infestations and the high rate for moderate to heavy infestations. Thorough coverage is essential for good control.



Make no more than 2 applications per growing season and allow at least 45 days between applications. Severe infestations may require 2 treatments.

California red scale: (Arizona and California only) Apply 1-2 pts. per 100 gals. of water.

Black scale: (California only) Apply 1-2 pts. per 100 gals. of water.

Chaff, Glovers, purple, snow yellow scale, and mealybug: (Florida only) Apply 1/2-2 pts. per 100 gals. of water.

Black scale, whiteflies, and citrus blackfly: (Florida only) Apply 1-2 pts. per 100 gals. of water.

Brown soft, California red, chaff scale, and mealybug: (Texas only) Apply 1/2-2 pts. per 100 gals. of water.

The minimum amount of Supracide applied per acre is dependent upon the number of trees per acre and upon tree height. See example below.

Example: Mature trees of normal foliage require a minimum of 5 gals. of spray plus one additional gallon for each foot of tree height for adequate coverage. Eighty trees per acre 20 feet tall require $80 \times 25 = 2,000$ gals. of dilute spray per acre.


Note: To avoid illegal residues, 1) Do not apply more than 40 pts. per acre. 2) Do not graze treated areas. 3) Make no more than 2 applications per growing season nor apply within 14 days of harvest.

Tank Mixture with Acaraben® 4E:

Dilute ground-applied tank mix applications of Supracide 2E plus Acaraben 4E may be made in Florida and Texas on grapefruit and oranges. Observe all limitations, precautions, and rate recommendations which appear in the Acaraben 4E and Supracide 2E labels.

Supracide Plus Oil:

In Florida and Texas, EPA-registered citrus spray oils at rates of 2-4 qts. per 100 gals. of water may be tank mixed with Supracide following the rates and timing listed above for Supracide alone.



In California, EPA-registered citrus spray oils at rates listed below may be tank mixed with Supracide. See the above directions for rates and timing. A rate of 1/2 pt. of Supracide per 100 gals. of water may be used if tank mixed with oil.

<u>Type of oil</u>	<u>Amount per 100 gals. of water</u>
Light - medium grade	1.6 - 1.8 gal.
Medium grade	1.6 - 1.8 gal.
Narrow - range 415 grade	1.2 - 1.4 gal.

For further details, consult the current University of California Citrus Treatment Guide.

Note: To avoid illegal residues, 1) Do not apply more than 40 pts. of Supracide per acre in any one season. 2) Do not graze treated areas. 3) Make no more than 2 applications with oil per growing season nor apply within 60 days of harvest.

Lemons

Supracide Alone:

Apply the recommended rates any time except during the bloom period or within 14 days of harvest. Preferred timing is during the immediate post bloom period, before fruit become infested. Use the low rate for light infestations and the high rate for moderate to heavy infestations. Thorough coverage is essential for good control.

Make no more than 2 applications per growing season and allow at least 45 days between applications. Severe infestations may require 2 treatments.

California red scale: (Arizona and California only) Apply 1-2 pts. per 100 gals. of water.

Black scale: (California only) Apply 1-2 pts. per 100 gals. of water.

Whiteflies, citrus blackfly, mealybug, scale (includes black, chaff, Glovers, purple, snow, and yellow): (Florida only) Apply 1-2 pts. per 100 gals. of water.

The minimum amount of Supracide applied per acre is dependent upon the number of trees per acre and on the tree height. See example in Grapefruit and Oranges section.

Note: To avoid illegal residues, 1) Do not apply more than 40 pts. per acre per season. 2) Do not graze treated areas. 3) Do not apply within 14 days of harvest.

Supracide Plus Oil:

See above directions for application and pests controlled. Apply a maximum of 1 pt. of Supracide per 100 gals. of water.

EPA-registered citrus spray oils at rates of 1/2-1 gal. per 100 gals. of water may be tank mixed with Supracide in Florida. Use the following rates of oil in California:

<u>Type of oil</u>	<u>Amount per 100 gals. of water</u>
Light - medium grade	1.6 - 1.8 gal.
Medium grade	1.6 - 1.8 gal.
Narrow - range 415 grade	1.2 - 1.4 gal.


For further details, consult the current University of California Citrus Treatment Guide.

Note: To avoid illegal residues, 1) Do not apply more than one application of Supracide per growing season, or exceed 10 pts. per acre per season, if tank mixed with oil. 2) Do not apply tank mix with oil within 60 days of harvest. 3) Do not graze treated areas.

Mangoes

Apply during the postharvest to bloom stage with ground equipment in 100 gals. of spray mixture per acre. Spray foliage to thoroughly wet upper and lower leaf surfaces. Repeat as needed at 3 week intervals.

False oleander scale, Pseudaulacaspis cockerelli (cooley):
Apply 1/2-1 pt. and 0.5% oil per acre.



Note: To avoid illegal residues, 1) Do not exceed 5 applications per season. 2) Do not graze or feed cover crops from treated groves.

Nursery Stock (For Professional Use Only)

Apply at the rate listed below in a thorough cover spray to runoff. Thorough coverage and timing of application are essential for effective control.

Apply once per season after scale crawlers have hatched. Apply either in early spring, April-May (when lilac is in full bloom), for spring-generation crawlers, or in summer, June-July, for second generation summer crawlers. The summer spray will also control pine tortoise scale if present (when golden chain tree is blooming).

Pine needle scale: (Scotch, Mugho, and Red Pines, northeast U.S. and Ohio) Apply 2 pts. per 100 gals. of water.

Olives

Apply once during the postharvest or prebloom season at the rate listed below as a full cover spray in a minimum of 400 gals. of water per acre. Supreme or superior type oil may be added to the spray mixture at the rate of 1-1.5 gals. per 100 gals. of water.


Black scale: Apply 2 pts./100 gals.

Note: To avoid illegal residues, 1) Do not apply more than 12 pts. per acre per year. 2) Do not apply after buds break. 3) Do not graze treated areas or feed cover crops grown in treated areas to livestock.

Pecans (Southeastern U.S. Only)

Apply the appropriate rate listed below as a foliar or full cover spray in sufficient water for thorough coverage.

Yellow pecan aphid: Apply 2 pts. per 100 gals. and repeat as necessary at 14-21 day intervals.



Hickory shuckworm and pecan serpentine leafminer: Apply 2-4 pts. per 100 gals. when insects first appear or leafminer damage first appears and repeat as necessary at 14-21 day intervals. Use the 4 pt. per 100 gals. rate when infestations are heavy.

Precaution: Do not tank mix Supracide with Cyprex® as phytotoxicity may result.

Note: To avoid illegal residues, 1) Do not apply within 60 days of harvest. 2) Do not graze treated areas.

Safflowers

Apply in a minimum of 20 gals. of water by ground equipment or in a minimum of 5 gals. of water by air.

Lygus bugs and thrips: Apply 2 pts. per acre. Begin applications either at bud stage, 12-14 days before onset of bloom, or as infestations develop. Additional applications can be made on a 7-14 day schedule or as further infestations develop.

Note: To avoid illegal residues, 1) Do not apply within 28 days of harvest. 2) Do not make more than three applications per year. 3) Do not graze treated areas.

Sunflowers

Apply 2 pts. per acre. Make ground application in a minimum of 10 gals. of water per acre; aerial application in a minimum of 5 gals. of water per acre. Thorough coverage of the heads is necessary. One to three applications may be made on a 7-day schedule. The number of applications will be determined by the severity of the infestations.

Stem weevil*: Begin applications in early season at vegetative stage 2.3 (third alternate leaf developed) to vegetative stage 3.1 (inflorescence head visible but tightly surrounded by young leaves).

Sunflower moth, seed weevil**, banded sunflower moth, and sunflower maggot complex: Begin applications at the onset of bloom as the infestations develop.

Sunflower seed midge: Begin applications during early bud development.

*Cylindrocopturus adpersus and Apion occidentalis.

**Smicronyx fulvus and Smicronyx sordidus.



Note: To avoid illegal residues, 1) Do not apply within 50 days of harvest. 2) Do not graze treated areas or feed treated forage to livestock.

Grain Sorghum Grown for Forage and Grain (Colorado, Kansas, Oklahoma, and Texas Only)

Apply in a minimum of 10 gals. of water per acre with ground equipment or 2 gals. of water per acre by air. Up to three applications may be made on a 10-14 day schedule. The number of applications will be determined by the severity of the infestation.

Banks grass mite, sorghum greenbug: Apply 2 pts. per acre.

Precaution: Application may result in phytotoxicity to certain sorghum varieties. This phytotoxicity is a temporary spotting, reddening, or chlorosis of the leaves.

Note: To avoid illegal residues, do not apply within 30 days of harvesting or feeding to livestock.

Tobacco

Apply at the rates listed below in a minimum of 25 gals. of water per acre when insects appear. Apply 1-3 repeat applications on a 7-14 day interval as needed.

Flea beetles, hornworms: Apply 2-3 pts. per acre.

Budworms: Apply 4 pts. per acre.

Precaution: When applying Supracide with hand sprayers, avoid concentrating the spray in the bud area since phytotoxicity may occur. Do not apply Supracide to tobacco plants which are under stress as injury may occur.

Note: Do not apply in mixture with other pesticides or within 3 days of tobacco harvest.

Walnuts

Dilute and Concentrate Sprays

Walnut scale, frosted scale, Italian pear scale: Apply during the dormant or delayed dormant period or as a cover spray when crawlers appear.

Codling moth, walnut aphid: Apply as a cover spray according to moth activity or when aphids appear.

Use a rate of 2 pts. per 100 gals. of water as a dilute spray (400 gals. per acre), or a rate of 8 pts. per acre as a concentrate spray* (a minimum of 100 gals. of water per acre).

When concentrate applications are made, proper equipment must be used to obtain uniform coverage. If scale infestations are severe, dilute applications should be used.

Aerial Sprays

Walnut scale, frosted scale: Apply during the dormant or delayed dormant period and use 8 pts. per acre as an aerial spray* in a minimum of 20 gals. of spray per acre. Spray swath should be no wider than the distance between the tree rows or the length of the spray boom.

EPA-registered oils may be added to the Supracide spray mixture in the dormant/delayed dormant period. Do not use more than 1 gal. of oil per acre in concentrate and aerial sprays or 4 gals. of oil per acre in dilute sprays.

*The rate of Supracide for concentrate and aerial sprays is based on a dilute spray with conventional ground equipment. A dilute spray is considered to be 400 gals. per acre. This amounts to 8 pts. of Supracide per acre.

Note: To avoid illegal residues, 1) Make no more than one application during the dormant or delayed dormant period nor more than two cover sprays each season. 2) Do not apply within 7 days of harvest. 3) Do not graze treated areas or feed cover crops grown in treated areas to livestock.

Precaution: Do not add oil to Supracide sprays to walnuts in southern or central California or to trees that may be subject to stress due to drought, drying winds, disease, or severe insect infestations.

Storage and Disposal

Do not contaminate water, food, or feed by storage or disposal.

(For all except bulk):

Storage: Store at temperatures above 40°F. Crystals may form at lower storage temperatures. If this occurs, place the product in a warm room (68°F or above) and roll or shake the container at frequent intervals until all crystals are dissolved.

(For bulk):

Storage: Store at temperatures above 40°F. Crystals may form at lower storage temperatures. If this occurs, crystals will dissolve if product is placed in a warm environment (68°F or above) and recirculated.

(For all except bulk):

Pouring the product through a 50-mesh or finer screen will indicate adequacy of or need to repeat above procedure. Do not store near food, feed, or fertilizer. Do not use or store in or around the home.

Pesticide and Container Disposal: Pesticide wastes are acutely hazardous. Improper disposal of unused pesticide, spray mixture, or rinse water is a violation of federal law. If these wastes cannot be used according to label instructions, contact your State Pesticide or Environmental Control Agency, or the Hazardous Waste representative at the nearest EPA Regional Office for guidance in proper disposal methods.

(5 & 30 gal.):

Triple rinse container (or equivalent) and offer for recycling or reconditioning, or puncture and dispose of in a sanitary landfill, or by other procedures approved by state and local authorities.

(For 2 1/2 gal.):

Triple rinse container (or equivalent) and offer for recycling or reconditioning, or puncture and dispose of in a sanitary landfill, by incineration, or if allowed by state and local authorities, by burning. Stay out of smoke from burning containers.

(For bulk):

Thoroughly clean container before reuse.

(For all except bulk):

For minor spills, leaks, etc., follow all precautions indicated on this label and clean up immediately. Take special care to avoid contamination of equipment and facilities during cleanup procedures and disposal of wastes. In the event of a major spill, fire or other emergency, call (919) 292-7100 day or night.

Precautionary Statements

Hazards to Humans and Domestic Animals

DANGER

Corrosive. Causes irreversible eye damage. May cause skin irritation. Do not get in eyes, on skin, or on clothing. Wear goggles or face shield and rubber gloves when mixing. May be harmful or fatal if swallowed or absorbed through skin. Do not breathe vapor or spray mist. Prolonged or repeated inhalation may be harmful. Wear a mask or pesticide respirator jointly approved by the Mining Enforcement Safety Administration (MESA) or the National Institute for Occupational Safety and Health (NIOSH) during periods of prolonged or repeated use. Wash thoroughly with soap and water after handling and before eating, drinking, or smoking. Remove contaminated clothing and wash before reuse or if not washable, discard. Keep out of reach of children and domestic animals.

Statement of Practical Treatment

If in eyes: Flush with plenty of water. Get medical attention immediately.

If swallowed: Call a physician or poison control center immediately. DO NOT INDUCE VOMITING UNLESS NO OTHER TREATMENT IS AVAILABLE. Vomiting may cause aspiration pneumonia. If it is necessary to induce vomiting, do so under medical supervision. Give victim one or two glasses of water and insert finger in back of throat. Repeat until vomit fluid is clear. Do not induce vomiting or give anything by mouth to an unconscious person.

If on skin: Remove contaminated clothing and wash skin with plenty of soap and water. Get medical attention.

If inhaled: Remove victim to fresh air. If not breathing, give artificial respiration, preferably mouth-to-mouth unless exposure was due to swallowing; then use cardiopulmonary resuscitation (CPR). Get medical attention.

Continued ... 20

Note to physician: Lavage stomach with care to prevent aspiration into lung. After lavage, instill and leave 30 gm. activated charcoal in 3-4 oz. water. Atropine sulfate and 2-PAM are specific antidotes. Morphine, theophylline, aminophylline, and large amounts of intravenous fluids are contraindicated.

Environmental Hazards

This product is toxic to fish, birds, and other wildlife. Do not apply directly to lakes, streams, ponds, or wetlands. Do not apply where runoff is likely to occur, as runoff from treated areas may be hazardous to aquatic organisms in neighboring areas. Do not apply when weather conditions favor drift from treated areas. Do not contaminate any body of water by cleaning of equipment or disposal of wastes. Apply this product only as specified on this label. This pesticide is highly toxic to bees exposed to direct treatment or to residues remaining on the treated area. Do not apply when bees are actively visiting the crop, cover crop, or weeds blooming in the treatment area. Applications should be timed to provide the maximum possible interval between treatment and the next period of bee activity.

Physical and Chemical Hazards

Do not use, pour, spill, or store near heat or open flame.

Supracide® trademark of CIBA-GEIGY for methidathion

Acaraben® trademark of CIBA-GEIGY for chlorobenzilate

Cyprex® trademark of American Cyanamid for dodine

©1987 CIBA-GEIGY Corporation

Agricultural Division
CIBA-GEIGY Corporation
Greensboro, North Carolina 27419

