

100-497

5/11/2009

10042



UNITED STATES ENVIRONMENTAL PROTECTION AGENCY  
WASHINGTON, D.C. 20460

OFFICE OF  
PREVENTION, PESTICIDES AND  
TOXIC SUBSTANCES

Pat Dinnen  
Regulatory Specialist  
Syngenta Crop Protection, Inc.  
P.O. Box 18300  
Greensboro, NC 27419

MAY 1 2009

SUBJECT: Applications for Pesticide Notification – Amending the Storage and Disposal Section per  
PR Notice 2007-4  
AAAtrex® 4L Herbicide  
Bicep II Magnum® Herbicide  
Bicep Lite II Magnum® Herbicide  
Expert® Herbicide  
Boundary® 6.5EC Herbicide  
Applications Dated March 30, 2009

EPA Reg. No. 100-497  
EPA Reg. No. 100-817  
EPA Reg. No. 100-827  
EPA Reg. No. 100-1161  
EPA Reg. No. 100-1162

Dear Ms. Dinnen:

The Agency is in receipt of your Applications for Pesticide Notification under Pesticide Registration Notice (PRN) 2007-4 for the above products. The Registration Division (RD) has conducted a review of these requests for their applicability under PRN 2007-4 and finds that the actions requested fall within the scope of PRN 2007-4. The labels submitted with the applications are considered “acceptable”, date stamped “Notification”, and will be placed in our records.

Please be reminded that 40 CFR Part 156.140(a)(4) requires that a batch code, lot number, or other code identifying the batch of the pesticide distributed and sold be placed on nonrefillable containers. The code may appear either on the label (and can be added by non-notification/PR Notice 98-10) or durably marked on the container itself.

If you have any questions, please call me directly at 703-305-6249 or Terri Stowe of my staff at 703-305-6117.

Sincerely,

Linda Arrington  
Notifications & Minor Formulations Team Leader  
Registration Division (7505P)  
Office of Pesticide Programs

2042

---(Front Cover of 2.5 gal. and Bulk Booklets)---

**RESTRICTED USE PESTICIDE**  
**(GROUND AND SURFACE WATER CONCERNS)**  
**FOR RETAIL SALE TO AND USE ONLY BY CERTIFIED APPLICATORS OR**  
**PERSONS UNDER THEIR DIRECT SUPERVISION, AND ONLY FOR THOSE USES**  
**COVERED BY THE CERTIFIED APPLICATOR'S CERTIFICATION. THIS PRODUCT**  
**IS A RESTRICTED-USE HERBICIDE DUE TO GROUND AND SURFACE WATER**  
**CONCERNS.**  
**USERS MUST READ AND FOLLOW ALL PRECAUTIONARY STATEMENTS AND**  
**INSTRUCTIONS FOR USE IN ORDER TO MINIMIZE POTENTIAL FOR ATRAZINE TO**  
**REACH GROUND AND SURFACE WATER.**

GROUP	<b>5</b>	HERBICIDE
-------	----------	-----------

AAtrex® 4L  
Herbicide

For season-long weed control in corn, sorghum, and certain other crops

**Active Ingredients:**

Atrazine: 2-chloro-4-ethylamino-6-isopropylamino-s-triazine .....	42.6%
Related Compounds.....	0.9%
Other Ingredients:	56.5%
Total:	100.0%

AAtrex 4L contains 4 lbs. active ingredients per gallon.  
Shake well before using.

**KEEP OUT OF REACH OF CHILDREN.**

**CAUTION**


See additional precautionary statements and directions for use inside booklet.

EPA Reg. No. 100-497

EPA Est. 100-LA-001 [2.5 gallon only]

2.5 gallons [2.5 gallon only]  
Net Contents

SCP 497A-L38RR 0408 [2.5 gallon, Product ID 50250]  
SCP 497A-L44MM 0408 [Bulk, Product ID 78965]



<b>FIRST AID</b>	
<b>If in eyes</b>	<ul style="list-style-type: none"> <li>• Hold eye open and rinse slowly and gently with water for 15-20 minutes.</li> <li>• Remove contact lenses, if present, after the first 5 minutes, then continue rinsing eye.</li> <li>• Call a poison control center or doctor for treatment advice.</li> </ul>
<b>If swallowed</b>	<ul style="list-style-type: none"> <li>• Call a poison control center or doctor immediately for treatment advice.</li> <li>• Have person sip a glass of water if able to swallow.</li> <li>• Do not induce vomiting unless told to do so by a poison control center or doctor.</li> <li>• Do not give anything by mouth to an unconscious person.</li> </ul>
<b>If inhaled</b>	<ul style="list-style-type: none"> <li>• Move person to fresh air.</li> <li>• If person is not breathing, call 911 or an ambulance, then give artificial respiration, preferably by mouth-to-mouth, if possible.</li> <li>• Call a poison control center or doctor for treatment advice.</li> </ul>
<b>If on skin or clothing</b>	<ul style="list-style-type: none"> <li>• Take off contaminated clothing.</li> <li>• Rinse skin immediately with plenty of water for 15-20 minutes.</li> <li>• Call a poison control center or doctor for treatment advice.</li> </ul>
<p>•</p>	
<p>Have the product container or label with you when calling a poison control center or doctor or going for treatment.</p>	
<p><b>HOT LINE NUMBER</b></p> <p>For 24 Hour Medical Emergency Assistance (Human or Animal) or            Chemical Emergency Assistance (Spill, Leak, Fire, or Accident),            Call  <b>1-800-888-8372</b></p>	

---

**PRECAUTIONARY STATEMENTS**

---

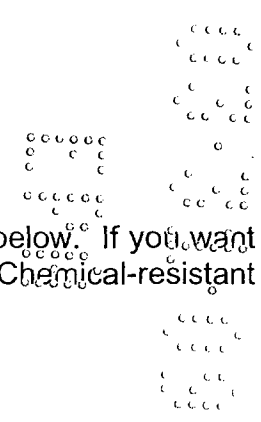
**Hazards to Humans and Domestic Animals**

**CAUTION**

Causes moderate eye irritation. Avoid contact with skin or clothing.

**Personal Protective Equipment (PPE)**

Some materials that are chemical-resistant to this product are listed below. If you want more options, follow the instructions for Category A on an EPA Chemical-resistant Category Selection Chart.



**Applicators using spray equipment mounted on their backs must wear:**

- Coveralls over long-sleeved shirt and long pants,
- Chemical-resistant gloves, such as barrier laminate, butyl rubber ≥14 mils, nitrile rubber ≥14 mils, neoprene rubber ≥14 mils, natural rubber ≥14 mils, polyethylene, polyvinyl chloride (PVC) ≥14 mils, or Viton® ≥14 mils,
- Chemical-resistant footwear plus socks.

**Mixers, Loaders, all other Applicators, Flaggers, and other handlers must wear:**

- Long-sleeved shirt and long pants,
- Chemical-resistant gloves, such as barrier laminate, butyl rubber ≥14 mils, nitrile rubber ≥14 mils, neoprene rubber ≥14 mils, natural rubber ≥14 mils, polyethylene, polyvinyl chloride (PVC) ≥14 mils, or Viton ≥14 mils,
- Shoes plus socks,
- Chemical-resistant apron when mixing/loading, cleaning up spills, cleaning equipment, or otherwise exposed to the concentrate.

See Engineering Controls for additional requirements.

Follow manufacturer's instructions for cleaning/maintaining PPE. If no such instructions for washables exist, use detergent and hot water. Keep and wash PPE separately from other laundry. Discard clothing and other absorbent materials that have been drenched or heavily contaminated with this product's concentrate. Do not reuse them.

**Engineering Control Statements**

Mixers and loaders supporting aerial applications **at a rate greater than 3 lbs. a.i./A** must use a closed system that meets the requirements for dermal protections listed in the Worker Protection Standard (WPS) for Agricultural Pesticides [40 CFR 170.240(d)(4)] and must:

- wear the personal protective equipment required for mixers and loaders,
- wear protective eyewear if the system operates under pressure,
- be provided and have immediately available for use in an emergency, such as a spill or equipment breakdown: chemical-resistant footwear.

Pilots must use an enclosed cockpit in a manner that is consistent with the WPS for Agricultural Pesticides [40 CFR 170.240(d)(6)]. Pilots must wear the PPE required on this labeling for applicators, however, they need not wear chemical-resistant gloves when using an enclosed cockpit.

Flaggers supporting aerial applications must use an enclosed cab that meets the definition on the Worker Protection Standard for Agricultural Pesticides [40 CFR 170.240(d)(5)] for dermal protection.

When applicators use enclosed cabs in a manner that meets the requirements listed in the Worker Protection Standard (WPS) for agricultural pesticides [40 CFR 170.240(d)(5)], the handler PPE requirements may be reduced or modified as specified in the WPS.

When handlers use closed systems, enclosed cabs, or aircraft in a manner that meets the requirements listed in the Worker Protection Standard (WPS) for agricultural pesticides [40 CFR 170.240(d)(4-6)], the handler PPE requirements may be reduced or modified as specified in the WPS.

**User Safety Recommendations**

**Users should:**

- Wash hands before eating, drinking, chewing gum, using tobacco, or using the toilet.
- Remove clothing/PPE immediately if pesticide gets inside. Then wash thoroughly and put on clean clothing.
- Remove PPE immediately after handling this product. Wash the outside of gloves before removing. As soon as possible, wash thoroughly and change into clean clothing.

**Environmental Hazards**

Atrazine can travel (seep or leach) through soil and can enter ground water which may be used as drinking water. Atrazine has been found in ground water. Users are advised not to apply atrazine to sand and loamy sand soils where the water table (ground water) is close to the surface and where these soils are very permeable, i.e., well-drained. Your local agricultural agencies can provide further information on the type of soil in your area and the location of ground water.

This product must not be mixed/loaded, or used within 50 feet of all wells, including abandoned wells, drainage wells, and sink holes. Operations that involve mixing, loading, rinsing, or washing of this product into or from pesticide handling or application equipment or containers within 50 feet of any well are prohibited, unless conducted on an impervious pad constructed to withstand the weight of the heaviest load that may be positioned on or moved across the pad. Such a pad shall be designed and maintained to contain any product spills or equipment leaks, container or equipment rinse or wash water, and rain water that may fall on the pad. Surface water shall not be allowed to either flow over or from the pad, which means the pad must be self-contained. The pad shall be sloped to facilitate material removal. An unroofed pad shall be of sufficient capacity to contain at a minimum 110% of the capacity of the largest pesticide container or application equipment on the pad. A pad that is covered by a roof of sufficient size to completely exclude precipitation from contact with the pad shall have a minimum containment capacity of 100% of the capacity of the largest pesticide container or application equipment on the pad. Containment capacities as described above shall be

o o o o  
o o o o  
o o o o  
o o o o

leaf 42

maintained at all times. The above-specified minimum containment capacities do not apply to vehicles when delivering pesticide shipments to the mixing/loading sites.

Additional State imposed requirements regarding well-head setbacks and operational area containment must be observed.


This product must not be mixed or loaded within 50 feet of intermittent streams and rivers, natural or impounded lakes and reservoirs. This product may not be applied aerially or by ground within 66 feet of the points where field surface water runoff enters perennial or intermittent streams and rivers or within 200 feet around natural or impounded lakes and reservoirs. If this product is applied to highly erodible land, the 66 foot buffer or setback from runoff entry points must be planted to crop, seeded with grass or other suitable crop.

**Tile-Outletted Terraced Fields Containing Standpipes**

One of the following restrictions must be used in applying atrazine to tile-terraced fields containing standpipes:

1. Do not apply this product within 66 feet of standpipes in tile-outletted terraced fields.
2. Apply this product to the entire tile-outletted terraced field and immediately incorporate it to a depth of 2-3 inches in the entire field.
3. Apply this product to the entire tile-outletted terraced field under a no-till practice only when a high crop residue management practice is practiced. High crop residue management is described as a crop management practice where little or no crop residue is removed from the field during and after crop harvest.

This pesticide is toxic to aquatic invertebrates. Do not apply directly to water, to areas where surface water is present, or to intertidal areas below the mean high water mark. Do not apply when weather conditions favor drift from treated areas. Runoff and drift from treated areas may be hazardous to aquatic organisms in neighboring areas. Do not contaminate water when disposing of equipment wash water.





80f42

### DIRECTIONS FOR USE

It is a violation of federal law to use this product in a manner inconsistent with its labeling.

ANY USE OF THIS PRODUCT IN AN AREA WHERE USE IS PROHIBITED IS A VIOLATION OF FEDERAL LAW. Before using this product, you must consult the Atrazine Watershed Information Center (AWIC) to determine whether the use of this product is prohibited in your watershed. AWIC can be accessed through [www.atrazine-watershed.info](http://www.atrazine-watershed.info) or 1-866-365-3014. If use of this product is prohibited in your watershed, you may return this product to your point of purchase or contact Syngenta Crop Protection, Inc. for a refund.

Do not apply this product in a way that will contact workers or other persons, either directly or through drift. Only protected handlers may be in the area during application. For any requirements specific to your State or Tribe, consult the agency responsible for pesticide regulation.


#### AGRICULTURAL USE REQUIREMENTS

Use this product only in accordance with its labeling and with the Worker Protection Standard, 40 CFR part 170. This Standard contains requirements for the protection of agricultural workers on farms, forests, nurseries, and greenhouses, and handlers of agricultural pesticides. It contains requirements for training, decontamination, notification, and emergency assistance. It also contains specific instructions and exceptions pertaining to the statements on this label about personal protective equipment (PPE) and restricted-entry interval. The requirements in this box only apply to uses of this product that are covered by the Worker Protection Standard.

**Do not enter or allow worker entry into treated areas during the restricted-entry interval (REI) of 12 hours.** Exception: If the product is soil-injected or soil-incorporated, the Worker Protection Standard, under certain circumstances, allows workers to enter the treated area if there will be no contact with anything that has been treated.

PPE required for early entry to treated areas that is permitted under the Worker Protection Standard and that involves contact with anything that has been treated, such as plants, soil, or water is:

- Coveralls
- Chemical-resistant gloves made of any waterproof material
- Shoes plus socks





9042

**NON-AGRICULTURAL USE REQUIREMENTS**

The requirements in this box apply to uses of this product that are NOT within the scope of the Worker Protection Standard for agricultural pesticides (40 CFR Part 170). The WPS applies when this product is used to produce agricultural plants on farms, forests, nurseries, or greenhouses.

**Do not enter or allow others to enter treated areas without protective clothing until sprays have dried.**

**FAILURE TO FOLLOW THE DIRECTIONS FOR USE AND PRECAUTIONS ON THIS LABEL MAY RESULT IN POOR WEED CONTROL, CROP INJURY, OR ILLEGAL RESIDUES.**

Do not apply this product through any type of irrigation system.

---

**GENERAL INFORMATION**

---

This herbicide controls many annual broadleaf and grass weeds in corn, sorghum, sugarcane, and certain other crops specified on this label. This product may be applied before or after weeds emerge.

When tank mixing or sequentially applying atrazine or products containing atrazine to corn or sorghum, do not exceed an application rate of 2.0 pounds active ingredient of atrazine per acre for any single application and the total pounds of atrazine applied must not exceed 2.5 pounds active ingredient per acre per year.

When tank mixing or sequentially applying atrazine or products containing atrazine to crops other than corn or sorghum, the total pounds of atrazine applied (lbs. a.i./A) must not exceed the specific seasonal rate limits as noted in the use directions.

Since this product acts mainly through root absorption, its effectiveness depends on moisture to move it into the root zone. If weeds develop, a shallow cultivation or rotary hoeing will generally result in better weed control.

This product is noncorrosive to equipment and metal surfaces, nonflammable, and has low electrical conductivity.

Avoid using near adjacent desirable plants or in greenhouses, or injury may occur.

To avoid spray drift, do not apply under windy conditions. Avoid spray overlap, as crop injury may result.

Where the use directions give a range of rates, use the lower rate on coarse-textured soil and soil low in organic matter; use the higher rate on fine-textured soil and soil high in organic matter.

**Note:** Syngenta does not recommend applications in combination with other herbicides or oils, except as specifically described on the label or in literature published by Syngenta.

**RESISTANCE MANAGEMENT**

AAtrex 4L is a **Group 5 Herbicide** (contains the active ingredient atrazine).

Following many years of continuous use of this product and chemically related products, biotypes of some of the weeds listed on this label have been reported which cannot be effectively controlled by this and related herbicides. Where this is known or suspected, and weeds controlled by this product are expected to be present along with resistant biotypes, we recommend the use of this product in combinations or in sequence with other registered herbicides which are not solely a Group 5 Herbicide. If only resistant biotypes are expected to be present, use a registered herbicide which is not solely a Group 5 Herbicide. Consult with your state Agricultural Extension Service for specific recommendations.

**AATREX 4L APPLIED ALONE – CORN OR GRAIN SORGHUM\***

**Preplant Surface-Applied, Preplant Incorporated, or Preemergence (or Postemergence at 4 pts./A of AAtrex 4L With Oil)**

**Broadleaf and Grass Weeds Controlled**

- |                                   |                            |
|-----------------------------------|----------------------------|
| barnyardgrass (watergrass)***     | cocklebur**                |
| giant foxtail**                   | groundcherry               |
| green foxtail***                  | jimsonweed                 |
| large (hairy) crabgrass**         | kochia                     |
| wild oats                         | lambsquarters              |
| witchgrass (Panicum capillare)*** | annual morningglory        |
| yellow foxtail***                 | mustards                   |
|                                   | nightshade                 |
|                                   | pigweed                    |
|                                   | purslane                   |
|                                   | ragweed                    |
|                                   | sicklepod**                |
|                                   | velvetleaf (buttonweed)*** |

**Postemergence with Emulsifiable Oil or Oil Concentrate in Water (at 2.4 pts./A of AAtrex 4L)**

**Broadleaf Weeds Controlled**

annual morningglory	pigweed
cocklebur	ragweed
jimsonweed	smartweed
lambquarters	wild buckwheat
mustards	velvetleaf**

\*Where there are state/local requirements regarding atrazine use (including lower maximum rates and/or greater setbacks) which are different from the label, the more restrictive/protective requirements must be followed. Certain states may have established rate limitations within specific geographical areas. Consult your state lead pesticide control agency for additional information. It is a violation of this label to deviate from state use regulations.

\*\*Partial control only.

\*\*\*Partial control only on medium- and fine-textured soils.

**Rotational Crops – All Uses:** (1) Do not rotate to any crop except corn or sorghum until the following year, or injury may occur. (2) If applied after June 10, do not rotate with crops other than corn or sorghum the next year, or crop injury may occur. (3) In the High Plains and Intermountain areas of the West where rainfall is sparse and erratic or where irrigation is required, use only when corn or sorghum is to follow corn or sorghum or when a crop of untreated corn or sorghum is to precede other rotational crops. (4) In eastern parts of the Dakotas, KS, western MN, and NE, do not rotate to soybeans if the rate applied to corn or sorghum was more than 4 pts./A of AAtrex 4L or equivalent band application rate, or soybean injury may occur. (5) Injury may occur to soybeans planted the year following application on soils having a calcareous surface layer. (6) Do not plant sugar beets, tobacco, vegetables (including dry beans), spring-seeded small grains, or small-seeded legumes and grasses the year following application, or injury may occur.

---

**APPLICATION PROCEDURES**

---

**Ground Application:** Use conventional ground sprayers equipped with nozzles that provide accurate and uniform application. Be certain that nozzles are uniformly spaced and are the same size. Calibrate sprayer before use and recalibrate at the start of each season and when changing carriers. Unless otherwise specified, use a minimum of 10 gals. of spray mixture per acre for all preplant incorporated, preplant surface, preemergence, and postemergence applications (with or without oil or surfactant) with ground equipment.

Use a pump with capacity to: (1) maintain 35-40 psi at nozzles, (2) provide sufficient agitation in tank to keep mixture in suspension, and (3) to provide a minimum of 20% bypass at all times. Use centrifugal pumps which provide propeller shear action for dispersing and mixing this product. The pump should provide a minimum of 10 gals./minute/100 gal. tank size circulated through a correctly positioned sparger tube or jets.

Use screens to protect the pump and to prevent nozzles from clogging. Screens placed on the suction side of the pump should be 16-mesh or coarser. Do not place a screen in the recirculation line. Use 50-mesh or coarser screens between the pump and boom, and where required, at the nozzles. Check nozzle manufacturer's recommendations.

For band applications, calculate amount to be applied per acre as follows:

$$\frac{\text{band width in inches}}{\text{row width in inches}} \times \text{broadcast rate per acre} = \text{amount needed per acre of field}$$

**Aerial Application:** Use aerial application only where broadcast applications are specified. Apply in a minimum of 1 qt. of water for each qt. of this product applied per acre. For postemergence treatments on corn and sorghum, apply recommended rate in a minimum of 2 gals. of water per acre. Avoid applications under conditions where uniform coverage cannot be obtained or where excessive spray drift may occur.

Avoid application to humans or animals. Flagmen and loaders should avoid inhalation of spray mist and prolonged contact with skin.

**Application in Water or Liquid Fertilizer:** Nitrogen solution or complete liquid fertilizer may replace all or part of the water as a carrier for preemergence, preplant incorporated, or preplant surface ground application on corn and sorghum. Check the compatibility of this product with liquid fertilizer and/or nitrogen solution as shown in **Compatibility Test** section before use. Do not apply in nitrogen solution or complete liquid fertilizer after corn or sorghum emerges, or crop injury may occur.

**Application in Water Plus Emulsifiable Oil or Oil Concentrate:** Adding emulsifiable oil (petroleum-derived, petroleum-derived oil concentrate, or single or mixed crop-derived oil concentrate) to postemergence water-based sprays in corn and sorghum may improve weed control. However, under certain conditions, the use of either type of oil may seriously injure the crop. To minimize this possibility, observe the following directions:

Use one of the following properly emulsified:

1. A suitable oil concentrate containing at least 1%, but not more than 20%, suitable emulsifier or surfactant blend.
2. Petroleum-derived oil containing at least 1% suitable emulsifier.

**Note:** In the event of a compatibility problem when mixing oil with this product and water, a compatibility agent, such as Compex® or Unite®, should be used. Any of the above oils contaminated with water or other materials can cause compatibility problems and/or crop injury.

### **Aerial Drift Management**

Avoiding spray drift at the application site is the responsibility of the applicator. The interaction of many equipment- and weather-related factors determine the potential for spray drift. The applicator and the grower are responsible for considering all these factors when making decisions.

The following drift management requirements must be followed to avoid off-target drift movement from aerial applications to agricultural field crops. These requirements do not apply to forestry applications, public health uses, or to applications using dry formulations.

1. The distance of the outermost nozzles on the boom must not exceed 3/4 the length of the wingspan or rotor.
2. Nozzles must always point backward parallel with the air stream and never be pointed downward more than 45 degrees.

Where states have more stringent regulations, they should be observed.

The applicator should be familiar with and take into account the information covered in the **Aerial Drift Reduction Advisory Information** section below.

### **Aerial Drift Reduction Advisory Information**

#### **Information on Droplet Size**

The most effective way to reduce drift potential is to apply large droplets. The best drift management strategy is to apply the largest droplets that provide sufficient coverage and control. Applying larger droplets reduces drift potential, but will not prevent drift if applications are made improperly, or under unfavorable environmental conditions (see **Wind, Temperature and Humidity, and Temperature Inversions**).

## Controlling Droplet Size

- **Volume** – Use high flow rate nozzles to apply the highest practical spray volume. Nozzles with higher rated flows produce larger droplets.
- **Pressure** – Do not exceed the nozzle manufacturer's recommended pressures. For many nozzle types, lower pressure produces larger droplets. When higher flow rates are needed, use higher flow rate nozzles instead of increasing pressure.
- **Number of nozzles** – Use the minimum number of nozzles that provide uniform coverage.
- **Nozzle Orientation** – Orienting nozzles so that the spray is released parallel to the airstream produces larger droplets than other orientations and is the recommended practice. Significant deflection from horizontal will reduce droplet size and increase drift potential.
- **Nozzle Type** – Use a nozzle type that is designed for the intended application. With most nozzle types, narrower spray angles produce larger droplets. Consider using low-drift nozzles. Solid stream nozzles oriented straight back produce the largest droplets and the lowest drift.

## Boom Length

For some use patterns, reducing the effective boom length to less than 3/4 of the wingspan or rotor length may further reduce drift without reducing swath width.

## Application Height

Applications should not be made at a height greater than 10 ft. above the top of the largest plants, unless a greater height is required for aircraft safety. Making applications at the lowest height that is safe reduces exposure of droplets to evaporation and wind.

## Swath Adjustment

When applications are made with a crosswind, the swath will be displaced downward. Therefore, on the up and downwind edges of the field, the applicator must compensate for this displacement by adjusting the path of the aircraft upwind. Swath adjustment distance should increase with increasing drift potential (higher wind, smaller drops, etc.).

## Wind

Drift potential is lowest between wind speeds of 2-10 mph. However, many factors, including droplet size and equipment type, determine drift potential at any given speed. Application should be avoided below 2 mph due to variable wind direction and high inversion potential. **Note:** Local terrain can influence wind patterns. Every applicator should be familiar with local wind patterns and how they affect spray drift.

## Temperature and Humidity

When making applications in low relative humidity, set up equipment to produce larger droplets to compensate for evaporation. Droplet evaporation is most severe when conditions are both hot and dry.

## Temperature Inversions

Applications should not occur during a temperature inversion because drift potential is high. Temperature inversions restrict vertical air mixing, which causes small suspended droplets to remain in a concentrated cloud. This cloud can move in unpredictable directions due to the light variable winds common during inversions. Temperature inversions are characterized by increasing temperatures with altitude and are common on nights with limited cloud cover and light to no wind. They begin to form as the sun sets and often continue into the morning. Their presence can be indicated by ground fog; however, if fog is not present, inversions can also be identified by the movement of smoke from a ground source or an aircraft smoke generator. Smoke that layers and moves laterally in a concentrated cloud (under low wind conditions) indicates an inversion, while smoke that moves upward and rapidly dissipates indicates good vertical air mixing.

## Sensitive Areas

The pesticide should only be applied when the potential for drift to adjacent sensitive areas (e.g., residential areas, bodies of water, known habitat for threatened or endangered species, nontarget crops) is minimal (e.g., when wind is blowing away from the sensitive areas).

---

## MIXING PROCEDURES

---

**All Uses:** (1) Be sure sprayer is clean and not contaminated with any other materials, or crop injury or sprayer clogging may result. (2) Fill tank 1/4 full with clean water, nitrogen solution, or complete liquid fertilizer. (3) Start agitation. (4) Be certain that the agitation system is working properly and creates a rippling or rolling action on the liquid surface. (5) Pour product directly from container into tank. (6) Continue filling tank until 90% full. Increase agitation if necessary to maintain surface action. (7) Add emulsifiable oil, oil concentrate, or tank mix herbicide(s) after this product is thoroughly

suspended. (8) Finish filling tank. (9) Empty tank as completely as possible before refilling to prevent buildup of oil or emulsifiable concentrate residue. Maintain agitation to avoid separation of materials. (10) If an oil or emulsifiable concentrate film starts to build up in tank, drain it and clean with strong detergent solution or solvent. (11) Clean sprayer thoroughly immediately after use by flushing system with water containing a detergent.

**Compatibility Test:** Since liquid fertilizers can vary, even within the same analysis, always **check compatibility with herbicide(s) each time before use.** Be especially careful when using **complete** suspension or fluid fertilizers, as serious compatibility problems are more likely to occur. Commercial application equipment may improve compatibility in some instances. The following test assumes a spray volume of 25 gals./A. For other spray volumes, make appropriate changes in the ingredients. Check compatibility using this procedure:

1. Add 1 pt. of fertilizer to each of two 1 qt. jars with tight lids.
2. To **one** of the jars, add 1/4 tsp. or 1.2 milliliters of a compatibility agent approved for this use, such as Compex or Unite (1/4 tsp. is equivalent to 2 pts./100 gals. spray). Shake or stir gently to mix.
3. To **both** jars, add the appropriate amount of herbicide(s). If more than one herbicide is used, add them separately with dry herbicides first, flowables next, and emulsifiable concentrates last. After each addition, shake or stir gently to thoroughly mix. The appropriate amount of herbicides for this test follows:

**Dry herbicides:** For each pound to be applied per acre, add 1.5 level teaspoons to each jar.

**Liquid herbicides:** For each pint to be applied per acre, add 0.5 teaspoon or 2.5 milliliters to each jar.

4. After adding all ingredients, put lids on and tighten, and invert each jar 10 times to mix. Let the mixtures stand 15 minutes and then look for separation, large flakes, precipitates, gels, heavy oily film on the jar, or other signs of incompatibility. Determine if the compatibility agent is needed in the spray mixture by comparing the 2 jars. If either mixture separates, but can be remixed readily, the mixture can be sprayed as long as good agitation is used. If the mixtures are incompatible, test the following methods of improving compatibility: (A) slurry the dry herbicide(s) in water before addition, or (B) add 1/2 of the compatibility agent to the fertilizer and the other 1/2 to the emulsifiable concentrate or flowable herbicide before addition to the mixture. If incompatibility is still observed, do not use the mixture.



170p42

---

## CROP USE DIRECTIONS

---

### CORN

**Preplant Surface-Applied (Broadleaf and Grass Control):** Use on medium- and fine-textured soil with minimum-tillage or no-tillage systems only in CO, IA, IL, IN, KS, KY, MN, MO, MT, ND, NE, SD, WI, and WY. Apply the recommended rate of AAtrex 4L shown in Table 1 up to 45 days prior to planting. On coarse-textured soils, do not apply more than 2 weeks prior to planting. If an unsatisfactory length of weed control results from adverse environmental conditions following early treatment, a follow-up application of an appropriately labeled herbicide may be used. If the follow-up treatment includes atrazine, do not exceed the labeled rate for corn indicated in Table 1.

If weeds are present at the time of treatment, apply in tank mix combination with a contact herbicide (for example, Gramoxone Inteon® or Roundup® or Touchdown® brands). Observe directions for use, precautions, and restrictions on the label of the contact herbicide.

**Note:** To the extent possible, do not move treated soil out of the row or move untreated soil to the surface during planting, or weed control will be diminished.

**Preplant Incorporated (Broadleaf and Grass Control):** Broadcast in spring after plowing at rate in Table 1. Apply to the soil and incorporate before, during, or after final seedbed preparation. Avoid deep incorporation. For best results, apply within 2 weeks prior to planting.

**Preemergence or At-Planting (Broadleaf and Grass Control):** Apply during or shortly after planting before weed emergence, at rate in Table 1.

**Postemergence (Broadleaf and Grass Control):** Apply before weeds exceed 1.5 inches in height and before corn exceeds 12 inches in height at rate in Table 1.

**Table 1: Broadleaf and Grass Weed Control on Corn\***

**FOR ALL SOIL APPLICATIONS PRIOR TO CROP EMERGENCE**

- **On Highly Erodible Soils (as defined by the Natural Resources Conservation Service)**

If conservation tillage is practiced, leaving at least 30% of the soil covered with plant residues at planting, apply a maximum of 4 pts./A of AAtrex 4L (2.0 lbs. a.i./A) as a broadcast spray. If the soil coverage with plant residue is less than 30% at planting, a maximum of 3.2 pts./A of AAtrex 4L (1.6 lbs. a.i./A) may be applied.

- **On Soils Not Highly Erodible**

Apply 4 pts./A of AAtrex 4L (2.0 lbs. a.i./A) as a broadcast spray.

**FOR POSTEMERGENCE APPLICATION**

If no atrazine was applied prior to corn emergence, apply a maximum of 4 pts./A of AAtrex 4L (2.0 lbs. a.i./A) broadcast. If a postemergence treatment is required following an earlier atrazine application, the total atrazine applied may not exceed 2.5 lbs. active ingredient (5 pts. of AAtrex 4L) per acre per calendar year.

**\*Broadleaf Control (Eastern CO, Western KS, Western NE, NM, OK Panhandle, West TX, and Eastern WY):** On sand, loamy sand, sandy loam, mild to strongly alkaline soil, and all recently leveled soil, apply no more than 2.4 pts./A of AAtrex 4L, either preplant surface, preplant incorporated, or preemergence. On other soils in these areas, apply rate in Table 1 for broadleaf and grass control.

Where there are state/local requirements regarding atrazine use (including lower maximum rates and/or greater setbacks) which are different from the label, the more restrictive/protective requirements must be followed. Certain states may have established rate limitations within specific geographical areas. Consult your state lead pesticide control agency for additional information. It is a violation of this label to deviate from state use regulations.

**Postemergence with Emulsifiable Oil or Oil Concentrate in Water:** Add the following volume of one of the type oils indicated for aerial or ground application, unless the oil label specifies otherwise:

Type Oil	Ground Application	Aerial Application
Oil Concentrate (Crop or Petroleum-derived)	1 qt./A	1/2-1 qt./A
Petroleum-derived oil	1 gal./A	2 qts./A

**Note:** Crop-derived or petroleum-derived oil concentrates should contain at least 1%, but not more than 20%, suitable emulsifier or surfactant blend. Petroleum-derived oils should contain at least 1% suitable emulsifier.

**Broadleaf and Grass Control:** For postemergence control of those weeds listed under **Preplant Incorporated and Preemergence**, broadcast 4 pts./A of AAtrex 4L plus emulsifiable oil or oil concentrate after weed emergence, but before weeds reach 1.5 inches in height and before corn exceeds 12 inches in height.

**Broadleaf Control:** For postemergence control of those weeds listed under **Postemergence with emulsifiable oil or oil concentrate in water**, broadcast 2.4 pts./A of AAtrex 4L plus emulsifiable oil or oil concentrate before pigweed and lambsquarters reach 6 inches in height and before all other weeds reach 4 inches in height. A cultivation may be necessary if all weeds are not controlled or if weeds regrow.

*Precautions: For applications with emulsifiable oil or oil concentrate in water: (1) Inbred lines or any breeding stock may be severely injured by applications with emulsifiable oil or oil concentrate. (2) Adding other insecticides, herbicides, liquid fertilizers, or other materials is not recommended, because they may cause compatibility problems or crop injury. (3) Store and handle emulsifiable oil and oil concentrate carefully. Oil contaminated with even a small amount of water may not emulsify properly when added to the tank. To avoid crop injury, (4) Do not apply when crop is under stress from prolonged cold, wet weather, poor fertility, or other factors, or when crop is wet and succulent from recent rainfall. (5) Do not exceed 2.5 lbs. active ingredient (or 5 pts. of AAtrex 4L) per acre per calendar year. (6) Postemergence applications to corn must be made before corn exceeds 12 inches in height.*

#### **TANK MIXTURES FOR CORN**

This product may be tank mixed with these herbicides for control of certain broadleaf and grass weeds in corn:

- Dual Magnum® brands (S-metolachlor)
- Dual Magnum brands + Gramoxone Inteon
- Dual Magnum brands + Roundup brands
- Dual Magnum brands + Princep®
- Dual Magnum brands + Princep + Gramoxone Inteon
- Dual Magnum brands + Princep + Roundup brands
- Ramrod® (propachlor)
- Lasso® or Lasso EC (alachlor)
- Lasso or Lasso EC + Roundup brands
- Lasso or Lasso EC + Gramoxone Inteon
- Gramoxone Inteon
- Princep
- Princep + Gramoxone Inteon
- Princep + Roundup brands
- Roundup brands
- Touchdown® brands

Use tank mix directions appearing on the labels of the above herbicides when tank mixing with this product. When tank mixing atrazine containing products, do not exceed 2.0 lbs. a.i./A of atrazine as a pre or post application or 2.5 lbs a.i./A as the total of pre plus post applications per calendar year. Observe all precautions and limitations on labeling of products used in a particular tank mix.

**Note:** When the labels of the above herbicides refer to AAtrex® Nine-O®, use equivalent active ingredient rates of AAtrex 4L. One lb. of AAtrex Nine-O equals 1.8 pts. of AAtrex 4L.

**Princep 4L or Princep® Caliber 90®**

In addition to the weeds listed under **AAtrex 4L Applied Alone – Corn or Grain Sorghum – Preplant Surface-Applied, Preplant Incorporated, or Preemergence**, this combination also controls crabgrass, fall panicum, and carpetweed.

Broadcast tank mix before planting, at planting, or after planting, but before crop and weeds emerge, at rates in Table 2. Use the 1:1 ratio for control of most weeds. Use the 1:2 ratio for expected heavy infestations of crabgrass and fall panicum. Cultivate shallowly if weeds develop.

**Preplant Surface-Applied:** Use on medium- and fine-textured soils with minimum-tillage or no-tillage systems only in CO, IA, IL, IN, KS, KY, MN, MO, MT, ND, NE, SD, WI, and WY. Apply the recommended rate of AAtrex 4L and Princep shown in Table 2 up to 45 days prior to planting. Refer to the AAtrex 4L alone section for information if weeds should develop following the early treatment. On coarse-textured soils, do not apply more than 2 weeks prior to planting. Refer to the **AAtrex 4L Applied Alone – Preplant Surface-Applied** section of the corn label for additional details.

If weeds are present at time of treatment, apply in a tank mix combination with a contact herbicide (for example, Gramoxone Inteon or Roundup). Observe directions for use, precautions, and restrictions on the label of the contact herbicide.

**Note:** To the extent possible, do not move treated soil out of the row or move untreated soil to the surface during planting, or weed control will be diminished.

**Preplant Incorporated:** Apply to the soil and incorporate in the spring before, during, or after final seedbed preparation. Avoid deep incorporation. For best results, apply within 2 weeks prior to planting.

**Preemergence:** Apply during or shortly after planting, but before crop and weeds emerge.

Refer to **Corn** sections of this label and to Princep Caliber 90 or Princep 4L labels for further directions, limitations, and precautions.

**Table 2: Tank Mixtures with Princep on Corn**

Soil Texture	Broadcast Rate Per Acre			
	1:1 Ratio*		1:2 Ratio**	
	AAtrex 4L	Princep 4L <sup>1</sup>	AAtrex 4L	Princep 4L <sup>1</sup>
Sand, loamy sand, sandy loam	2 pts.	2 pts.	1.32 pts	2.64 pts.
Loam, silt loam, silt, clay loam, sandy clay loam, silty clay loam, sandy clay, or silty clay with low organic matter	2.4 pts.	2.4 pts.	1.6 pts.	3.6 pts.
Loam, silt loam, silt, clay loam, sandy clay loam, silty clay loam, sandy clay, or silty clay with medium to high organic matter, and clay (including dark prairie soils of the Corn Belt)	3 pts.	3 pts.	1.92 pts.	3.84 pts.

\*For control of most weeds.

\*\*For control of expected heavy infestations of crabgrass and fall panicum.

<sup>1</sup>When using Princep Caliber 90, use equivalent active ingredient rates. One lb. of Princep Caliber 90 equals 1.8 pts. of Princep 4L.

**Princep 4L or Princep Caliber 90 plus Roundup brands:** Use as tank mixture for preemergence and postemergence control of certain broadleaf and grass weeds where corn will be planted directly into a cover crop, established sod, or in previous crop residues. Refer to the Roundup brand label for all directions, weeds controlled, precautions, and limitations.

**Princep 4L or Princep Caliber 90 plus Gramoxone Inteon:** Use as tank mixture with Princep and Gramoxone Inteon to kill existing vegetation and for residual weed control where corn will be planted directly into a cover crop, established sod, or in previous crop residues. Add this product and Princep to water in spray tank, agitating until thoroughly mixed. Then add Gramoxone Inteon and a nonionic surfactant, such as X-77®. Continue agitation during application. Broadcast 2-4 pts. of this product plus 2-4 pts. of Princep 4L (or 1.1-2.2 lbs. of Princep Caliber 90), plus a suitable amount of Gramoxone Inteon in 20-60 gals. of water per sprayed acre. Refer to the Gramoxone Inteon label for the appropriate rates to utilize in this tank mixture. Apply before, during, or after planting, but before corn emerges. Add 0.5 pt. of a nonionic surfactant, such as X-77, per 100 gals. of spray mixture. Use the higher rate of Gramoxone Inteon specified on the label if existing vegetation is 4-6 inches tall. This mixture will not control weeds taller than 6 inches.

Refer to further limitations and precautions on labels for this product, Princep, and Gramoxone Inteon.

*Precautions: For all applications to corn: (1) To avoid crop injury and illegal residues, do not apply more than 2.5 lbs./A active ingredient (5 pts./A of AAtrex 4L) per calendar year. (2) For best control of velvetleaf and cocklebur, the application rate cannot be less than 2 lbs./A active ingredient, either alone or in tank mix combinations. (3) Following harvest, plow (moldboard or disk-plow) and thoroughly till soil in fall or spring to minimize possible injury to spring-seeded rotational crops, regardless of rate used.*

**Note for all applications to corn:** Do not graze or feed forage from treated areas for 60 days following application, or illegal residues may result. For sweet corn, do not graze or feed forage from treated areas for 45 days following application, or illegal residues may result.

### **SORGHUM AND SORGHUM-SUDAN HYBRIDS (GRAIN AND FORAGE TYPES)**

**Preplant Surface-Applied (Broadleaf and Grass Control):** Use on medium- and fine-textured soil with minimum-tillage or no-tillage systems only in CO, IA, IL, IN, KS, KY, MN, MO, MT, ND, NE, SD, WI, and WY. Apply the recommended rate of AAtrex 4L shown in Table 3 up to 45 days prior to planting. If an unsatisfactory length of weed control results from adverse environmental conditions following early treatment, a follow-up application of an appropriately labeled herbicide may be used. If the follow-up treatment includes atrazine, do not exceed the labeled rate for corn indicated in Table 1. Under dry conditions, irrigation after application is recommended to move AAtrex 4L into the soil.

If weeds are present at time of treatment, apply in a tank mix combination with a contact herbicide (for example, Gramoxone Inteon or Roundup or Touchdown brands). Observe directions for use, precautions, and restrictions on the label of the contact herbicide.

**Note:** To the extent possible, do not move treated soil out of the row or move untreated soil to the surface during planting, or weed control will be diminished.

**Preplant Incorporated (Broadleaf and Grass Control):** Broadcast in spring after plowing at rate shown in Table 3. Apply before, during, or after final seedbed preparation. If soil is tilled or worked after application, avoid deep incorporation. For best results, apply within 2 weeks prior to planting.

**Preemergence or At-Planting (Broadleaf and Grass Control):** Apply during or shortly after planting, but prior to weed or crop emergence at rate shown in Table 3.

**Postemergence (Broadleaf and Grass Control):** Apply at rate shown in Table 3 before weeds exceed 1.5 inches in height and before sorghum exceeds 12 inches in height.

**Table 3: Broadleaf and Grass Weed Control in Sorghum<sup>1,2</sup>**

**FOR ALL SOIL APPLICATIONS PRIOR TO CROP EMERGENCE**

- **On Highly Erodible Soils (as defined by the Natural Resources Conservation Service)**

If conservation tillage is practiced, leaving at least 30% of the soil covered with plant residues at planting, apply a maximum of 4 pts./A of AAtrex 4L (2.0 lbs. a.i./A) as a broadcast spray. If the soil coverage with plant residue is less than 30% at planting, a maximum of 3.2 pts./A (1.6 lbs. a.i./A of AAtrex 4L) may be applied.

- **On Soils Not Highly Erodible**

Apply 4 pts./A of AAtrex 4L (2.0 lbs. a.i./A) as a broadcast spray.

**FOR POSTEMERGENCE APPLICATION**

If no atrazine was applied prior to sorghum emergence, apply a maximum of 4 pts./A of AAtrex 4L (2.0 lbs a.i./A) broadcast. If a postemergence treatment is required following an earlier atrazine application, the total atrazine applied may not exceed 2.5 lbs. active ingredient (5 pts. of AAtrex 4L) per acre per calendar year.

<sup>1</sup>Do not apply preplant surface or preplant incorporated in AL, AR, FL, GA, LA, MS, NC, NM, OK, SC, TN, or TX. Do not apply preemergence in NM, OK, or TX, except in northeast OK and the TX Gulf Coast and Blacklands areas.

<sup>2</sup>Where there are state/local requirements regarding atrazine use (including lower maximum rates and/or greater setbacks) which are different from the label, the more restrictive/protective requirements must be followed. Certain states may have established rate limitations within specific geographical areas. Consult your state lead pesticide control agency for additional information. It is a violation of this label to deviate from state use regulations.

In case of planting failure, sorghum or corn may be replanted. Do not make a second broadcast application, or injury may occur. If originally applied in a band and sorghum or corn is replanted in untreated row middles, this product may be applied in a band to the second planting, provided the maximum application rate of 2.5 lbs. a.i./A of atrazine per calendar year is not exceeded.

**Preemergence Broadleaf Weed Control in Furrow-irrigated Bedded Sorghum (AZ and CA only):** For preemergence control of many broadleaf weeds, broadcast 1.6-2.4 pts./A of AAtrex 4L after bed preparation, during or after planting, but before sorghum and weeds emerge and before the first furrow irrigation. Follow with several regular irrigations, making sure to thoroughly wet all soil.

*Precautions for preemergence application to furrow-irrigated bedded sorghum in AZ and CA: To avoid possible sorghum injury, do not use on sand or loamy sand soil or on sorghum planted in furrows. Applications to sorghum growing on alkali soils or where cuts, fills, or erosion have exposed calcareous or alkali subsoils may cause crop injury. In case of crop failure, do not replant sorghum for 8 months following application. Corn may be planted immediately.*

**Postemergence Broadleaf Weed Control with Emulsifiable Oil or Oil Concentrate in Water:** Broadcast 2.4 pts./A of AAtrex 4L for control of many broadleaf weeds. Apply before pigweed and lambsquarters reach 6 inches in height and before all other weeds reach 4 inches in height. In CO, western KS, NM, OK, TX, and desert regions of AZ and CA, apply when sorghum is 6-12 inches in height, but before it reaches boot stage. In all other areas, apply after sorghum reaches the 3-leaf stage, but before it exceeds 12 inches in height. Add 1 gal. of emulsifiable oil per acre for ground application and 0.5 gal./A for aerial application, or add 1 qt./A of oil concentrate for ground application. A cultivation may be necessary if all weeds are not controlled or if weeds regrow.

For the list of weeds controlled, see **AAtrex 4L Applied Alone – Corn or Grain Sorghum – Postemergence with Emulsifiable Oil or Oil Concentrate in Water.**

*Precautions for applications with emulsifiable oil or oil concentrate in water: See "Precautions for applications with emulsifiable oil or oil concentrate in water" in Corn section.*

**Postemergence Broadleaf Weed Control With Surfactant (CO, Western KS, NM, OK, TX, and Desert Regions of AZ and CA Only):** Broadcast 2.4 pts./A of AAtrex 4L plus 0.75-1.5 pts. of surfactant after sorghum reaches 6 inches in height, but before weeds exceed 1.5 inches in height. Apply only on sandy loam and fine-textured soil.

*Precautions: For all applications to sorghum: (1) Heavy rain immediately following application tends to cause excessive concentrations of herbicide in seed furrow, resulting in possible crop injury. Do not apply to furrow-planted sorghum until furrows are leveled (plowed in). Level deep planter marks or seed furrows before application. (2) Application to sorghum growing under stress caused by minor element deficiency or to sorghum growing on highly calcareous soil may result in crop injury. (3) Following harvest, plow (moldboard or disk-plow) and thoroughly till soil in fall or spring to minimize possible injury to spring-seeded rotational crops, regardless of rate used. (4) Injury may occur if both this herbicide, preplant surface, preplant incorporated, or preemergence, and an at-planting systemic insecticide applied in-furrow are used. (5) Do not apply more than 2.5 lbs. active ingredient (5 pts. of AAtrex 4L) per acre per calendar year. (6) For all soil applications prior to crop emergence (except for preemergence use on bedded sorghum in AZ and CA), do not apply to coarse-textured soils, i.e., sand, loamy sand, sandy loam, or to medium- and fine-textured soils having less than 1% organic matter, or injury may occur. (7) For postemergence applications, do not apply to sand or loamy sand, or injury may occur.*



**Note:** Do not graze or feed forage from treated areas for 60 days following a preemergence application or 45 days following a postemergence application, or illegal residues may result.

### **TANK MIXTURES FOR GRAIN SORGHUM**

**Dual Magnum:** Use as tank mixture with Dual Magnum for control of those weeds listed on the Dual Magnum label, as well as on this label. Use this tank mixture only on sorghum seed treated with Concep® III. Refer to the Dual Magnum label for all directions, precautions, and limitations.

### **WINTER WEED CONTROL IN TEXAS**

For postemergence control of winter weeds only, such as henbit, seedling dock, and annual thistle on fall bedded land in the Gulf Coast and Blacklands of Texas. Apply 0.8-1 qt./A of AAtrex 4L postemergence to the weeds in November or December to land that will be planted to corn, grain sorghum, or forage sorghum the following spring. For best results, add a suitable surfactant, such as X-77, at the rate of 0.5% of the spray volume, an emulsifiable oil at the rate of 1.0% of the spray volume, or an oil concentrate at the rate of 1 qt./A.

Normal weed control programs may be used in the following corn, grain sorghum, or forage sorghum crop.

**Note:** Do not plant any crops, except corn, grain sorghum, or forage sorghum, the spring following this treatment, or illegal residues may result.

### **AATREX 4L ALONE – CHEMICAL FALLOW**

Do not apply more than 2.25 lbs. a.i./A for any application and do not apply more than one application per year.

**Wheat-Sorghum-Fallow:** To control annual broadleaf and grass weeds following wheat harvest and in the following sorghum crop when grown under minimum tillage, broadcast up to 4.5 pts./A of AAtrex 4L to wheat stubble after harvest and before weed emergence (see **TANK MIXTURES FOR CHEMICAL FALLOW** in the following section). If weeds are present at application, remove them with a sweep plow or other suitable implement after application, or use an approved contact herbicide before or after the application of AAtrex 4L. Plant sorghum into wheat stubble the following spring with minimum soil disturbance. Use a surface planter or a planter leaving a shallow furrow. If weeds are present at planting, remove them with a sweep plow or other suitable implement before planting.

For the list of weeds controlled, see **AAtrex 4L Applied Alone – Corn or Grain Sorghum – Preplant Surface-Applied, Preplant Incorporated, or Preemergence.**

*Precautions: (1) Use only on silt loam or fine-textured soil, or crop injury may result. (2) Wheat-sorghum-fallow cropping sequence must be followed. (3) Do not apply following sorghum harvest.*

**Note:** To avoid illegal residues, do not graze or feed forage from treated area to livestock. To avoid illegal residues and crop injury, do not plant any crop other than those on this label within 18 months following treatment.

**Wheat-Corn-Fallow (CO, KS, ND, NE, SD, and WY):** This product controls cheatgrass (downy brome, chess), kochia, mustards, pigweed, Russian thistle, wild lettuce, wild sunflower, and volunteer wheat during period after wheat harvest. Weed control may extend into following corn crop grown under minimum tillage.

On soils in ND and SD with a pH greater than 7.5, do not apply more than 1.5 lbs. a.i./A for any application. Do not apply more than one application per year. On soils in ND and SD with a pH less than 7.5, do not apply more than 2.0 lbs. a.i./A for any application. Do not apply more than one application per year. For all other locations, do not apply more than 2.25 pounds active ingredient per application. Do not apply more than one application per year.

Follow directions for use, notes, and precautions in the **Wheat-Sorghum-Fallow** section above, substituting corn for references to sorghum.

**Wheat-Fallow-Wheat (CO, KS, ND, NE, SD, and WY):** For preemergence control of cheatgrass (downy brome, chess), common lambsquarters, field pennycress, kochia, mustard, Russian thistle, wild lettuce, and suppression of volunteer wheat during fallow period of a wheat-fallow-wheat rotation, broadcast 1-2 pts./A of AAtrex 4L only on those soils listed in the "Precautions" section of **AAtrex 4L Alone - Chemical Fallow**. For control of pigweed and wild sunflower, use the higher rate. Apply to stubble ground. Treat only once during same fallow period.

## TANK MIXTURES FOR CHEMICAL FALLOW

### Wheat-Sorghum-Fallow or Wheat-Corn-Fallow (KS, NE)

**Gramoxone Inteon:** If weeds are present at application, a tank mix with Gramoxone Inteon may be used. Broadcast 4.5 pts./A of AAtrex 4L plus a suitable amount of Gramoxone Inteon in 20-60 gals. of water per acre by ground equipment. Add 0.5-1 pt. of a nonionic surfactant, such as X-77, per 100 gals. of spray mixture. Add AAtrex 4L to spray tank first and thoroughly mix with water. Then add Gramoxone Inteon, followed by surfactant. Use the higher rate of Gramoxone Inteon specified on the label if weeds are 4-6 inches tall. This mixture will not control weeds taller than 6 inches. Apply to stubble ground. Treat only once during same fallow period. Refer to Gramoxone Inteon label for further directions, precautions, and limitations.

### Wheat-Fallow-Wheat (CO, KS, ND, NE, SD, and WY)

**Gramoxone Inteon:** If weeds are present at application, a tank mix with Gramoxone Inteon may be used. Broadcast 1-2 pts. of AAtrex 4L plus a suitable amount of Gramoxone Inteon in 20-60 gals. of water per acre by ground equipment. Add 0.5-1 pt. of a nonionic surfactant, such as X-77, per 100 gals. of spray mixture. Add AAtrex 4L to spray tank first and thoroughly mix with water. Then add Gramoxone Inteon, followed by surfactant. Use the higher rate of Gramoxone Inteon specified on the label if weeds are 4-6 inches tall. This mixture will not control weeds taller than 6 inches. Apply to stubble ground. Treat only once during same fallow period. Refer to Gramoxone Inteon label for further directions, precautions, and limitations.

If weeds are present at application and this product is used alone, use either an approved contact herbicide before or after treatment, or tillage after treatment.

Use tillage to control weeds which escape during fallow period. Till before planting. For this product applied alone or in tank mixture with Gramoxone Inteon, plant at least 2 inches deep and 12 months or more after application.

*Precautions: To avoid crop injury, (1) Do not use on sand soil. (2) Do not treat eroded hillsides, caliche and rocky outcroppings, or exposed calcareous subsoil. (3) Do not treat soils of the Rosebud and Canyon Series in western NE and adjoining counties in CO and WY. (4) Do not treat soils with calcareous surface layers. (5) Avoid spray overlap.*

**Note:** Do not graze treated areas within 6 months after application, or illegal residues may result.

**Aerial Application:** In order to assure that spray will be controllable within the target area when used according to label directions, make applications at a maximum height of 10 ft., using low-drift nozzles at a maximum pressure of 40 psi, and restrict application to periods when wind speed does not exceed 10 mph. To assure that spray

will not adversely affect adjacent sensitive nontarget plants, apply AAtrex 4L alone by aircraft at a minimum upwind distance of 400 ft. from sensitive plants.

### **ROADSIDES**

- Do not apply more than 1.0 lb. a.i./A of atrazine for any application.
- Do not apply more than one application per year.

To control certain annual weeds in established perennial grasses along roadsides in CO, KS, MT, ND, NE, SD, and WY, including cheatgrass (downy brome, chess), common (annual) broomweed, little barley, medusahead, sagewort, and tumble mustard, broadcast 2 pts./A of AAtrex 4L in a minimum of 10 gals. of water by ground equipment in the fall before ground freezes, or after thawing in the spring, but before the established grasses green-up and before weeds emerge. Examples of desirable established grasses include big bluestem, bluegrama, bromegrass, buffalograss, crested wheatgrass, indiangrass, little bluestem, side-oats grama, switchgrass, and western wheatgrass. Apply only once per year. Temporary discoloration or other form of injury to the desirable perennial grasses may occur following application.

**Notes:** To avoid illegal residues, (1) Do not cut or feed roadside grass hay. (2) Do not allow livestock to graze treated areas.

### **CONSERVATION RESERVE PROGRAM (CRP) (NE, OK, OR, AND TX)**

- Do not apply more than 2.0 lbs. a.i./A of atrazine for any application.
- Do not make more than one application per year.

For control or suppression of the following weeds: annual ragweeds, barnyardgrass, black nightshade, cheat, cocklebur, downy brome, fall panicum, field pennycress, giant foxtail, yellow foxtail, Japanese brome, Kentucky bluegrass, kochia, lambsquarters, little barley, marehail, pigweed, prickly lettuce, smooth brome, and sunflower, refer to the directions, notes, and precautions below:

### **Pure Stands of Newly Seeded Big Bluestem, Switchgrass, and Eastern gamagrass**

Use only on loam, silt loam, silty clay loam, clay loam, and silty clay soils with at least 1% organic matter.

**Establishment:** Broadcast 2 qts./A of AAtrex 4L preplant incorporated or preemergence at time of seeding and prior to emergence of weeds. Prepare a good firm seedbed. Plant 1/2 inch deep with a grassland drill (preferred method) or a conventional drill. If a conventional drill is used on prepared seedbeds, remove all tension from the disk openers. For best results, cultipack or roll after planting.

**Renovation of Existing Stands of Big Bluestem and Switchgrass Planted on CRP Acres:** Broadcast 1-2 qts./A of AAtrex 4L to existing stands of big bluestem and switchgrass prior to the emergence of weeds. Use the low rate on soils containing from 1-2% organic matter. Use the high rate on soils with 2% or more organic matter.

**Renovation of Existing Stands of the Following Perennial Range Grasses Planted on CRP Acres:** Blue grama, indiagrass, little bluestem, sand lovegrass, sideoats grama, and western wheatgrass.

Broadcast 0.5-1 qt./A of AAtrex 4L in the spring prior to weed emergence, or in the fall before the ground freezes and prior to weed emergence after these species have been established for at least one growing season for control or partial control of the weeds listed above. Use the low rate for weeds controlled or suppressed easily. Use the higher rate on other weeds claimed in an earlier section of this label.

**Aerial Application:** Make applications at a maximum height of 10 ft. above vegetation. Use low-drift nozzles at a maximum pressure of 40 psi. Restrict application to periods when wind speed does not exceed 10 mph to control drift. To assure that drift will not adversely affect adjacent sensitive nontarget plants, apply AAtrex 4L by aircraft at a minimum upwind distance of 400 ft. from sensitive plants. Use 3-5 gals./A total water volume; use the higher water volume when a dense, heavy ground cover is present.

**Notes:** (1) Do not cut or feed grass hay to livestock. (2) Do not graze treated areas. (3) Do not use seeds for bird food. (4) Do not dump or spill product or dispose of containers within reach of livestock. (5) Follow all applicable restrictions for the Conservation Reserve Program.

*Precaution: To avoid crop injury, make only one application per year. Slight discoloration of desirable grasses may occur following treatment. Injury may be enhanced when used on neutral or alkaline soils.*

**SEVERE DROUGHT CONDITIONS**

Do not graze forage or cut forage for hay. Under severe drought conditions, the Conservation Reserve Program allows grazing and making of hay from CRP acres, as so specified by the local ASCS (Agricultural Stabilization & Conservation Service) office. This label **does not** allow grazing or making of hay from CRP acres that have been treated with atrazine under any circumstance.

**SUGARCANE**

- Do not apply more than 4.0 lbs. a.i./A of atrazine for any application.
- Do not apply more than 10.0 lbs. a.i./A of atrazine per crop.

## General Use Directions for All States

For control of many broadleaf and grass weeds, including amaranths, crabgrass, fireweed, Flora's paintbrush, foxtails, junglerice, and wiregrass, broadcast 4-8 pts./A of AAtrex 4L at time of planting or ratooning, but before sugarcane emerges. Broadcast aerially in a minimum of 5 gals. of spray per acre, or broadcast or band by ground equipment in a minimum of 20 gals./A, unless indicated otherwise. One additional application may be made over the sugarcane as it emerges, and 2 additional applications may be made interline after emergence as directed sprays. Repeat treatments, where needed, may be applied broadcast, band, or interline as suggested with the final application being prior to close-in. Do not exceed the rate of herbicide suggested for any one crop of sugarcane.

**Note:** Where high rates of AAtrex 4L are used alone, apply in a minimum of 1 qt. of water for each 1 qt. of AAtrex 4L applied per acre.

**Aerial Application:** In order to assure that spray will be controllable within the target area when used according to label directions, make applications at a maximum height of 10 ft., using low-drift nozzles at a maximum pressure of 40 psi, and restrict application to periods when wind speed does not exceed 10 mph. To assure that spray will not adversely affect adjacent sensitive nontarget plants, apply AAtrex 4L alone by aircraft at a minimum upwind distance of 400 ft. from sensitive plants.

*Precautions for All States and Uses: (1) Injury to sugarcane may occur when under moisture stress, when soil is of low adsorptive capacity, or when land is first cropped to sugarcane. (2) Do not apply after close-in. (3) Do not apply more than 20 pts./A of AAtrex 4L to any one crop of sugarcane, or crop injury may result.*

For specific weed problems, the following may be used. Other rate and application timings may be used for other weed spectrums and cultural practices, provided they are within the above "General Use Directions for All States" and are consistent with the "Precautions for All States and Uses."

### Florida

For control of emerged pellitory weed: Apply 0.8-1.2 pts./A of AAtrex 4L in at least 40 gals. of water as a directed spray by ground equipment prior to close-in. Add 4 qts. of surfactant for each 100 gals. of spray. Thoroughly cover weed foliage.

For control of alexandergrass, large crabgrass, pellitory (artillery) weed, and spiny amaranth, use one of the following methods at planting or ratooning:

1. Apply 8 pts./A of AAtrex 4L preemergence. Follow with 1 or 2 applications, as needed, postemergence to sugarcane and weeds, at 4 pts./A of AAtrex 4L. Treat before weeds exceed 1.5 inches in height.

310P42

2. Apply 1-3 times, as needed, at 4 pts./A of AAtrex 4L postemergence to sugarcane and weeds. Treat before weeds exceed 1.5 inches in height.

### **Louisiana**

For control of annual weeds during the summer fallow period, apply 4 pts./A of AAtrex 4L to weed-free beds immediately after bed formation. Follow normal weed control program after planting.

*Precautions: To avoid crop injury, (1) Do not apply more than 10 qts./A of AAtrex 4L to any one crop of sugarcane. (2) If making 4 pts./A of AAtrex 4L application during summer fallow period, do not exceed 8 qts./A of AAtrex 4L during the remainder of the growing season, or illegal residues may result.*

### **Texas**

Use AAtrex 4L for control of barnyardgrass, pigweed, purslane, and sunflower, in plant or ratoon sugarcane.

Apply 8 pts./A of AAtrex 4L preemergence. Follow with 1 or 2 applications, as needed, at 6 pts./A of AAtrex 4L postemergence to sugarcane and weeds.

For best results when weeds are emerged, add a nonionic surfactant at a concentration of 2 qts./100 gals. of AAtrex 4L to the spray and apply before weeds exceed 1.5 inches in height.

### **TURFGRASSES FOR SOD**

For muck or peat soils:

- Do not apply more than 4.0 lbs. a.i./A (8 pts. of AAtrex 4L) for any application.
- Do not apply more than 6.0 lbs. a.i./A (12 pts. of AAtrex 4L) per year.

For sandy soils:

- Do not apply more than 2.0 lbs. a.i./A (4 pts. of AAtrex 4L) for any application.
- Do not apply more than 3.0 lbs. a.i./A (6 pts. of AAtrex 4L) per year.

### **St. Augustinegrass, Centipedegrass, and Zoysiagrass**

Broadcast 2-8 pts./A of AAtrex 4L according to soil texture to control those weeds listed under **AAtrex 4L Applied Alone – Corn or Grain Sorghum – Preplant Surface-Applied, Preplant Incorporated, or Preemergence.**

320442

Muck or peat	8 pts.	Old beds: Within 2 days after lifting sod.
		New beds: 3-4 days after sprigging or plugging.
Sandy soil	2-4 pts.	Old beds: Within 2 days after lifting sod.
		New beds: 7-10 days after sprigging or plugging.

If weeds regrow, apply an additional 4 pts./A of AAtrex 4L on muck or peat, or 2 pts./A on sandy soil.

*Precautions: To avoid crop injury, (1) Do not apply within 30 days prior to cutting or lifting. (2) Do not apply in combination with surfactants or other spray additives. (3) Use only on turfgrass reasonably free of infestations of insects, nematodes, and diseases. (4) On newly sprigged turfgrass, temporary slowing of growth may follow application. (5) Do not use north of NC (except in the VA Coastal Plains) or west of the high rainfall areas of eastern OK and eastern TX. (6) Do not use on alkaline or muck soils, except in FL.*

**Bermudagrass Sod Production**

**Bermudagrass, Centipedegrass, St. Augustinegrass, and Zoysiagrass**

- Do not apply more than 1.0 lb. a.i./A (2 pts. of AAtrex 4L) for any application.
- Do not apply more than 2.0 lbs. a.i./A (4 pts. of AAtrex 4L) per year.

Apply AAtrex 4L after October 1 before emergence of winter annual weeds for control of annual bluegrass, burclover, carpet burweed, chickweed, corn speedwell, henbit, hop clover, and spurweed. AAtrex 4L will control annual bluegrass even if it is emerged at time of treatment. For control of summer annual weeds listed in the preemergence section of the **AAtrex 4L Applied Alone – Corn or Grain Sorghum** section of this label, also apply AAtrex 4L in late winter before the weeds emerge. Apply in a minimum of 15 gals. of water per acre or 1 gal./1,000 sq. ft.

For continued summer annual weed control, apply another 2 pts./A of AAtrex 4L at least 30 days after the previous application. However, do not make more than 2 applications of this product per year. On bermudagrass, spring applications may slow green-up and do not apply after April 15.

*Precautions: On newly sprigged turfgrass and hybrid bermudagrass, temporary slowing of growth and yellowing may occur following application. To avoid turf injury, (1) Use only on turfgrass reasonably free of infestations of insects, nematodes, and diseases. (2) Do not use on golf greens. (3) Do not use north of NC (except in the VA Coastal Plains) or west of the high rainfall areas of eastern OK and eastern TX. (4) Do not use*



*on muck or alkaline soils. (5) Do not apply over the rooting area of trees or ornamentals not listed on this label. (6) Do not overseed with desirable turfgrass within 4 months before or 6 months after treatment. (7) Do not apply this product to newly seeded bermudagrass or zoysiagrass until it has overwintered and has a well-developed rhizome system.*

**Note:** Do not graze or feed turf clippings to animals, or illegal residues may result.

**Turfgrass for Fairways and Residential Sites (Including Homes, Daycare Facilities, Schools, Playgrounds, Parks, Recreational Areas, and Sports Fields)**

**Bermudagrass, Centipedegrass, St. Augustinegrass, and Zoysiagrass**

- Do not apply more than 1.0 lb. a.i./A (2 pts. of AAtrex 4L) for any application.
- Do not apply more than 2.0 lbs. a.i./A (4 pts. of AAtrex 4L) per year.

Apply AAtrex 4L after October 1 before emergence of winter annual weeds for control of annual bluegrass, burclover, carpet burweed, chickweed, corn speedwell, henbit, hop clover, and spurweed. AAtrex 4L will control annual bluegrass even if it is emerged at time of treatment. For control of summer annual weeds listed in the preemergence section of the **AAtrex 4L Applied Alone – Corn or Grain Sorghum** section of this label, also apply AAtrex 4L in late winter before the weeds emerge. Apply in a minimum of 15 gals. of water per acre or 1 gal./1,000 sq. ft.

For continued summer annual weed control, apply another 2 pts./A of AAtrex 4L at least 30 days after the previous application. However, do not make more than 2 applications of this product per year. On bermudagrass, spring applications may slow green-up and do not apply after April 15.

*Precautions: On newly sprigged turfgrass and hybrid bermudagrass, temporary slowing of growth and yellowing may occur following application. To avoid turf injury, (1) Use only on turfgrass reasonably free of infestations of insects, nematodes, and diseases. (2) Do not use on golf greens. (3) Do not use north of NC (except in the VA Coastal Plains) or west of the high rainfall areas of eastern OK and eastern TX. (4) Do not use on muck or alkaline soils. (5) Do not apply over the rooting area of trees or ornamentals not listed on this label. (6) Do not overseed with desirable turfgrass within 4 months before or 6 months after treatment. (7) Do not apply this product to newly seeded bermudagrass or zoysiagrass until it has overwintered and has a well-developed rhizome system.*

**Note:** Do not graze or feed turf clippings to animals, or illegal residues may result.

## MACADAMIA NUTS

- Do not apply more than 4.0 lbs. a.i./A of atrazine for any application.
- Do not apply more than 8.0 lbs. a.i./A of atrazine per year.

For preemergence control of many broadleaf and grass weeds, including crabgrass, foxtail, wiregrass, Flora's paintbrush, spanishneedles, and fireweed, broadcast 4-8 pts./A of AAtrex 4L before harvest and before weeds emerge. Repeat as necessary. Do not spray when nuts are on ground during harvest period. Do not apply by air.

## GUAVA

- Do not apply more than 4.0 lbs. a.i./A of atrazine per acre for any application.
- Do not apply more than 8.0 lbs. a.i./A of atrazine per year.

Use only on established plantings which are at least 18 months old. Apply as a directed spray at 4-8 pts./A of AAtrex 4L in 20-50 gals. of spray mix preemergence or early postemergence to weeds. When applying postemergence, the use of a surfactant and greater spray volume (80-100 gals. of spray mix per acre) may enhance weed control. This product controls many annual broadleaf and grass weeds, including fireweed, purslane, scarlet pimpernel, spanishneedles, and sowthistle.

**Notes:** To avoid illegal residues, (1) Do not allow spray to contact foliage or fruit. (2) Do not apply more frequently than at 4-month intervals. (3) Do not apply more than 16 pts. of AAtrex 4L per year.

## CONIFERS

- Do not apply more than 4.0 lbs. a.i./A of atrazine per acre for any application.
- Do not apply more than 4.0 lbs. a.i./A of atrazine per year.

For control of annual broadleaf and grass weeds prior to transplanting, after transplanting, or in established conifers (including Douglas fir, grand fir, noble fir, white fir, Austrian pine, bishop pine, Jeffrey pine, knobcone pine, loblolly pine, lodgepole pine (shore pine), monterey pine, ponderosa pine, Scotch pine, slash pine, blue spruce, and Sitka spruce): Broadcast 4-8 pts. of AAtrex 4L in a minimum of 5 gals. of water per acre by air or 10 gals. by ground before weeds are 1.5 inches tall. Apply to established trees between fall and early spring while trees are dormant. For new transplants, apply during or soon after transplanting. For applications prior to transplanting, allow sufficient precipitation to activate AAtrex 4L before transplanting. In areas where spring and summer rainfall is inadequate to activate AAtrex 4L, apply during fall, prior to spring transplanting.

For the list of weeds controlled, see **AAtrex 4L Applied Alone – Corn or Grain Sorghum – Preplant Surface-Applied, Preplant Incorporated, or Preemergence.**

**Quackgrass Control:** Broadcast 8 pts. of AAtrex 4L in a minimum of 5 gals. of water per acre by air or 10 gals. by ground between fall and early spring while trees are dormant and before quackgrass is more than 1.5 inches tall.

*Precautions: (1) In areas west of the Rocky Mountains (except the Great Basin), grazing may begin 7 months after a fall application or 3 months after a winter or spring application. (2) To prevent illegal residues, do not graze treated areas of the Great Basin, or areas east of the Rocky Mountains. (3) Temporary injury to trees may occur following use of AAtrex 4L on coarse-textured soil. (4) To avoid crop injury, do not apply to seedbeds. (5) Also apply only once per year.*

**Aerial Application:** In order to assure that spray will be controllable within the target area when used according to label directions, make applications at a maximum height of 10 ft. above vegetation, using low-drift nozzles at a maximum pressure of 40 psi, and restrict application to periods when wind speed does not exceed 10 mph. To assure that spray will not adversely affect adjacent sensitive nontarget plants, apply AAtrex 4L by aircraft at a minimum upwind distance of 400 ft. from sensitive plants.

---

## **STORAGE AND DISPOSAL**

---

Do not contaminate water, food, or feed by storage or disposal.

### **Pesticide Storage**

Ground water contamination may be reduced by diking and flooring of permanent liquid bulk storage sites with an impermeable material.

### **Pesticide Disposal**

Open dumping is prohibited. Wastes resulting from the use of this product are acutely toxic. Improper disposal of unused pesticide, spray mixture, or rinsate is a violation of federal law. Pesticide, spray mixture, or rinsate that cannot be used according to label instructions must be disposed of according to federal, state, or local procedures. For guidance in proper disposal methods, contact your State Pesticide or Environmental Control Agency, or the Hazardous Waste representative at the nearest EPA Regional Office.

### **Container Handling [less than 5 gallons]**

Non-refillable container. Do not reuse or refill this container. Offer for recycling if available. Triple rinse container (or equivalent) promptly after emptying. Triple rinse as follows: Empty the remaining contents into application equipment or a mix tank. Drain for 10 seconds after the flow begins to drip. Fill the container  $\frac{1}{4}$  full with water and recap. Shake for 10 seconds. Pour rinsate into application equipment or a mix tank or store rinsate for later use and disposal. Drain for 10 seconds after the flow begins to drip. Repeat this procedure two more times. Then offer for recycling if available or puncture and dispose of in a sanitary landfill, or by incineration, or, if allowed by state and local authorities, by burning. If burned, stay out of smoke.

### **Container Handling [Bulk and Mini-Bulk]**

Refillable container. Refill this container with Aatrex Herbicide only. Do not reuse this container for any other purpose. Cleaning the container before final disposal is the responsibility of the person disposing of the container. Cleaning before refilling is the responsibility of the person refilling. To clean container before final disposal, empty the remaining contents from this container into application equipment or mix tank. Fill the container about 10 percent full with water. Agitate vigorously or recirculate water with the pump for 2 minutes. Pour or pump rinsate into application equipment or rinsate collection system. Repeat this rinsing procedure two more times. Then offer for recycling if available or puncture and dispose of in a sanitary landfill, or by incineration, or by other procedures allowed by state and local authorities. If the container is damaged or leaking, or obsolete, contact SYNGENTA CROP PROTECTION, INC. at 1-800-888-8372.

For minor spills, leaks, etc., follow all precautions indicated on this label and clean up immediately. Take special care to avoid contamination of equipment and facilities during cleanup procedures and disposal of wastes. In the event of a major spill, fire, or other emergency, call 1-800-888-8372, day or night. If the container is damaged and leaking or material has been spilled follow these procedures:

1. Cover spill with absorbent material.
2. Sweep into disposal container.
3. Wash area with detergent and water and follow with clean water rinse.
4. Do not contaminate water supplies.
5. Dispose of according to instructions.

---

AAatrex®, Concep®, Dual Magnum®, Gramoxone Inteon®, Princep®, Caliber 90®, Touchdown® and the Syngenta logo are trademarks of Syngenta

Compex® trademark of KALO, Inc.

Lasso®, Ramrod®, and Roundup® trademarks of Monsanto Company

Unite® trademark of HACO, Inc.

X-77® trademark of Loveland Industries, Inc.

©2008 Syngenta

For non-emergency (e.g., current product information), call  
Syngenta Crop Protection at 1-800-334-9481.

Manufactured for:  
Syngenta Crop Protection, Inc.  
P. O. Box 18300  
Greensboro, North Carolina 27419-8300

(CONTAINER LABEL – 2.5 GALLON AND BULK)

RESTRICTED USE PESTICIDE

(GROUND AND SURFACE WATER CONCERNS)

FOR RETAIL SALE TO AND USE ONLY BY CERTIFIED APPLICATORS OR PERSONS UNDER THEIR DIRECT SUPERVISION, AND ONLY FOR THOSE USES COVERED BY THE CERTIFIED APPLICATOR'S CERTIFICATION. THIS PRODUCT IS A RESTRICTED-USE HERBICIDE DUE TO GROUND AND SURFACE WATER CONCERNS.

USERS MUST READ AND FOLLOW ALL PRECAUTIONARY STATEMENTS AND INSTRUCTIONS FOR USE IN ORDER TO MINIMIZE POTENTIAL FOR ATRAZINE TO REACH GROUND AND SURFACE WATER.

GROUP 5 HERBICIDE

AAtrex® 4L  
Herbicide

For season-long weed control in corn, sorghum, and certain other crops

Active Ingredients:

Atrazine: 2-chloro-4-ethylamino-6-isopropylamino-s-triazine .....	42.6%
Related Compounds.....	0.9%
Other Ingredients:	56.5%
Total:	100.0%

AAtrex 4L contains 4 lbs. active ingredients per gallon.  
Shake well before using.

**KEEP OUT OF REACH OF CHILDREN.**  
**CAUTION**

EPA Reg. No. 100-497  
EPA Est. 100-LA-001

See directions for use in attached booklet.

**AGRICULTURAL USE REQUIREMENTS**

Use this product only in accordance with its labeling and with the Worker Protection Standard, 40 CFR part 170. Refer to supplemental labeling under "Agricultural Use Requirements" in the Directions for Use section for information about this standard.

2.5 gallons \_\_\_\_\_ gallons  
Net Contents Net Contents

SCP 497A-L38RR 0408 [2.5 gallon, Product ID 50250]

**Precautionary Statements**

**Hazards to Humans and Domestic Animals**

**CAUTION**

Causes moderate eye irritation. Avoid contact with skin or clothing.

<b>FIRST AID</b>	
<b>If in eyes</b>	<ul style="list-style-type: none"> <li>• Hold eye open and rinse slowly and gently with water for 15-20 minutes.</li> <li>• Remove contact lenses, if present, after the first 5 minutes, then continue rinsing eye.</li> <li>• Call a poison control center or doctor for treatment advice</li> </ul>
<b>If swallowed</b>	<ul style="list-style-type: none"> <li>• Call a poison control center or doctor immediately for treatment advice.</li> <li>• Have person sip a glass of water if able to swallow.</li> <li>• Do not induce vomiting unless told to do so by a poison control center or doctor.</li> <li>• Do not give anything by mouth to an unconscious person.</li> </ul>
<b>If inhaled</b>	<ul style="list-style-type: none"> <li>• Move person to fresh air.</li> <li>• If person is not breathing, call 911 or an ambulance, then give artificial respiration, preferably by mouth-to-mouth, if possible.</li> <li>• Call a poison control center or doctor for treatment advice</li> </ul>
<b>If on skin or clothing</b>	<ul style="list-style-type: none"> <li>• Take off contaminated clothing.</li> <li>• Rinse skin immediately with plenty of water for 15-20 minutes.</li> <li>• Call a poison control center or doctor for treatment advice.</li> </ul>
	•
Have the product container or label with you when calling a poison control center or doctor or going for treatment.	
<b>HOT LINE NUMBER</b>	
For 24 Hour Medical Emergency Assistance (Human or Animal) or Chemical Emergency Assistance (Spill, Leak, Fire, or Accident), Call <b>1-800-888-8372</b>	

**Environmental Hazards**

Atrazine can travel (seep or leach) through soil and can enter ground water which may be used as drinking water. Atrazine has been found in ground water. Users are advised not to apply atrazine to sand and loamy sand soils where the water table (ground water) is close to the surface and where these soils are very permeable, i.e., well-drained. Your local agricultural agencies can provide further information on the type of soil in your area and the location of ground water.

This product must not be mixed/loaded, or used within 50 feet of all wells, including abandoned wells, drainage wells, and sink holes.\*

This product must not be mixed or loaded within 50 feet of intermittent streams and rivers, natural or impounded lakes, and reservoirs. This product may not be applied aerially or by ground within 66 feet of the points where field surface water runoff enters perennial or intermittent streams and rivers or within 200 ft. around natural or impounded lakes and reservoirs. If this product is applied to highly erodible land, the 66 foot buffer or setback from runoff entry points must be planted to crop, seeded with grass or other suitable crop.

### **Tile-Outletted Terraced Fields Containing Standpipes**

One of the following restrictions must be used in applying atrazine to tile-terraced fields containing standpipes:

1. Do not apply this product within 66 feet of standpipes in tile-outletted terraced fields.
2. Apply this product to the entire tile-outletted terraced field and immediately incorporate it to a depth of 2-3 inches in the entire field.
3. Apply this product to the entire tile-outletted terraced field under a no-till practice only when a high crop residue management practice is practiced. High crop residue management is described as a crop management practice where little or no crop residue is removed from the field during and after crop harvest.

This pesticide is toxic to aquatic invertebrates. Do not apply directly to water, to areas where surface water is present, or to intertidal areas below the mean high water mark. Do not apply when weather conditions favor drift from treated areas. Runoff and drift from treated areas may be hazardous to aquatic organisms in neighboring areas. Do not contaminate water when disposing of equipment wash water.

\*For exceptions to this restriction, see the Environmental Hazards section of the Precautionary Statements in attached booklet.

### **Chemigation Prohibition**

Do not apply this product through any type of irrigation system.

### **Pesticide Storage**

Ground water contamination may be reduced by diking and flooring of permanent liquid bulk storage sites with an impermeable material.



**Container Handling [Less than 5 gallons]**

Non-refillable container. Do not reuse or refill this container. Offer for recycling if available. Triple rinse container (or equivalent) promptly after emptying. Triple rinse as follows: Empty the remaining contents into application equipment or a mix tank. Drain for 10 seconds after the flow begins to drip. Fill the container ¼ full with water and recap. Shake for 10 seconds. Pour rinsate into application equipment or a mix tank or store rinsate for later use and disposal. Drain for 10 seconds after the flow begins to drip. Repeat this procedure two more times. Then offer for recycling if available or puncture and dispose of in a sanitary landfill, or by incineration, or, if allowed by state and local authorities, by burning. If burned, stay out of smoke.

**Container Handling [Bulk]**

Refillable container. Refill this container with Aatrex Herbicide only. Do not reuse this container for any other purpose. Cleaning the container before final disposal is the responsibility of the person disposing of the container. Cleaning before refilling is the responsibility of the person refilling. To clean container before final disposal, empty the remaining contents from this container into application equipment or mix tank. Fill the container about 10 percent full with water. Agitate vigorously or recirculate water with the pump for 2 minutes. Pour or pump rinsate into application equipment or rinsate collection system. Repeat this rinsing procedure two more times. Then offer for recycling if available or puncture and dispose of in a sanitary landfill, or by incineration, or by other procedures allowed by state and local authorities. If the container is damaged, leaking, or obsolete, contact SYNGENTA CROP PROTECTION, INC. at 1-800-888-8372.

---

AAtrex® and the Syngenta logo are trademarks of a Syngenta Group Company

©2008 Syngenta

Manufactured for:  
Syngenta Crop Protection, Inc.  
P. O. Box 18300  
Greensboro, North Carolina 27419-8300

SCP 497A-L38RR 0408 [2.5 gallon, Product ID 50250]

December 8, 1983

Revised February 2, 1984  
Revised March 13, 1985  
Revised September 4, 1985  
Revised August 5, 1986

- Revised June 12, 1987
- Revised October 25, 1989  
(delete rangeland, proso millet and Igran tank mixes)
- Revised December 11, 1989  
(delete pineapples, add exposure-reduction measures)
- Revised May 23, 1992  
(SW mitigation measures - delete IWC)
- Revised June 3, 1993
- Revised July 6, 1993
- Revised February 14, 1997  
(Novartis logo)
- Revised May 7, 1998 - revise cane directions
- Revised May 17, 2000 (storage and disposal bulk consolidate)
- Revised July 7, 2000 (rev. ing. declar.)
- Revised June 2001 (Syngenta format)
- Revised August 2003 First Aid
- Revised July 2004 Atrazine IRED/MOA
- Revised January 2005 – added “terraced” back to label in Tile-Outletted Terraced Fields section
- Revised June 2005 – Resistance Management symbol/language; revised Gramoxone Extra to Max, added Touchdown brands, Roundup “brands”; replaced Princep 80W with 4L and revised rates; deleted Sutan+; revised Turf section.
- Revised Dec 2005 – Chemical Fallow section per request state of KS
- Revised April 2008 – Atrazine re-registration (EPA request).
- Revised March 26, 2009—Container Handling per PR Notice 2007-4