



United States
Environmental Protection Agency
Washington, DC 20460

<input type="checkbox"/>	Registration
<input type="checkbox"/>	Amendment
<input checked="" type="checkbox"/>	Other

OPP Identifier Number
Notification

Application for Pesticide - Section I

1. Company/Product Number 100-497	2. EPA Product Manager James Tompkins	3. Proposed Classification <input type="checkbox"/> None <input type="checkbox"/> Restricted
4. Company/Product (Name) Aatrex® 4L Herbicide	PM# 25	
5. Name and Address of Applicant (Include ZIP Code) Novartis Crop Protection, Inc. P. O. Box 18300 Greensboro, NC 27419 <input type="checkbox"/> Check if this is a new address	6. Expedited Review. In accordance with FIFRA Section 3(c)(3) (b)(i), my product is similar or identical in composition and labeling to: EPA Reg. No. _____ Product Name _____	

Section - II

<input type="checkbox"/> Amendment - Explain below.	<input type="checkbox"/> Final printed labels in response to Agency letter dated _____
<input type="checkbox"/> Resubmission in response to Agency letter dated _____	<input type="checkbox"/> "Me Too" Application.
<input checked="" type="checkbox"/> Notification - Explain below.	<input type="checkbox"/> Other - Explain below.

NOTIFICATION
JUL 25 1997

Explanation: Use additional page(s) if necessary. (For Section I and Section II.)

Revise company name and logo to new name; Novartis Crop Protection, Inc., and to remove statement "Use entire contents at one time".

This notification is consistent with the provisions of PR Notice 95-2 and EPA regulations at 40 CFR 152.46, and no other changes have been made to the labeling or the confidential statement of formula of this product. I understand that it is a violation of 18 U.S.C. Sec. 1001 to willfully make any false statement to EPA. I further understand that if this notification is not consistent with the terms of PR Notice 95-2 and 40 CFR 152.46, this product may be in violation of FIFRA and I may be subject to enforcement action and penalties under sections 12 and 14 of FIFRA.

Section - III

1. Material This Product Will Be Packaged In:				2. Type of Container	
Child-Resistant Packaging <input type="checkbox"/> Yes <input type="checkbox"/> No	Unit Packaging <input type="checkbox"/> Yes <input type="checkbox"/> No	Water Soluble Packaging <input type="checkbox"/> Yes <input type="checkbox"/> No			<input type="checkbox"/> Metal <input type="checkbox"/> Plastic <input type="checkbox"/> Glass <input type="checkbox"/> Paper <input type="checkbox"/> Other (Specify) _____
*Certification must be submitted		If "Yes" Unit Packaging wgt.	No. per container	If "Yes" Unit Packaging wgt.	No. per container
3. Location of Net Contents Information <input type="checkbox"/> Label <input type="checkbox"/> Container		4. Size(s) Retail Container		5. Location of Label Directions <input type="checkbox"/> On Label <input type="checkbox"/> On Labeling accompanying product	
6. Manner in Which Label is Affixed to Product <input type="checkbox"/> Lithograph <input type="checkbox"/> Paper glued <input type="checkbox"/> Stenciled				<input type="checkbox"/> Other _____	

Section - IV

1. Contact Point (Complete items directly below for identification of individual to be contacted, if necessary, to process this application.)					
Name Thomas J. Parsley		Title Senior Regulatory Manager		Telephone No. (Include Area Code) (910) 632-7207	
Certification I certify that the statements I have made on this form and all attachments thereto are true, accurate and complete. I acknowledge that any knowingly false or misleading statement may be punishable by fine or imprisonment or both under applicable laws.					6. Date Application Received (Stamped)
2. Signature <i>Thomas J. Parsley</i>		3. Title Senior Regulatory Manager			
4. Typed Name Thomas J. Parsley		5. Date July 18, 1997			


2916

RESTRICTED USE PESTICIDE

(GROUND AND SURFACE WATER CONCERNS)

FOR RETAIL SALE TO AND USE ONLY BY CERTIFIED APPLICATORS OR PERSONS UNDER THEIR DIRECT SUPERVISION, AND ONLY FOR THOSE USES COVERED BY THE CERTIFIED APPLICATOR'S CERTIFICATION.
THIS PRODUCT IS A RESTRICTED-USE HERBICIDE DUE TO GROUND AND SURFACE WATER CONCERNS. USERS MUST READ AND FOLLOW ALL PRECAUTIONARY STATEMENTS AND INSTRUCTIONS FOR USE IN ORDER TO MINIMIZE POTENTIAL FOR ATRAZINE TO REACH GROUND AND SURFACE WATER.

AAtrex® 4L



HERBICIDE

For season-long weed control in corn, sorghum, and certain other crops

KEEP OUT OF REACH OF CHILDREN.

CAUTION

See additional precautionary statements and directions for use inside booklet.

NCP 7L38FF 0297

2.5 GALLONS

U.S. Standard Measure

Active Ingredients:	
Atrazine: 2-chloro-4-ethylamino-6-isopropylamino-s-triazine	40.8%
Related compounds	2.2%
<hr/>	
Inert Ingredients:	57.0%
Total:	100.0%

AAtrex 4L contains 4 lbs. active ingredients per gallon.

SHAKE WELL BEFORE USING.

EPA Reg. No. 100-497 EPA Est. 100-LA-1

 NOVARTIS

NOTIFICATION

JUL 25 1997

DIRECTIONS FOR USE AND CONDITIONS OF SALE AND WARRANTY

IMPORTANT: Read the entire Directions for Use and the Conditions of Sale and Warranty before using this product. If terms are not acceptable, return the unopened product container at once.

CONDITIONS OF SALE AND WARRANTY

The Directions for Use of this product reflect the opinion of experts based on field use and tests. The directions are believed to be reliable and should be followed carefully. However, it is impossible to eliminate all risks inherently associated with use of this product. Crop injury, ineffectiveness, or other unintended consequences may result because of such factors as weather conditions, presence of other materials, or the manner of use or application all of which are beyond the control of Novartis Crop Protection, Inc. or the Seller. All such risks shall be assumed by the Buyer.

Novartis warrants that this product conforms to the chemical description on the label and is reasonably fit for the purposes referred to in the Directions for Use subject to the inherent risks referred to above. **Novartis makes no other express or implied warranty of Fitness or Merchantability or any other express or implied warranty. In no case shall Novartis or the Seller be liable for consequential, special, or indirect damages resulting from the use or handling of this product.** Novartis and the Seller offer this product, and the Buyer and user accept it, subject to the foregoing Conditions of Sale and Warranty, which may be varied only by agreement in writing signed by a duly authorized representative of Novartis.

DIRECTIONS FOR USE

It is a violation of federal law to use this product in a manner inconsistent with its labeling.

Do not apply this product in a way that will contact workers or other persons, either directly or through drift. Only protected handlers may be in the area during application. For any requirements specific to your State or Tribe, consult the agency responsible for pesticide regulation.

AGRICULTURAL USE REQUIREMENTS

Use this product only in accordance with its labeling and with the Worker Protection Standard, 40 CFR part 170. This Standard contains requirements for the protection of agricultural workers on farms, forests, nurseries, and greenhouses, and handlers of agricultural pesticides. It contains requirements for training, decontamination, notification, and emergency assistance. It also contains specific instructions and exceptions pertaining to the statements on this label about personal protective equipment (PPE) and restricted-entry interval. The requirements in this box only apply to uses of this product that are covered by the Worker Protection Standard.

Do not enter or allow worker entry into treated areas during the restricted entry interval (REI) of 12 hours. Exception: If the product is soil-injected or soil-incorporated, the Worker Protection Standard, under certain circumstances, allows workers to enter the treated area if there will be no contact with anything that has been treated.

PPE required for early entry to treated areas that is permitted under the Worker Protection Standard and that involves contact with anything that has been treated, such as plants, soil, or water is:

- Coveralls
- Waterproof gloves
- Chemical-resistant footwear plus socks

NON-AGRICULTURAL USE REQUIREMENTS

The requirements in this box apply to uses of this product that are NOT within the scope of the Worker Protection Standard for agricultural pesticides (40 CFR Part 170). The WPS applies when this product is used to produce agricultural plants on farms, forests, nurseries, or greenhouses.

Do not enter treated areas without protective clothing until sprays have dried.

FAILURE TO FOLLOW THE DIRECTIONS FOR USE AND PRECAUTIONS ON THIS LABEL MAY RESULT IN POOR WEED CONTROL, CROP INJURY, OR ILLEGAL RESIDUES.

Do not apply this product through any type of irrigation system.

GENERAL INFORMATION

This herbicide controls many annual broadleaf and grass weeds in corn, sorghum, sugarcane, and certain other crops specified on this label. This product may be applied before or after weeds emerge.

Following many years of continuous use of this product and chemically related products, biotypes of some of the weeds listed on this label have been reported which cannot be effectively controlled by this and related herbicides. Where this is known or suspected, and weeds controlled by this product are expected to be present along with resistant biotypes, we recommend the use of this product in combinations or in sequence with other registered herbicides which are not triazines. If only resistant biotypes are expected to be present, use a registered non-triazine herbicide. Consult with your state Agricultural Extension Service for specific recommendations.

Since this product acts mainly through root absorption, its effectiveness depends on moisture to move it into the root zone. If weeds develop, a shallow cultivation or rotary hoeing will generally result in better weed control.

This product is noncorrosive to equipment and metal surfaces, nonflammable, and has low electrical conductivity.

Avoid using near adjacent desirable plants or in greenhouses, or injury may occur.

To avoid spray drift, do not apply under windy conditions. Avoid spray overlap, as crop injury may result.

Where the use directions give a range of rates, use the lower rate on coarse-textured soil and soil low in organic matter; use the higher rate on fine-textured soil and soil high in organic matter.

Note: Novartis does not recommend applications in combination with other herbicides or oils, except as specifically described on the label or in literature published by Novartis.

APPLICATION PROCEDURES

Ground application: Use conventional ground sprayers equipped with nozzles that provide accurate and uniform application. Be certain that nozzles are uniformly spaced and are the same size. Calibrate sprayer before use and recalibrate at the start of each season and when changing carriers. Unless otherwise specified, use a minimum of 10 gals. of spray mixture per acre for all preplant incorporated, preplant surface, preemergence, and postemergence applications (with or without oil or surfactant) with ground equipment.

Use a pump with capacity to: (1) maintain 35-40 psi at nozzles, (2) provide sufficient agitation in tank to keep mixture in suspension, and (3) to provide a minimum of 20% bypass at all times. Use centrifugal pumps which provide propeller shear action for dispersing and mixing this product. The pump should provide a minimum of 10 gals./minute/100 gal. tank size circulated through a correctly positioned sparger tube or jets.

Use screens to protect the pump and to prevent nozzles from clogging. Screens placed on the suction side of the pump should be 16-mesh or coarser. Do not place a screen in the recirculation line. Use 50-mesh or coarser screens between the pump and boom, and where required, at the nozzles. Check nozzle manufacturer's recommendations.

For band applications, calculate amount to be applied per acre as follows:

$$\frac{\text{band width in inches}}{\text{row width in inches}} \times \frac{\text{broadcast rate}}{\text{per acre}} = \frac{\text{amount needed}}{\text{per acre of field}}$$

Aerial application: Use aerial application only where broadcast applications are specified. Apply in a minimum of 1 qt. of water for each qt. of this product applied per acre. For postemergence treatments on corn and sorghum, apply recommended rate in a minimum of 2 gals. of water per acre. Avoid applications under conditions where uniform coverage cannot be obtained or where excessive spray drift may occur.

Avoid application to humans or animals. Flagmen and loaders should avoid inhalation of spray mist and prolonged contact with skin.

Application in water or liquid fertilizer: Nitrogen solution or complete liquid fertilizer may replace all or part of the water as a carrier for preemergence, preplant incorporated, or preplant surface ground application on corn and sorghum. Check the compatibility of this product with liquid fertilizer and/or nitrogen solution as shown below before use. Do not apply in nitrogen solution or complete liquid fertilizer after corn or sorghum emerges, or crop injury may occur.

Compatibility Test: Since liquid fertilizers can vary, even within the same analysis, always check compatibility with herbicide(s) each time before use. Be especially careful when using complete suspension or fluid fertilizers, as serious compatibility problems are more likely to occur. Commercial application equipment may improve compatibility in some instances. The following test assumes a spray volume of 25 gals./A. For other spray volumes, make appropriate changes in the ingredients. Check compatibility using this procedure:

1. Add 1 pt. of fertilizer to each of 2 one-qt. jars with tight lids.
2. To one of the jars, add 1/4 tsp. or 1.2 milliliters of a compatibility agent approved for this use, such as Compex® or Unite® (1/4 tsp. is equivalent to 2 pts./100 gals. spray). Shake or stir gently to mix.
3. To both jars, add the appropriate amount of herbicide(s). If more than one herbicide is used, add them separately with dry herbicides first, flowables next, and emulsifiable concentrates last. After each addition, shake or stir gently to thoroughly mix. The appropriate amount of herbicides for this test follows:

Dry herbicides: For each pound to be applied per acre, add 1.5 level teaspoons to each jar.

Liquid herbicides: For each pint to be applied per acre, add 0.5 teaspoon or 2.5 milliliters to each jar.

4. After adding all ingredients, put lids on and tighten, and invert each jar 10 times to mix. Let the mixtures stand 15 minutes and then look for separation, large flakes, precipitates, gels, heavy oily film on the jar, or other signs of incompatibility. Determine if the compatibility agent is needed in the spray mixture by comparing the 2 jars. If either mixture separates, but can be remixed readily, the mixture can be sprayed as long as good agitation is used. If the mixtures are incompatible, test the following methods of improving compatibility: (A) slurry the dry herbicide(s) in water before addition, or (B) add 1/2 of the compatibility agent to the fertilizer and the other 1/2 to the emulsifiable concentrate or flowable herbicide before addition to the mixture. If incompatibility is still observed, do not use the mixture.

Application in water plus emulsifiable oil or oil concentrate: Adding emulsifiable oil (petroleum-derived, petroleum-derived oil concentrate, or single or mixed crop-derived oil concentrate) to post-emergence water-based sprays in corn and sorghum may improve weed control. However, under certain conditions, the use of either type of oil may seriously injure the crop. To minimize this possibility, observe the following directions:

Use one of the following properly emulsified:

1. A suitable oil concentrate containing at least 1%, but not more than 20% suitable emulsifier or surfactant blend.
2. Petroleum-derived oil containing at least 1% suitable emulsifier.

Note: In the event of a compatibility problem when mixing oil with this product and water, a compatibility agent, such as Compex or Unite, should be used. Any of the above oils contaminated with water or other materials can cause compatibility problems and/or crop injury.

Mixing Procedures – All Uses: (1) Be sure sprayer is clean and not contaminated with any other materials, or crop injury or sprayer clogging may result. (2) Fill tank 1/4 full with clean water, nitrogen solution, or complete liquid fertilizer. (3) Start agitation. (4) Be certain that the agitation system is working properly and creates a rippling or rolling action on the liquid surface. (5) Pour product directly from container into tank. (6) Continue filling tank until 90% full. Increase agitation if necessary to maintain surface action. (7) Add emulsifiable oil, oil concentrate, or tank-mix herbicide(s) after this product is thoroughly suspended. (8) Finish filling tank. (9) Empty tank as completely as possible before refilling to prevent buildup of oil or emulsifiable concentrate residue. Maintain agitation to avoid separation of materials. (10) If an oil or emulsifiable concentrate film starts to build up in tank, drain it and clean with strong detergent solution or solvent. (11) Clean sprayer thoroughly immediately after use by flushing system with water containing a detergent.

Rotational Crops – All Uses: (1) Do not rotate to any crop except corn or sorghum until the following year, or injury may occur. (2) If applied after June 10, do not rotate with crops other than corn or sorghum the next year, or crop injury may occur. (3) In the High Plains and Intermountain areas of the West where rainfall is sparse and erratic or where irrigation is required, use only when corn or sorghum is to follow corn or sorghum or when a crop of untreated corn or sorghum is to precede other rotational crops. (4) In eastern parts of the Dakotas, KS, western MN, and NE, do not rotate to soybeans if the rate applied to corn or sorghum was more than 4 pts./A or equivalent band application rate, or soybean injury may occur. (5) Injury may occur to soybeans planted the year following application on soils having a calcareous surface layer. (6) Do not plant sugar beets, tobacco, vegetables (including dry beans), spring-seeded small grains, or small-seeded legumes and grasses the year following application, or injury may occur.

AATREX 4L APPLIED ALONE – CORN OR GRAIN SORGHUM*

Preplant Surface-Applied, Preplant Incorporated, or Preemergence (or Postemergence at 4 pts./A With Oil)

Broadleaf and Grass Weeds Controlled

barnyardgrass (watergrass)***	witchgrass (<i>Panicum capillare</i>)***	cocklebur**	nightshade
giant foxtail**	yellow foxtail***	groundcherry	pigweed
green foxtail***		jimsonweed	purslane
large (hairy) crabgrass**		kochia	ragweed
wild oats		lambsquarters	sicklepod**
		annual morningglory	velvetleaf (buttonweed)***
		mustards	

Postemergence with Emulsifiable Oil or Oil Concentrate in Water (at 2.4 pts./A)

Broadleaf Weeds Controlled

annual morningglory	jimsonweed	mustards	ragweed	wild buckwheat
cocklebur	lambsquarters	pigweed	smartweed	velvetleaf**

*Where there are state/local requirements regarding atrazine use (including lower maximum rates and/or greater setbacks) which are different from the label, the more restrictive/protective requirements must be followed. Certain states may have established rate limitations within specific geographical areas. Consult your state lead pesticide control agency for additional information. It is a violation of this label to deviate from state use regulations.

**Partial control only.

***Partial control only on medium- and fine-textured soils.

CORN

Preplant Surface-Applied (Broadleaf and grass control): Use on medium- and fine-textured soil with minimum-tillage or no-tillage systems only in CO, IA, IL, IN, KS, KY, MN, MO, MT, ND, NE, SD, WI, and WY. Apply the recommended rate of AAtrex 4L shown in Table 1 up to 45 days prior to planting. On coarse-textured soils, do not apply more than 2 weeks prior to planting. If an unsatisfactory length of weed control results from adverse environmental conditions following early treatment, a follow-up application of an appropriately labeled herbicide may be used. If the follow-up treatment includes atrazine, do not exceed the labeled rate for corn indicated in Table 1.

If weeds are present at the time of treatment, apply in tank-mix combination with a contact herbicide (for example, Gramoxone® Extra or Roundup®). Observe directions for use, precautions, and restrictions on the label of the contact herbicide.

Note: To the extent possible, do not move treated soil out of the row or move untreated soil to the surface during planting, or weed control will be diminished.

Preplant Incorporated (Broadleaf and grass control): Broadcast in spring after plowing at rate in Table 1. Apply to the soil and incorporate before, during, or after final seedbed preparation. Avoid deep incorporation. For best results, apply within 2 weeks prior to planting.

Preemergence or At-Planting (Broadleaf and grass control): Apply during or shortly after planting before weed emergence, at rate in Table 1.

Postemergence (Broadleaf and grass control): Apply before weeds exceed 1.5 inches in height and before corn exceeds 12 inches in height at rate in Table 1.

Table 1: Broadleaf and Grass Weed Control on Corn*

FOR ALL SOIL APPLICATIONS PRIOR TO CROP EMERGENCE

• On Highly Erodible Soils (as defined by SCS)

If conservation tillage is practiced, leaving at least 30% of the soil covered with plant residues at planting, apply a maximum of 4 pts./A as a broadcast spray.

If the soil coverage with plant residue is less than 30% at planting, a maximum of 3.2 pts./A may be applied.

• On Soils Not Highly Erodible

Apply 4 pts./A as a broadcast spray.

FOR POSTEMERGENCE APPLICATION

If no atrazine was applied prior to corn emergence, apply a maximum of 4 pts./A broadcast. If a post-emergence treatment is required following an earlier herbicide application, the total atrazine applied may not exceed 2.5 lbs. active ingredient (5 pts. of this product) per acre per calendar year.

***Broadleaf control (eastern CO, western KS, western NE, NM, OK Panhandle, west TX, and eastern WY):** On sand, loamy sand, sandy loam, mild to strongly alkaline soil, and all recently leveled soil, apply no more than 2.4 pts./A, either preplant surface, preplant incorporated, or preemergence. On other soils in these areas, apply rate in Table 1 for broadleaf and grass control.

Where there are state/local requirements regarding atrazine use (including lower maximum rates and/or greater setbacks) which are different from the label, the more restrictive/protective requirements must be followed. Certain states may have established rate limitations within specific geographical areas. Consult your state lead pesticide control agency for additional information. It is a violation of this label to deviate from state use regulations.

Postemergence with emulsifiable oil or oil concentrate in water: Add the following volume of one of the type oils indicated for aerial or ground application, unless the oil label specifies otherwise:


Type Oil	Ground Application	Aerial Application
Oil Concentrate (Crop or Petroleum-derived)	1 qt./A	1/2-1 qt./A
Petroleum-derived oil	1 gal./A	2 qts./A

Note: Crop-derived or petroleum-derived oil concentrates should contain at least 1%, but not more than 20%, suitable emulsifier or surfactant blend. Petroleum-derived oils should contain at least 1% suitable emulsifier.

Broadleaf and grass control: For postemergence control of those weeds listed under **Preplant Incorporated and Preemergence**, broadcast 4 pts./A plus emulsifiable oil or oil concentrate after weed emergence, but before weeds reach 1.5 inches in height and before corn exceeds 12 inches in height.

Broadleaf control: For postemergence control of those weeds listed under **Postemergence with emulsifiable oil or oil concentrate in water**, broadcast 2.4 pts./A plus emulsifiable oil or oil concentrate before pigweed and lambsquarters reach 6 inches in height and before all other weeds reach 4 inches in height. A cultivation may be necessary if all weeds are not controlled or if weeds regrow.

Precautions: For applications with emulsifiable oil or oil concentrate in water: (1) Inbred lines or any breeding stock may be severely injured by applications with emulsifiable oil or oil concentrate. (2) Adding other insecticides, herbicides, liquid fertilizers, or other materials is not recommended, because they may cause compatibility problems or crop injury. (3) Store and handle emulsifiable oil and oil concentrate carefully. Oil contaminated with even a small amount of water may not emulsify properly when added to the tank. To avoid crop injury, (4) Do not apply when crop is under stress from prolonged cold, wet weather, poor fertility, or other factors, or when crop is wet and succulent from recent rainfall. (5) Do not exceed 2.5 lbs. active ingredient (or 5 pts. of this product) per acre per calendar year. (6) Postemergence applications to corn must be made before corn exceeds 12 inches in height.



TANK MIXTURES FOR CORN

This product may be tank-mixed with these herbicides for control of certain broadleaf and grass weeds in corn:

- | | |
|----------------------------------|-------------------------------------|
| Dual® (metolachlor) | Lasso or Lasso EC + Roundup |
| Dual + Gramoxone Extra | Lasso or Lasso EC + Gramoxone Extra |
| Dual + Roundup (glyphosate) | Gramoxone Extra |
| Dual + Princep® | Princep |
| Dual + Princep + Gramoxone Extra | Princep + Gramoxone Extra |
| Dual + Princep + Roundup | Princep + Roundup |
| Bexton® or Ramrod® (propachlor) | Roundup |
| Lasso® or Lasso EC (alachlor) | Sutan +® |

Use tank mix directions appearing on the labels of the above herbicides when tank-mixing with this product. Observe all precautions and limitations on labeling of products used in a particular tank mix.

Note: When the labels of the above herbicides refer to atrazine 80W, use equivalent rates of AAtrex 4L. One lb. of 80W equals 1.6 pts. of 4L.

Princep 80W, Princep 4L, or Princep Caliber 90®

In addition to the weeds listed under **AAtrex 4L Applied Alone – Corn or Grain Sorghum – Preplant Surface-Applied, Preplant Incorporated, or Preemergence**, this combination also controls crabgrass, fall panicum, and carpetweed.

Broadcast tank mix before planting, at planting, or after planting, but before crop and weeds emerge, at rates in Table 2. Use the 1:1 ratio for control of most weeds. Use the 1:2 ratio for expected heavy infestations of crabgrass and fall panicum. Cultivate shallowly if weeds develop.

Preplant Surface-Applied: Use on medium- and fine-textured soils with minimum-tillage or no-tillage systems only in CO, IA, IL, IN, KS, KY, MN, MO, MT, ND, NE, SD, WI, and WY. Apply the recommended rate of AAtrex 4L and Princep shown in Table 2 up to 45 days prior to planting. Refer to the AAtrex 4L alone section for information if weeds should develop following the early treatment. On coarse-textured soils, do not apply more than 2 weeks prior to planting. Refer to the AAtrex 4L Applied Alone – Preplant Surface-Applied section of the corn label for additional details.

If weeds are present at time of treatment, apply in a tank-mix combination with a contact herbicide (for example, Gramoxone Extra or Roundup). Observe directions for use, precautions, and restrictions on the label of the contact herbicide.

Note: To the extent possible, do not move treated soil out of the row or move untreated soil to the surface during planting, or weed control will be diminished.

Preplant Incorporated: Apply to the soil and incorporate in the spring before, during, or after final seedbed preparation. Avoid deep incorporation. For best results, apply within 2 weeks prior to planting.

Preemergence: Apply during or shortly after planting, but before crop and weeds emerge.

Refer to Corn sections of this label and to Princep 80W, Princep Caliber 90, or Princep 4L labels for further directions, limitations, and precautions.


Table 2: Tank Mixtures with Princep on Corn

Soil Texture	Broadcast Rate Per Acre			
	1:1 Ratio*		1:2 Ratio**	
	This Product	Princep 80W ¹	This Product	Princep 80W ¹
Sand, loamy sand, sandy loam	2 pts.	1.25 lbs.	1.32 pts.	1.67 lbs.
Loam, silt loam, silt, clay loam, sandy clay loam, silty clay loam, sandy clay, or silty clay with low organic matter	2.4 pts.	1.5 lbs.	1.6 pts.	2 lbs.
Loam, silt loam, silt, clay loam, sandy clay loam, silty clay loam, sandy clay, or silty clay with medium to high organic matter, and clay (including dark prairie soils of the Corn Belt)	3 pts.	1.8 lbs.	1.92 pts.	2.4 lbs.

*For control of most weeds.

**For control of expected heavy infestations of crabgrass and fall panicum.

¹When using Princep Caliber 90 or Princep 4L, use equivalent rates. One lb. of Princep 80W equals 0.9 lb. of Princep Caliber 90 or 1.6 pts. of Princep 4L.



Princep 80W, Princep 4L, or Princep Caliber 90 plus Roundup: Use as tank mixture for preemergence and postemergence control of certain broadleaf and grass weeds where corn will be planted directly into a cover crop, established sod, or in previous crop residues. Refer to Roundup label for all directions, weeds controlled, precautions, and limitations.

Princep 80W, Princep 4L, or Princep Caliber 90 plus Gramoxone Extra: Use as tank mixture with Princep and Gramoxone Extra to kill existing vegetation and for residual weed control where corn will be planted directly into a cover crop, established sod, or in previous crop residues. Add this product and Princep to water in spray tank, agitating until thoroughly mixed. Then add Gramoxone Extra and a non-ionic surfactant, such as X-77®. Continue agitation during application. Broadcast 2-4 pts. of this product plus 1.25-2.5 lbs. of Princep 80W (or 2-4 pts. of Princep 4L, or 1.1-2.2 lbs. of Princep Caliber 90) plus a suitable amount of Gramoxone Extra in 20-60 gals. of water per sprayed acre. Refer to the Gramoxone Extra label for the appropriate rates to utilize in this tank mixture. Apply before, during, or after planting, but before corn emerges. Add 0.5 pt. of a nonionic surfactant, such as X-77, per 100 gals. of spray mixture. Use the higher rate of Gramoxone Extra specified on the label if existing vegetation is 4-6 inches tall. This mixture will not control weeds taller than 6 inches.

Refer to further limitations and precautions on labels for this product, Princep, and Gramoxone Extra.

Precautions: For all applications to corn: (1) To avoid crop injury and illegal residues, do not apply more than 2.5 lbs./A active ingredient (5 pts./A of this product) per calendar year. (2) For best control of velvetleaf and cocklebur, the application rate cannot be less than 2 lbs./A active ingredient, either alone or in tank-mix combinations. (3) Following harvest, plow (moldboard or disk-plow) and thoroughly till soil in fall or spring to minimize possible injury to spring-seeded rotational crops, regardless of rate used.

Note for all applications to corn: Do not graze or feed forage from treated areas for 21 days following application, or illegal residues may result.

SORGHUM AND SORGHUM-SUDAN HYBRIDS (GRAIN AND FORAGE TYPES)

Preplant Surface-Applied (Broadleaf and grass control): Use on medium- and fine-textured soil with minimum-tillage or no-tillage systems only in CO, IA, IL, IN, KS, KY, MN, MO, MT, ND, NE, SD, WI, and WY. Apply the recommended rate of AAtrex 4L shown in Table 3 up to 45 days prior to planting. If an unsatisfactory length of weed control results from adverse environmental conditions following early treatment, a follow-up application of an appropriately labeled herbicide may be used. If the follow-up treatment includes atrazine, do not exceed the labeled rate for corn indicated in Table 1. Under dry conditions, irrigation after application is recommended to move AAtrex 4L into the soil.

If weeds are present at time of treatment, apply in a tank-mix combination with a contact herbicide (for example, Gramoxone Extra or Roundup). Observe directions for use, precautions, and restrictions on the label of the contact herbicide.

Note: To the extent possible, do not move treated soil out of the row or move untreated soil to the surface during planting, or weed control will be diminished.

Preplant Incorporated (Broadleaf and grass control): Broadcast in spring after plowing at rate shown in Table 3. Apply before, during, or after final seedbed preparation. If soil is tilled or worked after application, avoid deep incorporation. For best results, apply within 2 weeks prior to planting.

Preemergence or At-Planting (Broadleaf and grass control): Apply during or shortly after planting, but prior to weed or crop emergence at rate shown in Table 3.

Postemergence (Broadleaf and grass control): Apply at rate shown in Table 3 before weeds exceed 1.5 inches in height and before sorghum exceeds 12 inches in height.

<p>Table 3: Broadleaf and Grass Weed Control in Sorghum^{1,2}</p> <p>FOR ALL SOIL APPLICATIONS PRIOR TO CROP EMERGENCE</p> <ul style="list-style-type: none"> • On Highly Erodible Soils (as defined by SCS) If conservation tillage is practiced, leaving at least 30% of the soil covered with plant residues at planting, apply a maximum of 4 pts./A as a broadcast spray. If the soil coverage with plant residue is less than 30% at planting, a maximum of 3.2 pts./A may be applied. • On Soils Not Highly Erodible Apply 4 pts./A as a broadcast spray. <p>FOR POSTEMERGENCE APPLICATION</p> <p>If no atrazine was applied prior to sorghum emergence, apply a maximum of 4 pts./A broadcast. If a postemergence treatment is required following an earlier herbicide application, the total atrazine applied may not exceed 2.5 lbs. active ingredient (5 pts. of this product) per acre per calendar year.</p>
--

¹ Do not apply preplant surface or preplant incorporated in AL, AR, FL, GA, LA, MS, NC, NM, OK, SC, TN, or TX. Do not apply preemergence in NM, OK, or TX, except in northeast OK and the TX Gulf Coast and Blacklands areas.

² Where there are state/local requirements regarding atrazine use (including lower maximum rates and/or greater setbacks) which are different from the label, the more restrictive/protective requirements must be followed. Certain states may have established rate limitations within specific geographical areas. Consult your state lead pesticide control agency for additional information. It is a violation of this label to deviate from state use regulations.

In case of planting failure, sorghum or corn may be replanted. Do not make a second broadcast application, or injury may occur. If originally applied in a band and sorghum or corn is replanted in untreated row middles, this product may be applied in a band to the second planting, provided the maximum application rate of 2.5 lbs. a.i./A of atrazine per calendar year is not exceeded.

Preemergence broadleaf weed control in furrow-irrigated bedded sorghum (AZ and CA only): For preemergence control of many broadleaf weeds, broadcast 1.6-2.4 pts./A after bed preparation, during or after planting, but before sorghum and weeds emerge and before the first furrow irrigation. Follow with several regular irrigations, making sure to thoroughly wet all soil.

Precautions for preemergence application to furrow-irrigated bedded sorghum in AZ and CA: To avoid possible sorghum injury, do not use on sand or loamy sand soil or on sorghum planted in furrows. Applications to sorghum growing on alkali soils or where cuts, fills, or erosion have exposed calcareous or alkali subsoils may cause crop injury. In case of crop failure, do not replant sorghum for 8 months following application. Corn may be planted immediately.

Postemergence broadleaf weed control with emulsifiable oil or oil concentrate in water: Broadcast 2.4 pts./A for control of many broadleaf weeds. Apply before pigweed and lambsquarters reach 6 inches in height and before all other weeds reach 4 inches in height. In CO, western KS, NM, OK, TX, and desert regions of AZ and CA, apply when sorghum is 6-12 inches in height, but before it reaches boot stage. In all other areas, apply after sorghum reaches the 3-leaf stage, but before it exceeds 12 inches in height. Add 1 gal. of emulsifiable oil per acre for ground application and 0.5 gal./A for aerial application, or add 1 qt./A of oil concentrate for ground application. A cultivation may be necessary if all weeds are not controlled or if weeds regrow.

For the list of weeds controlled, see **AAtrex 4L Applied Alone – Corn or Grain Sorghum – Post-emergence with Emulsifiable Oil or Oil Concentrate in Water.**

Precautions for applications with emulsifiable oil or oil concentrate in water: See "Precautions for applications with emulsifiable oil or oil concentrate in water" in Corn section.

Postemergence broadleaf weed control with surfactant (CO, western KS, NM, OK, TX, and desert regions of AZ and CA only): Broadcast 2.4 pts./A plus 0.75-1.5 pts. of surfactant after sorghum reaches 6 inches in height, but before weeds exceed 1.5 inches in height. Apply only on sandy loam and fine-textured soil.

Precautions: For all applications to sorghum: (1) Heavy rain immediately following application tends to cause excessive concentrations of herbicide in seed furrow, resulting in possible crop injury. Do not apply to furrow-planted sorghum until furrows are leveled (plowed in). Level deep planter marks or seed furrows before application. (2) Application to sorghum growing under stress caused by minor element deficiency or to sorghum growing on highly calcareous soil may result in crop injury. (3) Following harvest, plow (moldboard or disk-plow) and thoroughly till soil in fall or spring to minimize possible injury to spring-seeded rotational crops, regardless of rate used. (4) Injury may occur if both this herbicide, preplant surface, preplant incorporated, or preemergence, and an at-planting systemic insecticide applied in-furrow are used. (5) Do not apply more than 2.5 lbs. active ingredient (5 pts. of this product) per acre per calendar year. (6) For all soil applications prior to crop emergence (except for preemergence use on bedded sorghum in AZ and CA), do not apply to coarse-textured soils, i.e., sand, loamy sand, sandy loam, or to medium- and fine-textured soils having less than 1% organic matter, or injury may occur. (7) For postemergence applications, do not apply to sand or loamy sand, or injury may occur.

Note: Do not graze or feed forage from treated areas for 21 days following application, or illegal residues may result.

TANK MIXTURES FOR GRAIN SORGHUM

Dual 8E: Use as tank mixture with Dual 8E for control of those weeds listed on the Dual 8E label, as well as on this label. Use this tank mixture only on sorghum seed treated with Concep®. Refer to the Dual 8E label for all directions, precautions, and limitations.

WINTER WEED CONTROL IN TEXAS

For postemergence control of winter weeds only, such as henbit, seedling dock, and annual thistle on fall bedded land in the Gulf Coast and Blacklands of Texas. Apply 0.8-1 qt./A postemergence to the weeds in November or December to land that will be planted to corn, grain sorghum, or forage sorghum the following spring. For best results, add a suitable surfactant, such as X-77, at the rate of 0.5% of the spray volume, an emulsifiable oil at the rate of 1.0% of the spray volume, or an oil concentrate at the rate of 1 qt./A.

Normal weed control programs may be used in the following corn, grain sorghum, or forage sorghum crop.

Note: Do not plant any crops, except corn, grain sorghum, or forage sorghum, the spring following this treatment, or illegal residues may result.

AATREX 4L ALONE – CHEMICAL FALLOW

Wheat-Sorghum-Fallow: To control annual broadleaf and grass weeds following wheat harvest and in the following sorghum crop when grown under minimum tillage, broadcast 6 pts./A to wheat stubble immediately following wheat harvest. If weeds are present at application, remove them with a sweep plow or other suitable implement after application, or use an approved contact herbicide before or after the application of AAtrex 4L. Plant sorghum into wheat stubble the following spring with minimum soil disturbance. Use a surface planter or a planter leaving a shallow furrow. If weeds are present at planting, remove them with a sweep plow or other suitable implement before planting.

For the list of weeds controlled, see **AAtrex 4L Applied Alone – Corn or Grain Sorghum – Preplant Surface-Applied, Preplant Incorporated, or Preemergence.**

Precautions: (1) Use only on silt loam or fine-textured soil, or crop injury may result. (2) Wheat-sorghum-fallow cropping sequence must be followed. (3) Do not apply following sorghum harvest.

Note: To avoid illegal residues, do not graze or feed forage from treated area to livestock. To avoid illegal residues and crop injury, do not plant any crop other than those on this label within 18 months following treatment.

Wheat-Corn-Fallow (CO, KS, ND, NE, SD, and WY): This product controls cheatgrass (downy brome, chess), kochia, mustards, pigweed, Russian thistle, wild lettuce, wild sunflower, and volunteer wheat during period after wheat harvest. Weed control may extend into following corn crop grown under minimum tillage.

On soils in ND and SD with a pH greater than 7.5, do not exceed 1.5 lbs. a.i./A of AAtrex. For soils with a pH less than 7.5 in ND and SD, apply 1-2 lbs. a.i./A. Use the higher rate on fine-textured soils and where heavy weed infestations are expected. Use the lower rate on coarse-textured soils and where light, weed infestations are expected. In the event grasses are present in the following spring, use a grass herbicide registered for use on corn.

Follow directions for use, notes, and precautions in the **Wheat-Sorghum-Fallow** section above, substituting corn for references to sorghum.

Wheat-Fallow-Wheat (CO, KS, ND, NE, SD, and WY): For preemergence control of cheatgrass (downy brome, chess), common lambsquarters, field pennycress, kochia, mustard, Russian thistle, wild lettuce, and suppression of volunteer wheat during fallow period of a wheat-fallow-wheat rotation, broadcast 1-2 pts./A on all soils, except those listed under *Precautions*. For control of pigweed and wild sunflower, use the higher rate. Apply to stubble ground. Treat only once during same fallow period.

TANK MIXTURES FOR CHEMICAL FALLOW

Wheat-Sorghum-Fallow or Wheat-Corn-Fallow (KS, NE)

Gramoxone Extra: If weeds are present at application, a tank mix with Gramoxone Extra may be used. Broadcast 6 pts. of AAtrex 4L plus a suitable amount of Gramoxone Extra in 20-60 gals. of water per acre by ground equipment. Add 0.5-1 pt. of a nonionic surfactant, such as X-77, per 100 gals. of spray mixture. Add AAtrex 4L to spray tank first and thoroughly mix with water. Then add Gramoxone Extra, followed by surfactant. Use the higher rate of Gramoxone Extra specified on the label if weeds are 4-6 inches tall. This mixture will not control weeds taller than 6 inches. Apply to stubble ground. Treat only once during same fallow period. Refer to Gramoxone Extra label for further directions, precautions, and limitations.

Wheat-Fallow-Wheat (CO, KS, ND, NE, SD, and WY)

Gramoxone Extra: If weeds are present at application, a tank mix with Gramoxone Extra may be used. Broadcast 1-2 pts. of AAtrex 4L plus a suitable amount of Gramoxone Extra in 20-60 gals. of water per acre by ground equipment. Add 0.5-1 pt. of a nonionic surfactant, such as X-77, per 100 gals. of spray mixture. Add AAtrex 4L to spray tank first and thoroughly mix with water. Then add Gramoxone Extra, followed by surfactant. Use the higher rate of Gramoxone Extra specified on the label if weeds are 4-6 inches tall. This mixture will not control weeds taller than 6 inches. Apply to stubble ground. Treat only once during same fallow period. Refer to Gramoxone Extra label for further directions, precautions, and limitations.

If weeds are present at application and this product is used alone, use either an approved contact herbicide before or after treatment, or tillage after treatment.

Use tillage to control weeds which escape during fallow period. Till before planting. For this product applied alone or in tank-mixture with Gramoxone Extra, plant at least 2 inches deep and 12 months or more after application.

Precautions: To avoid crop injury, (1) Do not use on sand soil. (2) Do not treat eroded hillsides, caliche and rocky outcroppings, or exposed calcareous subsoil. (3) Do not treat soils of the Rosebud and Canyon Series in western NE and adjoining counties in CO and WY. (4) Do not treat soils with calcareous surface layers. (5) Avoid spray overlap.

Note: Do not graze treated areas within 6 months after application, or illegal residues may result.

Aerial application: In order to assure that spray will be controllable within the target area when used according to label directions, make applications at a maximum height of 10 ft., using low-drift nozzles at a maximum pressure of 40 psi, and restrict application to periods when wind speed does not exceed 10 mph. To assure that spray will not adversely affect adjacent sensitive non-target plants, apply AAtrex 4L alone by aircraft at a minimum upwind distance of 400 ft. from sensitive plants.

ROADSIDES

To control certain annual weeds in established perennial grasses along roadsides in CO, KS, MT, ND, NE, SD, and WY, including cheatgrass (downy brome, chess), common (annual) broomweed, little barley, medusahead, sagewort, and tumble mustard, broadcast 2 pts./A in a minimum of 10 gals. of water by ground equipment in the fall before ground freezes, or after thawing in the spring, but before the established grasses green-up and before weeds emerge. Examples of desirable established grasses include big bluestem, bluegrama, bromegrass, buffalograss, crested wheatgrass, indiangrass, little bluestem, side-oats grama, switchgrass, and western wheatgrass. Apply only once per year. Temporary discoloration or other form of injury to the desirable perennial grasses may occur following application.

Notes: To avoid illegal residues, (1) Do not cut or feed roadside grass hay. (2) Do not allow livestock to graze treated areas.

CONSERVATION RESERVE PROGRAM (CRP) (NE, OK, OR, AND TX)

For control or suppression of the following weeds: annual ragweeds, barnyardgrass, black nightshade, cheat, cocklebur, downy brome, fall panicum, field pennycress, giant foxtail, yellow foxtail, Japanese brome, Kentucky bluegrass, kochia, lambsquarters, little barley, marehail, pigweed, prickly lettuce, smooth brome, and sunflower, refer to the directions, notes, and precautions below:

Pure stands of newly seeded big bluestem, switchgrass, and eastern gamagrass

Use only on loam, silt loam, silty clay loam, clay loam, and silty clay soils with at least 1% organic matter.

Establishment: Broadcast 2 qts./A of AAtrex preplant incorporated or preemergence at time of seeding and prior to emergence of weeds. Prepare a good firm seedbed. Plant 1/2 inch deep with a grassland drill (preferred method) or a conventional drill. If a conventional drill is used on prepared seedbeds, remove all tension from the disk openers. For best results, cultipack or roll after planting.

Renovation of existing stands of big bluestem and switchgrass planted on CRP acres

Broadcast 1-2 qts./A to existing stands of big bluestem and switchgrass prior to the emergence of weeds. Use the low rate on soils containing from 1-2% organic matter. Use the high rate on soils with 2% or more organic matter.

Renovation of existing stands of the following perennial range grasses planted on CRP acres: Blue grama, indiangrass, little bluestem, sand lovegrass, sideoats grama, and western wheatgrass.

Broadcast 0.5-1 qt./A in the spring prior to weed emergence, or in the fall before the ground freezes and prior to weed emergence after these species have been established for at least one growing season for control or partial control of the weeds listed above. Use the low rate for weeds controlled or suppressed easily. Use the higher rate on other weeds claimed in an earlier section of this label.

Aerial Application: Make applications at maximum height of 10 ft. above vegetation. Use low-drift nozzles at a maximum pressure of 40 psi. Restrict application to periods when wind speed does not exceed 10 mph to control drift. To assure that drift will not adversely affect adjacent sensitive non-target plants, apply AAtrex 4L by aircraft at a minimum upwind distance of 400 ft. from sensitive plants. Use 3-5 gals./A total water volume; use the higher water volume when a dense, heavy ground cover is present.

Notes: (1) Do not cut or feed grass hay to livestock. (2) Do not graze treated areas. (3) Do not use seeds for bird food. (4) Do not dump or spill product or dispose of containers within reach of livestock. (5) Follow all applicable restrictions for the Conservation Reserve Program.

Precaution: To avoid crop injury, make only one application per year. Slight discoloration of desirable grasses may occur following treatment. Injury may be enhanced when used on neutral or alkaline soils.

SEVERE DROUGHT CONDITIONS

Do not graze forage or cut forage for hay. Under severe drought conditions, the Conservation Reserve Program allows grazing and making of hay from CRP acres, as so specified by the local ASCS (Agricultural Stabilization & Conservation Service) office. This label does not allow grazing or making of hay from CRP acres that have been treated with atrazine under any circumstance.

SUGARCANE

For control of many broadleaf and grass weeds, including amaranths, crabgrass, fireweed, Flor's paintbrush, foxtails, junglerice, and wiregrass, broadcast 4-8 pts./A of AAtrex 4L at time of planting or retooling, but before sugarcane emerges. Broadcast aerially in a minimum of 5 gals. of spray per acre, or broadcast or band by ground equipment in a minimum of 20 gals./A, unless indicated otherwise. One additional application may be made over the sugarcane as it emerges, and 2 additional applications may be made interline after emergence as directed sprays. Repeat treatments, where needed, may be applied broadcast, band, or interline as suggested with the final application being prior to close-in. Do not exceed the rate of herbicide suggested for any one crop of sugarcane.

Note: Where high rates of AAtrex 4L are used alone, apply in a minimum of 1 qt. of water for each 1 qt. of AAtrex 4L applied per acre.

Aerial application: In order to assure that spray will be controllable within the target area when used according to label directions, make applications at a maximum height of 10 ft., using low-drift nozzles at a maximum pressure of 40 psi, and restrict application to periods when wind speed does not exceed 10 mph. To assure that spray will not adversely affect adjacent sensitive non-target plants, apply AAtrex 4L alone by aircraft at a minimum upwind distance of 400 ft. from sensitive plants.

Florida

For control of emerged pellitory weed: Apply 0.8-1.2 pts./A in at least 40 gals. of water as a directed spray by ground equipment prior to close-in. Add 4 qts. of surfactant for each 100 gals. of spray. Thoroughly cover weed foliage.

For control of alexandergrass, large crabgrass, pellitory (artillery) weed, and spiny amaranth, use one of the following methods at planting or ratooning:

1. Apply 8 pts./A preemergence. Follow with 1 or 2 applications, as needed, postemergence to sugarcane and weeds, at 4 pts./A. Treat before weeds exceed 1.5 inches in height.
2. Apply 1-3 times, as needed, at 4 pts./A postemergence to sugarcane and weeds. Treat before weeds exceed 1.5 inches in height.

Louisiana

For control of annual weeds during the summer fallow period, apply 4 pts./A to weed-free beds immediately after bed formation. Follow normal weed control program after planting.

Precautions: To avoid crop injury, (1) Do not apply more than 10 qts./A to any one crop of sugarcane. (2) If making 4 pts./A application during summer fallow period, do not exceed 8 qts./A during the remainder of the growing season, or illegal residues may result.

Texas

Use AAtrex 4L for control of barnyardgrass, pigweed, purslane, and sunflower, in plant or ratoon sugarcane.

Apply 8 pts./A of AAtrex 4L preemergence. Follow with 1 or 2 applications, as needed, at 6 pts./A postemergence to sugarcane and weeds.

For best results when weeds are emerged, add a nonionic surfactant at a concentration of 2 qts./100 gals. to the spray and apply before weeds exceed 1.5 inches in height.

Precautions: (1) Injury to sugarcane may occur when under moisture stress, when soil is of low adsorptive capacity, or when land is first cropped to sugarcane. (2) Do not apply after close-in. (3) Do not apply more than 20 pts./A to any one crop of sugarcane, or crop injury may result.

TURFGRASSES FOR SOD (FLORIDA ONLY)

St. Augustinegrass, Centipedegrass, and Zoysiagrass

Broadcast 4-8 pts./A according to soil texture to control those weeds listed under AAtrex 4L Applied Alone - Corn or Grain Sorghum - Preplant Surface-Applied, Preplant Incorporated, or Preemergence.

Muck or peat	8 pts.	Old beds: Within 2 days after lifting sod.
		New beds: 3-4 days after sprigging or plugging.
Sandy soil	4 pts.	Old beds: Within 2 days after lifting sod.
		New beds: 7-10 days after sprigging or plugging.

If weeds regrow, apply an additional 4 pts./A on muck or peat, or 2 pts./A on sandy soil.

Precautions: To avoid crop injury, (1) Do not apply within 30 days prior to cutting or lifting. (2) Do not apply in combination with surfactants or other spray additives. (3) Use only on turfgrass reasonably free of infestations of insects, nematodes, and diseases. (4) On newly sprigged turfgrass, temporary slowing of growth may follow application.

TURFGRASS FOR FAIRWAYS, LAWNS, SOD PRODUCTION*, AND SIMILAR AREAS

*In states other than FL. For use on turfgrass for sod in FL, see Turfgrasses for Sod (Florida only) section.

Bermudagrass, Centipedegrass, St. Augustinegrass, and Zoysiagrass

Apply AAtrex 4L after October 1 before emergence of winter annual weeds for control of annual bluegrass, burclover, carpet burweed, chickweed, corn speedwell, henbit, hop clover, and spurweed. AAtrex 4L will control annual bluegrass even if it is emerged at time of treatment. For control of summer annual weeds listed in the preemergence section of the AAtrex 4L Applied Alone - Corn or Grain Sorghum section of this label, also apply AAtrex 4L in late winter before the weeds emerge. Apply in a minimum of 15 gals. of water per acre or 1 gal./1,000 sq. ft.

Where annual bluegrass is the major weed, use 1 qt./A (22 ml or 0.75 fl. oz./1,000 sq. ft.). Use 2 qts./A (44 ml or 1.5 fl. oz./1,000 sq. ft.) for control of the other weeds named above. Do not exceed 1 qt./A per treatment on newly sprigged turfgrass or on hybrid bermudagrass, such as Tiflawn, Tifway, and Ormond.

For continued summer annual weed control, apply another 1 qt./A at least 30 days after the previous application, but not after April 15. However, do not make more than 2 applications of this product per year.

Precautions: On newly sprigged turfgrass and hybrid bermudagrass, temporary slowing of growth and yellowing may occur following application. To avoid turf injury, (1) Use only on turfgrass reasonably free of infestations of insects, nematodes, and diseases. (2) Do not use on golf greens. (3) Do not use north of NC (except may be used in VA Coastal Plains) or west of the high rainfall areas of eastern OK and eastern TX. (4) Do not use on muck or alkaline soils. (5) Do not apply over the rooting area of trees or ornamentals not listed on this label. (6) Do not overseed with desirable turfgrass within 4 months before or 6 months after treatment. (7) Do not apply this product to newly seeded bermudagrass until it has overwintered and has a well-developed rhizome system. Do not exceed 2 qts. of product per acre within 12 months of seeding bermudagrass.

Note: Do not graze or feed turf clippings to animals, or illegal residues may result.

MACADAMIA NUTS

For preemergence control of many broadleaf and grass weeds, including crabgrass, foxtail, wiregrass, Flora's paintbrush, spanishneedles, and fireweed, broadcast 4-8 pts./A before harvest and before weeds emerge. Repeat as necessary. Do not spray when nuts are on ground during harvest period. Do not apply by air.

GUAVA

Use only on established plantings which are at least 18 months old. Apply as a directed spray at 4-8 pts./A of AAtrex 4L in 20-50 gals. of spray mix preemergence or early postemergence to weeds. When applying postemergence, the use of a surfactant and greater spray volume (80-100 gals. of spray mix per acre) may enhance weed control. This product controls many annual broadleaf and grass weeds, including fireweed, purslane, scarlet pimpernel, spanishneedles, and sowthistle.

Notes: To avoid illegal residues, (1) Do not allow spray to contact foliage or fruit. (2) Do not apply more frequently than at 4-month intervals. (3) Do not apply more than 16 pts. of AAtrex 4L per year.

CONIFERS

For control of annual broadleaf and grass weeds prior to transplanting, after transplanting, or in established conifers (including Douglas fir, grand fir, noble fir, white fir, Austrian pine, bishop pine, Jeffrey pine, knobcone pine, loblolly pine, lodgepole pine (shore pine), monterey pine, ponderosa pine, Scotch pine, slash pine, blue spruce, and Sitka spruce): Broadcast 4-8 pts. in a minimum of 5 gals. of water per acre by air or 10 gals. by ground before weeds are 1.5 inches tall. Apply to established trees between fall and early spring while trees are dormant. For new transplants, apply during or soon after transplanting. For applications prior to transplanting, allow sufficient precipitation to activate AAtrex 4L before transplanting. In areas where spring and summer rainfall is inadequate to activate AAtrex 4L, apply during fall, prior to spring transplanting.

For the list of weeds controlled, see AAtrex 4L Applied Alone - Corn or Grain Sorghum - Preplant Surface-Applied, Preplant Incorporated, or Preemergence.

Quackgrass control: Broadcast 8 pts. in a minimum of 5 gals. of water per acre by air or 10 gals. by ground between fall and early spring while trees are dormant and before quackgrass is more than 1.5 inches tall.

Precautions: (1) In areas west of the Rocky Mountains (except the Great Basin), grazing may begin 7 months after a fall application or 3 months after a winter or spring application. (2) To prevent illegal residues, do not graze treated areas of the Great Basin, or areas east of the Rocky Mountains. (3) Temporary injury to trees may occur following use of AAtrex 4L on coarse-textured soil. (4) To avoid crop injury, do not apply to seedbeds. (5) Also apply only once per year.

Aerial application: In order to assure that spray will be controllable within the target area when used according to label directions, make applications at a maximum height of 10 ft. above vegetation, using low-drift nozzles at a maximum pressure of 40 psi, and restrict application to periods when wind speed does not exceed 10 mph. To assure that spray will not adversely affect adjacent sensitive non-target plants, apply AAtrex 4L by aircraft at a minimum upwind distance of 400 ft. from sensitive plants.

STORAGE AND DISPOSAL

Storage

Ground water contamination may be reduced by diking and flooring of permanent liquid bulk storage sites with an impermeable material.

Pesticide Disposal

Do not contaminate water, food, or feed by storage or disposal, or cleaning of equipment. Open dumping is prohibited. Wastes resulting from the use of this product are acutely toxic. Improper disposal of unused pesticide, spray mixture, or rinsate is a violation of federal law. Pesticide, spray mixture, or rinsate that cannot be used according to label instructions must be disposed of according to federal, state, or local procedures. For guidance in proper disposal methods, contact your State Pesticide or Environmental Control Agency, or the Hazardous Waste representative at the nearest EPA Regional Office.

Container Disposal

Triple rinse (or equivalent) and offer for recycling or reconditioning, or puncture and dispose of in a sanitary landfill, or by incineration, or by open burning, if allowed by state and local authorities. If burned, keep out of smoke.

For minor spills, leaks, etc., follow all precautions indicated on this label and clean up immediately. Take special care to avoid contamination of equipment and facilities during cleanup procedures and disposal of wastes. In the event of a major spill, fire, or other emergency, call 1-800-888-8372, day or night.

PRECAUTIONARY STATEMENTS**Hazards to Humans and Domestic Animals****CAUTION**

Harmful if swallowed, inhaled, or absorbed through skin. Do not breathe vapors or spray mist. Avoid contact with eyes, skin, or clothing.

Statement of Practical Treatment

If swallowed: Call a physician or Poison Control Center immediately. Drink 1 or 2 glasses of water and induce vomiting by touching back of throat with finger, or, if available, by administering syrup of ipecac. Do not induce vomiting or give anything by mouth to an unconscious person.

If inhaled: Remove victim to fresh air. If not breathing, give artificial respiration, preferably mouth-to-mouth. Get medical attention.

If on skin: Wash with plenty of soap and water. Get medical attention.

If in eyes: Flush eyes with *plenty* of water. Call a physician if irritation persists.

Note to Physician: There is no specific antidote for atrazine. If this product is ingested, induce emesis or lavage stomach. The use of an aqueous slurry of activated charcoal may be considered.

Personal Protective Equipment

Applicators and other handlers (other than mixers and loaders) must wear:

- Long-sleeved shirt and long pants
- Waterproof gloves
- Chemical-resistant footwear plus socks

Mixers and Loaders must wear:

- Long-sleeved shirt and long pants
- Waterproof gloves
- Chemical-resistant footwear plus socks
- Protective eyewear

Follow manufacturer's instructions for cleaning/maintaining PPE. If no such instructions for washables, use detergent and hot water. Keep and wash PPE separately from other laundry.

Engineering Control Statements

When handlers use closed systems, enclosed cabs, or aircraft in a manner that meets the requirements listed in the Worker Protection Standard (WPS) for agricultural pesticides [40 CFR 170.240(d)(4-6)], the handler PPE requirements may be reduced or modified as specified in the WPS.

User Safety Recommendations

Users should:

- Wash hands before eating, drinking, chewing gum, using tobacco, or using the toilet.
- Remove clothing immediately if pesticide gets inside. Then wash thoroughly and put on clean clothing.

Environmental Hazards

Atrazine can travel (seep or leach) through soil and can enter ground water which may be used as drinking water. Atrazine has been found in ground water. Users are advised not to apply atrazine to sand and loamy sand soils where the water table (ground water) is close to the surface and where these soils are very permeable, i.e., well-drained. Your local agricultural agencies can provide further information on the type of soil in your area and the location of ground water.

This product may not be mixed/loaded, or used within 50 ft. of all wells, including abandoned wells, drainage wells, and sink holes. Operations that involve mixing, loading, rinsing, or washing of this product into or from pesticide handling or application equipment or containers within 50 ft. of any well are prohibited, unless conducted on an impervious pad constructed to withstand the weight of the heaviest load that may be positioned on or moved across the pad. Such a pad shall be designed and maintained to contain any product spill or equipment leaks, container or equipment rinse or wash-water, and rain-water that may fall on the pad. Surface water shall not be allowed to either flow over or from the pad, which means the pad must be self-contained. The pad shall be sloped to facilitate material removal. An unroofed pad shall be of sufficient capacity to contain at a minimum 110% of the capacity of the largest pesticide container or application equipment on the pad. A pad that is covered by a roof of sufficient size to completely exclude precipitation from contact with the pad shall have a minimum containment capacity of 100% of the capacity of the largest pesticide container or application equipment on the pad. Containment capacities as described above shall be maintained at all times. The above-specified minimum containment capacities do not apply to vehicles when delivering pesticide shipments to the mixing/loading sites.

States may have in effect additional requirements regarding well-head setbacks and operational area containment.

This product may not be mixed or loaded within 50 ft. of intermittent streams and rivers, natural or impounded lakes and reservoirs. This product may not be applied aerially or by ground within 66 ft. of the points where field surface water runoff enters perennial or intermittent streams and rivers or within 200 ft. around natural or impounded lakes and reservoirs. If this product is applied to highly erodible land, the 66-ft. buffer or setback from runoff entry points must be planted to crop, seeded with grass or other suitable crop.

15 9 16

AAtrex® 4L

Tile-Terraced Fields Containing Standpipes

To ensure protection of surface water from runoff through standpipes with tile-outlets in terraced fields, one of the following options may be used:

1. Do not apply this product within 66 ft. of standpipes in tile-outletted terraced fields.
2. Apply this product to the entire tile-outletted terraced field and immediately incorporate it to a depth of 2-3 inches in the entire tile-outletted terraced field.
3. Apply this product to the entire tile-outletted terraced field under a no-till practice only when a high crop residue management practice is practiced. High crop residue management practice is described as a crop management practice where little or no crop residue is removed from the field during and after crop harvest.

This pesticide is toxic to aquatic invertebrates. Do not apply directly to water, to areas where surface water is present, or to intertidal areas below the mean high water mark. Do not apply when weather conditions favor drift from treated areas. Runoff and drift from treated areas may be hazardous to aquatic organisms in neighboring areas. Do not contaminate water when disposing of equipment wash waters.

AAtrex®, Caliber 90®, Concep®, Dual®, Nine-O®, and Princep® trademarks of Novartis

Bexton® trademark of DowElanco

Compex® trademark of KALO Agricultural Chemicals, Inc.

Gramoxone® and Sutan+® trademarks of Zeneca Ag Products

Lasso®, Ramrod®, and Roundup® trademarks of Monsanto Company

Unite® trademark of HACO, Inc.

X-77® trademark of Loveland Industries, Inc.

©1997 Novartis

Novartis Crop Protection, Inc.

Greensboro, North Carolina 27419

NCP 7L38FF 0297

AAtrex® 4L

RESTRICTED USE PESTICIDE

(GROUND AND SURFACE WATER CONCERNS)

FOR RETAIL SALE TO AND USE ONLY BY CERTIFIED APPLICATORS OR PERSONS UNDER THEIR DIRECT SUPERVISION, AND ONLY FOR THOSE USES COVERED BY THE CERTIFIED APPLICATOR'S CERTIFICATION.

THIS PRODUCT IS A RESTRICTED-USE HERBICIDE DUE TO GROUND AND SURFACE WATER CONCERNS. USERS MUST READ AND FOLLOW ALL PRECAUTIONARY STATEMENTS AND INSTRUCTIONS FOR USE IN ORDER TO MINIMIZE POTENTIAL FOR ATRAZINE TO REACH GROUND AND SURFACE WATER.

AAtrex® 4L

HERBICIDE

For season-long weed control in corn, sorghum, and certain other crops

Active Ingredients:

Atrazine: 2-chloro-4-ethylamino-6-isopropylamino-s-triazine	40.8%
Related compounds	2.2%
Inert Ingredients:	57.0%
Total:	100.0%

AAtrex 4L contains 4 lbs. active ingredients per gallon.

See directions for use in attached booklet.

AGRICULTURAL USE REQUIREMENTS

Use this product only in accordance with its labeling and with the Worker Protection Standard, 40 CFR part 170. Refer to supplemental labeling under "Agricultural Use Requirements" in the Directions for Use section for information about this standard.

SHAKE WELL BEFORE USING.

EPA Reg. No. 100-497

EPA Est. 100-LA-1

AAtrex® trademark of Novartis

©1997 Novartis

Novartis Crop Protection, Inc.
Greensboro, North Carolina 27419
NCP 7L38FF 0297

2.5 GALLONS

U. S. Standard Measure

KEEP OUT OF REACH OF CHILDREN. CAUTION

Precautionary Statements

Hazards to Humans and Domestic Animals

Harmful if swallowed, inhaled, or absorbed through skin. Do not breathe vapors or spray mist. Avoid contact with eyes, skin, or clothing.

Statement of Practical Treatment

If swallowed: Call a physician or Poison Control Center immediately. Drink 1 or 2 glasses of water and induce vomiting by touching back of throat with finger, or, if available, by administering syrup of ipecac. Do not induce vomiting or give anything by mouth to an unconscious person.

If inhaled: Remove victim to fresh air. If not breathing, apply artificial respiration, preferably mouth-to-mouth. Get medical attention.

If on skin: Wash with plenty of soap and water. Get medical attention.

If in eyes: Flush eyes with plenty of water. Call a physician if irritation persists.

Note to Physician: There is no specific antidote for atrazine. If this product is ingested, induce emesis or lavage stomach. The use of an aqueous slurry of activated charcoal may be considered.

Environmental Hazards

Atrazine can travel (seep or leach) through soil and can enter ground water which may be used as drinking water. Atrazine has been found in ground water. Users are advised not to apply atrazine to sand and loamy sand soils where the water table (ground water) is close to the surface and where these soils are very permeable, i.e., well-drained. Your local agricultural agencies can provide further information on the type of soil in your area and the location of ground water.

This product may not be mixed/loaded, or used within 50 ft. of all wells, including abandoned wells, drainage wells, and sink holes.*

This product may not be mixed or loaded within 50 ft. of intermittent streams and rivers, natural or impounded lakes and reservoirs. This product may not be applied aerially or by ground within 66 ft. of the points where field surface water runoff enters perennial or intermittent streams and rivers or within 200 ft. around natural or impounded lakes and reservoirs. If this product is applied to highly erodible land, the 66-ft. buffer or setback from runoff entry points must be planted to crop, seeded with grass or other suitable crop.

Tile-Terraced Fields Containing Standpipes

To ensure protection of surface water from runoff through standpipes with tile-outlets in terraced fields, one of the following options may be used:

1. Do not apply this product within 66 ft. of standpipes in tile-outletted terraced fields.
2. Apply this product to the entire tile-outletted terraced field and immediately incorporate it to a depth of 2-3 inches in the entire tile-outletted terraced field.
3. Apply this product to the entire tile-outletted terraced field under a no-till practice only when a high crop residue management practice is practiced. High crop residue management practice is described as a crop management practice where little or no crop residue is removed from the field during and after crop harvest.

This pesticide is toxic to aquatic invertebrates. Do not apply directly to water, to areas where surface water is present, or to intertidal areas below the mean high water mark. Do not apply when weather conditions favor drift from treated areas. Runoff and drift from treated areas may be hazardous to aquatic organisms in neighboring areas. Do not contaminate water when disposing of equipment wash waters.

* For exceptions to this restriction, see the Environmental Hazards section of the Precautionary Statements in attached booklet.

Chemigation Prohibition

Do not apply this product through any type of irrigation system.

