

PM 25 100-473

Page 1720

UNITED STATES ENVIRONMENTAL PROTECTION AGENCY

APR 3 1995

Mr. Thomas J. Parshley  
Ciba-Geigy Corporation  
P.O. Box 18300  
Greensboro, N.C. 27419-8300

Subject: Evik 80W  
EPA Reg. No. 100-473  
RE: Label amendments.  
Your submission dated March 7, 1995.

Dear Mr. Parshley:

The above mentioned amendment submitted in connection with registration under FIFRA is acceptable. However, please keep all precautionary statements enclosed in a box as was done in your label stamped approved on January 25, 1994.

A stamped copy is enclosed for your records.

Sincerely,  
*RPH*

Robert J. Taylor  
Product Manager (25)  
Fungicide-Herbicide Branch  
Registration Division (7505C)

CONCURRENCES

SYMBOL	1505C							
SURNAME	HICKS							
DATE	4-4-95							

2 of 20

DRAFT

WPS

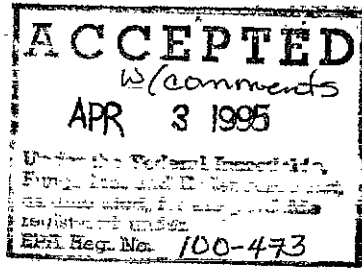
4 Lb. Bag

Evik® 80W

HERBICIDE

For weed control in bananas, corn,  
pineapple, sugarcane, and noncrop areas

Four Pounds  
Net Weight



**Active Ingredients:**

Ametryn: 2-ethylamino-4- isopropylamino-6-methylthio-s- triazine .....	76%
<u>Related compounds</u> .....	4%
<u>Inert Ingredients:</u>	20%
<b>Total:</b>	<b>100%</b>


Evik 80W is a wettable powder.

EPA Reg. No. 100-473  
EPA Est. 100-LA-1

KEEP OUT OF REACH OF CHILDREN.

Caution

See additional precautionary statements on left panel and direc-  
tions for use on right panel.




DIRECTIONS FOR USE AND CONDITIONS OF SALE AND WARRANTY

IMPORTANT: Read the entire Directions for Use and the Conditions of Sale and Warranty before using this product. If terms are not acceptable, return the unopened product container at once.

Conditions of Sale and Warranty

The Directions for Use of this product reflect the opinion of experts based on field use and tests. The directions are believed to be reliable and should be followed carefully. However, it is impossible to eliminate all risks inherently associated with use of this product. Crop injury, ineffectiveness, or other unintended consequences may result because of such factors as weather conditions, presence of other materials, or the manner of use or application all of which are beyond the control of Ciba-Geigy or the Seller. All such risks shall be assumed by the Buyer.

Ciba-Geigy warrants that this product conforms to the chemical description on the label and is reasonably fit for the purposes referred to in the Directions for Use subject to the inherent risks referred to above. Ciba-Geigy makes no other express or implied warranty of Fitness or Merchantability or any other express or implied warranty. In no case shall Ciba-Geigy or the Seller be liable for consequential, special, or indirect damages resulting from the use or handling of this product. Ciba-Geigy and the Seller offer this product, and the Buyer and user accept it, subject to the foregoing Conditions of Sale and Warranty, which may be varied only by agreement in writing signed by a duly authorized representative of Ciba-Geigy.



4 7 20

DIRECTIONS FOR USE

It is a violation of federal law to use this product in a manner inconsistent with its labeling.

Do not apply this product in a way that will contact workers or other persons, either directly or through drift. Only protected handlers may be in the area during application. For any requirements specific to your State or Tribe, consult the agency responsible for pesticide regulation.


AGRICULTURAL USE REQUIREMENTS

Use this product only in accordance with its labeling and with the Worker Protection Standard, 40 CFR part 170. This Standard contains requirements for the protection of agricultural workers on farms, forests, nurseries, and greenhouses, and handlers of agricultural pesticides. It contains requirements for training, decontamination, notification, and emergency assistance. It also contains specific instructions and exceptions pertaining to the statements on this label about personal protective equipment (PPE) and restricted-entry interval. The requirements in this box only apply to uses of this product that are covered by the Worker Protection Standard.

Do not enter or allow worker entry into treated areas during the restricted entry interval (REI) of 12 hours.

PPE required for early entry to treated areas that is permitted under the Worker Protection Standard and that involves contact with anything that has been treated, such as plants, soil, or water is:

- Coveralls
- Waterproof gloves
- Shoes plus socks



NON-AGRICULTURAL USE REQUIREMENTS

The requirements in this box apply to uses of this product that are NOT within the scope of the Worker Protection Standard for agricultural pesticides (40 CFR Part 170). The WPS applies when this product is used to produce agricultural plants on farms, forests, nurseries, or greenhouses.

**Do not enter treated areas without protective clothing until sprays have dried.**

FAILURE TO FOLLOW ALL PRECAUTIONS ON THIS LABEL MAY RESULT IN POOR WEED CONTROL, CROP INJURY, AND/OR ILLEGAL RESIDUES.

Do not apply this product through any type of irrigation system.

General Information

Evik 80W controls most annual broadleaf and grass weeds (see list under each crop). When applied before weed emergence, Evik 80W kills weeds as they germinate by entering roots. On existing weeds, it is effective through leaf contact.

Following many years of continuous use of this product and chemically related products, biotypes of some of the weeds listed on this label have been reported which cannot be effectively controlled by this and related herbicides. Where this is known or suspected, we recommend the use of this product in combination with other registered herbicides which are not triazines. Consult with your State Agricultural Extension Service for specific recommendations.

Avoid using Evik 80W where adjacent desirable plants may be injured.

Evik 80W is noncorrosive to equipment and metal surfaces, non-flammable, and has low electrical conductivity.

Application Procedures

Ground application: Use conventional ground sprayers equipped with nozzles that provide accurate and uniform application. Be certain that nozzles are uniformly spaced and the same size. Calibrate sprayer before use and recalibrate at the start of each season and when changing carriers.

Use a pump with capacity to: (1) maintain 35-40 psi at nozzles; (2) provide sufficient agitation in tank to keep mixture in suspension, and (3) to provide a minimum of 20% bypass at all

times. Use centrifugal pumps which provide propeller shear action for dispersing and mixing this product. The pump should provide a minimum of 10 gals./minute/100 gal. tank size circulated through a correctly positioned sparger tube or jets.

Use screens to protect the pump and to prevent nozzles from clogging. Screens placed on the suction side of the pump should be 16-mesh or coarser. Do not place a screen in the recirculation line. Use 50-mesh or coarser screens between the pump and boom, and where required, at the nozzles. Check nozzle manufacturer's recommendations.

For band applications, calculate amount to be applied per acre as follows:

$$\frac{\text{band width in inches}}{\text{row width in inches}} \times \text{broadcast rate per acre} = \text{amount needed per acre of field}$$

Aerial application: Use aerial application only where specified in the use directions. Avoid applications under conditions where uniform coverage cannot be obtained or where excessive spray drift may occur.

Avoid application to humans or animals. Flagmen and loaders should avoid inhalation of spray mist and prolonged contact with skin.

Mixing procedures - all uses: (1) Be sure sprayer is clean and not contaminated with any other materials, or crop injury or sprayer clogging may result. (2) Fill tank 1/4 full with clean water or nitrogen solution (may be used in corn). (3) Start agitation. (4) Be certain that the agitation system is working properly and creates a rippling or rolling action on the liquid surface. (5) Make a slurry by adding Evik 80W to a small amount of water in a separate container and pour slurry into tank. (6) Continue filling tank until 90% full. Increase agitation if necessary to maintain surface action. (7) Add tank mix herbicide(s) after this product is thoroughly suspended. (8) Finish filling tank. Maintain agitation to avoid separation of materials. (9) Empty tank as completely as possible before refilling to prevent buildup of emulsifiable concentrate residue from possible tank mix herbicides. (10) If an emulsifiable concentrate film starts to build up in tank, drain it and clean with strong detergent solution or solvent. (11) Clean sprayer thoroughly immediately after use by flushing system with water containing a detergent.

Compatibility test: Nitrogen solutions may replace all or part of the water in the spray in corn. Since nitrogen solutions can vary, even within the same analysis, check compatibility each time before use. Commercial application equipment may improve compatibility in some instances. The following test assumes a spray volume of 25 gals./A. For other spray volumes, make ap

appropriate changes in the ingredients. Check compatibility using this procedure.

- 1) Add 1 pt. of fertilizer to each of 2 one-qt. jars with tight lids.
- 2) To one of the jars, add 1/4 tsp. or 1.2 milliliters of a compatibility agent approved for this use (1/4 tsp. is equivalent to 2 pts. per 100 gals. spray). Shake or stir gently to mix. Examples of compatibility agents include Compex® and Unite®.
- 3) To both jars, add 1.4 teaspoons of Evik 80W for each pound per acre to be applied.
- 4) After adding all ingredients, put lids on and tighten, and invert each jar 10 times to mix. Let the mixtures stand 15 minutes and then look for separation, large flakes, precipitates, gels, heavy oily film on the jar, or other signs of incompatibility. Determine if the compatibility agent is needed in the spray mixture by comparing the 2 jars. If either mixture separates, but can be remixed readily, the mixture can be sprayed as long as good agitation is used. If the mixtures are incompatible, try slurrying the Evik 80W in water before addition. If still incompatible, do not use the nitrogen solution and Evik 80W in the same spray tank.

#### Bananas and Plantains

In HI, Evik 80W controls broadleaf and grass weeds including rattlebox (Crotalaria spp.), dallisgrass, goosegrass (Eleusine indica), Japanese tea, kukaipuaa and other crabgrass species (Digitaria spp.), pualele (sowthistle), common purslane, Richardia spp., spanishneedles, wild pea bean, Amaranthus spp., Flora's paintbrush, foxtail, junglerice, fireweed, and Panicum spp.

In PR, Evik 80W controls broadleaf and grass weeds including Commelina diffusa, Paspalum spp., Axonopus compressus, Panicum spp., Digitaria spp., and Setaria spp.

Apply Evik 80W in HI or PR as a directed basal spray immediately after setting banana or plantain plants, or any time thereafter. Apply before weeds emerge or to emerged, growing weeds. Use the lower rates for applications made before weed emergence and for young, easy-to-kill weeds. Use the higher rates for more residual control and for controlling hard-to-kill weeds. Repeat as needed at 3-4 month intervals.



Area	Rates of Application Per Acre	
	Per Application (Minimum of 30 Gals. Water Per Acre)	Maximum Per Year
Hawaii	5-10 lbs.	30 lbs.
Puerto Rico	4-6 lbs.	16 lbs.

In Central America, apply 2-4 lbs. of Evik 80W in a minimum of 20 gals. of water per acre covering all vegetation thoroughly. Use the lower rate for application to young weeds, and the higher rate for application to heavier growth of older, hard-to-kill weeds. Repeat application 30 days later, covering all vegetation. Apply the third and subsequent applications as needed, covering only living vegetation. Use a maximum of 16 lbs. of Evik 80W per acre per year.

Corn (Field corn, sweet corn, popcorn)

Evik 80W controls annual broadleaf and grass weeds including Texas panicum (Texas millet), fall panicum, signalgrass (Bracharia spp.), goosegrass, crabgrass, barnyardgrass, giant foxtail, yellow and green foxtails, nutsedge, shattercane, wild proso millet, cocklebur, lambsquarters, Florida pusley, morningglory, pigweed, wild mustard, ragweed, velvetleaf, and smartweed. Weeds taller than specified in the rate table will not be controlled.

Apply Evik 80W as a postemergence directed spray to weeds after the smallest corn is at least 12 inches tall (measured to the highest leaf surface on free-standing plants).

Precaution: Do not spray over top of corn, or injury will occur. Do not apply within 3 weeks of tasseling.

Apply in a minimum of 20 gals. of water per acre to assure uniform coverage (nonpressure nitrogen solution may be substituted for all or part of the water). The entire weed must receive spray to be killed. Add a surfactant such as X-77®, duPont WK, or Tronic at the rate of 2 qts./100 gals. of spray mixture (0.5% of spray volume).

It is recommended that gauge wheels and/or leaf lifter equipment be used to prevent leaf contact with the spray. Drop nozzles may be used, but extreme care must be taken to keep the spray or drift from contacting the leaves and especially the whorl of the corn plant. Be sure the entire spray pattern is directed downward. Apply at a spray pressure of 30 psi or less to prevent



"bounce back"--spray bouncing off soil or weeds and settling on corn leaves.

Use rates of application according to the following geographical areas:

Area 1

Arizona  
California  
Colorado  
Connecticut  
Idaho  
Illinois  
Indiana  
Iowa  
Kansas  
Maine  
Massachusetts

Michigan  
Minnesota  
Missouri  
Montana  
Nebraska  
Nevada  
New Hampshire  
New Jersey  
New Mexico  
New York

North Dakota  
Ohio  
Oregon  
Pennsylvania  
Rhode Island  
South Dakota  
Utah  
Vermont  
Washington  
Wisconsin  
Wyoming


Area 2

Alabama  
Arkansas  
Delaware  
Florida  
Georgia  
Kentucky

Louisiana  
Maryland  
Mississippi  
North Carolina  
Oklahoma  
South Carolina

Tennessee  
Texas  
Virginia  
West Virginia


Where a rate range is indicated, use the high rate for relatively dense weed infestations.



Rates of Application for Corn

Weed Height	Weeds Controlled*	Broadcast Rate Per Acre	
		Area 2	Area 1
Up to 2 inches	<u>Brachiaria</u> broadleafs	0.75 lb.	2 lbs.
	Texas panicum fall panicum barnyardgrass goosegrass	1.25 lbs.	
	crabgrass	2-2.5 lbs.	
	foxtail	2-2.5 lbs.	2.5 lbs.
	shattercane nutsedge	Do not apply	
Up to 4 inches	wild proso millet		
2-4 inches	<u>Brachiaria</u> broadleafs	1.25 lbs.	2.5 lbs.
	Texas panicum fall panicum barnyardgrass goosegrass	2-2.5 lbs.	
	crabgrass	Do not apply	
	foxtail	2-2.5 lbs.	
	shattercane nutsedge	Do not apply	
4-6 inches	<u>Brachiaria</u> broadleafs	2-2.5 lbs.	2.5 lbs.
	fall panicum nutsedge	Do not apply	

\*A mechanical cultivation may be required if weeds regrow.



11 7 20

Suggestions For Crop Rotation: Small grains, such as wheat, oats, and rye, may be planted in the fall following the recommended application. Do not plant any rotational crop other than small grains until the following year.

Note: Allow 30 days after the application before harvesting, grazing, or feeding forage to livestock.

Pineapple

For control of broadleaf and grass weeds including rattlebox (*Crotalaria* spp.), dallisgrass, goosegrass (*Elusine indica*), Japanese tea, kukaipuaa and other crabgrass species (*Digitaria* spp.), paulea (sowthistle), common purslane, (*Richardia* spp.), spanishneedles, wild pea bean, *Amaranthus* spp., Flora's paintbrush, foxtail, junglerice, fireweed, and *Panicum* spp., apply up to 9 lbs. of Evik 80W/A as a blanket spray immediately after planting, or after plant crop harvest is completed and before weeds emerge. Apply in 20-40 gals. of water/A.

Notes: (1) Do not apply more than 9 lbs. of Evik 80W/A per crop cycle. A crop cycle refers to either the plant crop cycle, or to each ratoon crop cycle. (2) Do not make the last application within 160 days of harvest.

Sugarcane

To control weeds specified in the various states, apply Evik 80W alone or in tank mix combinations. Broadcast aerially in a minimum volume of 5 gals. of spray per acre, or broadcast or band by ground in a minimum of 20 gals./A, unless indicated otherwise. Repeat treatments, where needed, may be applied broadcast, band, or interline as recommended, with final application prior to close in.

Aerial Application: Use aerial application only where broadcast applications are specified. Unless specified otherwise, apply a minimum of 1 gal. of water for each 1 lb. of product applied per acre, but not less than 5 gals. total volume per acre. Avoid applications under conditions where uniform coverage cannot be obtained or where excessive spray drift may occur. In order to assure that spray will be controllable within the target area when used according to label directions, make applications at a maximum height of 10 ft., using low drift nozzles at a maximum pressure of 40 psi, and restrict application to periods when wind speed does not exceed 10 mph. To assure that spray will not adversely affect adjacent sensitive nontarget plants, apply Evik 80W alone by aircraft at a minimum upwind distance of 800 ft. from sensitive plants, or apply Evik 80W + Karmex® at a minimum upwind distance of 500 ft. from sensitive plants.

FL: Apply 0.5-1.5 lbs. of Evik 80W in a minimum of 20 gals. of water per acre directed to the base of plant or ratoon sugarcane

to emerged weeds. Avoid wetting sugarcane foliage, or injury may occur. Use nozzle tips which will minimize atomization or spray drift. Use the higher rate for high grass populations. Apply up to 2 repeat applications, if needed, at 30-day intervals before close-in. To control alexandergrass (Brachiaria plantaginea), apply at the 3-4 leaf stage or before 3 inches tall. For mixed weed infestations, use 1.5 lbs. of Evik 80W plus 0.5 lb. acid equivalent of 2,4-D amine per acre and/or 2 qts. of surfactant, such as X-114 or ACL 209, for each 100 gals. of spray to improve weed control. Observe all precautions and limitations on labeling of all products used in mixtures.

HI: Use one of the following methods in plant or ratoon sugarcane for control of ageratum, rattlebox (Crotalaria spp.), dallisgrass, fireweed, goosegrass (Eleusine indica), guinea-grass, Japanese tea, kukaipuaa, and other crabgrass species (Digitaria spp.), morningglory, pualele (sowthistle), common purslane, Richardia spp., spanishneedles, wild pea bean, Amaranthus spp., Flora's paintbrush, foxtail, junglerice, and swollen fingergrass.

1. Apply up to 9 lbs. of Evik 80W/A before weeds or sugarcane emerge. A second application not to exceed 3 lbs./A may be made if needed approximately 30 days before close-in. If needed a third application not to exceed 3 lbs./A may be applied at close-in.
2. Apply 2.5-5 lbs. of Evik 80W plus 2.5-5 lbs. of Karmex 80W before sugarcane and weeds emerge.

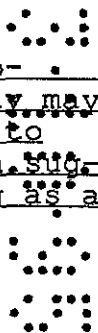
A second application at 2.5-5 lbs. of Evik 80W plus 2.5-5 lbs. of Karmex 80W may be made, as needed, postemergence to sugarcane and weeds. A third application at 2.5-3 lbs. of Evik 80W plus 2.5-3 lbs. of Karmex 80W may be applied prior to close-in.

For best results when Karmex 80W is used on emerged weeds, add a nonionic surfactant to the spray at the rate of 1-2 qts. per 100 gals. and apply as a directed spray.

Note: Use the minimum preemergence rates on nonirrigated sugarcane (high rainfall areas), on land first cropped to sugarcane, and for light weed infestations.

Precautions: (1) Sugarcane growing in areas of exposed sub-soil, in rocky areas, or in soils of low adsorptive capacity may show temporary chlorosis following treatment. (2) Injury to sugarcane may occur when under moisture stress. (3) Certain sugarcane varieties may show a temporary chlorosis or stunting as a result of over-the-top application.

LA: Use directions below for control of these weeds:



Weed Height	Weeds Controlled
Up to 3 inches	*itchgrass (raoulgrass)
Up to 4 inches	barnyardgrass, crabgrass, fall panicum, foxtail, goosegrass, Texas panicum
Up to 5 inches	annual sowthistle, common chickweed, henbit, paleseed plantain, swinecress
Up to 6 inches	<u>Brachiaria</u> spp., browntop panicum, cocklebur, Florida pusley, common lambsquarters, morningglory, pigweed, ragweed, smartweed, velvetleaf, wild mustard

\*Controls emerged itchgrass. May not control itchgrass germinating after treatment.

Broadcast or band by ground equipment over the top of plant or ratoon sugarcane 2.5 lbs. of Evik 80W plus 0.5 lb. acid equivalent of 2,4-D amine plus 1 qt. of crop oil concentrate, such as Agri-Dex, Amoco, or Unico (or 1 pt. of nonionic surfactant, such as duPont WK, X-77, or LOC) in a minimum of 20 gals. of water per acre.

Follow with 1-2 repeat over-the-top or directed applications, as needed, using 3 lbs. of Evik 80W plus 0.5 lb. of 2,4-D amine plus 1 qt. of crop oil concentrate (or 1 pt. of nonionic surfactant) in a minimum of 20 gals. of water per acre. To avoid injury, do not apply over the top of sugarcane after April 10 or after sugarcane exceeds 20 inches in height. If needed, follow with 1-2 additional applications directed to the base of sugarcane (using same rates as in second or third application) before close-in. Observe all precautions and limitations on labeling of all products used in mixtures.

Precaution: Temporary yellowing of sugarcane leaves may follow over-the-top applications.

PR: Use one of the following methods for control of Amaranthus spp., crabgrass, dallisgrass, foxtail, goosegrass (Eleusine indica), itchgrass (raoulgrass), junglerice, milkweed, morningglory, Panicum spp., pigweed, purpletop, purslane, Richardia spp., spanishneedles, sandbur, and sowthistle in plant and/or ratoon sugarcane as specified:

1. Plant or Ratoon Sugarcane: Apply 5-10 lbs. of Evik 80W per acre before sugarcane or weeds emerge. Apply 1 or 2 additional applications, as needed, at 2.5-5 lbs./A before close-in, directed to the base of sugarcane.
2. Plant Sugarcane: Apply 5 lbs./A before sugarcane emerges and before weeds exceed 5 inches in height. A second application at 4 lbs./A may be made, as needed, over-the-top of sugarcane after the sugarcane and weeds emerge, but prior to close-in.
3. Ratoon Sugarcane: Apply 4 lbs./A interline or over-the-top of sugarcane and weeds prior to close-in.

In plant or ratoon sugarcane, add 1 pt. of a nonionic surfactant to the spray volume to be applied per acre where weeds have emerged at application. Treat before weeds exceed 5 inches in height.

Precautions: (1) Sugarcane growing in areas of exposed subsoil, in rocky areas, or during time of water stress may show a temporary chlorosis. (2) Do not apply Evik 80W in combination with other herbicides when making over-the-top applications. (3) Temporary chlorosis or stunting may occur after over-the-top applications.

TX: Use directions below for control of these weeds:

Weed Height	Weeds Controlled
Up to 2 inches	fall panicum, Texas panicum
Up to 4 inches	barnyardgrass, <u>Brachiaria</u> spp., cocklebur, Florida pusley, common lambsquarters, morningglory, ragweed, smartweed, velvetleaf, wild mustard
Up to 6 inches	pigweed, sunflower

Broadcast 1.5-2.5 lbs./A preemergence or postemergence to sugarcane or weeds. Add a nonionic surfactant at the rate of 2 qts./100 gals. of spray mixture.

Follow with 1 or 2 repeat applications, as needed. Make the final application before close-in. Use the higher rates of Evik 80W for heavier weed infestations.

15 7 20

Precaution: Temporary yellowing of sugarcane leaves may follow over-the-top applications.

Noncrop Land

Evik 80W provides weed control on industrial sites, railroad rights-of-way, around highway guard rails, lumberyards, petroleum tank farms, utility substations, and airport runways. Use only where control of all vegetation is desired. Do not use near adjacent desirable trees, shrubs or plants, or in greenhouses, as injury may occur.

Evik 80W controls barnyardgrass, crabgrass, fall panicum, foxtails (giant, green, yellow), goosegrass, nutsedge, shattercane, signalgrass (Brachiaria spp.), Texas panicum (Texas millet), cocklebur, Florida pusley, lambsquarters, morningglory, wild mustard, pigweed, ragweed, smartweed, and velvetleaf.

Apply to emerged actively growing weeds at the rates recommended in the rate chart Rates of Application for Corn on this label. In HI and AK, use rates as listed in Area 1. Apply in at least 20 gals. of water per acre and add a surfactant such as X-77, duPont WK, or Tronic at the rate of 2 qts./100 gals. of spray mixture (0.5% of spray volume). Cover weeds thoroughly with spray for good control.

Do not plant desirable plants in treated areas for one year.

Storage and Disposal

Store in a cool, dry place. Do not contaminate water, food, or feed by storage or disposal. Improper disposal of unused pesticide, spray mixture, or rinse water is a violation of federal law. If these wastes cannot be used according to label instructions, contact your State Pesticide or Environmental Control Agency, or the Hazardous Waste representative at the nearest EPA Regional Office for guidance in proper disposal methods.

Completely empty bag into application equipment. Dispose of empty bag and box in a sanitary landfill, or by incineration, or, if allowed by state and local authorities, by burning. Stay out of smoke from burning containers.

For minor spills, leaks, etc., follow all precautions indicated on this label and clean up immediately. Take special care to avoid contamination of equipment and facilities during cleanup procedures and disposal of wastes. In the event of a major spill, fire, or other emergency, call 1-800-888-8372, day or night.

Precautionary Statements

Hazards to Humans and Domestic Animals

CAUTION

Harmful if swallowed, inhaled, or absorbed through the skin. Causes eye irritation. Avoid contact with skin, eyes, or clothing. Avoid breathing vapors, dust, or spray mist.

First Aid: If swallowed, contact your local poison control center, hospital, or physician. If the patient is unconscious, maintain breathing and heartbeat (cardiopulmonary resuscitation). If the patient is conscious and alert, induce vomiting (syrup of ipecac or stimulate the back of the throat with a finger). Never give anything by mouth to an unconscious person!

If inhaled, move to clean air. If in eyes, flush with plenty of water. If on skin, wash with plenty of soap and water. If irritation persists, seek medical attention.

Note to Physician: If ingested, there is no specific antidote. Induce emesis or lavage stomach. Give saline laxative and supportive therapy.

**Personal Protective Equipment**


Applicators and other handlers must wear:

- Long-sleeved shirt and long pants
- Shoes plus socks

Follow manufacturer's instructions for cleaning/maintaining PPE. If no such instructions for washables, use detergent and hot water. Keep and wash PPE separately from other laundry.

**Engineering Control Statements**

When handlers use closed systems, enclosed cabs, or aircraft in a manner that meets the requirements listed in the Worker Protection Standard (WPS) for agricultural pesticides [40 CFR 170.240(d)(4-6)], the handler PPE requirements may be reduced or modified as specified in the WPS.





User Safety Recommendations

Users should:

- Wash hands before eating, drinking, chewing gum, using tobacco, or using the toilet.
- Remove clothing immediately if pesticide gets inside. Then wash thoroughly and put on clean clothing.

Environmental Hazards

Do not apply directly to water, or to areas where surface water is present, or to intertidal areas below the mean high water mark. Do not contaminate water when disposing of equipment wash waters or rinsate.

This chemical is known to leach through soil into ground water under certain conditions as a result of registered uses. Use of this chemical in areas where soils are permeable, particularly where the water table is shallow, may result in ground water contamination.

Evik® trademark of Ciba-Geigy Corporation

Karmex® trademark of E. I. duPont de Nemours and Company, Inc.

X-77® trademark of Chevron Chemical Company

©1995 Ciba-Geigy Corporation

Ciba Crop Protection  
Ciba-Geigy Corporation  
Greensboro, North Carolina 27419

CGA 15L5 (DRAFT) (4 lb. bag)  
CGA 15L4 (DRAFT) (booklet for 50 lb. box)

	October 2, 1980
Revised	April 2, 1981
Revised	September 22, 1982
Revised	February 29, 1984
Revised	January 21, 1986
Revised	September 30, 1987
Revised	August 24, 1988
Revised	October 31, 1990
Revised	June 15, 1994
Revised	March 5, 1995

[GANNONC.LABELE]EVK80-A - 3/7/95



WPS  
Booklet for 50 Lb. Box

Evik® 80W

HERBICIDE

For weed control in bananas, corn,  
pineapple, sugarcane, and noncrop areas

Active Ingredients:

Ametryn: 2-ethylamino-4-isopropylamino- 6-methylthio-s-triazine .....	76%
<u>Related compounds .....</u>	<u>4%</u>
<u>Inert Ingredients:</u>	<u>20%</u>
Total:	100%

Evik 80W is a wettable powder.


KEEP OUT OF REACH OF CHILDREN.

CAUTION

See additional precautionary statements and directions for use  
inside booklet.

EPA Reg. No. 100-473

EPA Est. 100-LA-1



50 Lb. Box Label

Evik® 80W

Herbicide

Active Ingredients:

Ametryn: 2-ethylamino-4-isopropylamino-6-methylthio-s-triazine .....	76%
Related compounds .....	4%
<u>Inert Ingredients:</u>	<u>20%</u>
Total:	100%

KEEP OUT OF REACH OF CHILDREN.

CAUTION

For complete directions for use, see booklet inside container.


<b>AGRICULTURAL USE REQUIREMENTS</b>
--------------------------------------

<p>Use this product only in accordance with its labeling and with the Worker Protection Standard, 40 CFR part 170. Refer to supplemental labeling under "Agricultural Use Requirements" in the Directions for Use section for information about this standard.</p>
--

EPA Reg. No. 100-473

EPA Est. No. 100-LA-1

Product ID. 79320



Precautionary Statements

Hazards to Humans and Domestic Animals

CAUTION

Harmful if swallowed, inhaled, or absorbed through the skin. Causes eye irritation. Avoid contact with skin, eyes, or clothing. Avoid breathing vapors, dust, or spray mist.

First Aid: If swallowed, contact your local poison control center, hospital, or physician. If the patient is unconscious, maintain breathing and heartbeat (cardiopulmonary resuscitation). If the patient is conscious and alert, induce vomiting (syrup of ipecac or stimulate the back of the throat with a finger). Never give anything by mouth to an unconscious person!

If inhaled, move to clean air. If in eyes, flush with plenty of water. If on skin, wash with plenty of soap and water. If irritation persists, seek medical attention.

Note to Physician: If ingested, there is no specific antidote. Induce emesis or lavage stomach. Give saline laxative and supportive therapy.

Environmental Hazards

Do not apply directly to water, or to areas where surface water is present, or to intertidal areas below the mean high water mark. Do not contaminate water when disposing of equipment wash waters or rinsate.

This chemical is known to leach through soil into ground water under certain conditions as a result of registered uses. Use of this chemical in areas where soils are permeable, particularly where the water table is shallow, may result in ground water contamination.

Ciba Crop Protection

Ciba-Geigy Corporation  
Greensboro, North Carolina 27419

[GANNONC.LABELE]EVK80-A - 3/7/95

