

10F5
PM 25
100-473

Evik®

ACCEPTED
DEC - 5 1982
Under the Fungicide, Insecticide, and Plant Growth Regulator Act, as amended, for the pesticide registered under EPA Reg. No. 100-473

80W

Herbicide

For weed control in bananas, corn, grapefruit, oranges, pineapple, sugarcane, and noncrop areas

For use as a potato vine desiccant

Four Pounds
Net Weight

Active Ingredients:	
Ametryn: 2-ethyl-amino-4-isopropyl-amino-6-methylthio-s-triazine	76%
Related compounds	4%
Inert Ingredients:	20%
Total:	100%

EPA Reg. No. 100-473

Evik 80W is a wettable powder

Keep Out of Reach of Children.

Caution

See additional precautionary statements on left panel.

See directions for use on panel at right.

CIBA-GEIGY

DIRECTIONS FOR USE AND CONDITIONS OF SALE AND WARRANTY

IMPORTANT: Read the entire Directions for Use and the Conditions of Sale and Warranty before using this product.

Conditions of Sale and Warranty

The Directions for Use of this product reflect the opinion of experts based on field use and tests. The directions are believed to be reliable and should be followed carefully. However, it is impossible to eliminate all risks inherently associated with use of this product. Crop injury, ineffectiveness, or other unintended consequences may result because of such factors as weather conditions, presence of other materials, or the manner of use or application all of which are beyond the control of CIBA-GEIGY or the Seller. All such risks shall be assumed by the Buyer.

CIBA-GEIGY warrants that this product conforms to the chemical description on the label and is reasonably fit for the purposes referred to in the Directions for Use subject to the inherent risks referred to above. **CIBA-GEIGY makes no other express or implied warranty of Fitness or Merchantability or any other express or implied warranty. In no case shall CIBA-GEIGY or the Seller be liable for consequential, special, or indirect damages resulting from the use or handling of this product.** CIBA-GEIGY and the Seller offer this product, and the Buyer and user accept it, subject to the foregoing Conditions of Sale and Warranty, which may be varied only by agreement in writing signed by a duly authorized representative of CIBA-GEIGY.

Directions for Use

It is a violation of federal law to use this product in a manner inconsistent with its labeling.

FAILURE TO FOLLOW PRECAUTIONS ON THIS LABEL MAY RESULT IN CROP INJURY, POOR WEED CONTROL, AND/OR ILLEGAL RESIDUES.

Evik 80W controls most annual broadleaf and grass weeds (see list under each crop). When applied before weed emergence, Evik 80W kills weeds as they germinate by entering roots. On existing weeds, it is effective through leaf contact.

Following many years of continuous use of this product and chemically related products, biotypes of some of the weeds listed on this label have been reported which cannot be effectively controlled by this and related herbicides. Where this is known or suspected, we recommend the use of this product in combination with other registered herbicides which are not triazines. Consult with your State Agricultural Extension Service for specific recommendations.

Avoid using Evik 80W where adjacent desirable plants may be injured.

Evik 80W is noncorrosive to equipment and metal surfaces, non-flammable, and has low electrical conductivity.

Application Procedures

Ground application: Use conventional ground sprayers equipped with nozzles that provide accurate and uniform application. Be certain that nozzles are uniformly spaced and the same size. Calibrate sprayer before use and recalibrate at the start of each season and when changing carriers.

Use a pump with capacity to (1) maintain 35-40 psi at nozzles, (2) provide sufficient agitation in tank to keep mixture in suspension, and (3) to provide a minimum of 20% bypass at all times. Use centrifugal pumps which provide propeller shear action for dispersing and mixing this product. The pump should provide a minimum of 10 gals./minute/100 gal. tank size circulated through a correctly positioned sparger tube or jets.

Use screens to protect the pump and to prevent nozzles from clogging. Screens placed on the suction side of the pump should be 16-mesh or coarser. Do not place a screen in the recirculation line. Use 50-mesh or coarser screens between the pump and boom, and where required, at the nozzles. Check nozzle manufacturer's recommendations.

For band applications, calculate amount to be applied per acre as follows:

$$\frac{\text{band width in inches}}{\text{row width in inches}} \times \text{broadcast rate per acre} = \text{amount needed per acre of field}$$

Aerial application: Use aerial application only where specified in the use directions. Avoid applications under conditions where uniform coverage cannot be obtained or where excessive spray drift may occur.

Avoid application to humans or animals. Flagmen and loaders should avoid inhalation of spray mist and prolonged contact with skin, and should wash thoroughly before eating and at the end of each day's operation.

Mixing procedures — all uses: (1) Be sure sprayer is clean and not contaminated with any other materials, or crop injury or sprayer clogging may result. (2) Fill tank 1/4 full with clean water or nitrogen solution (may be used in corn). (3) Start agitation. (4) Be certain that the agitation system is working properly and creates a rippling or rolling action on the liquid surface. (5) Make a slurry by adding Evik 80W to a small amount of water in a separate container and pour slurry into tank. (6) Continue filling tank until 90% full. Increase agitation if necessary to maintain surface action. (7) Add tank mix herbicide(s) after this product is thoroughly suspended. (8) Finish filling tank. Maintain agitation to avoid separation of materials. (9) Empty tank as completely as possible before refilling to prevent buildup of emulsifiable concentrate residue from possible tank mix herbicides. (10) If an emulsifiable concentrate film starts to build up in tank, drain it and clean with strong detergent solution or solvent. (11) Clean sprayer thoroughly immediately after use by flushing system with water containing a detergent.

Compatibility test: Nitrogen solutions may replace all or part of the water in the spray in corn. Since nitrogen solutions can vary, even within the same analysis, check compatibility each time before use. Commercial application equipment may improve compatibility in some instances. The following test assumes a spray volume of 25 gals. per acre. For other spray volumes, make appropriate changes in the ingredients. Check compatibility using this procedure:

- 1) Add 1 pint of fertilizer to each of 2 one-quart jars with tight lids.
- 2) To one of the jars add 1/4 tsp. or 1.2 milliliters of a compatibility agent approved for this use (1/4 tsp. is equivalent to 2 pts. per 100 gals. spray). Shake or stir gently to mix. Examples of compatibility agents include Com-pex[®] and Unite[®].
- 3) To both jars add 1.4 teaspoons of Evik 80W for each pound; or acre to be applied.

- 4) After adding all ingredients, put lids on and tighten, and invert each jar ten times to mix. Let the mixtures stand 15 minutes and then look for separation, large flakes, precipitates, gels, heavy oily film on the jar, or other signs of incompatibility. Determine if the compatibility agent is needed in the spray mixture by comparing the two jars. If either mixture separates, but can be remixed readily, the mixture can be sprayed as long as good agitation is used. If the mixtures are incompatible, try slurrying the Evik 80W in water before addition. If still incompatible, do not use the nitrogen solution and Evik 80W in the same spray tank.

Bananas and Plantains

In Hawaii, Evik 80W controls broadleaf and grass weeds including rattlebox (*Crotalaria* spp.), dallisgrass, goosegrass (*Eleusine indica*), Japanese tea, kukui-puaa and other crabgrass species (*Digitaria* spp.), pualele (sowthistle), common purslane, *Richardia* spp., spanishneedles, wild pea bean, *Amaranthus* spp., Flora paintbrush, foxtail, junglerice, fireweed, and *Panicum* spp.

In Puerto Rico, Evik 80W controls broadleaf and grass weeds including *Commelina diffusa*, *Paspalum* spp., *Axonopus compressus*, *Panicum* spp., *Digitaria* spp., and *Setaria* spp.

Apply Evik 80W in Hawaii or Puerto Rico as a directed basal spray immediately after setting banana or plantain plants or any time thereafter. Apply before weeds emerge or to emerged, growing weeds. Use the lower rates for applications made before weed emergence and for young, easy-to-kill weeds. Use the higher rates for more residual control and for controlling hard-to-kill weeds. Repeat as needed at 3-4 month intervals.

Area	Rates of application per acre	
	Per application (min. of 30 gals water/A)	Max per year
Hawaii	5 - 10 lbs	30 lbs
Puerto Rico	4 - 6 lbs	16 lbs


In Central America, apply 2-4 lbs. of Evik 80W in a minimum of 20 gals. of water/A covering all vegetation thoroughly. Use the lower rate for application to young weeds, and the higher rate for application to heavier growth of older, hard to kill weeds. Repeat application 30 days later, covering all vegetation. Apply the third and subsequent applications as needed, covering only living vegetation. Use a maximum of 16 lbs. of Evik 80W/A per year.

Corn (Field corn, sweet corn, popcorn)

Evik 80W controls annual broadleaf and grass weeds including Texas panicum (Texas millet), fall panicum, signalgrass (*Bracharia* spp.), goosegrass, crabgrass, barnyardgrass, giant foxtail, yellow and green foxtails, nutsedge, shattercane, wild proso millet, cocklebur, lambsquarters, Florida pusley, morningglory, pigweed, wild mustard, ragweed, velvetleaf, and smartweed. Weeds taller than specified in the rate table will not be controlled.

Apply Evik 80W as a postemergence directed spray to weeds after the smallest corn is at least 12 inches tall (measured to the highest leaf surface on free standing plants).

Caution: Do not spray over top of corn or injury will occur. Do not apply within 3 weeks of harvest.



Apply in a minimum of 20 gals. of water/A to assure uniform coverage (nonpressure nitrogen solution may be substituted for all or part of the water). The entire weed must receive spray to be killed. Add a surfactant such as X-77[®], duPont WK, or Tronic at the rate of 2 qts./100 gals. of spray mixture (0.5% of spray volume).

It is recommended that gauge wheels and/or leaf litter equipment be used to prevent leaf contact with the spray. Drop nozzles may be used, but extreme care must be taken to keep the spray or drift from contacting the leaves and especially the whorl of the corn plant. Be sure the entire spray pattern is directed downward. Apply at a spray pressure of 30 psi or less to prevent "bounce back" — spray bouncing off soil or weeds and setting on corn leaves.

Precautions (Florida and Texas):
 1) Do not apply where trees have been established in the grove less than two years. 2) Apply no more than 15 lbs. of Evik 80W/A per year. 3) Do not allow spray to contact stems, fruit, or foliage on trees. 4) Do not apply where uniform coverage cannot be obtained or where excessive spray drift may occur.

Use rates of application according to the following geographical areas:

Area 1			Area 2	
Arizona	Michigan	Ohio	Alabama	Mississippi
California	Minnesota	Oregon	Arkansas	North Carolina
Colorado	Missouri	Pennsylvania	Delaware	Oklahoma
Connecticut	Montana	Rhode Island	Florida	South Carolina
Idaho	Nebraska	South Dakota	Georgia	Tennessee
Illinois	Nevada	Utah	Kentucky	Texas
Indiana	New Hampshire	Vermont	Louisiana	Virginia
Iowa	New Jersey	Washington	Maryland	West Virginia
Kansas	New Mexico	Wisconsin		
Maine	New York	Wyoming		
Massachusetts	North Dakota			

Where a rate range is indicated, use the high rate for relatively dense weed infestations

Rates of Application for Corn

Weed height	Weeds controlled*	Broadcast rate per acre	
		Area 2	Area 1
Up to 2 inches	<i>Brachiaria</i> , broadleaves	.75 lb.	2.5 lbs.
	Texas panicum fall panicum barnyardgrass goosegrass	1.25 lbs.	
	crabgrass	2-2.5 lbs.	
	foxtail	2-2.5 lbs.	
	shattercane, nutsedge	Do not apply	
Up to 4 inches	wild proso millet	Do not apply	2.5 lbs.
2-4 inches	<i>Brachiaria</i> , broadleaves	1.25 lbs.	2.5 lbs.
	Texas panicum fall panicum barnyardgrass goosegrass	2-2.5 lbs.	
	crabgrass	Do not apply	
	foxtail	2-2.5 lbs.	
	shattercane, nutsedge	Do not apply	
4-6 inches	<i>Brachiaria</i> , broadleaves	2-2.5 lbs.	2.5 lbs.
	fall panicum, nutsedge	Do not apply	

*A mechanical cultivation may be required if weeds regrow

Suggestions for Crop Rotation: Small grains, such as wheat, oats, and rye, may be planted in the fall following the recommended application. Do not plant any rotational crop other than small grains until the following year.

Note: Allow 30 days after the application before harvesting, grazing, or feeding forage to livestock.

Grapefruit and Oranges

Florida: Apply Evik 80W twice per year (see following table) in a minimum of 40 gals./A as a directed spray to thoroughly cover existing weeds. Weeds controlled include common bermudagrass (*Cynodon dactylon*), spanishneedles (*Bidens bipinnata*), and Florida pusley (*Richardia scabra*). Mow 7-10 days before application to obtain most effective control of dense stands of common bermudagrass. Evik is most effective when good moisture conditions exist.

Make the first application in the spring when weeds have resumed active growth, but before they exceed 4 inches in height. Make the second application 90-100 days later to obtain season-long control. For heavy bermudagrass infestations, use the higher rates in the first application.

Florida application	Broadcast rate per acre	
	Light weed infestation	Heavy weed infestation
First (spring)	5 - 6 lbs.	7 - 8 lbs.
Second (summer)	5 - 6 lbs.	7 lbs.

Texas: Apply Evik 80W in a minimum of 40 gals./A as a directed spray to thoroughly cover existing weeds. Use 3 lbs./A for control of heavy weed infestations and for top-kill of johnsongrass and marine-vine (ivy treevine). Weeds controlled include barnyardgrass, buffelgrass, sandbur, Texas panicum (Colodograss), silver leaf nightshade, pigweed, common purslane, and sunflower. Use 2 lbs./A to control light weed infestations. For both rates, add a nonionic surfactant, such as duPont WK, X-77, or LOC, at the rate of 2 qts./100 gals. of spray mixture (0.5% of spray volume).

Make the first application in the spring when weeds have resumed active growth, but before they exceed 4 inches in height. Make additional applications as needed up to 15 lbs./A per year. Evik is most effective when weeds are actively growing and 1-4 inches in height.

Notes (Florida and Texas): 1) Do not apply within 30 days of harvest. 2) Do not graze treated areas.

Pineapple

For control of broadleaf and grass weeds including rattlebox (*Crotalaria* spp.), dallisgrass, goosegrass (*Eleusine indica*), Japanese tea, kukapuaa and other crabgrass species (*Digitaria* spp.), pualele (sowthistle), common purslane, *Richardia* spp., spanishneedles, wild pea bean, *Amaranthus* spp., Florida's paintbrush, foxtail, junglerice, fireweed, and *Panicum* spp., apply up to 10 lbs. of Evik 80W/A as a blanket spray immediately after planting, or after plant crop harvest is completed and before weeds emerge. Additional blanket or interspace applications may be made at 1-2 month intervals prior to differentiation as needed, but should not exceed 2 1/2 lbs./A per application. Apply in a minimum of 30 gals. of water/A.


Note: 1) Do not apply more than 37 1/2 lbs. Evik 80W/A per crop cycle. 2) Do not make the last application within 160 days of harvest.

Sugarcane

To control weeds specified in the various states, apply Evik 80W alone or in tank mix combinations. Broadcast aerially in a minimum volume of 5 gals. of spray/A, or broadcast or band by ground in a minimum of 20 gals./A, unless indicated otherwise. Repeat treatments, where needed, may be applied broadcast, band, or interline as recommended, with final application prior to close-in.

Aerial Application: Use aerial application only where broadcast applications are specified. Unless specified otherwise, apply a minimum of 1 gal. of water for each 1 lb. of product applied/A, but not less than 5 gals. total volume/A. Avoid applications under conditions where uniform coverage cannot be obtained or where excessive spray drift may occur. In order to assure that spray will be controllable within the target area when used according to label directions, make applications at a maximum height of 10 ft., using low drift nozzles at a maximum pressure of 40 psi, and restrict application to periods when wind speed does not exceed 10 mph. To assure that spray will not adversely affect adjacent sensitive nontarget plants, apply Evik 80W alone by aircraft at a minimum upwind distance of 800 ft. from sensitive plants, or apply Evik 80W + Karmex[®] at a minimum upwind distance of 500 ft. from sensitive plants.

Florida: Apply 0.5-1.5 lbs. of Evik 80W in a minimum of 20 gals. of water/A directed to the base of plant or ratoon sugarcane to emerged weeds. Avoid wetting sugarcane foliage or injury may occur. Use nozzle tips which will minimize atomization or spray drift. Use the higher rate for high grass populations. Apply up to 2 repeat applications, if needed, at 30-day intervals before close-in. To control alexandergrass (*Brachiaria plantaginea*), apply at the 3-4 leaf stage or before 3 inches tall. For mixed weed infestations, use 3 lbs. of Evik 80W plus 0.5 lb. acid equivalent of 2,4-Damine/A or 1 qt. of surfactant, such as X-77 or ACL 209, for each 100 gals. of spray to improve weed control. Observe all precautions and limitations on labeling of all products used in mixtures.



Hawaii: Use one of the following methods in plant or ratoon sugarcane for control of ageratum, rattlebox (*Crotalaria* spp.), dallisgrass, fireweed, goosegrass, (*Eleusine indica*), guineagrass, Japanese tea, kukuihua, and other crabgrass species (*Digitaria* spp.), morningglory, pualele (sowthistle), common purslane, *Richardia* spp., spanishneedles, wild pea bean, *Amaranthus* spp., Flora's painbrush, fox-tail, junglerice, and swollen fingergrass

- 1 Apply 5-10 lbs A before weeds or sugarcane emerge. A second and third application at 2.5-5 lbs A may be made, as needed, to emerged weeds prior to close-in
- 2 Apply 2.5-5 lbs of Evik 80W plus 2.5-5 lbs of Karmex 80W before sugarcane and weeds emerge
A second application at 2.5-5 lbs of Evik 80W plus 2.5-5 lbs of Karmex 80W may be made, as needed, post-emergence to sugarcane and weeds
A third application at 2.5-3 lbs of Evik 80W plus 2.5-3 lbs of Karmex 80W may be applied prior to close-in

For best results when Karmex 80W is used on emerged weeds, add a non-ionic surfactant to the spray at the rate of 1-2 qts. per 100 gals. and apply as a directed spray.

Note: Use the minimum preemergence rates on nonirrigated sugarcane (high rainfall areas), on land first cropped to sugarcane, and for light weed infestations

Precautions: (1) Sugarcane growing in areas of exposed subsoil, in rocky areas, or in soils of low adsorptive capacity may show temporary chlorosis following treatment. (2) Injury to sugarcane may occur when under moisture stress. (3) Certain sugarcane varieties may show a temporary chlorosis or stunting as a result of over-the-top application

Louisiana: Use directions below for control of these weeds

Weed height	Weeds controlled
Up to 3 inches	* Itchgrass (raoulgrass)
Up to 4 inches	barnyardgrass, crabgrass, fall panicum, foxtail, goosegrass, Texas panicum
Up to 5 inches	Annual sowthistle, common chickweed, henbit, paleseed plantain, swinecress
Up to 6 inches	<i>Brachiaria</i> spp., browntop panicum, cocklebur, Florida pusley, common lambsquarters, morningglory, pigweed, ragweed, smartweed, velvetleaf, wild mustard

* Controls emerged itchgrass. May not control itchgrass germinating after treatment

Broadcast or band by ground equipment over the top of plant or ratoon sugarcane 2.5 lbs of Evik 80W plus 0.5 lb acid equivalent of 2,4-D amine plus 1 qt of crop oil concentrate, such as Agri-Dex, Amoco, or Unico (or 1 pt of nonionic surfactant, such as duPont WK, X-77, or LOC) in a minimum of 20 gals of water. A

Follow with one or two repeat over-the-top or directed applications, as needed, using 3 lbs of Evik 80W plus 0.5 lb of 2,4-D amine plus 1 qt of crop oil concentrate (or 1 pt of nonionic surfactant) in a minimum of 20 gals of water. A To avoid injury, do not apply over the top of sugarcane after April 10 or after sugarcane exceeds 20 inches in height. If needed, follow with one or two additional applications directed to the base of sugarcane (using same rates as in second or third application)

before close-in. Observe all precautions and limitations on labeling of all products used in mixtures.

Precaution: Temporary yellowing of sugarcane leaves may follow over-the-top applications.

Puerto Rico: Use one of the following methods for control of *Amaranthus* spp., crabgrass, dallisgrass, foxtail, goosegrass (*Eleusine indica*), itchgrass (raoulgrass), junglerice, milkweed, morningglory, *Panicum* spp., pigweed, purpletop, purslane, *Richardia* spp., spanishneedles, sandbur, and sowthistle in plant and/or ratoon sugarcane as specified:

1. **Plant or Ratoon Sugarcane:** Apply 5-10 lbs of Evik 80W. A before sugarcane or weeds emerge. Apply one or two additional applications, as needed, at 2.5-5 lbs. A before close-in, directed to the base of sugarcane
2. **Plant Sugarcane:** Apply 5 lbs A before sugarcane emerges and before weeds exceed 5 inches in height. A second application at 4 lbs A may be made, as needed, over-the-top of sugarcane after the sugarcane and weeds emerge but prior to close-in
3. **Ratoon Sugarcane:** Apply 4 lbs A interline or over-the-top of sugarcane and weeds prior to close-in

In plant or ratoon sugarcane, add 1 pt of a nonionic surfactant to the spray volume to be applied. A where weeds have emerged at application. Treat before weeds exceed 5 inches in height

Precautions: (1) Sugarcane growing in areas of exposed subsoil, in rocky areas or during time of water stress may show a temporary chlorosis. (2) Do not apply Evik 80W in combination with other herbicides when making over-the-top applications. (3) Temporary chlorosis or stunting may occur after over-the-top applications

Texas: Use directions below for control of these weeds:

Weed Height	Weeds controlled
Up to 2 inches	fall panicum, Texas panicum
Up to 4 inches	barnyardgrass, <i>Brachiaria</i> spp., cocklebur, Florida pusley, common lambsquarters, morningglory, ragweed, smartweed, velvetleaf, wild mustard
Up to 6 inches	pigweed, sunflower

Broadcast 1.5-2.5 lbs A preemergence or postemergence to sugarcane or weeds. Add a nonionic surfactant at the rate of 2 qts / 100 gals. of spray mixture

Follow with one or two repeat applications, as needed. Make the final application before close-in. Use the higher rates of Evik 80W for heavier weed infestations

Precaution: Temporary yellowing of sugarcane leaves may follow over-the-top applications

Potato Vine Desiccant

To kill potato vines and weed growth, apply Evik 80W 10-14 days before harvest at the rates in the following table. Apply in a minimum of 100 gals of water. A Thorough coverage must be obtained in order to achieve a satisfactory kill. Complete vine kill is normally obtained in 10-14 days in the Southeast and in 14-17 days elsewhere. Vine kill may be delayed by unseasonably cold weather.

Note: Do not graze livestock on treated areas.

Area	Rate Evik 80W per acre
Florida	1.25 - 2.5 lbs
Southeast (N.C., Tenn. and south except Fla.)	1.25 - 2.5 lbs or 1 lb plus 2 gals nonphytotoxic oil
Northeast (Va., Ky. and north), Midwest, North Central, Colo., and Wyo	2.5 - 3 lbs

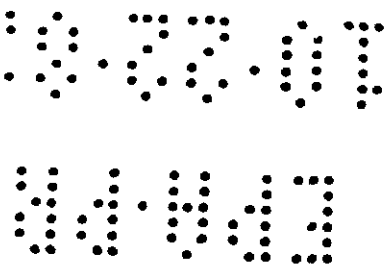
Noncrop Land

Evik 80W provides weed control on industrial sites, railroad rights-of-way, around highway guard rails, lumberyards, petroleum tank farms, utility substations and airport runways. Use only where control of all vegetation is desired. Do not use near adjacent desirable trees, shrubs or plants, or in greenhouses, as injury may occur

Evik 80W controls barnyardgrass, crabgrass: fall panicum, foxtails (giant, green, yellow), goosegrass, nutsedge, shattercane, signalgrass (*Brachiaria* spp.), Texas panicum (Texas millet), cocklebur, Florida pusley, lambsquarters, morningglory, wild mustard, pigweed, ragweed, smartweed, and velvetleaf

Apply to emerged actively growing weeds at the rates recommended in the rate chart "Rates of Application for Corn" on this label. Apply in at least 20 gals of water. A and add a surfactant such as X-77, duPont WK, or Tronic at the rate of 2 qts / 100 gals of spray mixture (0.5% of spray volume). Cover weeds thoroughly with spray for good control

Do not plant desirable plants in treated areas for one year



Storage and Disposal

Store in a cool, dry place. Do not contaminate water, food, or feed by storage, disposal, or cleaning of equipment. Open dumping is prohibited. Pesticide, spray mixture, or rinse water that cannot be used according to label instructions must be disposed of according to applicable federal, state, or local procedures. Completely empty bag by shaking, and tapping sides and bottom to loosen clinging particles. Empty residue into application equipment. Then dispose of bags in a sanitary landfill or by incineration if allowed by state and local authorities.

Precautionary Statements

Hazards to Humans and Domestic Animals

CAUTION

Harmful if swallowed, inhaled, or absorbed through the skin. Causes eye irritation. Avoid contact with skin, eyes, or clothing. Avoid breathing vapors, dust, or spray mist. Remove contaminated clothing and wash before reuse. Wash thoroughly with soap and water after handling.

First Aid: If swallowed, contact your local poison control center, hospital, or physician. If the patient is unconscious, maintain breathing and heart-beat (cardiopulmonary resuscitation). If the patient is conscious and alert, induce vomiting (syrup of ipecac or stimulate the back of the throat with a finger). Never give anything by mouth to an unconscious person!

If inhaled, move to clean air. If in eyes, flush with plenty of water. If on skin, wash with plenty of soap and water. If irritation persists, seek medical attention.

Note to Physician: If ingested, there is no specific antidote. Induce emesis or lavage stomach. Give saline laxative and supportive therapy.

Environmental Hazards

Do not apply directly to any body of water. Do not contaminate water by cleaning of equipment or disposal of wastes.

Evik[®] trademark of CIBA-GEIGY for ametryn



Karmex[®] trademark of E. I. duPont de Nemours and Co. for dikuron

X-77[®] trademark of KALO Laboratories, Inc.

© 1982 CIBA-GEIGY Corporation

Agricultural Division
CIBA-GEIGY Corporation
Greensboro, North Carolina 27419
CGA 15L5M 092

S&FS



16F4
PM 25
100-473

Evik[®]

80W

USE DIRECTIONS
In Accordance with Label and Section 92-2.
Based on Data Available as of 12-3-82

Herbicide

For weed control
in bananas, corn,
grapefruit, oranges,
pineapple, sugar-
cane, and noncrop
areas

For use as a potato
vine desiccant

Four Pounds
Net Weight

Active Ingredients:	
Ametryn: 2-ethyl- amino-4-isopropyl- amino-6-methylthio- s-triazine	76%
Related compounds	4%
<u>Inert Ingredients:</u>	<u>20%</u>
Total:	100%

EPA Reg. No. 100-473
EPA Est. 100-LA-1

Evik 80W is a
wetable powder.

Keep Out of Reach
of Children.

Caution

See additional
precautionary
statements on
left panel.

See directions for use on
panel at right.

CIBA-GEIGY

OCT 22 1987



CGA 130-577E

DIRECTIONS FOR USE AND CONDITIONS OF SALE AND WARRANTY

IMPORTANT: Read the entire Directions for Use and the Conditions of Sale and Warranty before using this product.

Conditions of Sale and Warranty

The Directions for Use of this product reflect the opinion of experts based on field use and tests. The directions are believed to be reliable and should be followed carefully. However, it is impossible to eliminate all risks inherently associated with use of this product. Crop injury, ineffectiveness, or other unintended consequences may result because of such factors as weather conditions, presence of other materials, or the manner of use or application all of which are beyond the control of CIBA-GEIGY or the Seller. All such risks shall be assumed by the Buyer.

CIBA-GEIGY warrants that this product conforms to the chemical description on the label and is reasonably fit for the purposes referred to in the Directions for Use subject to the inherent risks referred to above. **CIBA-GEIGY makes no other express or implied warranty of Fitness or Merchantability or any other express or implied warranty. In no case shall CIBA-GEIGY or the Seller be liable for consequential, special, or indirect damages resulting from the use or handling of this product.** CIBA-GEIGY and the Seller offer this product, and the Buyer and user accept it, subject to the foregoing Conditions of Sale and Warranty, which may be varied only by agreement in writing signed by a duly authorized representative of CIBA-GEIGY.

DIRECTIONS FOR USE

It is a violation of federal law to use this product in a manner inconsistent with its labeling.

FAILURE TO FOLLOW ALL PRECAUTIONS ON THIS LABEL MAY RESULT IN POOR WEED CONTROL, CROP INJURY, AND/OR ILLEGAL RESIDUES.

Do not apply this product in such a manner as to directly or through drift expose workers or other persons except those knowingly involved in the application. The area being treated must be vacated by unprotected persons.

Do not apply this product through any type of irrigation system.

Reentry Statement

Do not enter treated areas without protective clothing until sprays have dried.

Because certain states may require more restrictive reentry intervals for various crops treated with this product, consult your State Department of Agriculture for further information.

Written or oral warnings must be given to workers who are expected to be in a treated area or in an area about to be treated with this product. Oral warnings must inform workers of areas or fields that may not be entered without specific protective clothing until sprays have dried, and appropriate actions to take in case of accidental exposure as described under **Precautionary Statements** on this label. When oral warnings are given, warnings shall be given in a language customarily understood by workers. Oral warnings must be given if there is reason to believe that written warnings cannot be understood by workers. Written warnings must include the following information: **CAUTION: Area treated with Evik 80W on (date of application). Do not enter without appropriate protective clothing until sprays have dried. In case of accidental exposure, flush eyes or skin with plenty of water. Call physician if irritation persists. Remove and wash contaminated clothing before reuse.**

General Information

Evik 80W controls most annual broadleaf and grass weeds (see list under each crop). When applied before weed emergence, Evik 80W kills weeds as they germinate by entering roots. On existing weeds, it is effective through leaf contact.

Following many years of continuous use of this product and chemically related products, biotypes of some of the weeds listed on this label have been reported which cannot be effectively controlled by this and related herbicides. Where this is known or suspected, we recommend the use of this product in combination with other registered herbicides which are not triazines. Consult with your state Agricultural Extension Service for specific recommendations.

Avoid using Evik 80W where adjacent desirable plants may be injured.

Evik 80W is noncorrosive to equipment and metal surfaces, non-flammable, and has low electrical conductivity.

Application Procedures

Ground application: Use conventional ground sprayers equipped with nozzles that provide accurate and uniform application. Be certain that nozzles are uniformly spaced and the same size. Calibrate sprayer before use and recalibrate at the start of each season and when changing carriers.

Use a pump with capacity to (1) maintain 35-40 psi at nozzles, (2) provide sufficient agitation in tank to keep mixture in suspension, and (3) to provide a minimum of 20% bypass at all times. Use centrifugal pumps which provide propeller shear action for dispersing and mixing this product. The pump should provide a minimum of 10 gals. minute 100 gal tank size circulated through a correctly positioned sparger tube or jets.

Use screens to protect the pump and to prevent nozzles from clogging. Screens placed on the suction side of the pump should be 16-mesh or coarser. Do not place a screen in the recirculation line. Use 50-mesh or coarser screens between the pump and boom, and where required, at the nozzles. Check nozzle manufacturer's recommendations.

For band applications, calculate amount to be applied per acre as follows:

$$\frac{\text{band width in inches}}{\text{row width in inches}} \times \frac{\text{broadcast rate per acre}}{\text{per acre}} = \frac{\text{amount needed per acre of field}}{\text{per acre of field}}$$

Aerial application: Use aerial application only where specified in the use directions. Avoid applications under conditions where uniform coverage cannot be obtained or where excessive spray drift may occur.

Avoid application to humans or animals. Flagmen and loaders should avoid inhalation of spray mist and prolonged contact with skin, and should wash thoroughly before eating and at the end of each day's operation.

Mixing procedures — all uses: (1) Be sure sprayer is clean and not contaminated with any other materials, or crop injury or sprayer clogging may result. (2) Fill tank 1/4 full with clean water or nitrogen solution (may be used in corn). (3) Start agitation. (4) Be certain that the agitation system is working properly and creates a rippling or rolling action on the liquid surface. (5) Make a slurry by adding Evik 80W to a small amount of water in a separate container and pour slurry into tank. (6) Continue filling tank until 90% full. Increase agitation if necessary to maintain surface action. (7) Add tank mix herbicide(s) after this product is thoroughly suspended. (8) Finish filling tank. Maintain agitation to avoid separation of materials. (9) Empty tank as completely as possible before refilling to prevent buildup of emulsifiable concentrate residue from possible tank mix herbicides. (10) If an emulsifiable concentrate film starts to build up in tank, drain it and clean with strong detergent solution or solvent. (11) Clean sprayer thoroughly immediately after use by flushing system with water containing a detergent.

Compatibility test: Nitrogen solutions may replace all or part of the water in the spray in corn. Since nitrogen solutions can vary, even within the same analysis, check compatibility each time before use. Commercial application equipment may improve compatibility in some instances. The following test assumes a spray volume of 25 gals. per acre. For other spray volumes, make appropriate changes in the ingredients. Check compatibility using this procedure:

- 1 Add 1 pint of fertilizer to each of 2 one-quart jars with tight lids.
- 2 To one of the jars add 1/4 tsp or 1.2 milliliters of a compatibility agent approved for this use (1/4 tsp is equivalent to 2 pts. per 100 gals. spray). Shake or stir gently to mix. Examples of compatibility agents include Complex[®] and Unite[®].
- 3 To both jars add 1.4 teaspoons of Evik 80W for each pound per acre to be applied.
- 4 After adding all ingredients, put lids on and tighten, and invert each jar ten times to mix. Let the mixtures stand 15 minutes and then look for separation, large flakes, precipitates, gels, heavy oily film on the jar, or other signs of incompatibility. Determine if the compatibility agent is needed in the spray mixture by comparing the two jars. If either mixture separates, but can be remixed readily, the mixture can be sprayed as long as good agitation is used. If the mixtures are incompatible, try slurrying the Evik 80W in water before addition. If still incompatible, do not use the nitrogen solution and Evik 80W in the same spray tank.

Bananas and Plantains

In Hawaii, Evik 80W controls broadleaf and grass weeds including rattlebox (*Crotalaria* spp.), dallisgrass, goosegrass (*Eleusine indica*), Japanese tea, kukai-puaa and other crabgrass species (*Digitaria* spp.), pualele (sowthistle), common purslane, *Richardia* spp., spanishneedles, wild pea bean (*Amaranthus* spp.), Florida pambrush, foxtail, junglerice, fireweed, and *Panicum* spp.

In Puerto Rico, Evik 80W controls broadleaf and grass weeds including *Commelina diffusa*, *Paspalum* spp., *Axonopus compressus*, *Panicum* spp., *Digitaria* spp., and *Setaria* spp.

Apply Evik 80W in Hawaii or Puerto Rico as a directed basal spray immediately after setting banana or plantain plants, or any time thereafter. Apply before weeds emerge or to emerged, growing weeds. Use the lower rates for applications made before weed emergence and for young, easy-to-kill weeds. Use the higher rates for more residual control and for controlling hard-to-kill weeds. Repeat as needed at 3-4 month intervals.

Area	Rates of application per acre	
	Per application (minimum of 30 gals. water/A)	Maximum per year
Hawaii	5-10 lbs	30 lbs
Puerto Rico	4-6 lbs	16 lbs

In Central America, apply 2-4 lbs of Evik 80W in a minimum of 20 gals. of water. A covering all vegetation thoroughly. Use the lower rate for application to young weeds, and the higher rate for application to heavier growth of older, hard-to-kill weeds. Repeat application 30 days later, covering all vegetation. Apply the third and subsequent applications as needed, covering only living vegetation. Use a maximum of 16 lbs of Evik 80W A per year.

Corn (Field corn, sweet corn, popcorn)

Evik 80W controls annual broadleaf and grass weeds including Texas panicum (Texas millet), fall panicum, signalgrass (*Bracharia* spp.), goosegrass, crabgrass, barnyardgrass, giant foxtail, yellow and green foxtails, nutsedge, shattercane, wild proso millet, cocklebur, lambsquarters, Florida pusley, morningglory, pigweed, wild mustard, ragweed, velvetleaf, and smartweed. Weeds taller than specified in the rate table will not be controlled.

Apply Evik 80W as a postemergence directed spray to weeds after the smallest corn is at least 12 inches tall (measured to the highest leaf surface on free standing plants).



OCT 22 1987

Precaution: Do not spray over top of corn or injury will occur. Do not apply within 3 weeks of tasseling.

Apply in a minimum of 20 gals. of water/A to assure uniform coverage (nonpressure nitrogen solution may be substituted for all or part of the water). The entire weed must receive spray to be killed. Add a surfactant such as X-77®, duPont WK, or Tronic at the rate of 2 qts./100 gals. of spray mixture (0.5% of spray volume).

It is recommended that gauge wheels and/or leaf lifter equipment be used to prevent leaf contact with the spray. Drop nozzles may be used, but extreme care must be taken to keep the spray or drift from contacting the leaves and especially the whorl of the corn plant. Be sure the entire spray pattern is directed downward. Apply at a spray pressure of 30 psi or less to prevent bounce back — spray bouncing off soil or weeds and settling on corn leaves.

Use rates of application according to the following geographical areas:

Area 1

Arizona	Michigan	Ohio
California	Minnesota	Oregon
Colorado	Missouri	Pennsylvania
Connecticut	Montana	Rhode Island
Idaho	Nebraska	South Dakota
Illinois	Nevada	Utah
Indiana	New Hampshire	Vermont
Iowa	New Jersey	Washington
Kansas	New Mexico	Wisconsin
Maine	New York	Wyoming
Massachusetts	North Dakota	

Area 2

Alabama	Louisiana	Tennessee
Arkansas	Maryland	Texas
Delaware	Mississippi	Virginia
Florida	North Carolina	West Virginia
Georgia	Oklahoma	
Kentucky	South Carolina	

Where a rate range is indicated, use the higher rate for relatively dense weed infestations.

Rates of Application for Corn

Weed height	Weeds controlled*	Broadcast rate per acre	
		Area 2	Area 1
Up to 2 inches	Brachiaria broadleaves	75 lb	2 lbs
	Texas panicum fall panicum barnyardgrass goosegrass	1-2.5 lbs	
	crabgrass	2-2.5 lbs	
	foxtail	2-2.5 lbs	
	shattercane nutsedge	Do not apply	
Up to 4 inches	wild proso millet		2.5 lbs
	Brachiaria broadleaves	1-2.5 lbs	
2-4 inches	Texas panicum fall panicum barnyardgrass goosegrass	2-2.5 lbs	2.5 lbs
	crabgrass	Do not apply	
	foxtail	2-2.5 lbs	
	shattercane nutsedge	Do not apply	
	Brachiaria broadleaves	2-2.5 lbs	
fall panicum nutsedge	Do not apply		

*A mechanical cultivation may be required if weeds regrow.

Suggestions For Crop Rotation: Small grains, such as wheat, oats, and rye, may be planted in the fall following the recommended application. Do not plant any rotational crop other than small grains until the following year.

Note: Allow 30 days after the application before harvesting, grazing, or feeding forage to livestock.

Grapefruit and Oranges

Florida: Apply Evik 80W twice per year (see following table) in a minimum of 40 gals./A as a directed spray to thoroughly cover existing weeds. Weeds controlled include common bermudagrass (*Cynodon dactylon*), spanishneedles (*Bidens bipinnata*), and Florida pusley (*Richardia scabra*). Mow 7-10 days before application to obtain most effective control of dense stands of common bermudagrass. Evik is most effective when good moisture conditions exist.

Make the first application in the spring when weeds have resumed active growth, but before they exceed 4 inches in height. Make the second application 90-100 days later to obtain season-long control. For heavy bermudagrass infestations, use the higher rates in the first application.

Florida application	Broadcast rate per acre	
	Light weed infestation	Heavy weed infestation
First (spring)	5-6 lbs	7-8 lbs
Second (summer)	5-6 lbs	7 lbs

Texas: Apply Evik 80W in a minimum of 40 gals./A as a directed spray to thoroughly cover existing weeds. Use 3 lbs./A for control of heavy weed infestations and for top-kill of johnsongrass and marnevine (ivy treebine). Weeds controlled include barnyardgrass, buffelgrass, sandbur, Texas panicum (Coloradograss), silver leaf nightshade, pigweed, common purslane, and sunflower. Use 2 lbs./A to control light weed infestations. For both rates, add a nonionic surfactant, such as duPont WK, X-77, or LOC, at the rate of 2 qts./100 gals. of spray mixture (0.5% of spray volume).

Make the first application in the spring when weeds have resumed active growth, but before they exceed 4 inches in height. Make additional applications as needed up to 15 lbs./A per year. Evik is most effective when weeds are actively growing and 1-4 inches in height.

Precautions (Florida and Texas): (1) Do not apply where trees have been established in the grove less than two years. (2) Apply no more than 15 lbs. of Evik 80W/A per year. (3) Do not allow spray to contact stems, fruit, or foliage on trees. (4) Do not apply where uniform coverage cannot be obtained or where excessive spray drift may occur.

Notes (Florida and Texas): (1) Do not apply within 30 days of harvest. (2) Do not graze treated areas.

Pineapple

For control of broadleaf and grass weeds including rattlebox (*Crotalaria* spp.), dallisgrass, goosegrass (*Eleusine indica*), Japanese tea, kukaipuaa and other crabgrass species (*Digitaria* spp.), pualele (sowthistle), common purslane, *Richardia* spp., spanishneedles, wild pea bean, *Amaranthus* spp., Florida paintbrush, foxtail, junglerice, hireweed, and *Panicum* spp., apply up to 10 lbs. of Evik 80W/A as a blanket spray immediately after planting, or after plant crop harvest is completed and before weeds emerge. Additional blanket or interspace applications may be made at 1-2 month intervals prior to differentiation as needed, but should not exceed 2½ lbs./A per application. Apply in a minimum of 30 gals. of water/A.

Note: (1) Do not apply more than 37½ lbs. Evik 80W/A per crop cycle. (2) Do not make the last application within 160 days of harvest.

Sugarcane

To control weeds specified in the various states, apply Evik 80W alone or in tank mix combinations. Broadcast aerially in a minimum volume of 5 gals. of spray A, or broadcast or band by ground in a minimum of 20 gals./A, unless indicated otherwise. Repeat treatments, where needed, may be applied broadcast, band, or interline as recommended, with final application prior to close-in.

Aerial Application: Use aerial application only where broadcast applications are specified. Unless specified otherwise, apply a minimum of 1 gal. of water for each 1" of product applied/A, but not less than 5 gals. total volume/A. Avoid applications under conditions where uniform coverage cannot be obtained or where excessive spray drift may occur. In order to assure that spray will be controllable within the target area when used according to label directions, make applications at a maximum height of 10 ft., using low drift nozzles at a maximum pressure of 40 psi, and restrict application to periods when wind speed does not exceed 10 mph. To assure that spray will not adversely affect adjacent sensitive nontarget plants, apply Evik 80W alone by aircraft at a minimum upwind distance of 800 ft. from sensitive plants, or apply Evik 80W + Karmex® at a minimum upwind distance of 500 ft. from sensitive plants.

Florida: Apply 0.5-1.5 lbs. of Evik 80W in a minimum of 20 gals. of water/A directed to the base of plant or ratoon sugarcane to emerged weeds. Avoid wetting sugarcane foliage or injury may occur. Use nozzle tips which will minimize atomization or spray drift. Use the higher rate for high grass populations. Apply up to 2 repeat applications, if needed, at 30-day intervals before close-in. To control alexandergrass (*Bracharia plantaginea*), apply at the 3-4 leaf stage or before 3 inches tall. For mixed weed infestations, use 1.5 lbs. of Evik 80W plus 0.5 lb. acid equivalent of 2,4-D amine/A and/or 2 qts. of surfactant, such as X-114 or ACL 209, for each 100 gals. of spray to improve weed control. Observe all precautions and limitations on labeling of all products used in mixtures.

Hawaii: Use one of the following methods in plant or ratoon sugarcane for control of ageratum, rattlebox (*Crotalaria* spp.), dallisgrass, hireweed, goosegrass, (*Eleusine indica*), guineagrass, Japanese tea, kukaipuaa, and other crabgrass species (*Digitaria* spp.), morningglory, pualele (sowthistle), common purslane, *Richardia* spp., spanishneedles, wild pea bean, *Amaranthus* spp., Florida paintbrush, foxtail, junglerice, and swollen fingergrass.

1 Apply 5-10 lbs. A before weeds or sugarcane emerge. A second and third application at 2.5-5 lbs. A may be made, as needed, to emerged weeds prior to close-in.

2 Apply 2.5-5 lbs. of Evik 80W plus 2.5-5 lbs. of Karmex 80W before sugarcane and weeds emerge.

A second application at 2.5-5 lbs. of Evik 80W plus 2.5-5 lbs. of Karmex 80W may be made, as needed, postemergence to sugarcane and weeds. A third application at 2.5-3 lbs. of Evik 80W plus 2.5-3 lbs. of Karmex 80W may be applied prior to close-in.

For best results when Karmex 80W is used on emerged weeds, add a nonionic surfactant to the spray at the rate of 1-2 qts. per 100 gals. and apply as a directed spray.

Note: Use the minimum preemergence rates on nonirrigated sugarcane (high rainfall areas), on land first cropped to sugarcane, and for light weed infestations.

Precautions: (1) Sugarcane growing in areas of exposed subsoil, in rocky areas, or in soils of low adsorptive capacity may show temporary chlorosis following treatment. (2) Injury to sugarcane may occur when under moisture stress. (3) Certain sugarcane varieties may show a temporary chlorosis or stunting as a result of over-the-top application.



Louisiana: Use directions below for control of these weeds:

Weed height	Weeds controlled
Up to 3 inches	* itchgrass (raoulgrass)
Up to 4 inches	barnyardgrass, crabgrass, fall panicum, foxtail, goosegrass, Texas panicum
Up to 5 inches	annual sowthistle, common chickweed, henbit, paleseed plantain, swinecress
Up to 6 inches	<i>Bracharia</i> spp., browntop panicum, cocklebur, Florida pusley, common lambsquarters, morningglory, pigweed, ragweed, smartweed, velvetleaf, wild mustard

* Controls emerged itchgrass. May not control itchgrass germinating after treatment.

Broadcast or band by ground equipment over the top of plant or ratoon sugarcane 2.5 lbs. of Evik 80W plus 0.5 lb. acid equivalent of 2,4-D amine plus 1 qt. of crop oil concentrate, such as Agri-Dex, Amoco, or Unico (or 1 pt. of nonionic surfactant, such as duPont WK X-77, or LOC) in a minimum of 20 gals. of water A.

Follow with one or two repeat over-the-top or directed applications, as needed, using 3 lbs. of Evik 80W plus 0.5 lb. of 2,4-D amine plus 1 qt. of crop oil concentrate (or 1 pt. of nonionic surfactant) in a minimum of 20 gals. of water/A. To avoid injury, do not apply over the top of sugarcane after April 10 or after sugarcane exceeds 20 inches in height. If needed, follow with one or two additional applications directed to the base of sugarcane (using same rates as in second or third application) before close-in. Observe all precautions and limitations on labeling of all products used in mixtures.

Precaution: Temporary yellowing of sugarcane leaves may follow over-the-top applications.

Puerto Rico: Use one of the following methods for control of *Amaranthus* spp., crabgrass, dallisgrass, foxtail, goosegrass (*Eleusine indica*), itchgrass (raoulgrass), junglerice, milkweed, morningglory, *Panicum* spp., pigweed, purpletop, purslane, *Richardia* spp., spanishneedles, sandbur, and sowthistle in plant and/or ratoon sugarcane as specified.

- Plant or Ratoon Sugarcane:** Apply 5-10 lbs. of Evik 80W/A before sugarcane or weeds emerge. Apply one or two additional applications, as needed, at 2.5-5 lbs. A before close-in, directed to the base of sugarcane.
- Plant Sugarcane:** Apply 5 lbs. /A before sugarcane emerges and before weeds exceed 5 inches in height. A second application at 4 lbs. /A may be made, as needed, over-the-top of sugarcane after the sugarcane and weeds emerge but prior to close-in.
- Ratoon Sugarcane:** Apply 4 lbs. /A interline or over-the-top of sugarcane and weeds prior to close-in.
In plant or ratoon sugarcane, add 1 pt. of a nonionic surfactant to the spray volume to be applied A where weeds have emerged at application. Treat before weeds exceed 5 inches in height.

Precautions: (1) Sugarcane growing in areas of exposed subsoil in rocky areas or during time of water stress may show a temporary chlorosis. (2) Do not apply Evik 80W in combination with other herbicides when making over-the-top applications. (3) Temporary chlorosis or stunting may occur after over-the-top applications.

Texas: Use directions below for control of these weeds:

Weed height	Weeds controlled
Up to 2 inches	fall panicum, Texas panicum
Up to 4 inches	barnyardgrass, <i>Bracharia</i> spp., cocklebur, Florida pusley, common lambsquarters, morningglory, ragweed, smartweed, velvetleaf, wild mustard
Up to 6 inches	pigweed, sunflower

Broadcast 1.5-2.5 lbs. /A preemergence or postemergence to sugarcane or weeds. Add a nonionic surfactant at the rate of 2 qts. 100 gals. of spray mixture.

Follow with one or two repeat applications, as needed. Make the final application before close-in. Use the higher rates of Evik 80W for heavier weed infestations.

Precaution: Temporary yellowing of sugarcane leaves may follow over-the-top applications.

Potato Vine Desiccant

To kill potato vines and weed growth, apply Evik 80W 10-14 days before harvest at the rates in the following table. Apply in a minimum of 100 gals. of water A. Thorough coverage must be obtained in order to achieve a satisfactory kill. Complete vine kill is normally obtained in 10-14 days in the Southeast and in 14-17 days elsewhere. Vine kill may be delayed by unseasonably cold weather.

Note: Do not graze livestock on treated areas.

Area	Rate Evik 80W per acre
Florida	1.25-2.5 lbs.
Southeast (NC, TN, and south except FL)	1.25-2.5 lbs. or 1 lb. plus 2 gals. nonphytotoxic oil
Northeast (VA, KY, and north), Midwest, North Central, CO, and WY	2.5-3 lbs.

Noncrop Land

Evik 80W provides weed control on industrial sites, railroad rights-of-way, around highway guard rails, lumberyards, petroleum tank farms, utility substations and airport runways. Use only where control of all vegetation is desired. Do not use near adjacent desirable trees, shrubs or plants, or in greenhouses, as injury may occur.

Evik 80W controls barnyardgrass, crabgrass, fall panicum, foxtails (giant, green, yellow), goosegrass, nutsedge, shattercane, signalgrass (*Bracharia* spp.), Texas panicum (Texas millet), cocklebur, Florida pusley, lambsquarters, morningglory, wild mustard, pigweed, ragweed, smartweed, and velvetleaf.

Apply to emerged actively growing weeds at the rates recommended in the rate chart. Rates of Application for Corn on this label. Apply in at least 20 gals. of water A and add a surfactant such as X-77, duPont WK, or Tronic at the rate of 2 qts. 100 gals. of spray mixture (0.5% of spray volume). Cover weeds thoroughly with spray for good control.

Do not plant desirable plants in treated areas for one year.

Storage and Disposal

Store in a cool, dry place. Do not contaminate water, food, or feed by storage or disposal. Improper disposal of unused pesticide, spray mixture, or rinse water is a violation of federal law. If these wastes cannot be used according to label instructions, contact your State Pesticide or Environmental Control Agency, or the Hazardous Waste representative at the nearest EPA Regional Office for guidance in proper disposal methods.

Completely empty bag into application equipment. Dispose of empty bag and box in a sanitary landfill or by incineration, or if allowed by state and local authorities, by burning. Stay out of smoke from burning containers.

For minor spills, leaks, etc., follow all precautions indicated on this label and clean up immediately. Take special care to avoid contamination of equipment and facilities during cleanup procedures and disposal of wastes. In the event of a major spill, fire or other emergency, call (919) 292-7100 day or night.

Precautionary Statements

Hazards to Humans and Domestic Animals

CAUTION

Harmful if swallowed, inhaled, or absorbed through the skin. Causes eye irritation. Avoid contact with skin, eyes, or clothing. Avoid breathing vapors, dust, or spray mist. Remove contaminated clothing and wash before reuse. Wash thoroughly with soap and water after handling.

First Aid: If swallowed, contact your local poison control center, hospital, or physician. If the patient is unconscious, maintain breathing and heartbeat (cardio-pulmonary resuscitation). If the patient is conscious and alert, induce vomiting (syrup of ipecac or stimulate the back of the throat with a finger). Never give anything by mouth to an unconscious person.

If inhaled, move to clean air. If in eyes, flush with plenty of water. If on skin, wash with plenty of soap and water. If irritation persists, seek medical attention.

Note to Physician: If ingested, there is no specific antidote. Induce emesis or lavage stomach. Give saline laxative and supportive therapy.

Environmental Hazards

Do not apply directly to any body of water. Do not contaminate water by cleaning of equipment or disposal of wastes.

Evik® trademark of CIBA-GEIGY for ametryn.

Karmex® trademark of E. I. duPont de Nemours and Co. for duron.

X-77® trademark of KALO Laboratories, Inc.

© 1987 CIBA-GEIGY Corporation

Agricultural Division
CIBA-GEIGY Corporation
Greensboro, North Carolina 27419
CGA 15L50 097



OCT 22 1987