

RESTRICTED USE PESTICIDE
DUE TO AVIAN AND AQUATIC TOXICITY
 FOR RETAIL SALE TO AND USE BY CERTIFIED APPLICATORS OR PERSONS UNDER THEIR DIRECT SUPERVISION AND ONLY FOR THOSE USES COVERED BY THE CERTIFIED APPLICATOR'S CERTIFICATION.

CIBA-GEIGY
D·z·n[®]

ACCEPTED
 MAY - 5 1993
 Under the Federal Insecticide, Fungicide, and Rodenticide Act, as amended, for the pesticide registered under EPA Reg. No. 100-461

diazinon AG500

INSECTICIDE

For control of certain insects on fruits, nuts, vegetables, field crops, lawns, and ornamentals

This product must not be used on golf courses and sod farms.

Active ingredient: O,O-Diethyl O-(2-isopropyl-6-methyl-4-pyrimidinyl) phosphorothioate	48.0%
Inert ingredients*	52.0%
Total:	100.0%

* Contains xylene range aromatic solvent.
 D-2-n diazinon AG500 contains 4 lbs. diazinon per gal.
 EPA Reg. No. 100-461 EPA Est. 100-AL-1

KEEP OUT OF REACH OF CHILDREN. CAUTION

See additional precautionary statements and directions for use inside booklet. CGA 1L120E 092

2 1/2 Gallons
 U. S. Standard Measure

BEST AVAILABLE COPY

DIRECTIONS FOR USE AND CONDITIONS OF SALE AND WARRANTY

IMPORTANT: Read the entire Directions for Use and the Conditions of Sale and Warranty before using this product. If terms are not acceptable, return the unopened product container at once.

Conditions of Sale and Warranty

The Directions for Use of this product reflect the opinion of experts based on field use and tests. The directions are believed to be reliable and should be followed carefully. However, it is impossible to eliminate all risks inherently associated with use of this product. Crop injury, ineffectiveness, or other unintended consequences may result because of such factors as weather conditions, presence of other materials, or the manner of use or application all of which are beyond the control of CIBA-GEIGY or the Seller. All such risks shall be assumed by the Buyer.

CIBA-GEIGY warrants that this product conforms to the chemical description on the label and is reasonably fit for the purposes referred to in the Directions for Use subject to the inherent risks referred to above. CIBA-GEIGY makes no other express or implied warranty of Fitness or Merchantability or any other express or implied warranty. In no case shall CIBA-GEIGY or the Seller be liable for consequential, special, or indirect damages resulting from the use or handling of this product. CIBA-GEIGY and the Seller offer this product, and the Buyer and user accept it, subject to the foregoing Conditions of Sale and Warranty, which may be varied only by agreement in writing signed by a duly authorized representative of CIBA-GEIGY.

DIRECTIONS FOR USE

It is a violation of federal law to use this product in a manner inconsistent with its labeling.

FAILURE TO FOLLOW THE DIRECTIONS FOR USE AND PRECAUTIONS ON THIS LABEL MAY RESULT IN POOR INSECT CONTROL, CROP INJURY, OR ILLEGAL RESIDUES.

General Information

D-z-n diazinon AG500 is an emulsifiable solution which, when diluted with water according to the directions, is intended for the control of insect pests of agricultural crops and other plants. Do not use on food crops grown in greenhouses. Do not use in barns or dwellings. Do not use on livestock.

In the directions for use which follow, best control is obtained when application is made at first sign of pests. Application should be repeated only as directed to maintain control.

To avoid spray drift, do not apply under windy conditions. Avoid spray overlap, since crop or plant injury may result.

Work Safety Rules

REPEATED EXPOSURES TO CHOLINESTERASE INHIBITORS SUCH AS ARE CONTAINED IN THIS PRODUCT MAY, WITHOUT WARNING, CAUSE PROLONGED SUSCEPTIBILITY TO VERY SMALL DOSES OF ANY CHOLINESTERASE INHIBITOR.

When handling D-z-n diazinon AG500, do not rub eyes or mouth with hands. If you feel sick in any way, STOP work and get help right away. See Practical Treatment section of this label. When handling this product, wear the personal protective equipment listed in the following section.

PERSONAL PROTECTIVE EQUIPMENT

Long-sleeved shirt, long-legged pants, shoes and socks, and chemical-resistant gloves.

Do not apply this product in a way that will contact unprotected workers, either directly or through drift. Only protected handlers may be in the area during application.

Reentry Statement

Twenty-four hours must elapse between the time of application to vegetables, fruits, nuts and field crops and the time a worker enters or is allowed to enter the treated area, unless the person entering the treated area is wearing the personal protective equipment listed above. For lawns, ornamentals, or noncrop areas, do not enter or allow entry into treated areas without personal protective equipment until sprays have dried.

Because certain states may require more restrictive reentry intervals for various crops treated with this product, consult your State Department of Agriculture for further information (See Note below.)

In vegetables, fruit trees, or field crops, written or oral warnings must be given to workers who are expected to be in a treated area or in an area about to be treated with this product. Oral warnings must inform workers of areas or fields that may not be entered without specific personal protective equipment for 24 hours after application, and appropriate actions to take in case of accidental exposure, as described under Statement of Practical Treatment in the Precautionary Statements on this label. When oral warnings are given, warnings shall be given in a language customarily understood by workers. Oral warnings must be given if there is reason to believe that written warnings cannot be understood by workers. Written warnings must include the following information: **WARNING.** Area treated with D-z-n diazinon AG500 on (date of application). Do not enter without appropriate personal protective equipment for 24 hours after application. In case of accidental exposure, flush eyes or skin with plenty of water. Call physician if irritation persists. Remove and wash contaminated clothing before reuse.

Note: The California Department of Agriculture has set a 5-day reentry period for diazinon on grapes, peaches, and nectarines. Five days should elapse between the time of application and the time a worker may enter the field to engage in any activity requiring substantial contact with treated foliage. When a mixture of two or more organophosphate pesticides are applied in combination, the interval should be prolonged by adding to the largest applicable interval an additional 50% of that interval.

CHEMIGATION**APPLICATION THROUGH AN IRRIGATION SYSTEM (CHEMIGATION) — CRANBERRIES ONLY**

D-z-n diazinon AG500 may be applied alone or in combination with other pesticides registered for application through sprinkler irrigation systems to cranberries. To insure compatibility, pour the products into a small container of water in the correct proportions. After thorough mixing, let stand for five minutes. If the combination remains mixed, or can be remixed readily, the mixture is compatible.

Do not apply this product through any type of irrigation system to other crops. For chemigation, apply this product to cranberries only through sprinkler irrigation systems. Do not apply this product to cranberries through any other type of irrigation system.

Crop injury, lack of effectiveness, or illegal pesticide residues in the crop can result from non-uniform distribution of treated water. If you have questions about calibration, you should contact State Extension Service specialists, equipment manufacturers or other experts.

Do not connect the irrigation system used for pesticide application to a public water system unless the pesticide label-prescribed safety devices for public water systems are in place. A person knowledgeable of the chemigation system and responsible for its operation, or under the supervision of the responsible person, shall shut the system down and make necessary adjustments, if the need arises.

Chemigation System Connected to Public Water Systems

1. Public water system means a system for the provision to the public of piped water for human consumption if such system has at least 15 service connections or regularly serves an average of at least 25 individuals daily at least 60 days out of the year.
2. Chemigation systems connected to public water systems must contain a functional, reduced-pressure zone, backflow preventer (RPZ) or the functional equivalent in the water supply line upstream from the point of pesticide introduction. As an option to the RPZ, the water from the public water system should be discharged into a reservoir tank prior to pesticide introduction. There shall be a complete physical break (air gap) between the outlet end of the fill pipe and the top or overflow rim of the reservoir tank of at least twice the inside diameter of the fill pipe.

Sprinkler Chemigation

1. The system must contain a functional check valve, a vacuum relief valve, and low pressure drain appropriately located on the irrigation pipeline to prevent water source contamination from backflow.
2. The pesticide injection pipeline must contain a functional, automatic, quick-closing check valve to prevent the flow of fluid back toward the injection pump.
3. The pesticide injection pipeline must also contain a functional, normally closed, solenoid-operated valve located on the intake side of the injection pump and connected to the system interlock to prevent fluid from being withdrawn from the supply tank when the irrigation system is either automatically or manually shut down.
4. The system must contain functional interlocking controls to automatically shut off the pesticide injection pump when the water pump motor stops.

BEST AVAILABLE COPY

5. The irrigation line or water pump must include a functional pressure switch which will stop the water pump motor when the water pressure decreases to the point where pesticide distribution is adversely affected.
6. Systems must use a metering pump, such as a positive displacement injection pump (e.g., diaphragm pump) effectively designed and constructed of materials that are compatible with pesticides and capable of being fitted with a system interlock.
7. Do not apply when wind speed favors drift beyond the area intended for treatment.

Operating Instructions

1. Determine the acreage to be treated by the sprinkler system.
2. Measure the appropriate amount of D-z-n diazinon AG500 needed to treat the acreage to be treated. Refer to the specific directions for use for cranberries for the application rate and the amount of water per acre.
3. Add the pre-measured D-z-n diazinon AG500 to the chemigation system supply tank and dilute with water if needed. Proper agitation is needed if D-z-n diazinon AG500 is tank mixed with other pesticides registered for sprinkler chemigation application to cranberries.
4. Start the irrigation system and bring the system up to full pressure, making certain that all sprinkler heads are functioning properly.
5. Engage the chemigation injection or venturi system to add the diazinon to the irrigation lines.
6. Continue to run irrigation system for a few minutes after supply tank is empty to allow material in the irrigation lines to reach the sprinkler heads furthest from the chemigation injection point.

Fruit and Nut Crops

D-z-n diazinon AG500 may be applied using ground or aerial application equipment as specified in the following table. This table indicates the minimum amount of water that can be used for the various methods of application. The rate of D-z-n diazinon AG500 for aerial spray or concentrated spray applied to fruit trees by ground equipment is based on a dilute full cover spray applied with conventional ground equipment at a rate of 300-400 gals. of water per acre. The specific amount of product to be used appears under the separate directions for use for each crop. If the Rate calls for 1 pt. of D-z-n diazinon AG500 in 100 gals. of water, this amounts to 3-4 pts. of product per acre when applied at the usual dilute ground spray volumes of 300-400 gals. of water per acre. In no case should the amount of product used per acre exceed the maximum amount per acre per application that is specified in the Timing/Special Directions for individual crops.

Crop	Aerial Application Minimum Gals./Acre	Ground Application Minimum Gals./Acre	
		Dilute	Concentrate
Almonds*	20	100	20
Apricots	20	100	20
Blackberries**	20	100	20
Boysenberries**	20	100	20
Cherries	20	100	20
Cranberries	20	15	—
Dewberries**	20	100	20
Grapes	20	100	20
Loganberries**	20	100	20
Nectarines	20	100	20
Peaches	20	100	20
Plums	20	100	20
Prunes	20	100	20
Raspberries**	20	100	20
Strawberries	20	100	20
Walnuts*	20	100	20

*CA only.

**CA, OR, or WA only.

Observe stated time intervals between last application and harvest, as well as intervals between applications and total amount of product that can be applied per season.

Crop	PHI*
Almonds	**
Apricots	21
Blackberries	7
Boysenberries	7
Cherries	21
Cranberries	7
Dewberries	7
Grapes	28
Loganberries	7
Nectarines	21
Peaches	21
Plums, Prunes	21

D·z·n® diazinon AG500

4 3 19

Crop	PHI*
Raspberries	7
Strawberries	5
Walnuts	45

* PHI = Pre-Harvest Interval or the number of days between the last application and harvest; may vary based on use pattern selected. See specific directions for use on grapes.

** = Dormant spray only.

Note: To protect bees, do not apply this product to fruit trees when trees or substantial numbers of weeds in the orchard are in bloom.

Crop	Pest	Rate	Timing/Special Directions
Almonds (CA only)	San Jose Scale, Parlatoria Scale	1-1 1/2 pts. + 2-3 gals. dormant oil or 1-1 1/2 gals. superior type oil in 100 gals. of water	Apply as a dormant spray. Do not apply more than 6 pts. of diazinon or 8 gals. of oil per acre.
Apricots	Aphids, Brown Mites (Clover Mites), Two-spotted Spider Mites, Olive Scale Crawlers, San Jose Scale Crawlers	1 pt. in 100 gals. of water	Apply as infestations occur. Repeat application after 14 days if necessary.
	Olive Scale Crawlers	1/2 pt. + 1 1/2 gals. of light medium horticultural oil per 100 gals. of water	Apply when scale crawlers are present.
	Apricot Mealybugs	1 pt. per 100 gals. of water	Apply as a cover spray from petal fall to June. Allow 14 days between applications.

Notes: (1) Do not apply more than 4 pts. of product per acre per application and no more than 12 pts. of product per acre per season. (2) To avoid illegal residues, allow a minimum of 21 days between the last application and harvest.

Caneberries (CA, OR and WA only) (Blackberries, Boysenberries, Dewberries, Loganberries, Raspberries)	Leafhoppers, Thrips, Aphids, Two-spotted Spider Mites, Raspberry Fruitworms, Raspberry Sawflies	1 qt. per acre	Apply as insects occur. Repeat application after 14 days if necessary. Do not make more than 5 applications per season. Do not apply within 7 days of harvest or illegal residues may occur. Apply in a minimum of 100 gals. of water per acre (200 gals. per acre maximum). For Raspberry Fruitworms make one application when blossom buds separate. Make a second application immediately before blossoms open.
	Dryberry Mites	1-2 qts. per acre	Apply as a dormant spray in the early Spring when canes are still on the ground and buds are closed. Make a second application when buds are well developed but still closed. Apply in a minimum of 100 gals. of water per acre. Do not apply within 7 days of harvest or illegal residues may occur.
	Raspberry Crown Borers (Raspberry Root Borers)	2 qts. per acre	Apply a single application in a minimum of 100 gals. of water per acre as a drench to the crown and lower canes in the Spring before buds break.
Cherries	Eyespotted Bud Moths, Fruit Tree Leafrollers	1 pt. in 100 gals. of water	Apply in cover sprays as infestations occur beginning at petal fall. Repeat application after 7 days if necessary.
	Leafhoppers	1 pt. in 100 gals. of water	Make 3-4 applications beginning at petal fall and continuing through the growing season as infestations occur. Allow 7 days between applications.
	Cherry Fruitflies	1/2-1 pt. in 100 gals. of water	Make 3-4 applications beginning when adult flies begin to emerge and repeating at 10 day intervals.
	Black Cherry Aphids	1 pt. in 100 gals. of water	Apply as a cover spray when aphids appear. Repeat application after 10 days if necessary.
	San Jose Scale Crawlers	1 pt. in 100 gals. of water	Apply during the pre-pink stage or when crawlers first appear.
	Cherry Rust Mites	1/2-1 pt. in 100 gals. of water	Apply to trees as a single supplemental spray after harvest.

Notes: (1) Do not make more than 3 applications per season. (2) Do not apply more than 4 pts. of product per acre per application and no more than 12 pts. of product per acre per season. (3) Allow a minimum of 21 days between the last application and harvest.

BEST AVAILABLE COPY

Crop	Pest	Rate	Timing/Special Directions
Cranberries	Blackheaded Fireworms (<i>Rhopobota neseana</i>)	2 qts. in a minimum of 15 gals. of water per acre for ground application and up to 400 gals. of water per acre for chemigation.	Apply when pest appears. Repeat application after 14 days if necessary. A maximum of 6 applications per season is permitted. Do not apply within 7 days of harvest or illegal residues may occur.
	Cranberry Fruitworms	3 qts. in a minimum of 15 gals. of water per acre for ground application and up to 400 gals. of water per acre for chemigation.	Apply when pest appears. Repeat application after 14 days if necessary. A maximum of 4 applications per season is permitted. Do not apply within 7 days of harvest or illegal residues may occur.

Note: This product may be applied to cranberries through sprinkler irrigation. Refer to the Chemigation section for specific chemigation directions for use.

Grapes	Pacific Spider Mites, Leafhoppers, Grape Berry Moths, Grape Leafrollers, Omnivorous Leafrollers, Aphids, Spider Mites	1-2 pts. per acre in a minimum of 100 gals. of water	Apply as pest occurs as a thorough cover spray. Repeat application after 7 days if necessary.
	<i>Drosophila</i> spp.	6 fl. oz. per acre in a minimum of 100 gals. of water (300 gals. of water maximum)	Apply as pest occurs as a thorough cover spray. Repeat application after 7 days, if necessary.

Notes: (1) Do not apply more than 2 pts. of product per acre per application and no more than 10 pts. per acre per season. (2) To avoid illegal residues, allow 28 days between the last application and harvest.

Nectarines	Oriental Fruit Moths	1 pt. in 100 gals. of water	Apply at 100% petal fall. Make 2 additional applications at 10-15 day intervals. Time the last application to peak adult flight.
	Aphids, Brown Mites (Clover Mites), Two-spotted Spider Mites, Olive Scale Crawlers, San Jose Scale Crawlers, Peach Twig Borers	1 pt. in 100 gals. of water	Apply as infestations occur. Repeat application after 14 days if necessary.

Notes: (1) Do not apply more than 4 pts. of product per acre per application and no more than 12 pts. per acre per season. (2) Allow a minimum of 21 days between the last application and harvest.

Peaches	Aphids, Brown Mites (Clover Mites), Two-spotted Spider Mites, Olive Scale Crawlers, San Jose Scale Crawlers	1 pt. in 100 gals. of water	Apply as infestations occur. Repeat application after 14 days if necessary.
	Oriental Fruit Moths	1 pt. in 100 gals. of water	Apply at 100% petal fall. Make 2 additional applications at 10-15 day intervals. Time the last application to peak adult flight.
	Peach Twig Borers	1 pt. in 100 gals. of water	Apply as insects occur in May and June. Allow 7 days between applications.
	Leafhoppers	1 pt. in 100 gals. of water	Make 3-4 applications beginning at petal fall and continuing through the growing season. Allow at least 7 days between applications.
	White Peach Scale	1½-2 pts. in 100 gals. of water	Apply post-harvest timed to coincide with peak crawler and immature scale activity. Under conditions of heavy infestation 2 applications (7 days apart) may be needed. Do not apply before fruit is harvested.

Notes: (1) Do not apply more than 4 pts. of product per acre per application and no more than 12 pts. of product per acre per season. (2) Allow a minimum of 21 days between the last application and harvest.

Plums	Brown Mites (Clover Mites), European Red Mites	1 pt. in 100 gals. of water	Apply as needed every 7 days.
	Leucur Plum Aphids, Mealy Plum Aphids, Thistle Aphids	½-1 pt. in 100 gals. of water	

Notes: (1) Do not apply more than 4 pts. of product per acre per application and no more than 12 pts. of product per acre per season. (2) Allow a minimum of 21 days between the last application and harvest.

D-z-n[®] diazinon AG500

0 8 17

Crop	Pest	Rate	Timing/Special Directions
Prunes	Brown Mites (Clover Mites), European Red Mites	1 pt. in 100 gals. of water	Apply as needed every 7 days.
	Leafcutter Plum Aphids, Mealy Plum Aphids, Thistle Aphids	½-1 pt. in 100 gals. of water	

Notes: (1) Do not apply more than 4 pts. of product per acre per application and no more than 12 pts. of product per acre per season. (2) Allow a minimum of 21 days between the last application and harvest.

Strawberries	Aphids, Two-spotted Spider Mites	1 pt. in 100 gals. of water per acre	Apply as pests occur. Repeat application if necessary every 7 days, but do not make more than 3 applications per season. Do not apply within 5 days of harvest or illegal residues may occur.
	Cyclamen Mites	1 qt. in 100 gals. of water per acre	Direct spray to the plant crowns. Plants should be sufficiently agitated to assure thorough coverage of the foliage. Repeat application after 7 days if necessary. Do not make more than 3 foliar applications per season. Do not apply within 5 days of harvest or illegal residues may occur. Application may be made to plants after harvest.
	Mole Crickets	1 qt. per acre	Broadcast in sufficient water to obtain even coverage when insects are present. Apply 1-2 days before transplanting and immediately incorporate into the top 1-2 inches of soil.
	Strawberry Leafrollers	¾-1 pt. in 100 gals. of water	Apply 200 gals. of spray per acre when blossoms show color. Do not apply within 5 days of harvest or illegal residues may occur.
Walnuts (CA only)	Aphids, Spider Mites	1 qt. per acre	Apply as a foliar spray. Repeat application in 14 days if necessary. Do not make more than 3 applications per season. Do not apply within 45 days of harvest or after husks open or illegal residues may occur. Make ground applications in a minimum of 100 gals. of water per acre.
	Codling Moths, Scale Crawlers, Walnut Caterpillars	3 qts. per acre	

Vegetable Crops

For foliar or soil applications, D-z-n diazinon AG500 should always be applied as a spray in sufficient water to assure thorough coverage of the foliage or soil. D-z-n diazinon AG500 may be applied using ground or aerial application equipment as specified in the following table. This table indicates the minimum amount of water that can be used for the various methods of application. The specific amount of product to be used appears under the separate directions for use for each crop.

Crop	Ground Application		Aerial Application Minimum Gals./Acre
	Minimum Gals./Acre	OR Minimum Gals./1,000 Sq. Ft.	
Beans (Lima, Pole, and Snap) (succulent only)	10	2	5
Beets, Red (Table)	10	2	5
Broccoli	10	2	5
Brussels Sprouts	10	2	5
Cabbage	10	2	5
Cantaloupes	5	1	5
Carrots	10	2	5
Casabas	5	1	5
Cauliflower	10	2	5
Chinese Broccoli	10	2	5
Chinese Cabbage	10	2	5
Chinese Mustard	10	2	5
Chinese Radish (CA, FL only)	10	2	5
Collards	10	2	5
Crenshaw	5	1	5
Cucumbers	5	1	5
Endive (Escarole)	10	2	5
Ginseng	10	2	5
Honeydew Melons	5	1	5
Kale	10	2	5
Lettuce, Head	10	2	5
Lettuce, Leaf	10	2	5
Muskmelons	5	1	5

BEST AVAILABLE COPY

Crop	Ground Application		Aerial Application Minimum Gals./Acre
	Minimum Gals./Acre	OR Minimum Gals./1,000 Sq. Ft.	
Mustard	10	2	5
Onions (Bulb and Green)	10	2	5
Parsley	10	2	5
Paranips	10	2	5
Peas (succulent only)	10	2	5
Peppers	10	2	5
Persian Melons	5	1	5
* Potatoes (Irish)	10	2	5
Radishes	10	2	5
Spinach	10	2	5
Squash, Summer	5	1	5
Squash, Winter	5	1	5
Sweet Corn	20	4	5
Sweet Potatoes	10	2	5
Swiss Chard	10	2	5
Tomatoes	10	2	5
Turnips	10	2	5
Watermelons	5	1	5

* Do not use on commercially grown potatoes which will be hand-harvested.

Observe stated time intervals between last application and harvest as well as intervals between and maximum numbers of applications per season. Do not apply to food crops grown in greenhouses.

Pre-Harvest Intervals (PHI *) for Foliar Applications

Crop	PHI * (Days)
Beans (Lima, Pole, and Snap)	7
Beets, Red (Table)	14
Broccoli	7
Brussels Sprouts	7
Cabbage	21
Cantaloupes	3
Carrots	14
Casabes	3
Cauliflower	7
Chinese Broccoli	10
Chinese Cabbage	10
Chinese Mustard	10
Chinese Radish	10
Collards	10
Crenshaws	3
Cucumbers	7
Endive (Escarole)	14
Ginseng	30
Honeydew Melons	3
Kale	10
Lettuce	14
Muskmelons	3
Mustard	10
Onions (Bulb and Green)	14
Paranips	14
Peas	7
Peppers	5
Persian Melons	3
Potatoes (Irish)	35
Radishes	14
Spinach	14
Squash, Summer	7

BEST AVAILABLE COPY

Pre-Harvest Intervals (PHI*) for Foliar Applications (continued)

Crop	PHI* (Days)
Squash, Winter	3
Sweet Corn	7
Swiss Chard	14
Tomatoes	1
Turnips, Roots and Tops	14
Watermelons	3

*PHI = Pre-Harvest Interval or the number of days between the last application and harvest.

Notes: (1) Soil Incorporation: Following application of this product to control vegetable soil insects, immediately incorporate the product into the soil to the recommended depth (see Timing/Special Directions) using a rotary hoe, cultivator, disk, harrow, or other suitable means. For control of surface cutworms, incorporate 2-3 inches, for subterranean cutworms incorporate 3-6 inches. (2) To Protect Bees: Foliar applications of this product should not be made to peas or beans if these crops or weeds in the treatment area are in bloom, or to corn during the pollen shed period.

Crop	Pest	Rate	Timing/Special Directions
Beans (Lima, Pole, and Snap) (succulent only)	Cutworms	2-4 qts. per acre	Broadcast just before planting and immediately incorporate into the soil. (See Soil Incorporation Note.)
	Wireworms	3-4 qts. per acre	Broadcast just before planting and immediately incorporate into the top 4-6 inches of soil.
	Black Bean Aphids, Mexican Bean Beetles, Dipterous Leafminers	1-1½ pts. per acre	Apply as insects occur. Repeat application, as necessary, every 5 days. Do not make more than 3 applications per season. Do not apply within 7 days of harvest or illegal residues may occur.
	Cucumber Beetles	¾ pt. per acre	Bean forage or bean hay may be fed to dairy and beef cattle and sheep. Wait 4 days following treatment if forage is to be cut for hay. Make cucumber beetle application in 100 gals. of water per acre. Notes: (1) Diazinon will not control organophosphate-resistant leafminers. (2) To protect bees, do not apply foliarly if the crop or weeds in the treatment area are in bloom.
Beans, Lima (succulent only)	Leafhoppers, Spider Mites	1 pt. per acre	Apply as pests occur. Repeat application, as necessary, every 5 days. Do not make more than 3 applications per season. Do not apply within 7 days of harvest or illegal residues may occur. Bean forage or bean hay may be fed to dairy and beef cattle and sheep. Wait 4 days following treatment if forage is to be cut for hay. Note: To protect bees, do not apply foliarly if the crop or weeds in the treatment area are in bloom.
Beets, Red (Table)	Cutworms	2-4 qts. per acre	Broadcast just before planting and immediately incorporate into the soil. (See Soil Incorporation Note.)
	Mole Crickets	1 qt. per acre	Apply to plant beds or fields 1-2 days before sowing of seed or transplanting and immediately incorporate into the top 1-2 inches of soil.
	Wireworms	3-4 qts. per acre	Broadcast just before planting and immediately incorporate into the top 4-6 inches of soil.
	Dipterous Leafminers	½-1 pt. per acre	Apply as insects occur. Repeat application, as necessary, every 7 days. Do not make more than 5 applications per season. Do not apply within 14 days of harvest, or illegal residues may occur. Note: Diazinon will not control organophosphate-resistant leafminers.
Broccoli	Root Maggots	2-3 qts. per acre	Apply to plant beds or fields just before sowing of seed or transplanting and immediately incorporate into the top 3-4 inches of soil.
		4-6 oz. per 50 gals. of water	In transplant water as a drench application when 200-300 gals. of water are used per acre. Apply ½-1 cup (4 to 6 oz.) per plant by hand or by tractor mounted sprayer equipped with drop nozzles to direct spray to the base of the plant. Note: Transplant water treatments may result in stand reduction due to plant stress at time of transplanting.

D·z·n® diazinon AG500

9 of 19

Crop	Pest	Rate	Timing/Special Directions
Broccoli (continued)	Cutworms	2-4 qts. per acre	Broadcast just before planting and immediately incorporate into the soil. (See Soil Incorporation Note.)
	Mole Crickets	1 qt. per acre	Apply to plant beds or fields 1-2 days before sowing of seed or transplanting and immediately incorporate into the top 1-2 inches of soil.
	Wireworms	3-4 qts. per acre	Broadcast just before planting and immediately incorporate into the top 4-8 inches of soil.
	Aphids, Diamondback Moths, Imported Cabbageworms, Dipterous Leafminers	½-1 pt. per acre	Apply as insects occur. Repeat application, as necessary, every 7 days. Do not make more than 5 applications per season. Do not apply within 7 days of harvest or illegal residues may occur. Note: Diazinon will not control organophosphate-resistant leafminers.
Brussels Sprouts	Root Maggots	2-3 qts. per acre	Apply to plant beds or fields just before sowing of seed or transplanting and immediately incorporate into the top 3-4 inches of soil.
		4-8 oz. in 50 gals. of water	In transplant water as a drench application when 200-300 gals. of water are used per acre. Apply ½-1 cup (4 to 8 oz.) per plant by hand or by tractor-mounted sprayer equipped with drop nozzles to direct spray to the base of the plant. Note: Transplant water treatments may result in stand reduction due to plant stress at time of transplanting.
	Cutworms	2-4 qts. per acre	Broadcast just before planting and immediately incorporate into the soil. (See Soil Incorporation Note.)
	Mole Crickets	1 qt. per acre	Apply to plant beds or fields 1-2 days before sowing of seed or transplanting and immediately incorporate into the top 1-2 inches of soil.
	Wireworms	3-4 qts. per acre	Broadcast just before planting and immediately incorporate into the top 4-8 inches of soil.
	Aphids, Diamondback Moths, Imported Cabbageworms	½-1 pt. per acre	Apply as insects occur. Repeat application, as necessary, every 7 days. Do not make more than 5 applications per season. Do not apply within 7 days of harvest or illegal residues may occur.
Cabbage	Root Maggots	2-3 qts. per acre	Apply to plant beds or fields just before sowing of seed or transplanting and immediately incorporate into the top 3-4 inches of soil.
		4-8 oz. in 50 gals. of water	In transplant water as a drench application when 200-300 gals. of water are used per acre. Apply ½-1 cup (4 to 8 oz.) per plant by hand or by tractor-mounted sprayer equipped with drop nozzles to direct spray to the base of the plant. Note: Transplant water treatments may result in stand reduction due to plant stress at time of transplanting.
	Cutworms	2-4 qts. per acre	Broadcast just before planting and immediately incorporate into the soil. (See Soil Incorporation Note.)
	Mole Crickets	1 qt. per acre	Apply to plant beds or fields 1-2 days before sowing of seed or transplanting and immediately incorporate into the top 1-2 inches of soil.
	Wireworms	3-4 qts. per acre	Broadcast just before planting and immediately incorporate into the top 4-8 inches of soil.
	Aphids, Diamondback Moths, Imported Cabbageworms, Dipterous Leafminers	½-1 pt. per acre	Apply as insects occur. Repeat application, as necessary, every 7 days. Do not make more than 5 applications per season. Do not apply within 21 days of harvest, or illegal residues may occur. Note: Diazinon will not control organophosphate-resistant leafminers.

BEST AVAILABLE COPY

D·z·n® diazinon AG500

10 9 19


Crop	Pest	Rate	Timing/Special Directions
Carrots	Cutworms	2-4 qts. per acre	Broadcast just before planting and immediately incorporate into the soil. (See Soil Incorporation Note.)
	Mole Crickets	1 qt. per acre	Apply to plant beds or fields 1-2 days before sowing of seed or transplanting and immediately incorporate into the top 1-2 inches of soil.
	Wireworms	3-4 qts. per acre	Broadcast just before planting and immediately incorporate into the top 4-8 inches of soil.
	Aphids	1 pt. per acre	Apply as insects occur. Repeat application, as necessary, every 7 days. Do not make more than 5 applications per season. Do not apply within 14 days of harvest, or illegal residues may occur.
Cauliflower	Root Maggots	2-3 qts. per acre	Apply to plant beds or fields just before sowing of seed or transplanting and immediately incorporate into the top 3-4 inches of soil.
		4-8 oz. in 50 gals. of water	In transplant water as a drench application when 200-300 gals. of water are used per acre. Apply 1/2-1 cup (4 to 8 oz.) per plant by hand or by tractor-mounted sprayer equipped with drop nozzles to direct spray to the base of the plant. Note: Transplant water treatments may result in stand reduction due to plant stress at time of transplanting.
	Cutworms	2-4 qts. per acre	Broadcast just before planting and immediately incorporate into the soil. (See Soil Incorporation Note.)
	Mole Crickets	1 qt. per acre	Apply to plant beds or fields 1-2 days before sowing of seed or transplanting and immediately incorporate into the top 1-2 inches of soil.
	Wireworms	3-4 qts. per acre	Broadcast just before planting and immediately incorporate into the top 4-8 inches of soil.
	Aphids, Diamondback Moths, Imported Cabbageworms, Dipterous Leafminers	1/2-1 pt. per acre	Apply as insects occur. Repeat application, as necessary, up to 5 times, with a minimum of 7 days between applications. Do not apply within 5 days of harvest or illegal residues may occur. Note: Diazinon will not control organophosphate-resistant leafminers.
	Chinese Broccoli	Aphids, Diamondback Moths, Imported Cabbageworms, Dipterous Leafminers	1/2-1 pt. per acre
Chinese Cabbage (Bok Choy and Napa)	Aphids, Diamondback Moths, Imported Cabbageworms, Dipterous Leafminers	1/2-1 pt. per acre	Apply as insects occur. Repeat application, as necessary, every 7 days. Do not make more than 5 applications per season. Do not apply within 10 days of harvest or illegal residues may occur. Note: Diazinon will not control organophosphate-resistant leafminers.
Chinese Mustard (Gai Choy)	Aphids, Diamondback Moths, Imported Cabbageworms, Dipterous Leafminers	1/2-1 pt. per acre	Apply as insects occur. Repeat application, as necessary, every 7 days. Do not make more than 5 applications per season. Do not apply within 10 days of harvest or illegal residues may occur. Note: Diazinon will not control organophosphate-resistant leafminers.
Chinese Radish (Japanese Radish or Daikon) (FL and CA only)	Aphids, Diamondback Moths, Imported Cabbageworms, Dipterous Leafminers	1 pt. per acre	Mix in a minimum of 100 gals. of water per acre and apply as a foliar spray as pests occur. Repeat application as necessary, every 14 days. Do not make more than 3 applications per season. Do not apply within 10 days of harvest or illegal residues may occur. Note: Diazinon will not control organophosphate-resistant leafminers.

BEST AVAILABLE COPY

D-z-n® diazinon AG500

11 2 19


Crop	Pest	Rate	Timing/Special Directions
Collards	Cutworms	2-4 qts. per acre	Broadcast just before planting and immediately incorporate into the soil. (See Soil Incorporation Note.)
	Mole Crickets	1 qt. per acre	Apply to plant beds or fields 1-2 days before sowing of seed or transplanting and immediately incorporate into the top 1-2 inches of soil.
	Wireworms	3-4 qts. per acre	Broadcast just before planting and immediately incorporate into the top 4-8 inches of soil.
	Aphids, Diamondback Moths, Imported Cabbageworms, Harlequin bugs, Corn Earworms	½-1 pt. per acre	Apply as insects occur. Repeat application, as necessary, every 7 days. Do not make more than 5 applications per season. Do not apply within 10 days of harvest or illegal residues may occur.
Cucumbers	Cutworms	2-4 qts. per acre	Broadcast just before planting and immediately incorporate into the soil. (See Soil Incorporation Note.)
	Wireworms	3-4 qts. per acre	Broadcast just before planting and immediately incorporate into the top 4-8 inches of soil.
	Aphids, Serpentine Leafminers, Thrips, Striped Cucumber Beetles, Melonworms	1 pt. per acre	Apply as insects occur. Repeat application, as necessary, every 7 days. Do not make more than 5 applications per season. Do not apply within 7 days of harvest or illegal residues may occur. Note: Diazinon will not control organophosphate-resistant leafminers.
Endive (Escarole)	Cutworms	2-4 qts. per acre	Broadcast just before planting and immediately incorporate into the soil. (See Soil Incorporation Note.)
	Mole Crickets	1 qt. per acre	Apply to plant beds or fields 1-2 days before sowing of seed or transplanting and immediately incorporate into the top 1-2 inches of soil.
	Wireworms	3-4 qts. per acre	Broadcast just before planting and immediately incorporate into the top 4-8 inches of soil.
	Aphids, Dipterous Leafminers	½-1 pt. per acre	Apply as insects occur. Repeat application, as necessary, every 7 days. Do not make more than 5 applications per season. Do not apply within 14 days of harvest. Note: Diazinon will not control organophosphate-resistant leafminers.
Ginseng	Leafhoppers, Aphids, Lygus Bugs, Flea Beetles, Jumping Plant Lice	¾-1 pt. per acre	Spray when insects first appear. For heavy insect infestations, use 1 pt. per acre. Apply by ground equipment using 10 to 100 gals. of water per acre. Do not apply more than one application per growing season. Do not apply during flowering of three or four year old crops. Do not apply within 30 days of harvest. Do not graze treated areas or feed treated forage to livestock.
Kale	Cutworms	2-4 qts. per acre	Broadcast just before planting and immediately incorporate into the soil. (See Soil Incorporation Note.)
	Mole Crickets	1 qt. per acre	Apply to plant beds or fields 1-2 days before sowing of seed or transplanting and immediately incorporate into the top 1-2 inches of soil.
	Wireworms	3-4 qts. per acre	Broadcast just before planting and immediately incorporate into the top 4-8 inches of soil.
	Aphids, Diamondback Moths, Imported Cabbageworms, Harlequin bugs, Corn Earworms	½-1 pt. per acre	Apply as insects occur. Repeat application, as necessary, every 7 days. Do not make more than 5 applications per season. Do not apply within 14 days of harvest or illegal residues may occur.
Lettuce	Cutworms	2-4 qts. per acre	Broadcast just before planting and immediately incorporate into the soil. (See Soil Incorporation Note.)
	Mole Crickets	1 qt. per acre	Apply to plant beds or fields 1-2 days before sowing of seed or transplanting and immediately incorporate into the top 1-2 inches of soil.



D·z·n® diazinon AG500

12 8 19

Crop	Pest	Rate	Timing/Special Directions
Lettuce (continued)	Wireworms	3-4 qts. per acre	Broadcast just before planting and immediately incorporate into the top 4-8 inches of soil.
	Aphids, Dipterous Leafminers	½-1 pt. per acre	Apply as insects occur. Repeat application, as necessary, every 7 days. Do not make more than 5 applications per season. Do not apply within 14 days of harvest. Note: Diazinon will not control organophosphate-resistant leafminers.
Melons (Cantaloupe, Casabas, Crenshaws, Honeydews, Muskmelons, Parsons, and Hybrids of these) and Watermelons	Cutworms	2-4 qts. per acre	Broadcast just before planting and immediately incorporate into the soil. (See Soil Incorporation Note.)
	Wireworms	3-4 qts. per acre	Broadcast just before planting and immediately incorporate into the top 4-8 inches of soil.
	Aphids, Dipterous Leafminers, Thrips, Striped Cucumber Beetles, Melonworms, Leafhoppers, Spider Mites	½-1 ½ pts. per acre	Apply as insects occur. Repeat application, as necessary, every 7 days. Do not make more than 5 applications per season. Do not apply within 3 days of harvest or illegal residues may occur. Note: Diazinon will not control organophosphate-resistant leafminers.
Mustard	Cutworms	2-4 qts. per acre	Broadcast just before planting and immediately incorporate into the soil. (See Soil Incorporation Note.)
	Mole Crickets	1 qt. per acre	Apply to plant beds or fields 1-2 days before sowing of seed or transplanting and immediately incorporate into the top 1-2 inches of soil.
	Wireworms	3-4 qts. per acre	Broadcast just before planting and immediately incorporate into the top 4-8 inches of soil.
	Aphids, Dipterous Leafminers, Diamondback Moths, Imported Cabbageworms	½-1 pt. per acre	Apply as insects occur. Repeat application, as necessary, every 7 days. Do not make more than 5 applications per season. Do not apply within 10 days of harvest or illegal residues may occur. Note: Diazinon will not control organophosphate-resistant leafminers.
Onions (Bulb and Green)	Onion Maggots	2-4 qts. per acre	Broadcast just before planting and mix into the top 3-4 inches of soil. Note: Diazinon will not control organophosphate-resistant onion maggots.
	Onion Thrips	1 pt. per acre	Apply as thrips appear. Repeat application, as necessary, every 7 days. Do not make more than 3 applications per season. Do not apply within 14 days of harvest or illegal residues may occur.
	Wireworms	3-4 qts. per acre	Broadcast just before planting and immediately incorporate into the top 4-8 inches of soil.
Parsley	Cutworms	2-4 qts. per acre	Broadcast just before planting and immediately incorporate into the soil. (See Soil Incorporation Note.)
	Wireworms	3-4 qts. per acre	Broadcast just before planting and immediately incorporate into the top 4-8 inches of soil.
Parsnips	Aphids, Flea Beetles, Dipterous Leafminers	½-1 pt. per acre	Apply as insects occur. Repeat application, as necessary, every 7 days. Do not make more than 5 applications per season. Do not apply within 14 days of harvest or illegal residues may occur. Note: Diazinon will not control organophosphate-resistant leafminers.
Peas (succulent only)	Cutworms	2-4 qts. per acre	Broadcast just before planting and immediately incorporate into the soil. (See Soil Incorporation Note.)
	Wireworms	3-4 qts. per acre	Broadcast just before planting and immediately incorporate into the top 4-8 inches of soil.



DIAZINON AG500

Crop	Pest	Rate	Timing/Special Directions
Peas (succulent only) (continued)	Aphids, Dipterous Leafminers	¾-1 pt. per acre	Apply as insects occur. Repeat application, as necessary, every 5 days. Do not make more than 3 applications per season. To avoid illegal residues, allow a minimum of 7 days between the last application and harvest. Vines and hay may be fed to dairy and beef cattle and sheep. To avoid illegal residues, wait 7 days following treatment if forage is to be cut for hay. Note: (1) Diazinon will not control organophosphate-resistant leafminers. (2) To protect bees, do not apply foliarly if the crop or weeds in the treatment area are in bloom.
Peppers	Cutworms	2-4 qts. per acre	Broadcast just before planting and immediately incorporate into the soil. (See Soil Incorporation Note.)
	Mole Crickets	1 qt. per acre	Apply to plant beds or fields 1-2 days before sowing of seed or transplanting and immediately incorporate into the top 1-2 inches of soil.
	Wireworms	3-4 qts. per acre	Broadcast just before planting and immediately incorporate into the top 4-8 inches of soil.
	Aphids, Serpentine Leafminers	½-1 pt. per acre	Apply as insects appear. Repeat application, as necessary, every 7 days. Do not make more than 5 applications per season. Do not apply within 5 days of harvest or illegal residues may occur. Note: Diazinon will not control organophosphate-resistant leafminers.
Potatoes	Cutworms (Surface and Subterranean)	2-4 qts. per acre	Broadcast just before planting and immediately incorporate into the soil. (See Soil Incorporation Note.)
	Wireworms	3-4 qts. per acre	Broadcast just before planting and immediately incorporate into the top 4-8 inches of soil.
	Southern Potato Wireworms (Southeastern U.S.)	2-4 qts. per acre	For potatoes grown on mineral soils in the Southeast, apply before planting and immediately incorporate into the top 3-6 inches of soil depending on location of wireworms.
	Aphids, Flea Beetles, Colorado Potato Beetles, Dipterous Leafminers	½-¾ pt. per acre	Apply as insects occur. Repeat application, as necessary, every 7 days. Do not make more than 5 applications per season. Do not apply within 35 days of harvest or illegal residues may occur. Note: Diazinon will not control organophosphate-resistant leafminers.
	Banded Cucumber Beetles, Leafhoppers, Southern Armyworms	¾-1 pt. per acre	Apply as insects occur. Repeat application as necessary, every 7 days. Do not make more than 5 applications per season. Do not apply within 35 days of harvest or illegal residues may occur.

Note: Do not use on commercially grown potatoes which will be hand-harvested.

Radishes	Cutworms	2-4 qts. per acre	Broadcast just before planting and immediately incorporate into the soil. (See Soil Incorporation Note.)
	Mole Crickets	1 qt. per acre	Apply to plant beds or fields 1-2 days before sowing of seed or transplanting and immediately incorporate into the top 1-2 inches of soil.
	Wireworms	3-4 qts. per acre	Broadcast just before planting and immediately incorporate into the top 4-8 inches of soil.
	Aphids, Flea Beetles, Dipterous Leafminers	½-1 pt. per acre	Apply as insects occur. Repeat application, as necessary, every 7 days. Do not make more than 3 applications per season. Do not apply within 14 days of harvest or illegal residues may occur. Note: Diazinon will not control organophosphate-resistant leafminers.

Crop	Pest	Rate	Timing/Special Directions
Spinach	Cutworms	2-4 qts. per acre	Broadcast just before planting and immediately incorporate into the soil. (See Soil Incorporation Note.)
	Wireworms	3-4 qts. per acre	Broadcast just before planting and immediately incorporate into the top 4-8 inches of soil.
	Aphids, Dipterous Leafminers	½-1 pt. per acre	Apply as insects occur. Repeat application, as necessary, every 7 days. Do not make more than 5 applications per season. Do not apply within 14 days of harvest. Note: Diazinon will not control organophosphate-resistant leafminers.
Squash, Summer	Cutworms	2-4 qts. per acre	Broadcast just before planting and immediately incorporate into the soil. (See Soil Incorporation Note.)
	Wireworms	3-4 qts. per acre	Broadcast just before planting and immediately incorporate into the top 4-8 inches of soil.
	Aphids, Serpentine Leafminers, Thrips, Striped Cucumber Beetles, Melonworms, Leafhoppers, Spider Mites	½-1½ pts. per acre	Apply as insects occur. Repeat application, as necessary, every 7 days. Do not make more than 5 applications per season. Do not apply within 7 days of harvest or illegal residues may occur. Note: Diazinon will not control organophosphate-resistant leafminers.
Squash, Winter	Cutworms	2-4 qts. per acre	Broadcast just before planting and immediately incorporate into the soil. (See Soil Incorporation Note.)
	Wireworms	3-4 qts. per acre	Broadcast just before planting and immediately incorporate into the top 4-8 inches of soil.
	Aphids, Serpentine Leafminers, Thrips, Striped Cucumber Beetles, Melonworms, Leafhoppers, Spider Mites	½-1½ pts. per acre	Apply as insects occur. Repeat application, as necessary, every 7 days. Do not make more than 5 applications per season. Do not apply within 3 days of harvest or illegal residues may occur. Note: Diazinon will not control organophosphate-resistant leafminers.
Sweet Corn	Cutworms	2-4 qts. per acre	Broadcast just before planting and immediately incorporate into the soil. (See Soil Incorporation Note.)
	Seed Corn Maggots	2-4 qts. per acre	Broadcast just before planting and immediately incorporate into the top 2 inches of soil.
	Wireworms	3-4 qts. per acre	Broadcast before planting and immediately incorporate into the top 4-8 inches of soil.
	Corn Earworms	1-1¼ qts. per acre	Apply when silks first appear. Repeat application every 7 days if necessary. Do not make more than 5 applications per season.
	Corn Rootworm (Adults)	½-1 pt. per acre	Apply as insects occur. Repeat application, as necessary, every 7 days. Do not make more than 5 applications per season.
	Corn Leaf Aphids	1-2 pts. per acre	Apply in sufficient water to provide complete coverage to the upper portions of the plants. Repeat application, as necessary, every 7 days. Do not make more than 5 applications per season.
	Grasshoppers, Spider Mites, Flea Beetles	1 pt. per acre	Apply as insects occur. Repeat application, as necessary, every 7 days. Do not make more than 5 applications per season.
	Sap Beetles	2-2½ pts. per acre	Consult local agricultural authorities for proper timing of sprays. Repeat application, as necessary, every 7 days. Do not make more than 5 applications per season.

Notes: (1) To protect bees, do not apply foliarly to corn during the pollen shed period. (2) Allow 7 days after the last application before grazing or cutting for forage. Forage may be fed to beef and dairy cattle and sheep. (3) Corn may be picked 7 days after the last application.

D-2-nº diazinon AG500

Crop	Pest	Rate	Timing/Special Directions
Sweet Potatoes	Wireworms, Flea Beetles	3-4 qts. per acre	Broadcast just before planting and immediately incorporate into the top 4-8 inches of soil.
	Cutworms	2-4 qts. per acre	Broadcast just before planting and immediately incorporate into the soil. (See Soil Incorporation Note.)
Swiss Chard	Wireworms	3-4 qts. per acre	Broadcast just before planting and immediately incorporate into the top 4-8 inches of soil.
	Aphids, Imported Cabbageworm, Diamondback Moth, Harlequin bugs	½-1 pt. per acre	Apply as insects occur. Repeat application, as necessary, every 7 days. Do not make more than 5 applications per season. Do not apply within 14 days of harvest or illegal residues may occur.
	Cutworms	2-4 qts. per acre	Broadcast just before planting and immediately incorporate into the soil. (See Soil Incorporation Note.)
	Mole Crickets	1 qt. per acre	Apply to plant beds or fields 1-2 days before sowing of seed or transplanting and immediately incorporate into the top 1-2 inches of soil.
	Wireworms	3-4 qts. per acre	Broadcast just before planting and immediately incorporate into the top 4-8 inches of soil.
Tomatoes	Aphids, Diphenus Leafminers	½ pt. per acre	Apply as insects appear. Repeat application, as necessary, every 7 days. Do not make more than 5 applications per season. Do not apply within one day of harvest or illegal residues may occur.
	Banded Cucumber Beetle, Fall Armyworms, Southern Armyworm, Beet Armyworms	¾-1 pt. per acre	Note: Diazinon will not control organophosphate-resistant leafminers.
	Vinegar Flies (Drosophila spp.)	½-1½ pts. per acre	
	Cutworms	2-4 qts. per acre	Broadcast just before planting and immediately incorporate into the soil. (See Soil Incorporation Note.)
	Mole Crickets	1 qt. per acre	Apply to plant beds or fields 1-2 days before sowing of seed or transplanting and immediately incorporate into the top 1-2 inches of soil.
	Wireworms	3-4 qts. per acre	Broadcast just before planting and immediately incorporate into the top 4-8 inches of soil.
Field Crops	Aphids, Flea Beetles, Diphenus Leafminers	½-1 pt. per acre	Apply as insects occur. Repeat application, as necessary, every 7 days. Do not make more than 5 applications per season. Do not apply within 14 days of harvest or illegal residues may occur. Note: Diazinon will not control organophosphate-resistant leafminers.
	Wireworms	3-4 qts. per acre	Broadcast just before planting and immediately incorporate into the top 4-8 inches of soil.
	Mole Crickets	1 qt. per acre	Apply to plant beds or fields 1-2 days before sowing of seed or transplanting and immediately incorporate into the top 1-2 inches of soil.
Turkeys, Poultry and Pigs	Cutworms	2-4 qts. per acre	Broadcast just before planting and immediately incorporate into the soil. (See Soil Incorporation Note.)
	Mole Crickets	1 qt. per acre	Apply to plant beds or fields 1-2 days before sowing of seed or transplanting and immediately incorporate into the top 1-2 inches of soil.


Field Crops

Soil and foliar applications of D-2-n diazinon AG500 should always be applied as a spray in sufficient water to ensure thorough coverage. For foliar applications, observe stated time intervals between last application and harvest, as well as intervals between applications and total number of applications that can be made per season.

Pre-Harvest Interval (PHI*) For Foliar Applications

Crop	PHI* (Days)
Hops	14
Sugar Beets	14

* PHI = Pre-Harvest Interval or the number of days between the last application and harvest.



D-z-n® diazinon AG500

16 of 19

Crop	Pest	Rate	Timing/Special Directions
Hops	Aphids, Spider Mites	1 qt. per acre	Apply as pests occur. Repeat application, as necessary, every 14 days. Do not make more than 4 applications per season. Do not apply within 14 days of harvest.
Sugar Beets	Wireworms	3-4 qts. per acre	Broadcast just before planting. Incorporate into soil 4-6 inches. Do not apply more than 4 qts. of this product to the soil, per season.
	Beet Leafhoppers, Lipterous Leafminers, Aphids	¾-1 pt. per acre	Apply as insects occur. Repeat application, as necessary, every 7 days. Do not make more than 5 applications per season. Do not apply within 14 days of harvest. Note: Diazinon will not control organophosphate-resistant leafminers.
	Grasshoppers	1 pt. per acre	Apply as insects occur. Repeat application, as necessary, every 7 days. Do not make more than 5 applications per season. Do not apply within 14 days of harvest.

Note: Tops may be fed to beef and dairy animals.

Grassland Insects

Ditch Banks, Roadside, Wetland, Noncrop Areas, Barrier Strips

Grasshoppers: Spray ¾-1 pt. per acre in water (minimum of 1 gal. of water per acre) for aerial applications or a minimum of 5 gals. of water per acre for ground applications or in oil (a minimum of 1 gal. of oil per acre) when insects first appear, preferably in the nymphal stage. Thorough coverage of the foliage is essential.

Do not graze or use treated grass for forage or feed.

Insect Control on Ornamentals

To control certain insects on Arborvitae, Azalea, Birch, Boxwood, Camellia, Carnation, Chrysanthemum, Douglas Fir, Elm, Gladiol, Hawthorn, Holly, Juniper, Lilac, Locust, Maple, Oak, Pine, Ornamental Plum, Poplar, Rhododendron, Rose, Spruce and Willow, apply the recommended rates indicated below. Try to spray underside of leaves and penetrate dense foliage.

Insects	Amount of D-z-n diazinon AG500 to Use	
	Rate Per 3 Gals. Water	Rate Per 100 Gals. Water
Aphids, Bagworms, Carnation Bud Mites, Carnation Shoot Mites, Clover Mites, Cyclamen Mites, Dipterous Leafminers, European Pine Shoot Moths, European Red Mites, Flea Beetles, Holly Bud Moths, Leafhoppers, Obecure Root Weevils, Omnivorous Leafhoppers, Privet Mites, Scale Crawlers (Cottony-cushion, Lecanium, Pine Needle, San Jose, Soft), Thrips, Two-spotted Spider Mites, Juniper Webworms, Whiteflies	½ fl. oz. *	1 pt. **
Apple-and-Thorn Skeletonizers, Cotoneaster Webworms, Fall Webworms, Hemlock Chermes, Oak Loopers, Obliquebanded Leafrollers, Pear Slugs, Tent Caterpillars	1½ fl. oz. *	3 pts. **

* 1 fl. oz. = 2 tablespoons

** 16 fl. oz. = 1 pint

Precaution: Do not use on Ferns, Poinsettia, Hibiscus, Papaya, Pilea, and Gardenia, since injury to the plants may occur.

Mimosa Webworms: Mix ½ fl. oz. in 3 gals. of water (or 1 pt. in 100 gals. of water) and apply as a thorough foliar spray when adults first appear. Make a second and third application at 4-5 week intervals.

Lawn Pest Control (Excluding Golf Courses and Sod Farms)

Precautions: Birds, especially waterfowl, feeding or drinking on treated areas may be killed. Apply this product only as specified on this label. Because of the migratory habits of certain waterfowl, do not apply in Nassau County, New York between November 1 and May 20. Do not exceed maximum permitted label rates, since rates above those recommended significantly increase potential hazards to birds, especially waterfowl. Avoid overlapping sprays. If waterfowl, i.e., ducks or geese, can be expected to enter the treated area after treatment (except spot treatments), water lawn with at least ¼ inch water immediately after application, however, stop watering before puddling occurs.

D·z·n® diazinon AG500

17 of 19

To control pests listed below, apply recommended rates.

Pest	Rate/1000 sq. ft.		Remarks
	D·z·n diazinon AG500	Water	
Lawn Chinch Bugs	2-3 fl. oz.	3 gals.	Use higher rate for longer residual control and in lawns of dense growth such as St. Augustine lawns.
Ants, Armyworms, Bermudagrass Mites, Clover Mites, Crickets, Cutworms, Digger Weeps, Earwigs, Frit Flies, Lawn Billbugs, Leafhoppers, Sod Webworms (Lawn Moths), Sowbugs (Pillbugs), Springtails (Collembola)	2-3 fl. oz.	3 gals.	Spot spray ant hills and weep ground nest openings. For digger weeps, apply at dusk when weeps are not active. For frit flies, mow grass and water well before treatment, but delay application until grass is dry. For billbug control, apply when activity is first observed or when chewed or brown grass is present, indicating damage from this insect.
Brown Dog Ticks, Chiggers, Fleas	3 fl. oz.	3 gals.	Note: Do not apply to animals. For brown dog ticks, spray grass and under shrubbery, particularly near house.
Hyperodes Weevils	3 fl. oz.	3 gals.	Treat problem areas in mid-April and again in mid-May
Millipedes	3 fl. oz.	3 gals.	
Rhodesgrass Scales	3 fl. oz.	3 gals.	Apply when crawlers first emerge.
White Grubs (such as Japanese Beetle Larvae, European Chafer, Southern Chafer)	3 fl. oz.	3 gals.	Apply any time between late July and early October.

Nuisance Pests in Outside Areas

Ants, Boxelder Bugs, Brown Dog Ticks, Chiggers, Clover Mites, Cockroaches, Crickets, Earwigs, Fleas, Flies, Millipedes, Sowbugs (Pillbugs), Spiders, Springtails (*Collembola*)

Mix 3 fl. oz. in 3 gals. of water and thoroughly spray window and door screens, sills, foundations, porch and patio walls, entranceways, walks, garbage cans, tree trunks, and into cracks and other places where insects can hide. To prevent entry into houses, spray a five-foot band of soil around the house next to the foundation and spray the foundation of the house to a height of 2-3 feet. Repeat application as necessary. Do not apply to animals. Do not treat plants (other than tree trunks) at this nuisance pest rate.

Storage and Disposal

Do not contaminate water, food, or feed by storage or disposal. Open dumping is prohibited.

Pesticide

Pesticide wastes are toxic. Improper disposal of excess pesticide, spray mixture, or rinsate is a violation of federal law. If pesticide, spray mixture or rinsate cannot be disposed of by use according to label instructions, contact your State Pesticide or Environmental Control Agency, or the Hazardous Waste representative at the nearest EPA Regional Office for guidance.

Container

Triple rinse (or equivalent). Then puncture and dispose of in a sanitary landfill, or incinerate, or burn, if allowed by state and local authorities. Stay out of smoke from burning container.

For minor spills, leaks, etc., follow all precautions indicated on this label and clean up immediately. Take special care to avoid contamination of equipment and facilities during cleanup and disposal of wastes. In the event of a major spill, fire or other emergency, call 1-800-888-8372 day or night.

Precautionary Statements

Hazards to Humans and Domestic Animals

CAUTION

Harmful if swallowed, inhaled or absorbed through skin. Causes moderate eye injury. Avoid contact with skin, eyes, or clothing. Avoid breathing vapor or spray mist. Wash thoroughly with soap and water after handling and before eating or smoking. Remove contaminated clothing and wash before reuse. Avoid contamination of food and feed. Food utensils such as table spoons and measuring cups should not be used for food purposes after use in measuring pesticides. Keep out of reach of domestic animals. Do not use on humans, household pets or livestock. Do not contaminate ornamental fish ponds. Do not permit children or pets to go onto treated areas until spray has dried.

Statement of Practical Treatment


If swallowed: Call a physician or Poison Control Center immediately. DO NOT INDUCE VOMITING. Vomiting may cause aspiration pneumonia. Do not give anything by mouth if person is unconscious or convulsing.

If inhaled: Remove victim to fresh air. If not breathing, give artificial respiration, preferably mouth-to-mouth. Get medical attention.

If on skin: Wash promptly with soap and water. Rinse thoroughly. Get medical attention.

If in eyes: Rinse eyes with plenty of water. Call a physician if irritation persists.

Note to Physician: This product is an organophosphate insecticide. If symptoms of cholinesterase inhibition are present, atropine sulfate by injection is antidotal. 2-PAM is also antidotal and may be administered, but only in conjunction with atropine. This product contains a xylene range aromatic solvent which may present an aspiration hazard. Gastric lavage may be indicated if product was taken internally.



D-z-n® diazinon AG500

18 of 19

Environmental Hazards

This product is highly toxic to birds, fish and other wildlife. Birds, especially waterfowl, feeding or drinking on treated areas may be killed. Because of the migratory habits of Atlantic Coast waterfowl, do not apply this product to lawns in Nassau County, New York between November 1 and May 20. Do not exceed maximum permitted label rates. Rates above those recommended significantly increase potential hazards to birds, especially waterfowl. Avoid overlapping of sprays. If waterfowl, i.e., ducks or geese, can be expected in the treated area after treatment (except spot treatment), apply at least 1/4 inch of water immediately after spraying this product, however, stop watering before puddling occurs. Keep out of lakes, streams, ponds, tidal marshes and estuaries. Do not apply directly to water, to areas where surface water is present, or to intertidal areas below the mean high water mark. Drift and runoff may be hazardous to aquatic organisms in neighboring areas. Shrimp and crab may be killed at application rates recommended on this label. Do not apply where fish, shrimp, crab, and other aquatic life are important resources. Do not contaminate water by cleaning of equipment or disposal of equipment wash waters.

This pesticide is highly toxic to bees exposed to direct treatment or to residues on blooming crops or weeds. Do not apply this pesticide or allow it to drift to blooming crops or weeds if bees are visiting the treatment area.


Physical or Chemical Hazards

Do not use, pour, spill, or store near heat or open flame.

D-z-n® trademark of CIBA-GEIGY Corporation

©1992 CIBA-GEIGY Corporation

Agricultural Division
CIBA-GEIGY Corporation
Greensboro, North Carolina 27419
CGA 1L128E 092



RESTRICTED USE PESTICIDE

**DUE TO AVIAN AND AQUATIC TOXICITY
FOR RETAIL SALE TO AND USE BY CERTIFIED
APPLICATORS OR PERSONS UNDER THEIR DIRECT
SUPERVISION AND ONLY FOR THOSE USES COVERED
BY THE CERTIFIED APPLICATOR'S CERTIFICATION.**

CIBA-GEIGY
D·z·n[®]
diazinon AG500

INSECTICIDE

For control of certain insects on fruits, nuts, vegetables, field crops, lawns and ornamentals

This product must not be used on golf courses and seed farms

Active ingredient: Diazinon: O,O-Diethyl O-(2-isopropyl-6-methyl-4-pyrimidinyl) phosphorothioate 48.8%

Inert ingredients^{*}: 52.8%

Total: 100.0%

^{*}Contains xylene range aromatic solvent

D·z·n diazinon AG500 contains 4 lbs. diazinon per gallon.

See directions for use in attached booklet.

D·z·n[®] trademark of CIBA-GEIGY Corporation

EPA Reg. No. 100-461 / EPA Est. 100-AL-1

©1982 CIBA-GEIGY Corporation

Agricultural Division, CIBA-GEIGY Corporation
Greensboro, North Carolina 27419
CGA 1L129E 692

2½ Gallons
U. S. Standard Measure

KEEP OUT OF REACH OF CHILDREN. CAUTION

Precautionary Statements

Hazards to Humans and Domestic Animals

Harmful if swallowed, inhaled or absorbed through skin. Causes moderate eye injury. Avoid contact with skin, eyes, or clothing. Avoid breathing vapor or spray mist. Wash thoroughly with soap and water after handling and before eating or smoking. Remove contaminated clothing and wash before reuse. Avoid contamination of food and feed. Feed utensils such as table spoons and measuring cups should not be used for food purposes after use in measuring pesticides. Keep out of reach of domestic animals. Do not use on humans, household pets or livestock. Do not contaminate ornamental fish ponds. Do not permit children or pets to go onto treated areas until spray has dried.

Statement of Practical Treatment

If swallowed: Call a physician or Poison Control Center immediately. DO NOT INDUCE VOMITING. Vomiting may cause aspiration pneumonia. Do not give anything by mouth if person is unconscious or convulsing.

If inhaled: Remove victim to fresh air. If not breathing, give artificial respiration, preferably mouth-to-mouth. Get medical attention.

If on skin: Wash promptly with soap and water. Rinse thoroughly. Get medical attention.

If in eyes: Rinse eyes with plenty of water. Call a physician if irritation persists.

Note to Physicians: This product is an organophosphate insecticide. If symptoms of cholinesterase inhibition are present, atropine sulfate by injection is antidotal. 2-PAM is also antidotal and may be administered, but only in conjunction with atropine. This product contains a xylene range aromatic solvent which may present an aspiration hazard. Gastric lavage may be indicated if product was taken internally.

Environmental Hazards

This product is highly toxic to birds, fish and other wildlife. Birds, especially waterfowl, feeding or drinking on treated areas may be killed. Because of the migratory habits of Atlantic Coast waterfowl, do not apply this product to lawns in Nassau County, New York between November 1 and May 20. Do not exceed maximum permitted label rates. Rates above those recommended significantly increase potential hazards to birds, especially waterfowl. Avoid overlapping of sprays. If waterfowl, i.e., ducks or geese, can be expected in the treated area after treatment (except spot treatment), apply at least ¼ inch of water immediately after spraying this product, however, stop watering before puddling occurs. Keep out of lakes, streams, ponds, tidal marshes and estuaries. Do not apply directly to water, to areas where surface water is present, or to intertidal areas below the mean high water mark. Drift and runoff may be hazardous to aquatic organisms in neighboring areas. Shrimp and crab may be killed at application rates recommended on this label. Do not apply where fish, shrimp, crab, and other aquatic life are important resources. Do not contaminate water by cleaning of equipment or disposal of equipment wash waters.

This pesticide is highly toxic to bees exposed to direct treatment or to residues on blooming crops or weeds. Do not apply this pesticide or allow it to drift to blooming crops or weeds if bees are visiting the treatment area.

Physical or Chemical Hazards

Do not use, pour, spill, or store near heat or open flame.

Chemicals

Refer to supplemental labeling in attached booklet for chemigation use directions for cranberries. Do not apply this product to cranberries through any type of irrigation system unless the specific directions for chemigation are followed.

Do not apply this product to any other crop or site through any type of irrigation system.