

OCT 1992

Mr. Thomas J. Parshley
Ciba Plant Protection
CIBA-GEIGY Corporation
P.O. Box 18300
Greensboro, NC 27419

Dear Mr. Parshley:

Subject: Princep® 80W Herbicide
EPA Registration No. 100-437
Application Dated January 20, 1992, Request To
Delete Noncropland Use, and Use in Culture of Asparagus,
Artichokes and Sugarcane

The proposed amendments to the subject pesticide product registration under Section 3 of the Federal Insecticide, Fungicide and Rodenticide Act (FIFRA) as amended are acceptable provided that you:

1. Revise the wetlands statement in the Environmental Hazards section to read: "Do not apply directly to water, to areas where surface water is present or to intertidal areas below the mean high water mark."
2. Submit five (5) printed copies of the final printed labeling before releasing the product for shipment.

If these conditions are not complied with, the registration will be subject to cancellation in accordance with FIFRA, Section 6(e). Your release for shipment of the product constitutes acceptance of these conditions.

A stamped copy of the labeling is enclosed for your records.

Your request to delete the subject use-patterns was processed under Section 6(f)(1) of FIFRA. The published notice appeared in the Federal Register, Vol. 57, pages 31512-31514, on July 16, 1992.

Sincerely yours,

Joanne I. Miller
Product Manager (23)
Fungicide-Herbicide Branch
Registration Division (R-7505C)

Enclosure

E.wilson: Diskette ABC7:04-05-93

BEST AVAILABLE COPY

Final Revisd 2/29
REL 4-5-93
G Wilson

Permanent Label
(Booklet)

Princep® 80W

Herbicide

For weed control in certain
crops and ornamental plantings.

Active Ingredient:

Simazine: 2-chloro-4,6-bis(ethylamino)-s-	
triazine	80%
<u>Inert Ingredients:</u>	<u>20%</u>
Total:	100%

EPA Reg. No. 100-437
EPA Est. No. 100-LA-1

Princep 80W is a wettable powder
Keep Out of Reach of Children.

Caution

See additional precautionary statements
and directions for use inside booklet.

CIBA-GEIGY
©1992 CIBA-GEIGY Corporation


CGA 6L46L 012

ACCEPTED
with COMMENTS
in EPA Letter Dated

06 APR 1992

Under the Federal Insecticide,
Fungicide, and Rodenticide Act
as amended, for the pesticide
registered under EPA Reg. No.

100-437




DIRECTIONS FOR USE AND CONDITIONS OF SALE AND WARRANTY

IMPORTANT: Read the entire Directions for Use and the Conditions of Sale and Warranty before using this product. If terms are not acceptable, return the unopened product container at once.

Conditions of Sale and Warranty

The Directions for Use of this product reflect the opinion of experts based on field use and tests. The directions are believed to be reliable and should be followed carefully. However, it is impossible to eliminate all risks inherently associated with use of this product. Crop injury, ineffectiveness, or other unintended consequences may result because of such factors as weather conditions, presence of other materials, or the manner of use or application all of which are beyond the control of CIBA-GEIGY or the Seller. All such risks shall be assumed by the Buyer.

CIBA-GEIGY warrants that this product conforms to the chemical description on the label and is reasonably fit for the purposes referred to in the Directions for Use subject to the inherent risks referred to above. CIBA-GEIGY makes no other express or implied warranty of Fitness or Merchantability or any other express or implied warranty. In no case shall CIBA-GEIGY or the Seller be liable for consequential, special, or indirect damages resulting from the use or handling of this product. CIBA-GEIGY and the Seller offer this product, and the Buyer and user accept it, subject to the foregoing Conditions of Sale and Warranty, which may be varied only by agreement in writing signed by a duly authorized representative of CIBA-GEIGY.



DIRECTIONS FOR USE

It is a violation of federal law to use this product in a manner inconsistent with its labeling.

FAILURE TO FOLLOW THE DIRECTIONS FOR USE AND PRECAUTIONS ON THIS LABEL MAY RESULT IN POOR WEED CONTROL, CROP INJURY, AND/OR ILLEGAL RESIDUES.

Do not apply this product through any type of irrigation system.

Do not apply this product in such a manner as to directly or through drift expose workers or other persons except those knowingly involved in the application. The area being treated must be vacated by unprotected persons.

Reentry Statement

Do not enter treated areas without protective clothing until sprays have dried.

Because certain states may require more restrictive reentry intervals for various crops treated with this product, consult your State Department of Agriculture for further information.

Written or oral warnings must be given to workers who are expected to be in a treated area or in an area about to be treated with this product. Oral warnings must inform workers of areas or fields that may not be entered without specific protective clothing until sprays have dried, and appropriate actions to take in case of accidental exposure, as described under Precautionary Statements on this label. When oral warnings are given, warnings shall be given in a language customarily understood by workers. Oral warnings must be given if there is reason to believe that written warnings cannot be understood by workers. Written warnings must include the following information: CAUTION. Area treated with Princep 80W on (date of application). Do not enter without appropriate protective clothing until sprays have dried. In case of accidental exposure, flush eyes or skin with plenty of water. Call physician if irritation persists. Remove and wash contaminated clothing before reuse.

General Information


Apply Princep 80W Herbicide before weeds emerge or after removal of weed growth. Princep controls a wide variety of annual broadleaf and grass weeds when used at selective rates in agricultural crops and ornamental plantings.

Where a range of application rates is given, use the low rate on coarser textured soil and soil lower in organic matter; use the high rate on finer textured soil and soil higher in organic matter.

To avoid spray drift, do not apply under windy conditions. Avoid spray overlap, as crop injury may result.

Since Princep enters weeds mainly through their roots, moisture is needed to move it into the root zone. Very dry soil conditions and lack of rainfall following application may necessitate shallow cultivation.

Princep 80W is noncorrosive to equipment, nonflammable, and has low electrical conductivity.



Annual Weeds Controlled

- | | |
|------------------------------------|---------------------------|
| alyssum | common lambsquarters |
| annual bluegrass | nightshade |
| annual morningglory | pepperweed |
| annual ryegrass | pigweed |
| barnyardgrass (watergrass) | pineappleweed |
| burclover | prickly lettuce |
| carelessweed | common purslane |
| carpetweed | ragweed |
| common chickweed | rattail fescue |
| crabgrass (<u>Digitaria</u> spp.) | redmaids |
| downy brome (cheatgrass) | Russian thistle |
| fall panicum | shepherdspurse |
| fiddleneck | signalgrass |
| filaree | (<u>Brachiaria</u> spp.) |
| fireweed | silver hairgrass |
| fivehook bassia | smartweed |
| Flora's paintbrush | spanishneedles |
| Florida pusley | speewell |
| foxtails | tansymustard |
| goosegrass | wild mustard |
| groundsel | wild oats |
| henbit | witchgrass |
| junglerice | yellow flower pepperweed |
| knawel (German moss) | |

Following many years of continuous use of this product and chemically related products, biotypes of some of the weeds listed on this label have been reported which cannot be effectively controlled by this and related herbicides. Where this is known or suspected, and weeds controlled by this product are expected to be present along with resistant biotypes, we recommend the use of this product in registered combinations or in sequence with other registered herbicides which are not triazines. If only resistant biotypes are expected to be present, use a registered non-triazine herbicide. Consult with your State Agricultural Extension Service for specific recommendations.

Application Procedures

Ground application: Use conventional ground sprayers equipped with nozzles that provide accurate and uniform application. Be certain that nozzles are uniformly spaced and the same size. Calibrate sprayer before use and recalibrate at the start of each season and when changing carriers. Unless otherwise specified, use a minimum of 20 gals. of spray mixture per acre.

Use a pump with capacity to (1) maintain 35-40 psi at nozzles, (2) provide sufficient agitation in tank to keep mixture in suspension, and (3) to provide a minimum of 20% bypass at all times. Use centrifugal pumps which provide propeller shear action for dispersing and mixing this product. The pump should provide a minimum of 10 gals./minute/100 gal. tank size circulated through a correctly positioned sparger tube or jets.

Use screens to protect the pump and to prevent nozzles from clogging. Screens placed on the suction side of the pump, should be 16-mesh or coarser. Do not place a screen in the recirculation line. Use 50-mesh or coarser screens between the pump and boom, and where required, at the nozzles. Check nozzle manufacturer's recommendations.

For band applications, calculate amount to be applied per acre as follows:

$$\frac{\text{band width in inches}}{\text{row width in inches}} \times \text{broadcast rate per acre} = \text{amount needed per acre of field}$$

Aerial application: Use aerial application only where specified in the use directions. Apply in a minimum of 1 gal. of water for each 1-1.5 lbs. of wettable powder applied per acre. Avoid applications under conditions where uniform coverage cannot be obtained or where excessive spray drift may occur.

Avoid application to humans or animals. Flagmen and loaders should avoid inhalation of spray mist and prolonged contact with skin, and should wash thoroughly before eating and at the end of each day's operation.

Mixing procedures - all uses: (1) Be sure sprayer is clean and not contaminated with any other materials, or crop injury or sprayer clogging may result. (2) Fill tank 1/4 full with clean water, nitrogen solution, or complete fluid fertilizer. (3) Start agitation. (4) Be certain that the agitation system is working properly and creates a rippling or rolling action on the liquid surface. (5) Pour product directly from bag into tank. (6) Continue filling tank until 90% full. Increase agitation if necessary to maintain surface action. (7) Add tank mix herbicide(s) after this product is thoroughly suspended. (8) Finish filling tank. Maintain agitation to avoid separation of materials. (9) Empty tank as completely as possible before refilling to prevent buildup of emulsifiable concentrate residue from possible tank mix herbicides. (10) If an emulsifiable concentrate film starts to build up in tank, drain it and clean with strong detergent solution or solvent. (11) Clean sprayer thoroughly immediately after use by flushing system with water containing a detergent.

Compatibility test: To determine the tank mix compatibility of Princep 80W with liquid fertilizer, crop oil, spreaders, or recommended pesticides, use this test method. Nitrogen solutions or complete fluid fertilizers may replace all or part of the water in the spray in alfalfa and corn. Since liquid fertilizers can vary, even within the same analysis, check compatibility each time before use. Be especially careful when using complete suspension or fluid fertilizers as serious compatibility problems are more apt to occur. Commercial application equipment may improve compatibility in some instances. Check compatibility using this procedure:

- 1) Add 1 pint of fertilizer to each of 2 one-quart glass jars with tight lids.
- 2) To one of the jars add 1/4 tsp. of a compatibility agent approved for this use (1/4 tsp. is equivalent to 2 pts. per 100 gals. spray). Cap and shake until mixed. Examples of compatibility agents include Compex® and Unite®.
- 3) To both jars add the appropriate amount of herbicide(s). If more than one herbicide is used, add them separately with dry herbicides first, flowables next, and emulsifiable concentrates last. After each addition, cap and shake until thoroughly mixed. The appropriate amount of herbicides for this test follows (assuming a spray volume of 25 gals. per acre):

Dry herbicides: For each pound per acre add 1.5 teaspoons to each jar. Fluff up wettable powder products before measuring.

Liquid herbicides: For each pint per acre add 0.5 teaspoon to each jar.

For a spray volume other than 25 gals. per acre, change the teaspoons added to each jar as follows:

$$\frac{25 \text{ gals.} \times \text{no. teaspoons given above}}{\text{desired gals. spray volume per acre}} = \text{teaspoons to add to each jar.}$$

- 4) After adding all ingredients, put lids on and tighten. Shake jars vigorously one minute. Let the mixtures stand 15 minutes and then look for separation, large flakes, precipitates, grease, gels, medium to heavy oily film on the jar, or other signs of incompatibility. Determine if the compatibility agent is needed in the spray mixture by comparing the two jars. If either mixture separates, but can be remixed readily, the mixture can probably be sprayed as long as good agitation is used. If the mixtures are incompatible, test the following methods of improving compatibility: (A) slurry the dry herbicide(s) in water before addition, or (B) add 1/2 of the compatibility agent to the

fertilizer and the other 1/2 to the emulsifiable concentrate or flowable herbicide before addition to the mixture. If still incompatible, do not use the materials mixed in the same spray tank.

Rotational Crops and Perennial Crop Replanting

To avoid crop injury, observe the following precautions: 1) If rotating treated land the year following application, plant only corn, unless otherwise stated in this label. 2) If replanting perennial crops or if rotating land to crops other than corn, do not apply Princep in the year preceding planting these crops.

Fruit and Nut Crops

Apply the spray to the orchard or vineyard floor avoiding contact with fruit, foliage, or stems. Recommended rates are based on broadcast treatment. For band applications or spot applications around trees in fruit or nut plantings, reduce the broadcast rate of Princep 80W and water per acre in proportion to the area actually sprayed.

Precautions (All fruit and nut crops): To avoid crop injury, (1) Apply only to orchards or groves where trees have been established 12 months or more unless specified differently, (2) Make only one application per year, except as noted otherwise, (3) Do not use on gravelly, sand, or loamy sand soil, and (4) Immediately following application, limit overhead sprinkler irrigation to 1/2 inch.

Almonds, Peaches and Nectarines (CA only)

Apply 1.25-2.5 lbs. of Princep 80W per treated acre in a 2-4 ft. band on each side of the tree row. Apply before weeds emerge in late fall or early winter. Weeds controlled by 1.25 lbs. of Princep 80W include burclover, common chickweed, wild mustard, and shepherdspurse. Apply only once per year.

Precautions: To avoid crop injury, 1) Do not treat trees established in the grove less than 3 years, 2) Do not treat the Mission (Texas) variety of almonds, 3) Do not apply to almond trees propagated on plum rootstocks, 4) Do not replant almonds, peaches or nectarines in treated soil for 12 months after treatment, 5) Do not apply to soil with less than 1% organic matter, 6) Do not treat areas where water will accumulate.

Apples, Pears, Sour Cherries

Apply 2.5-5 lbs. per acre.

Avocados

CA and FL only: Apply 2.5-5 lbs. per acre after final preparation of grove.

Blueberries and Caneberries (blackberries, boysenberries, loganberries, raspberries)

Apply 2.5-5 lbs. per acre in the spring or apply a split application of 2.5 lbs. per acre in the spring plus 2.5 lbs. per acre in the fall. Apply in a minimum of 40 gals. of water per acre.

On plantings less than 6 months old, use 1/2 the above rate.

To control quackgrass, apply 5 lbs. per acre in the fall or split the application applying 2.5 lbs. per acre in the fall plus 2.5 lbs. per acre in the spring, when quackgrass is actively growing.

Note: Do not apply when fruit is present, or illegal residues may result.

Cranberries


MA: Apply up to 5 lbs. per acre either before spring growth begins or in the fall after harvest.

Other areas: Apply 2.5 lbs. per acre before spring growth begins.

Filberts

Apply 2.5-5 lbs. per acre in the fall or apply a split application of 2.5 lbs. per acre in the fall plus 2.5 lbs. per acre in the spring.

Precaution: If trees are planted on a hillside, excessive soil erosion may result from the elimination of weeds.



Note: Do not apply when nuts are on the ground during the harvest period, or illegal residues may result.

Grapes

Apply 2.5-6 lbs. per acre any time between harvest and early spring.

Precaution: Do not use in vineyards established less than three years, or crop injury may occur.

Grapefruit, Lemons, Oranges

AZ (Lemons and Oranges only): Apply a split application of 2 lbs. per acre in the spring plus 2 lbs. per acre in the fall.


CA: In grapefruit, lemons, and oranges, apply 2.5-5 lbs. per acre in a single application; or apply 2.5 lbs. per acre in the fall and 2.5 lbs. per acre in the spring.

Precaution: Do not use in the Imperial, Coachella, or Palo Verde valleys, or crop injury may occur.

FL (Grapefruit and Oranges only): Apply 5 lbs. of Princep 80W to weed-free soil during the spring and/or fall to control weeds expected to emerge during these periods. Apply prior to emergence of weeds or after emerged weeds have been controlled with a contact herbicide. Use caution to keep the treatment off the foliage, fruit, or trunk of citrus trees.

TX (Grapefruit and Oranges only): Apply 5-6 lbs. per acre.

Precautions (All areas): To avoid crop injury, 1) Do not use in nurseries. 2) Do not apply to bedded grapefruit, lemons, or oranges (except for FL grapefruit and oranges. 3) Do not apply to trees under stress from freeze damage for one year after the freeze. 4) In FL, do not exceed 10 lbs. of Princep 80W during any one growing season.



Macadamia Nuts

Apply 2.5-5 lbs. in 50 gals. of water per acre before harvest and just prior to weed emergence. Repeat application as necessary.

Note: Do not apply when nuts are on the ground during the harvest period, as illegal residues may result.

Olives

Apply 2.5-5 lbs. per acre following grove preparation in the fall. Repeat annually in midwinter.

Peaches, Plums, Sweet Cherries

Apply 2-5 lbs. per acre. Apply in late fall to early spring prior to weed emergence.

Precautions: To avoid crop injury, 1) Peaches: use only in AR, LA, MO, OK, TX, and states east of the Miss. River. For California, see specific directions in the section "Almonds and Peaches (CA only)." 2) Plums and sweet cherries: use only in MO and states east of the Miss. River except TN.

Pecans

Apply 2.5-5 lbs. per acre before weeds emerge in the spring.

Precautions: To avoid crop injury, 1) Do not use west of the Pecos River in TX or in NM, AZ, or CA, 2) Do not make applications to transplanted trees that have been established less than two years in the grove.

Note: Do not apply when nuts are on the ground, or illegal residues may result. Do not allow animals to graze treated areas.

Strawberries

Oregon and Washington: For control of chickweed, groundsel, mustard, and shepherdspurse, apply broadcast 1.25 lbs. per acre. In fields where overhead irrigation is used to activate this product, apply after harvest at time of bed renovation. In fields where overhead irrigation is not available, apply during early October through November.

Precautions: To avoid crop injury, 1) Make only one application per growing season. 2) Do not apply within 4 months after transplanting.

Walnuts

Apply 2.5-5 lbs. per acre. Leveling and furrowing operations after applications will lessen effectiveness of weed control.

Note: Do not apply when nuts are on the ground, or illegal residues may result.

Princep 80W Plus Bromacil 80W for Grapefruit and Oranges (Florida Only)

Use in grapefruit and oranges in FL for control of balsamapple, black nightshade, carpetweed, crabgrass, cudweed, dayweed, Florida pusley, horseweed, pepperweed, pigweed, poorjoe, ragweed, rattlebox, spanishneedles and sandbur, and for partial control of bermudagrass, bahiagrass, pangolagrass, paragrass, and torpedograss. Apply 5 lbs. of Princep 80W plus 3-4 lbs. of bromacil 80W per acre beneath trees in a minimum of 40 gals. of water per acre before or soon after weed growth begins. Use caution to keep the spray off the foliage, fruit, or trunk of citrus trees. Use the lower rates for light weed infestations or all applications in bedded citrus areas. Use the higher rates for heavy weed infestations only in ridge grown citrus areas. Temporary yellowing of citrus leaves may occur following treatment.

Precautions: To avoid crop injury, 1) Do not use in nurseries, or where trees are under stress from freeze damage for one year after the freeze. 2) Do not use on soil with less than 1% organic matter or on poorly drained soil. 3) Do not treat trees planted in irrigation furrows. 4) Do not treat diseased trees such as those with foot rot. 5) Do not use in groves interplanted with other trees or desirable plants, nor in home grapefruit or orange plantings, or in areas where roots of other valuable plants or trees may extend. 6) Treated areas may be planted to citrus trees one year after application. 7) Do not rotate to other crops within two years after application.

Note: Apply only once per year and avoid contact with foliage and fruit with spray or mist, or illegal residues may result.

Princep 80W Plus Gramoxone® Extra

This tank mix is effective in the following fruit and nut crops for kill of existing vegetation and for residual control of the annual broadleaf and grass weeds claimed for Princep 80W applied alone. This combination is also effective for top kill and suppression of perennial weeds. In FL, this mixture may be applied in Spring or Fall to emerged weeds.

Use this tank mix on these crops:

- | | |
|---|----------------------|
| almonds (CA only) | olives |
| apples | oranges ² |
| avocados (CA & FL ¹ only) | peaches ³ |
| cherries (sour and sweet ⁴) | pears |
| filberts | pecans |
| grapefruit (CA & TX only) | plums ⁴ |
| grapes | walnuts |
| lemons (AZ & CA only) | |
| macadamia nuts | |

Apply the Princep 80W rate given under the appropriate crop on this label plus 1.5-2.5 qts. Gramoxone Extra* in 50-200 gals. (30-50 gals. for pecans) of water per acre to the orchard floor avoiding contact with fruit, foliage, or stems. Add a nonionic surfactant, such as X-77@, at 0.5 pt. per 100 gals. of spray. Apply when weeds are succulent and new growth is 1-6 inches tall. For mature woody weeds or difficult to control perennial weeds, re-treat or spot treat with Gramoxone Extra if regrowth occurs.

Add Princep 80W to the spray tank first (refer to Mixing Instructions section of this label), then add Gramoxone Extra, and add the surfactant last. Provide constant agitation during mixing and application to keep the mixture in suspension.

Precautions: To avoid crop injury, 1) Apply the tank mix only once per year. 2) Use a shield for young trees or vines.

Refer to the Princep 80W and Gramoxone Extra labels for further directions, specific weeds controlled, and precautions and limitations on each crop.

¹In avocados in Florida, this tank mix also controls balsamapple vine, rattail amaranth, and at the higher rate of each herbicide, it suppresses coral vine.

²In oranges in Florida, apply 5 lbs. Princep 80W per acre per application during spring or fall. Do not exceed 10 lbs. of Princep 80W during any one growing season.

³Limited to CA, AR, LA, MO, OK, TX, and states east of the Miss. River. As appropriate, refer to Princep 80W sections "Almonds, Peaches and Nectarines (CA only)" or "Peaches, Plums, Sweet Cherries" for rate of Princep 80W and other information.

⁴Limited to MO and states east of the Miss. River, except TN.

*Based on a product containing 1.5 lbs. Gramoxone Extra cation per gal.

Tank Mixture with Roundup®

This tank mixture is effective in grape vineyards and in the following bearing or nonbearing tree crops for control of existing vegetation and for residual control of the annual broadleaf and grass weeds claimed for this product applied alone. This combination is also effective for partial control of perennial weeds contacted by the spray mixture during application. Use this tank mixture on these crops:

- | | |
|---|----------------------------|
| almonds** (CA only) | macadamia nuts** |
| apples* | oranges* (AZ, CA, FL & TX) |
| avocados* (CA and FL only) | peaches* ¹ |
| cherries (sour and sweet ²) | pears* |
| filberts** | pecans** |
| grapefruits* (CA, FL, TX) | plums* ² |
| grapes* | walnuts** |
| lemons* (AZ & CA) | |

Use the appropriate rate given elsewhere on this label for Princep applied alone to the crop being treated. Add to the spray tank 1-5 qts. of Roundup per acre depending on weeds present and their growth stage. Also add an agriculturally approved nonionic surfactant at 0.5% by volume of spray solution. Apply the mixture in 10-40 gals. of water per acre as a postemergence spray to the weeds at the appropriate weed growth stage given on the Roundup label.

Add Princep to the spray tank first, then add Roundup. Provide constant agitation during mixing and application to keep the mixture in suspension. Refer to Application Procedures section of this label for further directions.

Precaution: To avoid crop injury, take extreme care to avoid contact of herbicide solution, spray, drift, or mist with foliage or green bark of trunk, branches, suckers, fruit, or other parts of trees or vines. Observe precautions on both the Princep and Roundup labels for each crop involved.

Refer to the labels of both herbicides for further directions, specific weeds controlled, precautions and limitations on each crop.

*Allow a minimum of 14 days between last application and harvest.

**Allow a minimum of 21 days between last application and harvest of these crops.

¹Limited to CA, AR, LA, MO, OK, TX, and states east of the Mississippi River. For CA, see specific directions in the section "Almonds and Peaches" (CA only).

²Plums and sweet cherries: limited to MO and states east of the Mississippi River except TN.

Tank Mixture with Solicam®

For improved control of such weeds as clover, cutleaf evening primrose,andelion, henbit, horseweed or marestail, lambsquarters, and puncture vine, apply Princep 80W in tank mixture with Solicam DF.

Apply 5 lbs per acre of Princep 80W plus 4-5 lbs. of Solicam DF (80% active ingredient) in 20-100 gallons of water per acre. Use the same rates in all coarse-textured soils. Do not apply this combination more than 2 times per year. Princep 80W + Solicam may be applied in tank mixture with Gramoxone Extra or Roundup.

Refer to the labels of the respective herbicides in the mixtures when applying tank mixtures.

Precautions: 1) Keep Princep + Solicam mixtures from contacting foliage, fruits and stems of citrus trees during spraying. 2) Do not apply within 12 weeks of citrus harvest.

Princep 80W Plus Surflan®

Use this tank mix in the following crops for preemergence control of all weeds claimed on both labels:

- | | |
|-------------|-----------------|
| almonds | lemons |
| apples | oranges |
| avocados | peaches |
| caneberries | pears |
| cherries | pecans |
| filberts | plums |
| grapes | English walnuts |
| grapefruit | |

Apply the Princep 80W rate given under the appropriate crop on this label plus 2.67-5.33 lbs. of Surflan 75W or 2-4 qts. of Surflan A.S. in 20-40 gals. of water per acre. Refer to the Surflan 75W or Surflan A.S. label for complete tank mix directions. Observe all precautions and limitations on the Princep and Surflan labels.

Field and Forage Crops

Corn

Nitrogen solutions or complete fluid fertilizers may replace all or part of the water as a carrier in the spray. Determine the physical compatibility of Princep 80W with fertilizer before use. Refer to the General Information section of this label for a compatibility test. Do not apply after corn has emerged as there is danger of liquid fertilizers causing crop injury.

Preemergence: Apply before weeds and corn emerge. Use the appropriate rate in the table below.


Preplant: Apply in the spring after plowing at the appropriate rate in the table below. Apply before, during, or after final seedbed preparation. If soil is tilled or worked after application, avoid deep incorporation of Princep 80W. Best results will be obtained when Princep 80W is applied within 2 weeks before planting. Under dry weather conditions, preplant applications may give better weed control. If weeds develop particularly under relatively dry conditions, a shallow cultivation will generally result in better weed control.

4 5
4 5
4 5
4 5
4 5

Soil texture	Broadcast* rate per acre
Coarse-textured soil: Sand, silt, and loam that is low in organic matter	2.5 lbs.
Medium-textured soil: Soil containing a moderate amount of clay and organic matter	3 lbs.
Fine-textured soil: Loam that is high in organic matter and clay (including dark prairie soils of Corn Belt)	3.75 lbs.
Organic soil: Peat, muck and high-organic clay	5 lbs.

*For calculation of band treatment rate, see the General Information section.

To control quackgrass: Apply 3.75-5 lbs. per acre in the fall. Plow two to three weeks later, or if erosion is a problem, delay plowing until spring.



Precautions: 1) Do not apply more than 5 lbs. of Princep 80W per acre to corn per year. 2) Do not rotate to any crop except corn until the following year or injury may occur. 3) After harvest, plow and thoroughly till the soil in fall or spring to minimize possible injury to spring-seeded rotational crops, regardless of the rate used. 4) If more than 3.75 lbs. of Princep 80W is used per acre (or equivalent rate in a band), a crop of untreated corn should precede the next rotational crop. 5) Do not apply Princep 80W preplant incorporated in corn in the High Plains and Intermountain areas of the West (including central and western KS, western NE, western OK, and the Panhandle of TX) where rainfall is sparse and erratic or where irrigation is required. 6) In the High Plains and Intermountain areas of the West where rainfall is sparse and erratic or where irrigation is required, use Princep 80W to control weeds in corn only when corn is to follow corn or when a crop of untreated corn is to precede another rotational crop. 7) In western MN and eastern parts of the Dakotas, NE, and KS, do not plant soybeans following corn treated with Princep if more than 2.5 lbs. of Princep 80W per acre (or equivalent rate in a band) was applied or injury may occur. 8) Injury may occur to soybeans planted in north-central and northwest IA, south-central and southwest MN, northeast NE, southeast SD, and other areas the year following application on soils having a calcareous surface layer. 9) Do not plant sugar beets, tobacco, vegetables (including dry beans), spring-seeded small grains, or small-seeded legumes and grasses the year after Princep 80W application or injury may occur.

Note: Do not graze treated areas, or illegal residues may result.

Tank Mixtures on Corn


AAtrex®: Use Princep 80W in a preplant or preemergence tank mixture with AAtrex Nine-0®, AAtrex 80W, or AAtrex 4L for control of many annual weeds, including carpetweed, crabgrass, fall panicum, foxtail, lambsquarters, morningglory, pigweed, ragweed, and velvetleaf.

Apply at the rates given below. Use the 1:1 ratio for most weeds and the 2:1 ratio for expected heavy infestations of crabgrass and fall panicum.

.....

Soil texture	Broadcast rate per acre			
	1:1 Ratio		2:1 Ratio	
	Princep 80W	AAtrex 80W*	Princep 80W	AAtrex 80W*
Sand, loamy sand, sandy loam	1.25 lbs.	1.25 lbs.	1.67 lbs.	0.83 lb.
Loam, silt loam, silt, clay loam, sandy clay loam, silty clay loam, sandy clay, or silty clay with low organic matter	1.5 lbs.	1.5 lbs.	2 lbs.	1 lb.
Loam, silt loam, silt, clay loam, sandy clay loam, silty clay loam, sandy clay, or silty clay with medium to high organic matter, and clay (including dark prairie soils of the Corn Belt)	1.8 lbs.	1.8 lbs.	2.4 lbs.	1.2 lbs.

*When using AAtrex 4L or AAtrex Nine-O, use equivalent rates. One lb. of AAtrex 80W equals 0.8 qt. of AAtrex 4L or 0.9 lb. of AAtrex Nine-O.



Refer to the AAtrex label for complete directions. Also refer to the AAtrex label and the Corn section of this label for precautions and limitations.

Eradicane®: Use in a preplant incorporated tank mixture for control of all weeds claimed on both the Princep and Eradicane labels including partial control (suppression) of shattercane (wild cane). Fluid fertilizer may replace all or part of the water in the spray. Check the physical compatibility of mixture with fertilizer before use. Refer to the General Information section of this label for a compatibility test procedure. Use a minimum of 20 gals. of spray volume per acre. Refer to the Eradicane label for incorporation directions. Use the higher rate of Princep on fine-textured soil and where heavy broadleaf infestations are expected. Use the higher rate of Eradicane for heavy nutsedge and bermudagrass infestations. For partial control (suppression) of shattercane, broadcast and incorporate immediately before planting 1.25-2.5 lbs. of Princep 80W plus 7.33 pts. of Eradicane 6.7E (or 8 pts. Eradicane Extra) per acre. For control of the other weeds claimed on both labels, broadcast and incorporate 1.25-3.75 lbs. of Princep 80W plus 4.75-7.33 pts. of Eradicane 6.7E (or 5.33-8 pts. of Eradicane Extra) per acre. Observe all precautions and limitations on the Princep 80W and Eradicane labels.

Gramoxone Extra: Use in a tank mixture where corn will be planted directly in a cover crop, established sod, or previous crop residues. This combination controls existing vegetation and provides residual control of the annual broadleaf and grass weeds listed under General Information.

Add Princep 80W to the spray tank, mix thoroughly with water, and then add Gramoxone Extra and a nonionic surfactant. Provide constant agitation during mixing and application to keep the mixture in suspension.

Apply 2.5-3.75 lbs. of Princep 80W plus 1.5-2.5 pts. of Gramoxone Extra* in 20-60 gals. of water per acre as a broadcast spray either before or after planting but before corn emerges. Add a nonionic surfactant at the rate of 0.5 pt. per 100 gals. of spray volume.

For further information, see general information, caution and warning statements, precautions, and notes on the Princep 80W and the Gramoxone Extra labels.

*Based on a product containing 1.5 lbs. Gramoxone Extra per gal.

Sutan+®: Use in a preplant incorporated tank mixture for control of all weeds claimed on both the Princep and Sutan+ labels including partial control (suppression) of shattercane (wild cane). Fluid fertilizer may replace all or part of the water in the spray. Check the physical compatibility of mixture with fertilizer before use. Refer to the General Information section of this label for a compatibility test procedure. Use a minimum of 20 gals. of spray volume per acre. Refer to the Sutan+ label for incorporation directions. Use the higher rate of Princep on fine-textured soil and where heavy broadleaf infestations are expected. For partial control (suppression) of shattercane, broadcast and incorporate immediately before planting 1.25-2.5 lbs. of Princep 80W plus 7.33 pts. of Sutan+ 6.7E per acre. For control of the other weeds claimed on both labels, broadcast and incorporate 1.25-3.75 lbs. of Princep 80W plus 4.75 pts. of Sutan+ 6.7E per acre. Observe all precautions and limitations on the Princep 80W and Sutan+ labels.

Nurseries, Christmas Tree Plantings, Shelterbelts

Nurseries (see list below)

Apply 2.5-3.75 lbs. in at least 25 gals. of water per acre in fall or spring.

Precaution: To avoid plant injury, do not apply for at least one year after transplanting.

Christmas Tree Plantings and Shelterbelts (see list below)

Remove weed growth before application. Apply 2.5-5 lbs. in at least 25 gals. of water per acre after transplanting. Use the same rate for annual maintenance applications.

For quackgrass control apply 5 lbs. per acre in the fall or apply a split application of 2.5 lbs. per acre in the fall plus 2.5 lbs. per acre in early spring, after quackgrass begins growth.

Precautions: To avoid tree injury, 1) Do not use Princep 80W on seedbeds or cutting beds. 2) In CA, OR, and WA, do not apply to Christmas trees or shelterbelts sooner than one year after transplanting. In other areas, do not apply to Christmas trees or shelterbelt transplants less than two years of age. 3) Do not use until soil is firmly settled around roots. 4) Do not apply more than once a year, except as directed for quackgrass control.

Apply Princep 80W to these species of trees and shrubs, as recommended above:

Conifers

arborvitae
 Austrian pine
 *Bishop pine
 *knobcone pine
 lodgepole pine (shore pine)
 *Monterey pine
 Mugho pine
 red pine (Norway pine)
 Scotch pine
 white pine
 blue spruce
 Norway spruce
 red spruce
 white spruce
 balsam fir
 Douglas fir
 Fraser fir
 white fir
 hemlock
 juniper
 red cedar
 white cedar
 yew (Taxus spp.)

Deciduous Trees and
Woody Ornamentals

American elm
 Siberian elm
 barberry
 boxelder
 bush honeysuckle
 caragana
 cotoneaster
 dogwood
 eucalyptus
 holly (Ilex spp.)
 (max. 4 lbs./A)
 honey locust
 Oregon grape (Mahonia spp.)
Pieris spp. (max. 4 lbs./A)
 red oak
 Russian olive
 *oleander
 *palm (2.5 lbs./A)
 *bottle brush
 *carob

*For California only

Surflan Tank Mix: On Christmas tree plantings, use this tank mix for preemergence control of weeds listed on this label and the Surflan 75W (or Surflan A.S.) labels. Use on field grown conifer species listed on the labels for each herbicide plus grand fir, alpine fir, Engelmann spruce, black spruce, Colorado blue spruce, Coulter pine, giant redwood, and Veitchi fir. Broadcast the mixture as a directed spray to the soil surface or as an overtop spray using 2.5-5 lbs. of Princep 80W and 2.67-5.33 lbs. of Surflan 75W (or 2-4 qts. of Surflan A.S.). Apply in sufficient water per acre to uniformly treat the area. Follow overtop sprays with sprinkler irrigation to move the herbicide from leaf surfaces to the soil. Remove weed growth before application. Mix weed residues, prunings or trash into the soil, or remove them before treatment. Soil should be in good tilth and free of clods at time of application. Shallow cultivation (1-2 inches) after treatment will not reduce weed control. Observe all precautions and limitations on the Princep 80W and Surflan labels.

Pennant® Tank Mix: Princep 80W may be tank mixed with Pennant Liquid Herbicide to control weeds in containerized, field and liner* grown ornamentals and commercial landscapes. See the Pennant label for ornamental species, weeds controlled with this tank mixture, and for other information.

Note: Length of weed control may be reduced when continuous wet soil conditions follow herbicide application.

Precautions: To avoid plant injury, 1) Do not use on seedbeds or on unrooted cuttings. 2) Do not use in greenhouses or other enclosed areas.

*Plants transplanted normally in rows in a nursery or similar area for further growth prior to transplanting to final growing place.

Turfgrasses for Sod (Florida Only)

St. Augustinegrass, Centipedegrass, and Zoysia Grass

Apply 2.5-5 lbs. per acre, according to soil texture as indicated below.

Muck or peat	5 lbs.	Old beds	within 2 days after lifting of sod
		New beds	3-4 days after sprigging or plugging
Sandy soil	2.5 lbs.	Old beds	within 2 days after lifting of sod
		New beds	7-10 days after sprigging or plugging

If weeds regrow, apply an additional 2.5 lbs. on muck or peat, or 1.25 lbs. on sandy soil.

Precautions: To avoid crop injury, (1) Do not apply within 30 days prior to cutting or lifting. (2) Do not apply in combination with surfactants or other spray additives. (3) Use only on turfgrass reasonably free of infestations of insects, nematodes, and diseases. (4) On newly sprigged turfgrass, temporary slowing of growth may follow application.

Turfgrass for Fairways, Lawns, Sod Production* and Similar Areas

*In states other than Florida. For use on turfgrass for sod in Florida, see "Turfgrasses for Sod (Florida only)" section above.

Bermudagrass, Centipedegrass, St. Augustinegrass, and Zoysia Grass

Apply Princep 80W after September 1 (after October 1 for annual bluegrass) before emergence of winter annual weeds. Princep will control annual bluegrass, burclover, lawn burweed, common and mouseear chickweed, corn speedwell, henbit, hop clover, spurweed, and parsley-piert. Princep will also control these weeds soon after emergence. For control of summer annual weeds listed in the General Information section of this label, apply Princep in late winter before the weeds emerge. Apply in a minimum of 15 gals. of water per acre.

Irrigate with 1/2 inch of water if rainfall does not occur within 10 days after preemergence treatment.

Where annual bluegrass is the major weed, use 1.25 lbs. of Princep 80W per acre (0.5 oz. per 1,000 sq. ft.). Use 1.25-2.5 lbs. per acre (0.5-1 oz. per 1,000 sq. ft.) for control of other weeds. However, do not exceed 1.25 lbs. per acre per treatment on newly sprigged turfgrass or on hybrid bermudagrass such as Tiflawn, Tifway, and Ormond.

For control of summer annuals which emerge after the initial application, apply an additional 1.25 lbs. per acre at least 30 days after the initial application, but not after June 1. However, do not make more than two applications per year.

Precautions: On newly sprigged turfgrass, hybrid bermudagrass, nondormant bermudagrass or nondormant zoysia grass, temporary slowing of growth and yellowing may occur following application. To avoid turf injury, (1) Use only on turfgrass reasonably free of infestations of insects, nematodes, and diseases. (2) Do not use on golf greens. (3) Do not use north of NC (except may be used in the Virginia Coastal Plains) or west of Highway 281 in Texas and Oklahoma. (4) Do not use on muck or alkaline soils. (5) Do not apply over the rooting area of trees or ornamentals not listed on this label. (6) Do not seed or overseed with desirable turfgrass within 4 months before or 6 months after treatment. (7) Do not apply this product to newly seeded grasses until they have overwintered and have a well-developed rhizome system. (8) Do not exceed 2.5 lbs. per acre within 12 months of seeding grasses.

Note: Do not graze or feed turf clippings to animals, or illegal residues may result.

Storage and Disposal

Store in a dry place. Do not contaminate water, food, or feed by storage, disposal. Improper disposal of unused spray mixture, or rinse water is a violation of federal law. If these wastes cannot be used according to label instructions, contact your State Pesticide or Environmental Control Agency, or the Hazardous Waste representative at the nearest EPA Regional Office for guidance in proper disposal methods.

Completely empty bag into application equipment. Dispose of empty bag in a sanitary landfill or by incineration, or if allowed by state and local authorities, by burning. Stay out of smoke from burning bags.

For minor spills, leaks, etc., follow all precautions indicated on this label and clean up immediately. Take special care to avoid contamination of equipment and facilities during cleanup procedures and disposal of wastes. In the event of a major spill, fire or other emergency, call 1-800-888-8372 day or night.

Precautionary Statements

Hazards to Humans and Domestic Animals

CAUTION

Causes eye irritation. Harmful if inhaled or absorbed through the skin. Avoid breathing dust or spray mist. Avoid contact with eyes, skin, or clothing. Wash thoroughly with soap and water after handling. Remove and wash contaminated clothing before reuse.

First Aid: If in eyes, flush with plenty of water. Get medical attention if irritation persists. If on skin, wash with soap and water. If inhaled, remove victim to fresh air. If not breathing, give artificial respiration, preferably... mouth-to-mouth; get medical attention.

Environmental Hazards

Do not apply directly to water or wetlands. Do not contaminate water by cleaning of equipment or disposal of wastes. Simazine is a chemical which can travel (seep or leach) through soil and enter ground water which may be used as drinking water. Simazine has been found in ground water as a result of its use as a herbicide. Users of this product are advised not to apply simazine where the water table (ground water) is close to the surface and where the soils are very permeable, i.e., well drained soils such as loamy sands. Users are advised to consult with their local agricultural agencies to obtain information on the location of ground water and the type of soil in their area.

needs review
X

AAtrex®, Dual®, Nine-O®, Pennant® and Princep® trademarks of CIBA-GEIGY Corporation

Compex® and X-77® trademarks of KALO Agricultural Chemicals, Inc.

Eradicane® and Sutan +® trademarks of Stauffer Chemical Company

Gramoxone® trademark of ICI Americas

Roundup® trademark of Monsanto Company

Solicam® trademark of Sandoz Crop Protection

Surflan® trademark of Elanco Products Company

Unite® trademark of Hopkins Agricultural Chemical Company


©1992 CIBA-GEIGY Corporation

Agricultural Division
CIBA-GEIGY Corporation
Greensboro, North Carolina 27419

CGA 6L46L 012

- Revised January 7, 1981
- Revised November 11, 1982
- Revised September 20, 1983
- Revised January 9, 1984
- Revised March 12, 1984
- Revised April 2, 1984
- Revised September 25, 1985
- Revised November 1, 1985
- Revised August 21, 1986
- Revised February 3, 1987
- Revised April 1, 1987
- Revised October 10, 1989
- Revised September 13, 1990
- Revised January 16, 1992

[GANNONC.LABELP] PRN80WF2 - 2/21/92



Princep® 80W
100-437

Changes in typed label:

11/11/82

1. Signal word changed to Caution and revised precautionary statements.
2. Numerous revisions accepted by EPA 10-29-82 including tank mixes, turfgrass, etc.

9/20/83

Added tank mixes with Oust, Roundup, Dual, revised compatibility directions, revised triazine resistant weed statement, added NC to alfalfa, added tree seedlings in N. Central U.S., added filberts to Surflan tank mix.

1/9/84

Deleted hemp dogbane and puncturevine in the Oust tank mix.

3/12/84

Added farmworker safety statements, revised storage and disposal statement.

4/2/84

Numerous changes in precautions under each crop. Added black walnut to tree seedlings in North Central U.S. Revised turf sections.

9/25/85

Revised environmental hazards to include groundwater advisory statement approved by EPA for simazine.

11/1/85

Add turfgrass use precaution concerning bermudagrass; minor format revisions to turfgrass and sod production directions.

8/21/86

Delete all alfalfa, forage bermudagrass, grasses grown for seed, tree plantations for timber uses.

2/3/87

Added ornamental species to Dual 8E Tank Mix, revised FL citrus directions to indicate use on Bedded and Ridge Areas. Reduced noncropland rate to 18# a.i./A.

4/1/87

Revise ground water advisory per settlement agreement.

2/1/88

Revise turfgrass directions, add "Extra" to Gramoxone®.

10/10/89

Add nectarines, revise citrus (FL), add Solicam tank mix, delete Evik 80W tank mix, revise Dual to Pennant tank mix; other minor revisions.

9/13/90

Correct error in Roundup citrus tank mix directions.

1/16/92

Delete noncropland, asparagus, artichokes, and sugarcane.

[GANNONC.LABELP]PRN80WF2 - 1/21/92

29 of 29