



Application for Certification - Part 1

Test Group (CBI)

- **Model Year:** 2027
- **Manufacturer Name:** Hyundai Motor Company
- **Test Group:** VHXYV00.0301
- **Test Group Description:** Battery Electric Vehicle
- **Durability Group:** VHXYEEENN301
- **Durability Group Description:** N/A
- **Vehicle Class:** LDV
- **Applicable Standards:** FED: Tier-4 Bin 0
CAL: ACC2 ZEV
- **Vehicles Tested:** JW1-KU5SSER019A / 0
JW1-KU5SSER019A / 1
- **Carlines Covered by Certificate:** GV60 AWD with 19"
GV60 AWD Advanced with 20"
- **EPA Response Requested by:** March 16th, 2026
- **For Questions, Contact:** Stephanie Wright
734-273-1904
E-mail: swright@hatci.com

TABLE OF CONTENTS

Section	Contents	Application	
		Common	Test Group
01	Correspondence and Communications	x	
02	Durability Group Description		x
	02.01 List of Vehicles in Durability Groups	x	
	02.02 Catalyst Information		x
03	Evaporative/Refueling Family Description		x
	03.01 Evaporative/Refueling General Description	x	
	03.02 List of Vehicles in Evaporative Families	x	
04	Durability Test Procedure Description		
	04.01 Exhaust Durability Vehicle Test Data		x
	04.02 Evaporative/ORVR Durability Test Data		x
	04.03 Exhaust Durability Test Procedure	x	
	04.04 Evaporative Durability Test Procedure	x	
05	Test Group Description		x
06	Test Vehicle Description		x
07	Test Results		x
08	Emission Compliance Statement	x	
09	OBD System Description		x
	09.01 CARB Approval Letter		x
10	Description of Alternate-Fueled Vehicles		x
11	AECD Descriptions		x
12	Description of Vehicles Covered by Certificate and Test Parameters		
	12.01 Vehicle Parameters		x
	12.02 Test Parameters	x	x
13	Projected Sales	x	
14	Request for Certification		x
15	Other Information		
	15.01 Certification Fee Filing Form		x
	15.02 Vehicle Emission Control Information Label		x
	15.03 ORVR Safety Statement		x
	15.04 New Technology System Description	x	
	15.05 Engine Oil Information	x	
16	California ARB Information	x	x
17	Service of Process	x	
18	Attachment		x

01.00 Correspondence and Communications

Please refer to Common Section 01.00.

For questions, call Stephanie Wright (734-273-1904).

VHYXV00.0301 - Hyundai GV60 AWD – Part 1
Issued : 01-20-2026
Revised: 02-13-2026

02.00 Durability Group Description

1. Durability Group Name : VHYXEEENN301
2. Engine Type : Motor
3. Fuel Used : Electricity
4. Battery Capacity(s) : 120.6 Ah
5. Battery Chemistry(s) : NCM*¹
6. Battery Duty Cycle Usage(s) : 10years / 200,000km
7. Battery Manufacturer : Hyundai Mobis
8. Battery Construction : 32 modules (12 cells in 1 module)
9. Battery Self-Discharge Information : <5.0% @SOC65%, RT for 6 months
10. Description of the Thermal Management System : Active liquid cooled
11. Battery Disposal Plan : See Common Section 02.00

(Note) NCM*¹ : Nickel Cobalt Manganese

02.01 List of Vehicles in Durability Groups

Please refer to Common Section 02.01.

02.02 Catalyst Information : Not Applicable

VHYXV00.0301 - Hyundai GV60 AWD – Part 1
Issued : 01-20-2026
Revised: 02-13-2026

03.00 Evaporative/Refueling Family Description : Not Applicable

VHYXV00.0301 - Hyundai GV60 AWD – Part 1
Issued : 01-20-2026
Revised: 02-13-2026

04.00 Durability Procedure Description : Not Applicable

05.00 Test Group Description

Test Group Name : VHYXV00.0301

Vehicle Class(s) Covered : FED - LDV
CAL - PC

Sales Location/Emission Standard : FED - Tier-4 Bin 0
CAL - ACC2 ZEV
See CSI report for emission standard levels

06.00 Test Vehicle Description

Durability Data Vehicle: Not Applicable

Emission Data Vehicle: Please refer to CSI report in 07.00

07.00 Test Results
07.01.01 EV-CIS Certification Summary Information

Certification Summary Information Report submitted to EV-CIS.

See 18.00.00.

07.02 GHG CREE In-Use Emission Standard

T/M			Fixed Single Speed	
Items				
ETW			5000	5000
Tire			235/55R19 (Michelin)	255/45R20 (Michelin)
Single Roll	Elec. Dyno. Target Coefficient	A	36.257	36.851
		B	0.00637	0.11530
		C	0.021685	0.021312
GHG CREE Cert. data (120K) (Sub-Configuration)			0	0
GHG CREE In-use Emission Standard (Sub-Configuration)			0.0	0.0
Tested Driver Select Shift / Multimode			Comfort	Comfort
SIL Equipped (Apply weight factor)			N/A	N/A
Optional CREE			N/A	N/A
Engine Code Equivalency			N/A	N/A
ADFE			N/A	N/A

08.00 Emission Compliance Statement : Not Applicable

09.00 OBD System Description

Battery electric vehicles are exempt from OBD requirements because they do not use emission control systems and/or components.

10.00 Description of Alternate-Fueled Vehicles: Not Applicable

11.00 AECD Description: Not Applicable

VHYXV00.0301 - Hyundai GV60 AWD – Part 1
Issued : 01-20-2026
Revised: 02-13-2026

12.00 Description of Vehicles Covered by Certificate and Test Parameters

12.01 Vehicle Parameters

Carline		201	202
Model Name		GV60 AWD with 19"	GV60 AWD Advanced with 20"
Vehicle Classification		LDV	
Emission Control System Description		N/A	
Engine Code (Motor)		EM07	
Number of Valves Per Cylinder		N/A	
Engine Displacement (L)		N/A	
Sales Area		50-State	
Transmission and Overdrive		Fixed Single Speed	
SIL		N/A	
Tire Size		235/55R19 (Michelin)	255/45R20 (Michelin)
N/V Ratios		127.1	127.0
ETW(lb)		5000	5000
Elec. Dyno. Target Coefficient	A	Please refer to 12.02.01.	
	B		
	C		
Motor	Type	PMSM*1	
	Max. Power (kW)	73.9 (Front motor) / 160 (Rear motor)	
Battery	Type	Lithium ion	
	Rated Voltage (V)	697	
	Weight (kg)	480.3	

(Note) *1 : Permanent Magnet Synchronous Motor

12.02 Test Parameters

12.02.01 Test Parameters

T/M		Fixed Single Speed	
Items			
Model		GV60 AWD with 19"	GV60 AWD Advanced with 20"
ETW		5000	5000
Tire		235/55R19 (Michelin)	255/45R20 (Michelin)
Single Roll	Elec. Dyno. Target Coefficient	A	36.257
		B	0.00637
		C	0.021685
Shift Schedule IDs		N/A	N/A
Evap. Code		N/A	N/A
Canister Loading	Flow Rate(g/hr)	N/A	N/A
	Capacity (g)	N/A	N/A
Running Loss Fuel Tank Temp.		N/A	N/A
Transmission Test Mode(s)		Comfort	Comfort
Advanced Technology System Test Mode(s)		N/A	N/A

12.02.02 Engine Starting Procedures

Please refer to Common Section 12.02.02.

12.02.03 Shift Schedules: Not Applicable

12.02.04 Transmission / Advanced Technology System Test Modes

Please refer to Common Section 12.02.04.

12.02.05 Running Loss Fuel Tank Temperature Profile: Not Applicable

13.00 Projected Sales

Please refer to Common Section 13.00.

14.00 Request for Certification



Ms. Kathryn Kochunas
Certification Division
Mobile Source Pollution Control
U.S. Environmental Protection Agency
2000 Traverwood Drive
Ann Arbor, Michigan

Subject: Request for Certificate of Conformity for 2027 Model Year Test Group VHYXV00.0301/
Evaporative Family N/A

Dear Ms. Kathryn Kochunas:

Hyundai Motor Company requests that EPA issue a Certificate of Conformity for the test group subjected above.

All vehicles within test group mentioned above comply with the applicable regulations contained in 40 CFR 86.1844-01(d)(14) including the provisions of 40 CFR Parts 85, 86 and 600. This test group also complies with California Air Resources Board, Final Regulation Order, Sections 1961.4 and 1961.3 (1962.4 and 1962.3 for zero-emission vehicles) Title 13, California Code of Regulations.

The Part 1 Application for Certification has been prepared in accordance with the standardized format recommended by EPA via its guidance document CD-14-19 (LDV/LDT/OCO/LIMO) Subject: Certification Application Reporting Guidance, dated November 24, 2014.

If you have any questions regarding the Certificate of Conformity, do not hesitate to contact Stephanie Wright at swright@hatci.com or (734) 273-1904.

Sincerely,

A handwritten signature in black ink, appearing to read 'C. H. Ji', written over a horizontal line.

C. H. Ji
General Manager
Regulation & Certification Team2
Hyundai Motor Company

VHYXV00.0301 - Hyundai GV60 AWD – Part 1
Issued : 01-15-2026
Revised: 02-13-2026



Ms. Robin U. Lang, Chief
Emissions Certification and Compliance Division
California Air Resources Board
4001 Iowa Ave.
Riverside, California 92507

Subject: Request for Executive Order for 2027 Model Year Test Group VHYXV00.0301/
Evaporative Family N/A

Dear Ms. Robin U. Lang:

Hyundai Motor Company requests that California Air Resources Board (CARB) issue an Executive Order for the test group subjected above.

All vehicles within test group mentioned above comply with the applicable regulations contained in 40 CFR 86.1844-01(d)(14) including the provisions of 40 CFR Parts 85, 86 and 600. This test group also complies with California Air Resources Board, Final Regulation Order, Sections 1961.4 and 1961.3 (1962.4 and 1962.3 for zero-emission vehicles) Title 13, California Code of Regulations.

The Part 1 Application for Certification has been prepared in accordance with the standardized format recommended by EPA via its guidance document CD-14-19 (LDV/LDT/OCO/LIMO) Subject: Certification Application Reporting Guidance, dated November 24, 2014.

If you have any questions regarding the Executive Order, do not hesitate to contact Stephanie Wright at swright@hatci.com or (734) 273-1904.

Sincerely,

A handwritten signature in black ink, appearing to read 'C. H. Ji', written over a horizontal line.

C. H. Ji
General Manager
Regulation & Certification Team2
Hyundai Motor Company

VHYXV00.0301 - Hyundai GV60 AWD – Part 1
Issued : 01-20-2026
Revised: 02-13-2026

15.00 **Other Information**
15.01 **Certification Fee Filing Form**

US EPA Fee Form

[Help and EPA Instructions](#)

* Required Field

General Information

Date: 11/07/2025

Process Code *

Submit New Fee Filing Form

Manufacturer Code *

HYX

Manufacturer Name *

Hyundai

Contact Name *

Jennifer Cherry

Contact Email Address *

jcherry@hatci.com

Contact Phone *

7343372259

Calendar Year complete application submitted to EPA *

2026

PLEASE NOTE: These fees apply to complete certification applications received by EPA from January 1, 2026, through December 31, 2026. The applicable fee is determined by the

calendar year in which the complete certification application is received, not the model year.

Engine Family / Evaporative Family / Test Group *

VHYXV00.0301

Certificate Request Type (Industry Sector Code)

Certificate Request Type *

- On-Highway LDV, LTD, MDVPV, HDV Chassis Cert (Federal) (A, B, D, J, T, V)
- On-Highway HDE Dyno Cert (Federal) (E, H)
- On-Highway LD ICI, MDPV ICI, HDV ICI (A, B, D, J, T, V)
- On-Highway Motorcycle (C)
- On-Highway HDV Evap (F)
- On-Highway LDV, LTD, MDVPV, HDV Chassis Cert (California-Only) (A, B, D, J, T, V)
- On-Highway HDE Dyno Cert (California-Only) (E, H)
- Nonroad CI (L)
- Nonroad SI (B, S)
- Locomotive (G, K)
- All Nonroad Recreational, excluding Marine engines (X, Y)
- All Marine (Including IMO) (M, N, W)
- Component Certification for Evaporative Emissions (P)

IMO Name (Required for dual US/IMO Marine Only)

ICI VIN Number (Required for ICIs Only)

Do you qualify for a Reduced Fee? *

No

Payment Information

Amount Owed

\$32,317.00

Payment Type *

Offline Wire

Comments

EPA Form Number 3520-29


OMB Control No.2060-0545

Approval expires 7/31/2027

The public reporting and recordkeeping burden for this collection of information is estimated to average 12 minutes per response. Send comments on the Agency's need for this information, the accuracy of the provided burden estimates, and any suggested methods for minimizing respondent burden, including through the use of automated collection techniques to the Director, Collection Strategies Division, U.S. Environmental Protection Agency (2822T), 1200 Pennsylvania Ave., NW, Washington, D.C. 20460. Include the OMB control number in any correspondence. Do not send the completed forms to this address.

The content of this document may contain Sensitive But Unclassified (SBU) data and/or Controlled Unclassified Information (CUI).

15.02 Vehicle Emission Control Information (VECI) Label

		HYUNDAI MOTOR COMPANY VEHICLE EMISSION CONTROL INFORMATION	
Conforms to regulations:		2027 MY	
U.S.EPA: T4B0 LDV	OBD: N/A	Fuel: Electricity	
California: ZEV PC	OBD: N/A	Fuel: Electricity	
No adjustments needed.	This vehicle is certified to operate on electricity.		
Group: VHYXV00.0301 Evap.: N/A		32410-1XCJ2	

15.03 ORVR Safety Statement: Not Applicable

15.04 New Technology System Description

Please refer to Common Section 15.04.

15.05 Engine Oil Information : Not Applicable

16.00 California ARB Information

16.01 Exhaust Emission Control System (Tune-up Label)

Test Group Name	Model	Exhaust Emission Control System
VHYXV00.0301	GV60 AWD with 19" GV60 AWD Advanced with 20"	N/A

16.02 Test Procedures

Please refer to Common Section 16.02.

16.03.00 Fill Pipe Access Zones Statement and Specifications: Not Applicable

16.04.00 Request for Certificate

Please refer to 14.00

16.04.01 Statement of Compliance

Please refer to Common Section 16.04.01.

16.04.02 Supplemental Data Sheet

Please refer to E-cert data

16.05.00 Emission Testing Waiver Statement : Not Applicable

16.06.00 Projected Sales

Please refer to Common Section 13.00.

16.07.00 OBD-II System Description : Not Applicable

16.08.00 New Technology System Description

Please refer to Common Section 15.04.

16.09.00 Environmental Performance Label

Pursuant to CALIFORNIA ENVIRONMENTAL PERFORMANCE LABEL SPECIFICATIONS FOR 2009 AND SUBSEQUENT MODEL YEAR PASSENGER CARS, LIGHT-DUTY TRUCKS, AND MEDIUM-DUTY PASSENGER VEHICLES (adopted May 2, 2008, last amended September 2, 2015), 2012, Hyundai complies to the Environmental Performance Label requirement by affixing the Federal Fuel Economy and Environment Label in accordance to 40 CFR Parts 85, 86, and 600 as promulgated on July 6, 2011.

16.10.00 AECD General Statements : Not Applicable

16.11.00 California warranty compliance

Please refer to Common Section 16.11.00.

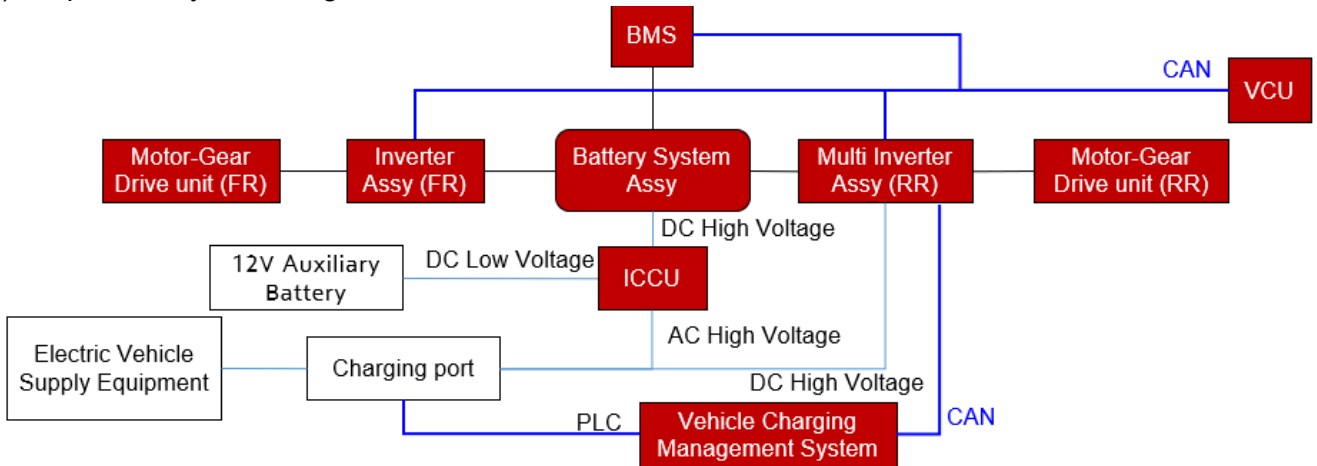
16.12.00 Description of the Propulsion System

1) Motor Specification

Motor	Type	PMSM*1
	Max. Power (kW)	73.9 (front motor) / 160 (rear motor)

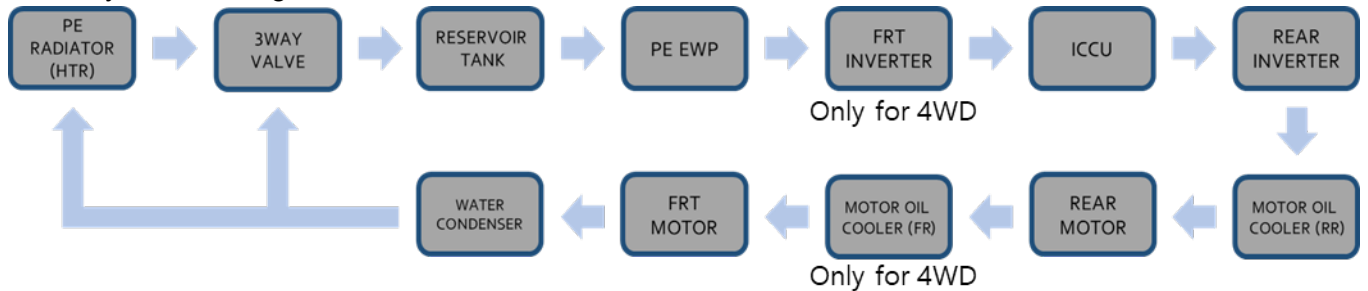
(Note) *1 : Permanent Magnet Synchronous Motor

2) Propulsion System Diagram

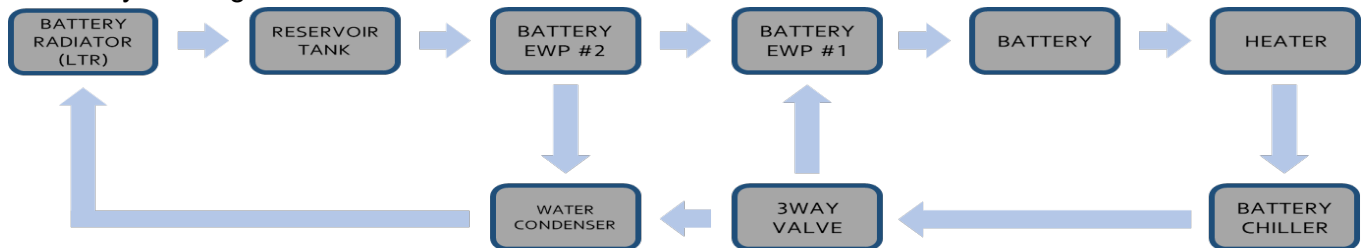


3) Propulsion System Heating Diagram

- PE system cooling



- Battery Cooling



VHYXV00.0301 - Hyundai GV60 AWD – Part 1

Issued : 01-20-2026

Revised: 02-13-2026

16.12.01 Description of the Energy Storage System

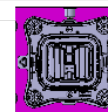
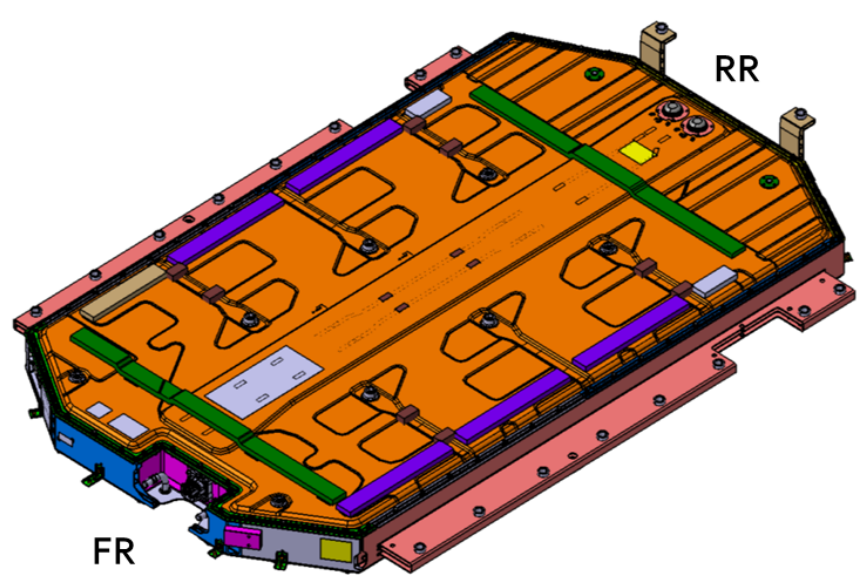
This electric vehicle uses a battery to store electrical energy.

1) Battery Specification

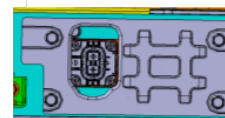
Battery	Type	Lithium ion
	Rated Voltage (V)	697
	Weight (kg)	480.3

For details, please refer to 02.00.

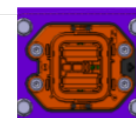
2) Battery Pack Layout



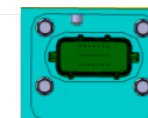
HV Connector
(FR)



ICCU Connector

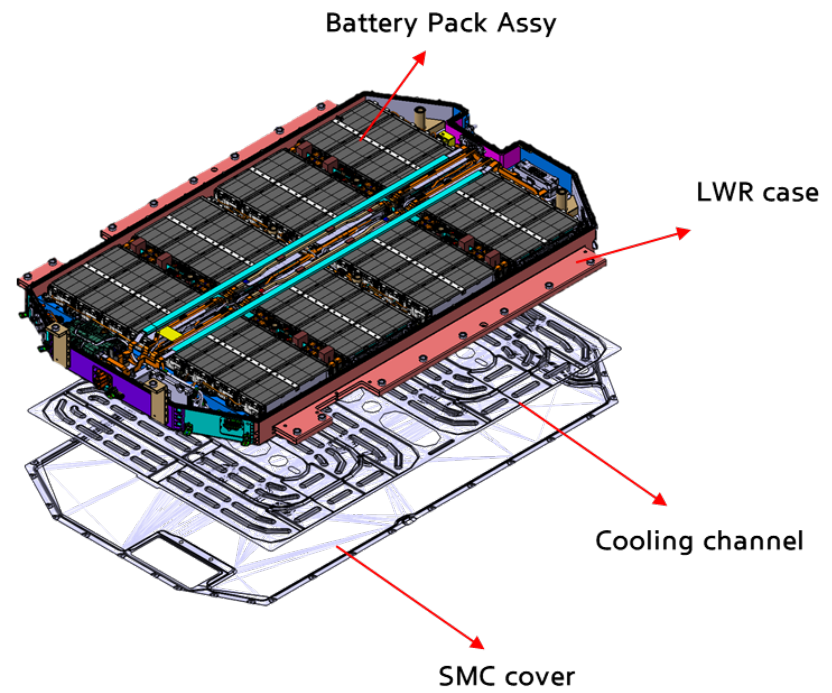
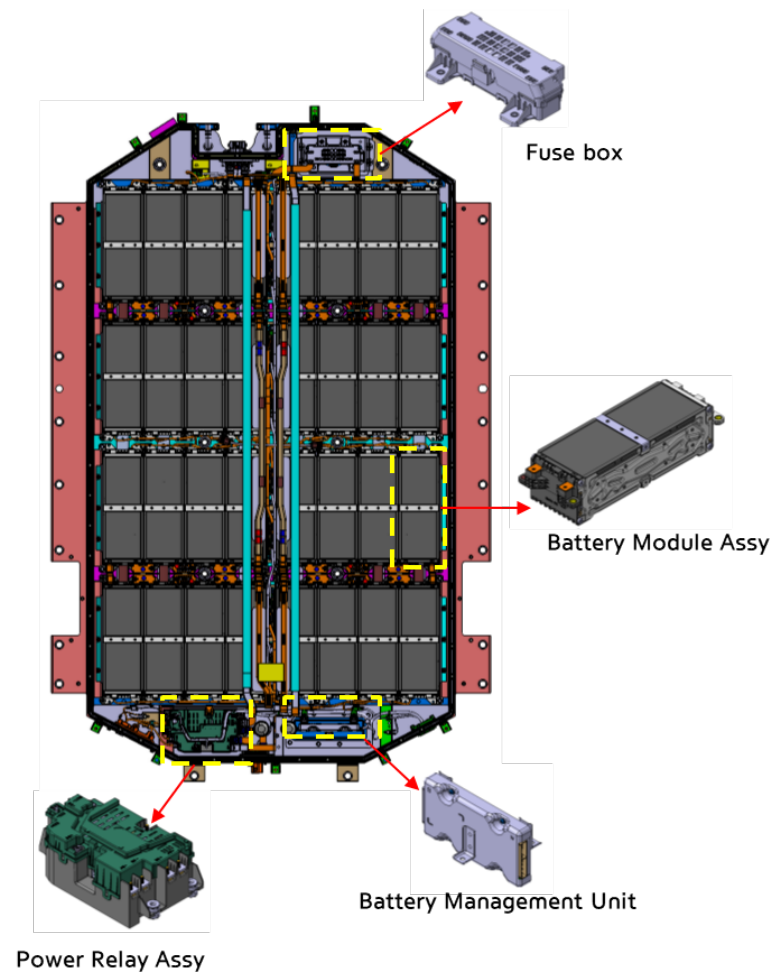


HV Connector
(RR)



LV Connector

VHYXV00.0301 - Hyundai GV60 AWD – Part 1
Issued : 01-20-2026
Revised: 02-13-2026

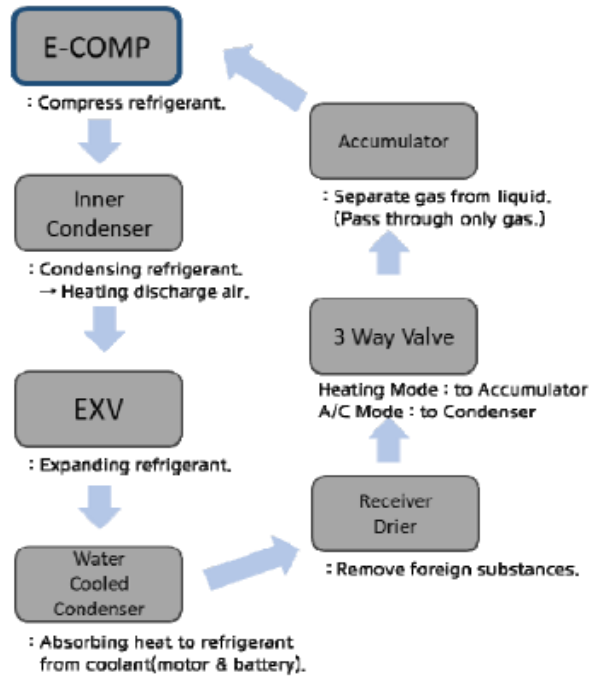


VHYXV00.0301 - Hyundai GV60 AWD – Part 1
 Issued : 01-20-2026
 Revised: 02-13-2026

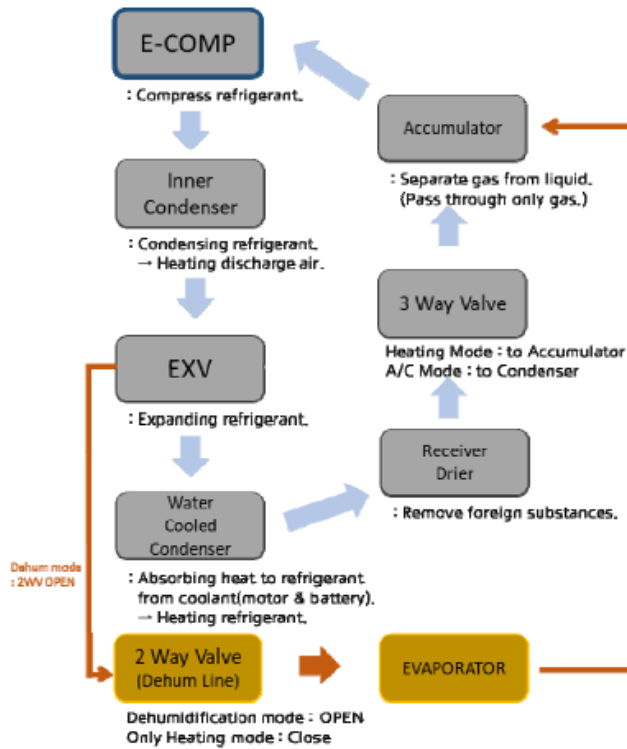
16.12.02 Description of the Climate Control System

<Schematic Layout of Heating System (Heat pump type)>

[HEAT MODE_BLOCKDIAGRAM]

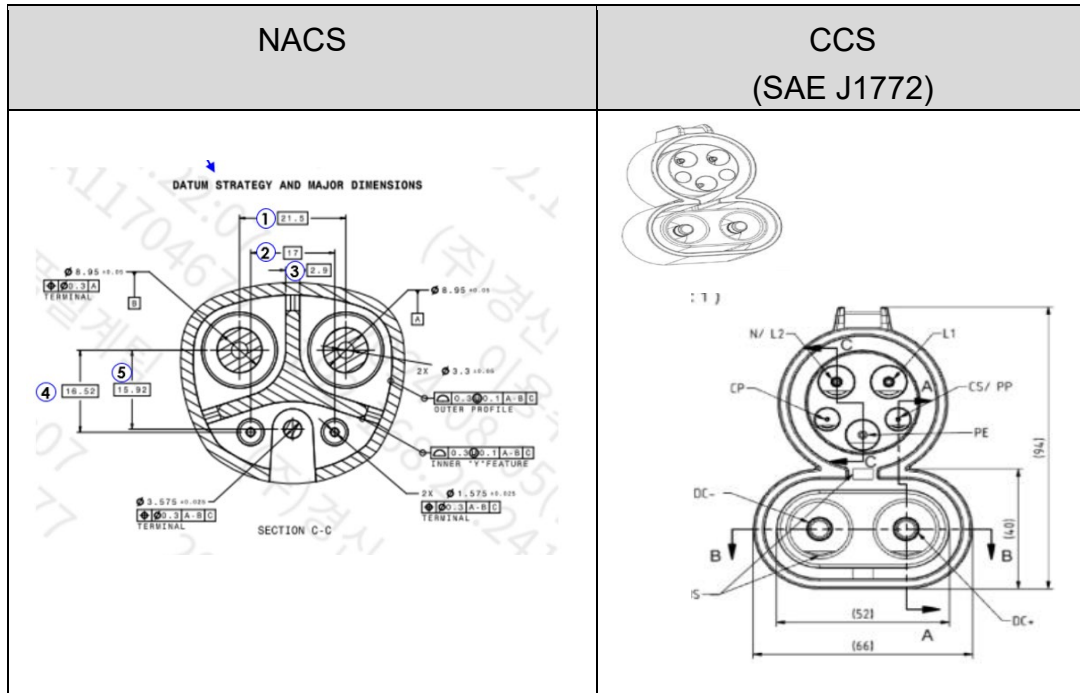


[HEAT + Dehumidification MODE_BLOCKDIAGRAM]



16.12.03 Description of the Charging System

1. Onboard charger capability : 11.5kW
2. Maximum allowable direct current fast charge capability : 332A
3. Vehicle connector specification :



This electric vehicle uses an NACS type charger.

For vehicles supplied with NACS type chargers, an adapter(s) will be provided to comply with section 1962.3.

4. A charging cord will be provided pursuant to CCR, title 13, section 1962.3.

- Maker of charging cord : Kyungshin Corporation

Requirements		Specification
Length of the cord	Minimum of 20 feet in length	20.37 ft.
Dual amperage capability	AC Level 1 – Minimum 12A	Selectable(6A, 8A, 10A, 12A)
	AC Level 2 – Minimum 24A or sufficient power to enable charging from a state of discharge to a full charge in less than 4 hours, whichever is lower	Selectable(16A, 20A, 24A, 30A)
	Configurable, Without the use of tools, to facilitate a plug connection for Level 1 and 2	Cords can be changed without the use of tools.
Downgrade the amperage during charging	AC Level 1 – Selectable to charge at 12A or 8A	Selectable(6A, 8A, 10A, 12A)
	AC Level 2 – Selectable to charge at 24A or 16A	Selectable(16A, 20A, 24A, 30A)
	User selection feature is integrated into the cord or in the vehicle itself	Integrated into the cord
Tested and listed by a NRTL, (UL)2594		Certificate Number: 80231735 (see attachment below)

- Maker of charging cord : Webasto Charging Systems Inc. dba Ampure

Requirements		Specification
Length of the cord	Minimum of 20 feet in length	20 ft.
Dual amperage capability	AC Level 1 – Minimum 12A	Yes. (12A)
	AC Level 2 – Minimum 24A or sufficient power to enable charging from a state of discharge to a full	Yes. (24A)

VHYXV00.0301 - Hyundai GV60 AWD – Part 1

Issued : 01-20-2026

Revised: 02-13-2026

	charge in less than 4 hours, whichever is lower	
	Configurable, Without the use of tools, to facilitate a plug connection for Level 1 and 2	Cords can be changed without the use of tools.
Downgrade the amperage during charging	AC Level 1 – Selectable to charge at 12A or 8A	8A and 12A plugs are provided separately.
	AC Level 2 – Selectable to charge at 24A or 16A	16A and 24A plugs are provided separately.
	User selection feature is integrated into the cord or in the vehicle itself	AC Level 1 and 2 cords can be changed without the use of tools.
Tested and listed by a NRTL, (UL)2594		Certificate Number: UL-US-2347109-3 (see attachment below)



Certificate of Compliance

Certificate: 80231735

Master Contract: 301412

Project: 80231735

Date Issued: November 4, 2025

Issued To: Kyungshin Corporation
98, Gaetbeol-ro
Yeonsu-gu, Incheon, 21999
South Korea

The products listed below are eligible to bear the CSA Mark shown with adjacent indicators 'C' and 'US' for Canada and US or with adjacent indicator 'US' for US only or without either indicator for Canada only.



Issued by: *Wayne Wang*
Wayne Wang

PRODUCTS

CLASS - C531112 - POWER SUPPLIES Systems Equipment for Electric Vehicles

CLASS - C531192 - POWER SUPPLIES Electric Vehicle Chargers/Systems - Certified to US Standards

Electric Vehicle Supply Equipment (EVSE)				
Model (function box):	91996-XAAB0		91996-XAAG0	
Model (Adapter/Cord set):	HC-EVUX	HC-EVU2X	HC-EVUX	HC-EVU2X
NEMA Plug Config. For Adapte:	5-15P	14-50P	5-15P	14-50P
Nominal Input / Output voltage (Vac):	120 Vac	240 Vac	120 Vac	240 Vac
Nominal input frequency (Hz):	60 Hz			
Max. continuous input/output current (A):	12 A	30 A	12 A	30 A



Certificate: 80231735
Project: 80231735

Master Contract: 301412
Date Issued: November 4, 2025

Max. continuous input/output power (kW):	1.44 kW	7.2 kW	1.44 kW	7.2 kW
Supported Charging connector Types:	J1772	J1772	NACS	NACS
Length of EV cable (m):	Max. 6.1 m			
Overcurrent protection associated with the branch circuit for field installation	15 A, 2P	37.5 A, 2P	15 A, 2P	37.5 A, 2P
Operating ambient temperatures:	-40 °C to +50 °C			
Enclosure type:	Type 6			
*Note:				
1. This product is in same family with the models listed on 91996-GI020. Report number 80061004. The components and construction are similar if not specified.				

APPLICABLE REQUIREMENTS

*UL 2594	-	Electric Vehicle Supply Equipment (Third Edition, Dated December 15, 2022)
*CSA C22.2 No. 280-22	-	Electric vehicle supply equipment
*Note:		
(1)	Conformity to UL 2594 (Third Edition, Dated December 15, 2022), includes compliance with applicable requirements of UL 2231-1 (Second Edition, Dated September 16, 2021) and UL 2231-2 (Second Edition, Dated December 15, 2020);	
(2)	Conformity to CSA C22.2 No. 280-22, includes compliance with applicable requirements of CSA C22.2 No. 281.1-12 (reaffirmed 2022) and CSA C22.2 No. 281.2-12 (reaffirmed 2017);	
(3)	The functional safety has been evaluated according to applicable requirements of UL 1998 (Edition 3), UL 991 (Edition 3) and CSA C22.2 No. 0.8:19 as required by the end product standards.	

Notes:

Products certified under Class C531112 have been certified under CSA’s ISO/IEC 17065 accreditation with the Standards Council of Canada (SCC). www.scc.ca	
---	--



Supplement to Certificate of Compliance

Certificate: 80231735

Master Contract: 301412

The products listed, including the latest revision described below, are eligible to be marked in accordance with the referenced Certificate.

Product Certification History

Project	Date	Description
80231735	November 4, 2025	Original cCSAus Certification. Electric Vehicle Supply Equipment, cord set, intended for indoor or outdoor use, Model: 91996-XAAG0 and 91996-XAAB0 (Two models are the same except for the type of supported charging connector.) APT Qualification Assessed

Certificate of Compliance

Certificate Number:

UL-US-2347109-3

Report Reference:

E336193-20231206

Issue Date:

2024-09-09

Issued to:

**Webasto Charging Systems Inc. dba Ampure
1333 S Mayflower Ave, Suite 100 Monrovia, CA 91016
United States**

This certificate confirms that representative samples of:
FFWA - Electric Vehicle Supply Equipment

See Addendum Page for Product Designation(s).

Have been evaluated by UL in accordance with the Standard(s) indicated on this Certificate.

UL 2594, 3rd Ed., Issue Date: 2022-12-15

Additional Information:

See UL Product iQ® at <https://iq.ulprospector.com> for additional information.

This Certificate of Compliance indicates that representative samples of the product described in the certification report have met the requirements for UL certification. It does not provide authorization to apply the UL Mark. Only the Authorization Page that references the Follow-Up Services Procedure for ongoing surveillance provides authorization to apply the UL Mark.

Only those products bearing the UL Mark should be considered as being UL Certified and covered under UL's Follow-Up Services.

Look for the UL Certification Mark on the product.



A handwritten signature in black ink, appearing to read 'David Picuch'.

David Picuch
UL Mark Certification Program Owner

16.13.00**ZEV Compliance**

Subconfiguration	Certification Range Value (Combined, unadjusted)	ZEV value
GV60 AWD with 19"	409.429 mi	1.00
GV60 AWD Advanced with 20"	390.397 mi	1.00

16.13.01 Battery Specific Energy

Total Battery System Specific Energy Density (Whr/Kg)

= Total Battery System Voltage * C/3 discharge rate / Total Weight of Battery System

= 697 (V) * 120.6 (Ah) / 480.3 (Kg)

= 175.0 (Whr/Kg)

16.14.00 ZEV/PHEV Test Methodology and Test Results

For details of intermediate and final measured or calculated values used per the 2026+ ZEV and PHEV Test Procedures to calculate cycle specific emissions, energy consumption, and range values, Please refer to Certification Summary Information in 07.01.

BEV:

- Test methodology used: Multi-cycle test (SAE J1634 2021 version)
- Constant speed cycle:

<AWD 20inch>

	CSCm	CSCe
Speed(mph)	65	65
Time(h:m)	3:28	0:24
Distance(mi)	225.135	25.390

<AWD 19inch>

	CSCm	CSCe
Speed(mph)	65	65
Time(h:m)	3:34	0:29
Distance(mi)	231.569	30.428

16.14.01 Vehicle, Fuel Cell, and Battery Break-in Periods Used Prior to Testing

Vehicle, fuel cell, and battery break-ins were performed on the actual vehicle in SRC mode on a dynamometer at over 2000 miles.

JW1-KU5SSER019A : 2008 miles

16.15.00 Battery State of Health and Usable Battery Energy

1. Cycle Testing Method

Cycle testing evaluates the degradation and lifespan of a battery through repeated charge and discharge processes.

1) Cycle Test : Charging and discharging to reach the mileage corresponding to the development goal under the specified test conditions. Driving distance is derived from the amount of discharge energy used(kwh) and the MPGe of the vehicle

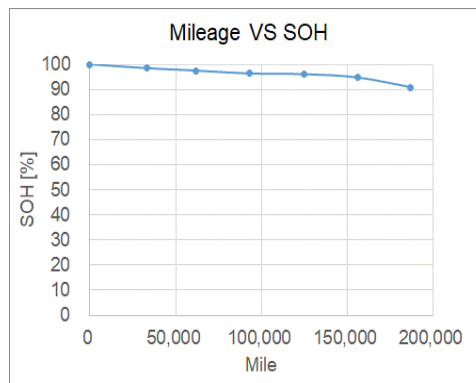
2) SOH degradation Test : Degradation calculated by measuring capacity through charging/discharging of 1/3C at each specified mileage point

Test Procedure

- 1) Charge and discharge the battery within a specified SOC/voltage range.
- 2) Allow a rest period after each cycle.
- 3) Periodically conduct capacity test (e.g., every 100 cycles).

2. Expected battery degradation: State of health

Mile ¹⁾	Year*	SOH(%)	UBE(kWh)
0	0.0	100.0	85.4**
33,000	2.2	98.5	
62,000	4.1	97.5	
93,000	6.2	96.3	
125,000	8.3	96.0	
156,000	10.4	94.7	
187,000	12.5	90.7	78.7***



* Year converted from miles using a factor of 15,000miles per year.

** Certified UBE tested with the JW PE EV

*** UBE value has been calculated by using EV9 long range's UBE-SOH ratio

1) Miles converted from the accumulative energy in the charge/discharge cycle life test results using a factor of 136.9MPGe. (AWD 20inch, worst case)

Specification	AWD 19inch	AWD 20inch
MPGe (Multi-Cycle Test)	143.4	136.9

3. Correlation between Usable Battery Energy (UBE) and State of Health (SOH)

Usable battery energy and state of health have the following correlation.

$$\frac{\text{Expected UBE}}{\text{Certified UBE} \times \text{SOH}} \approx 1.0165$$

This ratio has been derived from MV (EV9 long range)'s UBE test results.

16.16.00 Propulsion-related Parts and Battery Warranty

All propulsion-related parts and batteries meet the warranty requirements of CCR, title 13, section 1962.8.

For details, please refer to the Warranty Booklet in the Common Section.

16.17.00 Battery Label


1. Label Size and Location: 50 x 40 mm (PE room / Battery pack)
45 x 30 mm (Battery module)

2. Label sample


Vehicle label (PE room)



Battery pack label



Battery module label



VHYXV00.0301 - Hyundai GV60 AWD – Part 1

Issued : 01-20-2026

Revised: 02-13-2026

16.18.00 Instructions and Information Provided to the Vehicle Owners

Please refer to Common Section 16.18.00.

16.19.00 Data Standardization Requirements (ZEV only)

Please refer to Common Section 16.19.00.

16.20.00 Communication protocol to an Off-board Tool (ZEV only)

For communication of the required standardized data to an off-board tool, per CCR, title 13, section 1962.5., UDSonCAN protocol is used to report all required messages.

17.00.00 Service of Process

Please refer to Common Section 01.00.

18.00.00 Attachment

1. CSI Report

Certification Summary Information Report

Test Group	VHYXV00.0301	Evaporative/Refueling Family	--
-------------------	--------------	-------------------------------------	----

Models Covered by this Certificate

Carline Manufacturer	Division	Carline	Certification Region Code(s)	Drive System	Trans - Type	- # of Gears	Trans - Lockup
Hyundai Motor Company	2 - GENESIS	202 - GV60 AWD Advanced with 20"	California + CAA Section 177 states	All Wheel Drive	Automatic	1	No
Hyundai Motor Company	2 - GENESIS	201 - GV60 AWD with 19"	Federal	All Wheel Drive	Automatic	1	No
Hyundai Motor Company	2 - GENESIS	201 - GV60 AWD with 19"	California + CAA Section 177 states	All Wheel Drive	Automatic	1	No
Hyundai Motor Company	2 - GENESIS	202 - GV60 AWD Advanced with 20"	Federal	All Wheel Drive	Automatic	1	No

Engine Description

Hybrid Type	--	Hybrid Description	--
Engine Type	--	Mfr Engine Description	--
Engine Block Arrangement	--	Mfr Engine Block Arrangement Description	--
Camless Valvetrain Indicator	--	Oil Viscosity/Classification	
Number of Cylinders/Rotors	--	Mechanically Variable Compression Ratio Indicator	--

After Treatment Device(s) (ATD)

Mfr After Treatment Device (ATD) Comments	--
Direct Ozone Reduction (DOR) Device	--
Mfr Emission Control Device Comments	--

Official Test Numbers

Test Group	Fuel	FTP	US06	SC03	Cold CO	Highway	EPA City Litmus Value	EPA City Litmus Threshold	EPA Highway Litmus Value	EPA Highway Litmus Threshold	CREE Weighting Factor
Electricity		--	--	--	--	--	--	--	--	--	--

Certification Summary Information Report

Test Group	VHYXV00.0301	Evaporative/Refueling Family	--
Hybrid Electric Vehicle And Fuel Cell Information			
Rechargeable Energy Storage System	Battery(s)	Rechargeable Energy Storage System, if Other	--
Battery Type	Lithium Ion	Number of Battery Packs	1
Total Voltage of Battery Packs	697	Battery Energy Capacity	120.6
Battery Specific Energy	175.6	Battery Charger Type	Both
Number of Capacitors	--	Capacitor Rating (In Farads)	--
Mfr Capacitor Comments	--		
Hydraulic System Description	--		
Regenerative Braking Type	Electrical Regen Brake		
Regenerative Braking Source	Both	Driver Controlled Regenerative Braking	Yes
Mfr Regenerative Braking Description	--		
Drive Motor(s)/Generator(s)	2		
Motor/Generator Type 1	IPMSM	Rated Motor/Generator Power	160
Motor/Generator Type 2	IPMSM	Rated Motor/Generator Power	74
Mfr Fuel Cell Description	--		
Fuel Cell On-Board H2 Storage Capacity (kg)	--	Usable H2 Fill Capacity (kg)	--
Mfr Hybrid Electric/ Electric Vehicle Comments	IPMSM : Interior Permanent Magnet Synchronous Motor		

Certification Summary Information Report

Test Group	VHYXV00.0301	Evaporative/Refueling Family	--
-------------------	--------------	-------------------------------------	----

Emission Data Vehicle Information

Vehicle ID / Configuration	JW1-KU5SSER019A / 0	Manufacturer Vehicle Configuration Number	0
Original Test Group Name	THYXV00.0301	Original Evaporative/Refueling Family	--
Original Test Vehicle Model Year	2026		
Vehicle Model			
Represented Test Vehicle Make	Genesis	Represented Test Vehicle Model	GV60 AWD with 19"

Leak Family Details

Leak Family Identifier	--	Leak Family Name	--
------------------------	----	------------------	----

Drive Sources and Fuel System Details

Drive Source and Fuel#	Drive Source	Fuel
1	Electric Motor	Electricity

Hybrid Indicator	No	Multiple Fuel Combustion	--
Multiple Fuel Storage	--	Rechargeable Energy Storage System Indicator	Yes
Fuel Cell Indicator	No	Rechargeable Energy Storage System, if 'Other'	--
Rechargeable Energy Storage System	Battery(s)		
Off-board charge Capable Indicator	Yes	Odometer Correction Factor	0.9979
Odometer Correction -- Initial	0	+ = System Miles is equal to (Test odometer reading * Correction factor) + Initial system miles	
Odometer Correction Sign	+ = System Miles is equal to (Test odometer reading * Correction factor) + Initial system miles		
Odometer Correction Units	Miles	Rated Horsepower	314
Engine Code	EM07	Air Aspiration Method, if 'Other'	
Displacement (liters)	0.001	Air Aspiration Device Configuration	--
Air Aspiration Method	Naturally Aspirated	Drive Mode While Testing	All Wheel Drive
Number of Air Aspiration Devices	--	Aged Emission Components	4,000 (mi)
Charge Air Cooler Type	--	Equivalent Test Weight (pounds)	5000
Shift Indicator Light Usage	Not equipped	N/V Ratio	127.1
Curb Weight (lbs)	4729	# of Transmission Gears	1
GVWR (lbs)	5776	Creeper Gear	No
Axle Ratio	4.71		
Transmission Type	Automatic		
Transmission Lockup	No		

Dynamometer Coefficients:

Coefficient Category	Target Coefficients			Set Coefficients			EPA Calculated Total Road Load Horse Power for City/Highway/Evap Coefficients
	A (lbf)	B (lbf/mph)	C (lbf/mph**2)	A (lbf)	B (lbf/mph)	C (lbf/mph**2)	
City/Highway/Evap	36.257	0.00637	0.021685	1.689	0.00261	0.019423	12.1

Emission Control Device Comments This vehicle have two motors (front : 99hp / rear : 215hp)

Certification Summary Information Report

Test Group	VHYXV00.0301	Evaporative/Refueling Family	--
Manufacturer Test Vehicle Comments	GV60(JW) 2 motors(73.9kW+160kW)19in.		

Certification Summary Information Report

Test Group	VHYXV00.0301	Evaporative/Refueling Family	--
Test #	THYX10089336	Test Procedure	77 - Multi-Cycle Test (MCT)
Exhaust Test # for this Evap Test	--	Test Fuel Type	62 - Electricity
Test Date	02/11/2025	Fuel	Electricity
Fuel Batch ID	--	Fuel Calibration Number	--
Vehicle Class	LDV/Passenger Car	DF Type	Mfr. Determined
Verify Test Lab ID	772-1, Jangduck-Dong		
E10 Evaporative Test Measurement Method	--		
Test Start Odometer Reading	3337	Odometer Units	M
4WD Test Dyno	Yes	Diesel Adjustment Factor Usage	--
State of Charge Delta	Yes		
Drive Cycle Speed Tolerance Criteria	Used Part 1066 (+/- 2.0 mph, +/- 1.0 sec)	Road Speed Fan Usage	Yes
PHEV/EV Charge Depleting Test Information			
Recharge Event Voltage	220	Recharge Event Energy (kiloWatt-hours)	95.7906
Charge Depleting Range (Calculated miles)	434.949	Charge Depleting Range (Actual miles)	434.949
Charge Depleting Range Highway (Calculated miles)	378.236	Derived 5-Cycle Coefficient Model Year	--
All Electric Range Unadjusted (miles)	--	Equivalent All Electric Range (miles)	434.949
Number of Charge Depleting Bags/Phases Conducted	8	Transition Bag/Phase Number	--
Charge Depleting Bag/Phase #1			
Test Result/Emission Name		Unrounded Test Result	
Actual Distance Driven (miles)		7.443	
Carbon Monoxide		0	
Carbon-Related Exhaust Emissions		0	
Drive Trace Absolute Speed Change Rating		-1.11	
Drive Trace Energy Economy Rating		-1.18	
Drive Trace Inertia Work Ratio Rating		-0.78	
Integrated DC KW-HRS		1.55637	
Manufacturer Fuel Economy		20.91052	
Charge Depleting Bag/Phase #2			

Certification Summary Information Report

Test Group	VHYXV00.0301	Evaporative/Refueling Family	--																		
<table border="1"> <thead> <tr> <th>Test Result/Emission Name</th> <th>Unrounded Test Result</th> </tr> </thead> <tbody> <tr> <td>Actual Distance Driven (miles)</td> <td>10.254</td> </tr> <tr> <td>Carbon Monoxide</td> <td>0</td> </tr> <tr> <td>Carbon-Related Exhaust Emissions</td> <td>0</td> </tr> <tr> <td>Drive Trace Absolute Speed Change Rating</td> <td>3.25</td> </tr> <tr> <td>Drive Trace Energy Economy Rating</td> <td>0.43</td> </tr> <tr> <td>Drive Trace Inertia Work Ratio Rating</td> <td>4.29</td> </tr> <tr> <td>Integrated DC KW-HRS</td> <td>2.34412</td> </tr> <tr> <td>Manufacturer Fuel Economy</td> <td>22.860542</td> </tr> </tbody> </table>				Test Result/Emission Name	Unrounded Test Result	Actual Distance Driven (miles)	10.254	Carbon Monoxide	0	Carbon-Related Exhaust Emissions	0	Drive Trace Absolute Speed Change Rating	3.25	Drive Trace Energy Economy Rating	0.43	Drive Trace Inertia Work Ratio Rating	4.29	Integrated DC KW-HRS	2.34412	Manufacturer Fuel Economy	22.860542
Test Result/Emission Name	Unrounded Test Result																				
Actual Distance Driven (miles)	10.254																				
Carbon Monoxide	0																				
Carbon-Related Exhaust Emissions	0																				
Drive Trace Absolute Speed Change Rating	3.25																				
Drive Trace Energy Economy Rating	0.43																				
Drive Trace Inertia Work Ratio Rating	4.29																				
Integrated DC KW-HRS	2.34412																				
Manufacturer Fuel Economy	22.860542																				
Charge Depleting Bag/Phase #3																					
<table border="1"> <thead> <tr> <th>Test Result/Emission Name</th> <th>Unrounded Test Result</th> </tr> </thead> <tbody> <tr> <td>Actual Distance Driven (miles)</td> <td>7.445</td> </tr> <tr> <td>Carbon Monoxide</td> <td>0</td> </tr> <tr> <td>Carbon-Related Exhaust Emissions</td> <td>0</td> </tr> <tr> <td>Drive Trace Absolute Speed Change Rating</td> <td>-1.29</td> </tr> <tr> <td>Drive Trace Energy Economy Rating</td> <td>-1.42</td> </tr> <tr> <td>Drive Trace Inertia Work Ratio Rating</td> <td>-0.99</td> </tr> <tr> <td>Integrated DC KW-HRS</td> <td>1.48178</td> </tr> <tr> <td>Manufacturer Fuel Economy</td> <td>19.903022</td> </tr> </tbody> </table>				Test Result/Emission Name	Unrounded Test Result	Actual Distance Driven (miles)	7.445	Carbon Monoxide	0	Carbon-Related Exhaust Emissions	0	Drive Trace Absolute Speed Change Rating	-1.29	Drive Trace Energy Economy Rating	-1.42	Drive Trace Inertia Work Ratio Rating	-0.99	Integrated DC KW-HRS	1.48178	Manufacturer Fuel Economy	19.903022
Test Result/Emission Name	Unrounded Test Result																				
Actual Distance Driven (miles)	7.445																				
Carbon Monoxide	0																				
Carbon-Related Exhaust Emissions	0																				
Drive Trace Absolute Speed Change Rating	-1.29																				
Drive Trace Energy Economy Rating	-1.42																				
Drive Trace Inertia Work Ratio Rating	-0.99																				
Integrated DC KW-HRS	1.48178																				
Manufacturer Fuel Economy	19.903022																				
Charge Depleting Bag/Phase #4																					
<table border="1"> <thead> <tr> <th>Test Result/Emission Name</th> <th>Unrounded Test Result</th> </tr> </thead> <tbody> <tr> <td>Actual Distance Driven (miles)</td> <td>231.569</td> </tr> <tr> <td>Carbon Monoxide</td> <td>0</td> </tr> <tr> <td>Carbon-Related Exhaust Emissions</td> <td>0</td> </tr> <tr> <td>Drive Trace Absolute Speed Change Rating</td> <td>0</td> </tr> <tr> <td>Drive Trace Energy Economy Rating</td> <td>0</td> </tr> <tr> <td>Drive Trace Inertia Work Ratio Rating</td> <td>0</td> </tr> <tr> <td>Integrated DC KW-HRS</td> <td>66.177074</td> </tr> <tr> <td>Manufacturer Fuel Economy</td> <td>28.577691</td> </tr> </tbody> </table>				Test Result/Emission Name	Unrounded Test Result	Actual Distance Driven (miles)	231.569	Carbon Monoxide	0	Carbon-Related Exhaust Emissions	0	Drive Trace Absolute Speed Change Rating	0	Drive Trace Energy Economy Rating	0	Drive Trace Inertia Work Ratio Rating	0	Integrated DC KW-HRS	66.177074	Manufacturer Fuel Economy	28.577691
Test Result/Emission Name	Unrounded Test Result																				
Actual Distance Driven (miles)	231.569																				
Carbon Monoxide	0																				
Carbon-Related Exhaust Emissions	0																				
Drive Trace Absolute Speed Change Rating	0																				
Drive Trace Energy Economy Rating	0																				
Drive Trace Inertia Work Ratio Rating	0																				
Integrated DC KW-HRS	66.177074																				
Manufacturer Fuel Economy	28.577691																				
Charge Depleting Bag/Phase #5																					

Certification Summary Information Report

Test Group	VHYXV00.0301	Evaporative/Refueling Family	--																		
<table border="1"> <thead> <tr> <th>Test Result/Emission Name</th> <th>Unrounded Test Result</th> </tr> </thead> <tbody> <tr> <td>Actual Distance Driven (miles)</td> <td>7.446</td> </tr> <tr> <td>Carbon Monoxide</td> <td>0</td> </tr> <tr> <td>Carbon-Related Exhaust Emissions</td> <td>0</td> </tr> <tr> <td>Drive Trace Absolute Speed Change Rating</td> <td>-1.45</td> </tr> <tr> <td>Drive Trace Energy Economy Rating</td> <td>-1.53</td> </tr> <tr> <td>Drive Trace Inertia Work Ratio Rating</td> <td>-1.17</td> </tr> <tr> <td>Integrated DC KW-HRS</td> <td>1.445323</td> </tr> <tr> <td>Manufacturer Fuel Economy</td> <td>19.410731</td> </tr> </tbody> </table>				Test Result/Emission Name	Unrounded Test Result	Actual Distance Driven (miles)	7.446	Carbon Monoxide	0	Carbon-Related Exhaust Emissions	0	Drive Trace Absolute Speed Change Rating	-1.45	Drive Trace Energy Economy Rating	-1.53	Drive Trace Inertia Work Ratio Rating	-1.17	Integrated DC KW-HRS	1.445323	Manufacturer Fuel Economy	19.410731
Test Result/Emission Name	Unrounded Test Result																				
Actual Distance Driven (miles)	7.446																				
Carbon Monoxide	0																				
Carbon-Related Exhaust Emissions	0																				
Drive Trace Absolute Speed Change Rating	-1.45																				
Drive Trace Energy Economy Rating	-1.53																				
Drive Trace Inertia Work Ratio Rating	-1.17																				
Integrated DC KW-HRS	1.445323																				
Manufacturer Fuel Economy	19.410731																				
Charge Depleting Bag/Phase #6																					
<table border="1"> <thead> <tr> <th>Test Result/Emission Name</th> <th>Unrounded Test Result</th> </tr> </thead> <tbody> <tr> <td>Actual Distance Driven (miles)</td> <td>10.254</td> </tr> <tr> <td>Carbon Monoxide</td> <td>0</td> </tr> <tr> <td>Carbon-Related Exhaust Emissions</td> <td>0</td> </tr> <tr> <td>Drive Trace Absolute Speed Change Rating</td> <td>3.59</td> </tr> <tr> <td>Drive Trace Energy Economy Rating</td> <td>0.45</td> </tr> <tr> <td>Drive Trace Inertia Work Ratio Rating</td> <td>4.77</td> </tr> <tr> <td>Integrated DC KW-HRS</td> <td>2.284888</td> </tr> <tr> <td>Manufacturer Fuel Economy</td> <td>22.282894</td> </tr> </tbody> </table>				Test Result/Emission Name	Unrounded Test Result	Actual Distance Driven (miles)	10.254	Carbon Monoxide	0	Carbon-Related Exhaust Emissions	0	Drive Trace Absolute Speed Change Rating	3.59	Drive Trace Energy Economy Rating	0.45	Drive Trace Inertia Work Ratio Rating	4.77	Integrated DC KW-HRS	2.284888	Manufacturer Fuel Economy	22.282894
Test Result/Emission Name	Unrounded Test Result																				
Actual Distance Driven (miles)	10.254																				
Carbon Monoxide	0																				
Carbon-Related Exhaust Emissions	0																				
Drive Trace Absolute Speed Change Rating	3.59																				
Drive Trace Energy Economy Rating	0.45																				
Drive Trace Inertia Work Ratio Rating	4.77																				
Integrated DC KW-HRS	2.284888																				
Manufacturer Fuel Economy	22.282894																				
Charge Depleting Bag/Phase #7																					
<table border="1"> <thead> <tr> <th>Test Result/Emission Name</th> <th>Unrounded Test Result</th> </tr> </thead> <tbody> <tr> <td>Actual Distance Driven (miles)</td> <td>7.448</td> </tr> <tr> <td>Carbon Monoxide</td> <td>0</td> </tr> <tr> <td>Carbon-Related Exhaust Emissions</td> <td>0</td> </tr> <tr> <td>Drive Trace Absolute Speed Change Rating</td> <td>-1.46</td> </tr> <tr> <td>Drive Trace Energy Economy Rating</td> <td>-1.43</td> </tr> <tr> <td>Drive Trace Inertia Work Ratio Rating</td> <td>-1.01</td> </tr> <tr> <td>Integrated DC KW-HRS</td> <td>1.452371</td> </tr> <tr> <td>Manufacturer Fuel Economy</td> <td>19.500148</td> </tr> </tbody> </table>				Test Result/Emission Name	Unrounded Test Result	Actual Distance Driven (miles)	7.448	Carbon Monoxide	0	Carbon-Related Exhaust Emissions	0	Drive Trace Absolute Speed Change Rating	-1.46	Drive Trace Energy Economy Rating	-1.43	Drive Trace Inertia Work Ratio Rating	-1.01	Integrated DC KW-HRS	1.452371	Manufacturer Fuel Economy	19.500148
Test Result/Emission Name	Unrounded Test Result																				
Actual Distance Driven (miles)	7.448																				
Carbon Monoxide	0																				
Carbon-Related Exhaust Emissions	0																				
Drive Trace Absolute Speed Change Rating	-1.46																				
Drive Trace Energy Economy Rating	-1.43																				
Drive Trace Inertia Work Ratio Rating	-1.01																				
Integrated DC KW-HRS	1.452371																				
Manufacturer Fuel Economy	19.500148																				
Charge Depleting Bag/Phase #8																					

Certification Summary Information Report

Test Group	VHYXV00.0301	Evaporative/Refueling Family	--
	Test Result/Emission Name	Unrounded Test Result	
	Actual Distance Driven (miles)	30.428	
	Carbon Monoxide	0	
	Carbon-Related Exhaust Emissions	0	
	Drive Trace Absolute Speed Change Rating	0	
	Drive Trace Energy Economy Rating	0	
	Drive Trace Inertia Work Ratio Rating	0	
	Integrated DC KW-HRS	8.632232	
	Manufacturer Fuel Economy	28.368851	
Manufacturer Test Comments	JW EV PE AWD 19in MCT test.		

Certification Summary Information Report

Test Group		VHYXV00.0301				Evaporative/Refueling Family					--	
Certification Region	Useful Life	Standard Level	Emission Name	Rounded Result	RAF	NMOG/NM HC Ratio	Diesel Adjustment Factor	Add DF	Mult DF	Certification Level	Standard	Pass/Fail
Fed	150,000 miles	Federal Tier 3 Bin 0	CO	0.0	--	--	--	0	--	0	0	Pass
Fed	150,000 miles	Federal Tier 3 Bin 0	CO	0.0	--	--	--	0	--	0	0	Pass
Fed	150,000 miles	Federal Tier 3 Bin 0	CO	0.0	--	--	--	0	--	0	0	Pass
Fed	150,000 miles	Federal Tier 3 Bin 0	CO	0.0	--	--	--	0	--	0	0	Pass
Fed	150,000 miles	Federal Tier 3 Bin 0	CO	0.0	--	--	--	0	--	0	0	Pass
Fed	150,000 miles	Federal Tier 3 Bin 0	CO	0.0	--	--	--	0	--	0	0	Pass
Fed	150,000 miles	Federal Tier 3 Bin 0	CO	0.0	--	--	--	0	--	0	0	Pass
Fed	150,000 miles	Federal Tier 3 Bin 0	CO	0.0	--	--	--	0	--	0	0	Pass
Fed	150,000 miles	Federal Tier 3 Bin 0	CREE	0	--	--	--	0	--	0	--	--
Fed	150,000 miles	Federal Tier 3 Bin 0	CREE	0	--	--	--	0	--	0	--	--
Fed	150,000 miles	Federal Tier 3 Bin 0	CREE	0	--	--	--	0	--	0	--	--
Fed	150,000 miles	Federal Tier 3 Bin 0	CREE	0	--	--	--	0	--	0	--	--
Fed	150,000 miles	Federal Tier 3 Bin 0	CREE	0	--	--	--	0	--	0	--	--
Fed	150,000 miles	Federal Tier 3 Bin 0	CREE	0	--	--	--	0	--	0	--	--
Fed	150,000 miles	Federal Tier 3 Bin 0	CREE	0	--	--	--	0	--	0	--	--
Fed	150,000 miles	Federal Tier 3 Bin 0	CREE	0	--	--	--	0	--	0	--	--
CA	150,000 miles	California ZEV	CO	0.0	--	--	--	0	--	0	0	Pass
CA	150,000 miles	California ZEV	CO	0.0	--	--	--	0	--	0	0	Pass
CA	150,000 miles	California ZEV	CO	0.0	--	--	--	0	--	0	0	Pass
CA	150,000 miles	California ZEV	CO	0.0	--	--	--	0	--	0	0	Pass
CA	150,000 miles	California ZEV	CO	0.0	--	--	--	0	--	0	0	Pass
CA	150,000 miles	California ZEV	CO	0.0	--	--	--	0	--	0	0	Pass
CA	150,000 miles	California ZEV	CO	0.0	--	--	--	0	--	0	0	Pass
CA	150,000 miles	California ZEV	CO	0.0	--	--	--	0	--	0	0	Pass
CA	150,000 miles	California ZEV	CREE	0	--	--	--	0	--	0	--	--
CA	150,000 miles	California ZEV	CREE	0	--	--	--	0	--	0	--	--

Certification Summary Information Report

Test Group	VHYXV00.0301	Evaporative/Refueling Family	--
-------------------	--------------	-------------------------------------	----

Certification Region	Useful Life	Standard Level	Emission Name	Rounded Result	RAF	NMOG/NM HC Ratio	Diesel Adjustment Factor	Add DF	Mult DF	Certification Level	Standard	Pass/Fail
CA	150,000 miles	California ZEV	CREE	0	--	--	--	0	--	0	--	--
CA	150,000 miles	California ZEV	CREE	0	--	--	--	0	--	0	--	--
CA	150,000 miles	California ZEV	CREE	0	--	--	--	0	--	0	--	--
CA	150,000 miles	California ZEV	CREE	0	--	--	--	0	--	0	--	--
CA	150,000 miles	California ZEV	CREE	0	--	--	--	0	--	0	--	--
CA	150,000 miles	California ZEV	CREE	0	--	--	--	0	--	0	--	--

Certification Summary Information Report

Test Group	VHYXV00.0301	Evaporative/Refueling Family	--						
Emission Data Vehicle Information									
Vehicle ID / Configuration	JW1-KU5SSER019A / 1	Manufacturer Vehicle Configuration Number	0						
Original Test Group Name	THYXV00.0301	Original Evaporative/Refueling Family	--						
Original Test Vehicle Model Year	2026								
Vehicle Model									
Represented Test Vehicle Make	Genesis	Represented Test Vehicle Model	GV60 AWD Advanced with 20"						
Leak Family Details									
Leak Family Identifier	--	Leak Family Name	--						
Drive Sources and Fuel System Details									
<table border="1"> <thead> <tr> <th>Drive Source and Fuel#</th> <th>Drive Source</th> <th>Fuel</th> </tr> </thead> <tbody> <tr> <td>1</td> <td>Electric Motor</td> <td>Electricity</td> </tr> </tbody> </table>				Drive Source and Fuel#	Drive Source	Fuel	1	Electric Motor	Electricity
Drive Source and Fuel#	Drive Source	Fuel							
1	Electric Motor	Electricity							
Hybrid Indicator	No								
Multiple Fuel Storage	--	Multiple Fuel Combustion	--						
Fuel Cell Indicator	No	Rechargeable Energy Storage System Indicator	Yes						
Rechargeable Energy Storage System	Battery(s)	Rechargeable Energy Storage System, if 'Other'	--						
Off-board charge Capable Indicator	Yes								
Odometer Correction -- Initial	0	Odometer Correction Factor	0.9979						
Odometer Correction Sign	+ = System Miles is equal to (Test odometer reading * Correction factor) + Initial system miles								
Odometer Correction Units	Miles								
Engine Code	EM07	Rated Horsepower	314						
Displacement (liters)	0.001								
Air Aspiration Method	Naturally Aspirated	Air Aspiration Method, if 'Other'							
Number of Air Aspiration Devices	--	Air Aspiration Device Configuration	--						
Charge Air Cooler Type	--	Drive Mode While Testing	All Wheel Drive						
Shift Indicator Light Usage	Not equipped	Aged Emission Components	4,000 (mi)						
Curb Weight (lbs)	4773	Equivalent Test Weight (pounds)	5000						
GVWR (lbs)	5776	N/V Ratio	127						
Axle Ratio	4.71								
Transmission Type	Automatic	# of Transmission Gears	1						
Transmission Lockup	No	Creeper Gear	No						
Dynamometer Coefficients:									
Target Coefficients			Set Coefficients						
Coefficient Category	A (lbf)	B (lbf/mph)	C (lbf/mph**2)	A (lbf)	B (lbf/mph)	C (lbf/mph**2)	EPA Calculated Total Road Load Horse Power for City/Highway/Evap Coefficients		
City/Highway/Evap	36.851	0.1153	0.021312	-0.02	0.10641	0.018901	12.8		
Emission Control Device Comments				This vehicle have two motors (front : 99hp / rear : 215hp)					

Certification Summary Information Report

Test Group	VHYXV00.0301	Evaporative/Refueling Family	--
Manufacturer Test Vehicle Comments	GV60(JW) 2 motors(73.9kW+160kW)20in.		

Certification Summary Information Report

Test Group	VHYXV00.0301	Evaporative/Refueling Family	--
Test #	THYX10089334	Test Procedure	77 - Multi-Cycle Test (MCT)
Exhaust Test # for this Evap Test	--	Test Fuel Type	62 - Electricity
Test Date	02/09/2025	Fuel	Electricity
Fuel Batch ID	--	Fuel Calibration Number	--
Vehicle Class	LDV/Passenger Car	DF Type	Mfr. Determined
Verify Test Lab ID	772-1, Jangduck-Dong		
E10 Evaporative Test Measurement Method	--		
Test Start Odometer Reading	2809	Odometer Units	M
4WD Test Dyno	Yes	Diesel Adjustment Factor Usage	--
State of Charge Delta	Yes		
Drive Cycle Speed Tolerance Criteria	Used Part 1066 (+/- 2.0 mph, +/- 1.0 sec)	Road Speed Fan Usage	Yes

PHEV/EV Charge Depleting Test Information

Recharge Event Voltage	220	Recharge Event Energy (kiloWatt-hours)	95.6838
Charge Depleting Range (Calculated miles)	414.936	Charge Depleting Range (Actual miles)	414.936
Charge Depleting Range Highway (Calculated miles)	360.405	Derived 5-Cycle Coefficient Model Year	--
All Electric Range Unadjusted (miles)	--	Equivalent All Electric Range (miles)	414.936
Number of Charge Depleting Bags/Phases Conducted	8	Transition Bag/Phase Number	--

Charge Depleting Bag/Phase #1

Test Result/Emission Name	Unrounded Test Result
Actual Distance Driven (miles)	7.454
Carbon Monoxide	0
Carbon-Related Exhaust Emissions	0
Drive Trace Absolute Speed Change Rating	0
Drive Trace Energy Economy Rating	-0.58
Drive Trace Inertia Work Ratio Rating	0.34
Integrated DC KW-HRS	1.6317
Manufacturer Fuel Economy	21.891

Charge Depleting Bag/Phase #2

Certification Summary Information Report

Test Group	VHYXV00.0301	Evaporative/Refueling Family	--																		
<table border="1"> <thead> <tr> <th>Test Result/Emission Name</th> <th>Unrounded Test Result</th> </tr> </thead> <tbody> <tr> <td>Actual Distance Driven (miles)</td> <td>10.256</td> </tr> <tr> <td>Carbon Monoxide</td> <td>0</td> </tr> <tr> <td>Carbon-Related Exhaust Emissions</td> <td>0</td> </tr> <tr> <td>Drive Trace Absolute Speed Change Rating</td> <td>4.06</td> </tr> <tr> <td>Drive Trace Energy Economy Rating</td> <td>0.75</td> </tr> <tr> <td>Drive Trace Inertia Work Ratio Rating</td> <td>5.07</td> </tr> <tr> <td>Integrated DC KW-HRS</td> <td>2.4647</td> </tr> <tr> <td>Manufacturer Fuel Economy</td> <td>24.031</td> </tr> </tbody> </table>				Test Result/Emission Name	Unrounded Test Result	Actual Distance Driven (miles)	10.256	Carbon Monoxide	0	Carbon-Related Exhaust Emissions	0	Drive Trace Absolute Speed Change Rating	4.06	Drive Trace Energy Economy Rating	0.75	Drive Trace Inertia Work Ratio Rating	5.07	Integrated DC KW-HRS	2.4647	Manufacturer Fuel Economy	24.031
Test Result/Emission Name	Unrounded Test Result																				
Actual Distance Driven (miles)	10.256																				
Carbon Monoxide	0																				
Carbon-Related Exhaust Emissions	0																				
Drive Trace Absolute Speed Change Rating	4.06																				
Drive Trace Energy Economy Rating	0.75																				
Drive Trace Inertia Work Ratio Rating	5.07																				
Integrated DC KW-HRS	2.4647																				
Manufacturer Fuel Economy	24.031																				
Charge Depleting Bag/Phase #3																					
<table border="1"> <thead> <tr> <th>Test Result/Emission Name</th> <th>Unrounded Test Result</th> </tr> </thead> <tbody> <tr> <td>Actual Distance Driven (miles)</td> <td>7.453</td> </tr> <tr> <td>Carbon Monoxide</td> <td>0</td> </tr> <tr> <td>Carbon-Related Exhaust Emissions</td> <td>0</td> </tr> <tr> <td>Drive Trace Absolute Speed Change Rating</td> <td>-0.09</td> </tr> <tr> <td>Drive Trace Energy Economy Rating</td> <td>-0.5</td> </tr> <tr> <td>Drive Trace Inertia Work Ratio Rating</td> <td>0.5</td> </tr> <tr> <td>Integrated DC KW-HRS</td> <td>1.5601</td> </tr> <tr> <td>Manufacturer Fuel Economy</td> <td>20.932</td> </tr> </tbody> </table>				Test Result/Emission Name	Unrounded Test Result	Actual Distance Driven (miles)	7.453	Carbon Monoxide	0	Carbon-Related Exhaust Emissions	0	Drive Trace Absolute Speed Change Rating	-0.09	Drive Trace Energy Economy Rating	-0.5	Drive Trace Inertia Work Ratio Rating	0.5	Integrated DC KW-HRS	1.5601	Manufacturer Fuel Economy	20.932
Test Result/Emission Name	Unrounded Test Result																				
Actual Distance Driven (miles)	7.453																				
Carbon Monoxide	0																				
Carbon-Related Exhaust Emissions	0																				
Drive Trace Absolute Speed Change Rating	-0.09																				
Drive Trace Energy Economy Rating	-0.5																				
Drive Trace Inertia Work Ratio Rating	0.5																				
Integrated DC KW-HRS	1.5601																				
Manufacturer Fuel Economy	20.932																				
Charge Depleting Bag/Phase #4																					
<table border="1"> <thead> <tr> <th>Test Result/Emission Name</th> <th>Unrounded Test Result</th> </tr> </thead> <tbody> <tr> <td>Actual Distance Driven (miles)</td> <td>225.135</td> </tr> <tr> <td>Carbon Monoxide</td> <td>0</td> </tr> <tr> <td>Carbon-Related Exhaust Emissions</td> <td>0</td> </tr> <tr> <td>Drive Trace Absolute Speed Change Rating</td> <td>0</td> </tr> <tr> <td>Drive Trace Energy Economy Rating</td> <td>0</td> </tr> <tr> <td>Drive Trace Inertia Work Ratio Rating</td> <td>0</td> </tr> <tr> <td>Integrated DC KW-HRS</td> <td>66.7791</td> </tr> <tr> <td>Manufacturer Fuel Economy</td> <td>29.662</td> </tr> </tbody> </table>				Test Result/Emission Name	Unrounded Test Result	Actual Distance Driven (miles)	225.135	Carbon Monoxide	0	Carbon-Related Exhaust Emissions	0	Drive Trace Absolute Speed Change Rating	0	Drive Trace Energy Economy Rating	0	Drive Trace Inertia Work Ratio Rating	0	Integrated DC KW-HRS	66.7791	Manufacturer Fuel Economy	29.662
Test Result/Emission Name	Unrounded Test Result																				
Actual Distance Driven (miles)	225.135																				
Carbon Monoxide	0																				
Carbon-Related Exhaust Emissions	0																				
Drive Trace Absolute Speed Change Rating	0																				
Drive Trace Energy Economy Rating	0																				
Drive Trace Inertia Work Ratio Rating	0																				
Integrated DC KW-HRS	66.7791																				
Manufacturer Fuel Economy	29.662																				
Charge Depleting Bag/Phase #5																					

Certification Summary Information Report

Test Group	VHYXV00.0301	Evaporative/Refueling Family	--
-------------------	--------------	------------------------------	----

Test Result/Emission Name	Unrounded Test Result
Actual Distance Driven (miles)	7.455
Carbon Monoxide	0
Carbon-Related Exhaust Emissions	0
Drive Trace Absolute Speed Change Rating	-0.03
Drive Trace Energy Economy Rating	-0.51
Drive Trace Inertia Work Ratio Rating	0.39
Integrated DC KW-HRS	1.5157
Manufacturer Fuel Economy	20.331

Charge Depleting Bag/Phase #6

Test Result/Emission Name	Unrounded Test Result
Actual Distance Driven (miles)	10.258
Carbon Monoxide	0
Carbon-Related Exhaust Emissions	0
Drive Trace Absolute Speed Change Rating	4.2
Drive Trace Energy Economy Rating	0.76
Drive Trace Inertia Work Ratio Rating	5.24
Integrated DC KW-HRS	2.395
Manufacturer Fuel Economy	23.348

Charge Depleting Bag/Phase #7

Test Result/Emission Name	Unrounded Test Result
Actual Distance Driven (miles)	7.455
Carbon Monoxide	0
Carbon-Related Exhaust Emissions	0
Drive Trace Absolute Speed Change Rating	-0.04
Drive Trace Energy Economy Rating	-0.63
Drive Trace Inertia Work Ratio Rating	0.33
Integrated DC KW-HRS	1.52
Manufacturer Fuel Economy	20.389

Charge Depleting Bag/Phase #8

Certification Summary Information Report

Test Group	VHYXV00.0301	Evaporative/Refueling Family	--
-------------------	--------------	-------------------------------------	----

Test Result/Emission Name	Unrounded Test Result
Actual Distance Driven (miles)	25.39
Carbon Monoxide	0
Carbon-Related Exhaust Emissions	0
Drive Trace Absolute Speed Change Rating	0
Drive Trace Energy Economy Rating	0
Drive Trace Inertia Work Ratio Rating	0
Integrated DC KW-HRS	7.5119
Manufacturer Fuel Economy	29.586

Manufacturer Test Comments

JW EV PE AWD 20in MCT test.

Certification Summary Information Report

Test Group		VHYXV00.0301				Evaporative/Refueling Family				--		
Certification Region	Useful Life	Standard Level	Emission Name	Rounded Result	RAF	NMOG/NM HC Ratio	Diesel Adjustment Factor	Add DF	Mult DF	Certification Level	Standard	Pass/Fail
Fed	150,000 miles	Federal Tier 3 Bin 0	CO	0.0	--	--	--	0	--	0	0	Pass
Fed	150,000 miles	Federal Tier 3 Bin 0	CO	0.0	--	--	--	0	--	0	0	Pass
Fed	150,000 miles	Federal Tier 3 Bin 0	CO	0.0	--	--	--	0	--	0	0	Pass
Fed	150,000 miles	Federal Tier 3 Bin 0	CO	0.0	--	--	--	0	--	0	0	Pass
Fed	150,000 miles	Federal Tier 3 Bin 0	CO	0.0	--	--	--	0	--	0	0	Pass
Fed	150,000 miles	Federal Tier 3 Bin 0	CO	0.0	--	--	--	0	--	0	0	Pass
Fed	150,000 miles	Federal Tier 3 Bin 0	CO	0.0	--	--	--	0	--	0	0	Pass
Fed	150,000 miles	Federal Tier 3 Bin 0	CO	0.0	--	--	--	0	--	0	0	Pass
Fed	150,000 miles	Federal Tier 3 Bin 0	CREE	0	--	--	--	0	--	0	--	--
Fed	150,000 miles	Federal Tier 3 Bin 0	CREE	0	--	--	--	0	--	0	--	--
Fed	150,000 miles	Federal Tier 3 Bin 0	CREE	0	--	--	--	0	--	0	--	--
Fed	150,000 miles	Federal Tier 3 Bin 0	CREE	0	--	--	--	0	--	0	--	--
Fed	150,000 miles	Federal Tier 3 Bin 0	CREE	0	--	--	--	0	--	0	--	--
Fed	150,000 miles	Federal Tier 3 Bin 0	CREE	0	--	--	--	0	--	0	--	--
Fed	150,000 miles	Federal Tier 3 Bin 0	CREE	0	--	--	--	0	--	0	--	--
Fed	150,000 miles	Federal Tier 3 Bin 0	CREE	0	--	--	--	0	--	0	--	--
CA	150,000 miles	California ZEV	CO	0.0	--	--	--	0	--	0	0	Pass
CA	150,000 miles	California ZEV	CO	0.0	--	--	--	0	--	0	0	Pass
CA	150,000 miles	California ZEV	CO	0.0	--	--	--	0	--	0	0	Pass
CA	150,000 miles	California ZEV	CO	0.0	--	--	--	0	--	0	0	Pass
CA	150,000 miles	California ZEV	CO	0.0	--	--	--	0	--	0	0	Pass
CA	150,000 miles	California ZEV	CO	0.0	--	--	--	0	--	0	0	Pass
CA	150,000 miles	California ZEV	CO	0.0	--	--	--	0	--	0	0	Pass
CA	150,000 miles	California ZEV	CO	0.0	--	--	--	0	--	0	0	Pass
CA	150,000 miles	California ZEV	CREE	0	--	--	--	0	--	0	--	--
CA	150,000 miles	California ZEV	CREE	0	--	--	--	0	--	0	--	--

Certification Summary Information Report

Test Group		VHYXV00.0301				Evaporative/Refueling Family				--		
Certification Region	Useful Life	Standard Level	Emission Name	Rounded Result	RAF	NMOG/NM HC Ratio	Diesel Adjustment Factor	Add DF	Mult DF	Certification Level	Standard	Pass/Fail
CA	150,000 miles	California ZEV	CREE	0	--	--	--	0	--	0	--	--
CA	150,000 miles	California ZEV	CREE	0	--	--	--	0	--	0	--	--
CA	150,000 miles	California ZEV	CREE	0	--	--	--	0	--	0	--	--
CA	150,000 miles	California ZEV	CREE	0	--	--	--	0	--	0	--	--
CA	150,000 miles	California ZEV	CREE	0	--	--	--	0	--	0	--	--
CA	150,000 miles	California ZEV	CREE	0	--	--	--	0	--	0	--	--

Fuel Properties

Certification Summary Information Report

Test Group	VHYXV00.0301	Evaporative/Refueling Family	--						
Consolidated List of Standards									
Exhaust Standards									
Cert Region	Federal	Cert/In-Use Code	Cert						
Vehicle Class	LDV/Passenger Car	Standard Level	Federal Tier 3 Bin 0						
Fuel	Electricity	Test Procedure	Multi-Cycle Test (MCT)						
Useful Life	Emission Name	Rounded Result	RAF	NMOG / NMHC	Upward Diesel Adjustment Factor	Downward Diesel Adjustment Factor	Mult DF	Add DF	Std
150,000 miles	CO	--	--	--	--	--	--	0	0
150,000 miles	CREE	--	--	--	--	--	--	0	0
Exhaust Standards									
Cert Region	Federal	Cert/In-Use Code	Cert						
Vehicle Class	LDV/Passenger Car	Standard Level	Federal Tier 3 Bin 0						
Fuel	Electricity	Test Procedure	CVS 75 and later (w/o can. load)						
Useful Life	Emission Name	Rounded Result	RAF	NMOG / NMHC	Upward Diesel Adjustment Factor	Downward Diesel Adjustment Factor	Mult DF	Add DF	Std
150,000 miles	CO	--	--	--	--	--	--	0	0
Exhaust Standards									
Cert Region	California + CAA Section 177 states	Cert/In-Use Code	Cert						
Vehicle Class	LDV/Passenger Car	Standard Level	California ZEV						
Fuel	Electricity	Test Procedure	Multi-Cycle Test (MCT)						
Useful Life	Emission Name	Rounded Result	RAF	NMOG / NMHC	Upward Diesel Adjustment Factor	Downward Diesel Adjustment Factor	Mult DF	Add DF	Std
150,000 miles	CO	--	--	--	--	--	--	0	0
150,000 miles	CREE	--	--	--	--	--	--	0	0
Exhaust Standards									
Cert Region	California + CAA Section 177 states	Cert/In-Use Code	Cert						
Vehicle Class	LDV/Passenger Car	Standard Level	California ZEV						
Fuel	Electricity	Test Procedure	CVS 75 and later (w/o can. load)						
Useful Life	Emission Name	Rounded Result	RAF	NMOG / NMHC	Upward Diesel Adjustment Factor	Downward Diesel Adjustment Factor	Mult DF	Add DF	Std
150,000 miles	CO	--	--	--	--	--	--	0	0

Certification Summary Information Report

Test Group	VHYXV00.0301	Evaporative/Refueling Family	--
Glossary			
Useful Life			
4	4,000 miles	120	120,000 miles
50	50,000 miles	150	150,000 miles
100	100,000 miles		
Emission Name			
HC-TOTAL	Total Hydrocarbon	AS-VOLT	Average System Voltage
CO	Carbon Monoxide	CO2 BAG 1	Bag 1 Carbon Dioxide
CO2	Carbon dioxide	CO2 BAG 2	Bag 2 Carbon Dioxide
CREE	Carbon-Related Exhaust Emissions	CO2 BAG 3	Bag 3 Carbon Dioxide
OPT-CREE	Optional Carbon-Related Exhaust Emissions	CO2 BAG 4	Bag 4 Carbon Dioxide
NOX	Nitrogen Oxide	NMOG+NOX	Non-methane organic gases plus Nitrogen Oxides
PM	Particulate Matter	NMOG+NOX-COMP	SFTP Composite Non-methane Organic Gases + Nitrogen Oxides
PM-COMP	SFTP Composite Particulate Matter	DT-IWRR	Drive Trace Inertia Work Ratio Rating
HC-NM	Non-methane Hydrocarbon	DT-ASCR	Drive Trace Absolute Speed Change Rating
OMHCE	Organic material Hydrocarbon Equivalent	DT-EER	Drive Trace Energy Economy Rating
OMNMHCE	Organic material non-methane HC equivalent	COMB-CREE	Combined Carbon-Related Exhaust Emissions
NMOG	Non-methane organic gases	COMB-OPT-CREE	Combined Optional Carbon-Related Exhaust Emissions
HCHO	Formaldehyde	HC-TOTAL-EQUIV	Total Hydrocarbon equivalent - Evap only
H3C2HO	Acetaldehyde	METHANE-COMB	Combined CH4 for HD 2b/3 vehicles only
HC-NM+NOX	SFTP Non-methane Hydrocarbon + Nitrogen Oxides for US06 or SC03	N2O-COMB	Combined Nitrous Oxide for HD 2b/3 vehicles only
HC-NM+NOX-COMP	SFTP Composite Non-methane Hydrocarbon + Nitrogen Oxides	LEAK-DIA	Effective Leak Diameter (inches)
CO-COMP	SFTP Composite Carbon Monoxide	LEAK-GAS CAP	Gas Cap Leakage (cc/min)
ETHANOL	C2H5OH - Ethanol	CO2-COMB	Combined Carbon Dioxide for HD 2b/3 Vehicles Only
FE BAG 1	Bag 1 Fuel Economy	KW-HRS	Integrated DC KW-HRS
FE BAG 2	Bag 2 Fuel Economy	CH4 BAG 1	Bag 1 Methane
FE BAG 3	Bag 3 Fuel Economy	CH4 BAG 2	Bag 2 Methane
FE BAG 4	Bag 4 Fuel Economy	CH4 BAG 3	Bag 3 Methane
MFR FE	Manufacturer Fuel Economy	CH4 BAG 4	Bag 4 Methane
HC	Hydrocarbon for Running Loss and ORVR	CO BAG 1	Bag 1 Carbon Monoxide
METHANE	CH4 - Methane	CO BAG 2	Bag 2 Carbon Monoxide
METHANOL	CH3OH - Methanol	CO BAG 3	Bag 3 Carbon Monoxide
N2O	Nitrous Oxide	CO BAG 4	Bag 4 Carbon Monoxide
SPITBACK	Spitback Hydrocarbon in grams	NMOG BAG 1	Bag 1 Non-methane organic gases
AMP-HRS	Integrated Amp-hours	NMOG BAG 2	Bag 2 Non-methane organic gases
START-SOC	System Start State of Charge Watt-hours	NMOG BAG 3	Bag 3 Non-methane organic gases
END-SOC	System End State of Charge Watt-hours	NMOG BAG 4	Bag 4 Non-methane organic gases
ACT-DISTANCE	Actual Distance Driven (miles)		
Certification Region			

Certification Summary Information Report

Test Group	VHYXV00.0301	Evaporative/Refueling Family	
CA	California + CAA Section 177 states	FA	Federal
Exhaust Emission Standard Level			
B1	Federal Tier 2 Bin 1	T3B160	Federal Tier 3 Bin 160
B2	Federal Tier 2 Bin 2	T3B125	Federal Tier 3 Bin 125
B3	Federal Tier 2 Bin 3	T3B110	Federal Tier 3 Transitional Bin 110
B4	Federal Tier 2 Bin 4	T3B85	Federal Tier 3 Transitional Bin 85
B5	Federal Tier 2 Bin 5	T3SULEV30	Federal Tier 3 Transitional LEV-II SULEV30 Carryover
B6	Federal Tier 2 Bin 6	T3B70	Federal Tier 3 Bin 70
B7	Federal Tier 2 Bin 7	T3B50	Federal Tier 3 Bin 50
B8	Federal Tier 2 Bin 8	T3B30	Federal Tier 3 Bin 30
B9	Federal Tier 2 Bin 9	T3B20	Federal Tier 3 Bin 20
B10	Federal Tier 2 Bin 10	T3B0	Federal Tier 3 Bin 0
B11	Federal Tier 2 Bin 11	HDV2B395	Federal Tier 3 HD Class 2b Transitional Bin 395
HDV1	HDV1 (Federal HD chassis Class 2b GVW 8501-10000)	HDV2B340	Federal Tier 3 HD Class 2b Transitional Bin 340
HDV2	HDV2 (Federal HD chassis Class 3 GVW 10001-14000)	HDV2B250	Federal Tier 3 HD Class 2b Bin 250
L2	California LEV-II LEV	HDV2B200	Federal Tier 3 HD Class 2b Bin 200
L2OP	California LEV-II LEV Optional	HDV2B170	Federal Tier 3 HD Class 2b Bin 170
U2	California LEV-II ULEV	HDV2B150	Federal Tier 3 HD Class 2b Bin 150
S2	California LEV-II SULEV	HDV2B0	Federal Tier 3 HD Class 2b Bin 0
ZEV	California ZEV	HDV3B630	Federal Tier 3 HD Class 3 Transitional Bin 630
OT	Other	HDV3B570	Federal Tier 3 HD Class 3 Transitional Bin 570
T1	Federal Tier 1	HDV3B400	Federal Tier 3 HD Class 3 Bin 400
PZEV	California PZEV	HDV3B270	Federal Tier 3 HD Class 3 Bin 270
L2LEV160	California LEV-II LEV160	HDV3B230	Federal Tier 3 HD Class 3 Bin 230
L2ULEV125	California LEV-II ULEV125	HDV3B200	Federal Tier 3 HD Class 3 Bin 200
L2SULEV30	California LEV-II SULEV30	HDV3B0	Federal Tier 3 HD Class 3 Bin 0
L2LEV395	California LEV-II LEV395	L4SULEV100	California LEV-IV SULEV100
L2ULEV340	California LEV-II ULEV340	L4SULEV125	California LEV-IV SULEV125
L2LEV630	California LEV-II LEV630	L4SULEV15	California LEV-IV SULEV15
L2ULEV570	California LEV-II ULEV570	L4SULEV150	California LEV-IV SULEV150
L3LEV160	California LEV-III LEV160	L4SULEV170	California LEV-IV SULEV170
L3ULEV125	California LEV-III ULEV125	L4SULEV175	California LEV-IV SULEV175
L3ULEV70	California LEV-III ULEV70	L4SULEV20	California LEV-IV SULEV20
L3ULEV50	California LEV-III ULEV50	L4SULEV200	California LEV-IV SULEV200
L3SULEV30	California LEV-III SULEV30	L4SULEV230	California LEV-IV SULEV230
L3SULEV20	California LEV-III SULEV20	L4SULEV25	California LEV-IV SULEV25
L3LEV395	California LEV-III LEV395	L4SULEV30	California LEV-IV SULEV30
L3ULEV340	California LEV-III ULEV340	L4SULEV75	California LEV-IV SULEV75
L3ULEV250	California LEV-III ULEV250	L4SULEV85	California LEV-IV SULEV85
L3ULEV200	California LEV-III ULEV200	L4ULEV125	California LEV-IV ULEV125

Certification Summary Information Report

Test Group		VHYXV00.0301	Evaporative/Refueling Family		--
L3SULEV170	California LEV-III SULEV170		L4ULEV200	California LEV-IV ULEV200	
L3SULEV150	California LEV-III SULEV150		L4ULEV250	California LEV-IV ULEV250	
L3LEV630	California LEV-III LEV630		L4ULEV270	California LEV-IV ULEV270	
L3ULEV570	California LEV-III ULEV570		L4ULEV40	California LEV-IV ULEV40	
L3ULEV400	California LEV-III ULEV400		L4ULEV400	California LEV-IV ULEV400	
L3ULEV270	California LEV-III ULEV270		L4ULEV50	California LEV-IV ULEV50	
L3SULEV230	California LEV-III SULEV230		L4ULEV60	California LEV-IV ULEV60	
L3SULEV200	California LEV-III SULEV200		L4ULEV70	California LEV-IV ULEV70	
Transmission Type Code					
AMS	Automated Manual- Selectable (e.g. Automated Manual with paddles)		M	Manual	
A	Automatic		OT	Other	
AM	Automated Manual		SA	Semi-Automatic	
CVT	Continuously Variable		SCV	Selectable Continuously Variable (e.g. CVT with paddles)	
Drive System Code					
4	4-Wheel Drive		P	Part-time 4-Wheel Drive	
F	2-Wheel Drive, Front		A	All Wheel Drive	
R	2-Wheel Drive, Rear				
Additional Terms and Acronyms					
AFC	Alternative Fuel Converter		ICI	Independent Commercial Importer	
CSI	Certificate Summary Information		ORVR	Onboard Refueling Vapor Recovery	
DF	Deterioration Factor		SIL	Shift Indicator Light	
Evap	Evaporation, Evaporative		Trans	Transmission	