STATE OF CALIFORNIA
CALIFORNIA ENVIRONMENTAL PROTECTION AGENCY
CALIFORNIA AIR RESOURCES BOARD

MOBILE SOURCE CERTIFICATION AND COMPLIANCE FEE PAYMENT FORM FOR ON-ROAD APPLICATIONS ONLY

CARB USE ONLY

Invoice Name	MSF250776
Invoice Date	Feb 04, 2026

COMPANY INFORMATION

Company Name	Ford Motor Company
Address	1 American Road
City	Dearborn
State	Michigan
Zip	48126-2798
Country	United States
Contact Name	Tina Oliver
Contact Telephone Number	313-323-8938
Contact Email	toliver@ford.com
CARB Customer Number	CCAM000031

APPLICATION INFORMATION

Payment Row Number	Product Description or File Name	Model Year/Calendar Year	Unique Application Identifier: Test Group, Engine Family, Trailer Family, Vehicle Family, ZEP Family, if applicable (ID listed in payment row must match the unique identifier given to the certification application)	Category Type	Fee Type	Amount
1	CBI_VFMXD07.363H_APPIPT	Model Year 2027	VFMXD07.363H	Light-duty vehicle test group and medium-duty vehicle test group	Base	$ 50,309.00
2	CBI_VFMXD07.373K_APPIPT	Model Year 2027	VFMXD07.373K	Light-duty vehicle test group and medium-duty vehicle test group	Base	$ 50,309.00
3	CBI_VFMXD06.761B_APPIPT	Model Year 2027	VFMXD06.761B	Light-duty vehicle test group and medium-duty vehicle test group	Base	$ 50,309.00
4	CBI_VFMXD06.771D_APPIPT	Model Year 2027	VFMXD06.771D	Light-duty vehicle test group and medium-duty vehicle test group	Base	$ 50,309.00
5	CBI_FORD_2027_CIHD Application_HD/MD_Exhaust_	Model Year 2027	VFMXE07.3BW7	HDO engine family and MDO engine family	Base	$ 45,911.00
6	CBI_FORD_2027_CIHD Application_HD/MD_Exhaust_	Model Year 2027	VFMXE07.3BWU	HDO engine family and MDO engine family	Base	$ 45,911.00
7	CBI_FORD_2027_CIHD Application_HD/MD_Evaporat & CBI_FORD_2027_CIHD Application_HD/MD_Evaporat	Model Year 2027	VFMXF0210GDJ	Heavy-duty vehicle evaporative emissions family and Incomplete MDV evaporative emissions family	Base	$ 16,155.00
8	CBI_FORD_2027_CIHD Application_HD/MD_Evaporat	Model Year 2027	VFMXF0250NDJ	Heavy-duty vehicle evaporative emissions family and Incomplete MDV evaporative emissions family	Base	$ 16,155.00

	& CBI_FORD_2027_CIHD Application_HD/MD_Evaporat					
9	CBI_FORD_2027_CIHD Application_HD/MD_Evaporat & CBI_FORD_2027_CIHD Application_HD/MD_Evaporat	Model Year 2027	VFMXF0250NCJ	Heavy-duty vehicle evaporative emissions family and Incomplete MDV evaporative emissions family	Base	$ 16,155.00
10	CBI_FORD_2027_CIHD Application_HD/MD_Evaporat & CBI_FORD_2027_CIHD Application_HD/MD_Evaporat	Model Year 2027	VFMXF0400NGJ	Heavy-duty vehicle evaporative emissions family and Incomplete MDV evaporative emissions family	Base	$ 16,155.00
11	CBI_FORD_2027_CIHD Application_HD/MD_Evaporat	Model Year 2027	VFMXF0210GCV	Heavy-duty vehicle evaporative emissions family and Incomplete MDV evaporative emissions family	Base	$ 16,155.00
12	CBI_FORD_2027_CIHD Application_HD/MD_Evaporat	Model Year 2027	VFMXF0360NGV	Heavy-duty vehicle evaporative emissions family and Incomplete MDV evaporative emissions family	Base	$ 16,155.00
13	CBI_VFMXD03.56BG_APPIP	Model Year 2027	VFMXD03.56BG	Light-duty vehicle test group and medium-duty vehicle test group	Partial Carry-Over	$ 25,155.00
14	CBI_VFMXD03.56BZ_APPIPT	Model Year 2027	VFMXD03.56BZ	Light-duty vehicle test group and medium-duty vehicle test group	Base	$ 50,309.00
15	CBI_VFMXD03.57BZ_APPIPT	Model Year 2027	VFMXD03.57BZ	Light-duty vehicle test group and medium-duty vehicle test group	Partial Carry-Over	$ 25,155.00
16	CBI_VFMXD00.00MW_APPIP	Model Year 2027	VFMXD00.00MW	Light-duty vehicle test group and medium-duty vehicle test group	Zero-Emission	$ 12,577.00
17	CBI_VFMX2VOCV3AA_APP_	Model Year 2027	VFMX2VOCV3AA	Heavy-duty greenhouse gas vehicle family	Base	$ 19,168.00
18	CBI_VFMX2VOCV3AB_APP_	Model Year 2027	VFMX2VOCV3AB	Heavy-duty greenhouse gas vehicle family	Base	$ 19,168.00
19	CBI_VFMX2VOCV4AA_APP_	Model Year 2027	VFMX2VOCV4AA	Heavy-duty greenhouse gas vehicle family	Base	$ 19,168.00
20	CBI_VFMX2VOCV6AA_APP_	Model Year 2027	VFMX2VOCV6AA	Heavy-duty greenhouse gas vehicle family	Base	$ 19,168.00

Total Due	$ 579,856.00

I, [redacted] , attest that any information provided is true, accurate, and complete.

(Responsible Party Signature Here)

FORD MOTOR COMPANY

APPLICATION FOR CERTIFICATION – PART 1

2027 Model Year

Test Group: VFMXD00.00MW
Durability Group: VFMXEEVNNG1D
Evap. Family: N/A

Test Group Description: ≤ 10k GVWR

Durability Group Description: Battery Electric

Application Standards: Federal: Tier 3 Bin 0
California: ZEV

Car Lines Covered T350 Chassis Cab 2WD BEV
T350 Cutaway 2WD BEV
T350 Van 2WD BEV

Vehicle Tested:

Range Test Vehicle PTH1-0.0-648 Config. 00	
Charge Depleting UDDS TN:	2612919
Charge Depleting Highway TN:	2612919

Application Release Date: September 21, 2026

For Questions, Contact:
Suvarna Gadam, sgadam1@ford.com (313-3330873)

Part 1. Application Index

0. Cover Page

1. Reserved

2. Confidential Information

2.1 Statement of Confidentiality

2.2 Test Vehicle Selection

2.2.1 Weights

2.2.2 Test Parameters

2.3 Projected Sales

3. Facilities, Equipment and Test Procedures

3.1 Procedure to Determine Mass Emissions of Fuel Fired Heater

3.2 Battery and Vehicle Pre-Conditioning Procedures

4. Reserved

5. Reserved

6. Maintenance

6.1 Test Vehicle Scheduled Maintenance

6.2 Recommended Customer Maintenance Schedule

7. Labels

7.1 Label Locations

7.2 Statement of Compliance

8. General Technical Description

8.1 Description of Propulsion System

8.2 Description of Motor

8.3 Description of Battery

8.3.1 Battery Charging Capacity

8.3.2 Self Discharge Information

8.3.3 Description of Thermal Management System

8.3.4 Description of End of Life

8.3.5 Description of Battery Disposal Plan

8.4 Description of Controller/Inverter

8.5 Description of Transmission

8.6 Description of Climate Control System

8.7 Description of Regenerative Braking System

8.7.1 Control Logic

8.8 Description of Charger
8.8.1 Power Recharging Procedures
8.8.2 Power Requirements Necessary to Recharge Vehicle
8.9 Accessories Which Draw Energy from the Battery
8.10 Other Unique Features
8.11 Description of Warning Systems for Maintenance / Malfunction
8.11.1 Cut-off Terminal Voltages for Prevention of Battery Damage

9. Reserved

10. Reserved

11. Starting and Shifting Schedules

11.1 Starting Procedure
11.2 Shifting Schedule

12. Description of Vehicles Covered by Certificate

12.1 Calibration Parts List
12.2 Vehicle Description Report

13. Reserved

14. Request for Certification

15. Other Information

15.1 Fee Filing Form

16. Test Results

16.1 EPA Certification Summary Information Report (CSI)

17. California Requirements

17.1 Statement of Compliance
17.1.1 General Statement
17.1.2 Drivability Statement
17.2 Supplemental Data and Certification Review Sheet
17.2.1 Urban Test Results
17.2.2 Highway Test Results
17.2.3 Combined Results
17.2.4 Additional Supplemental Data
17.3 Reserved
17.4 Credits
17.4.1 Description of multi-manufacturer arrangements
17.4.2 Credit Calculation
17.5 Vehicle Safety
17.5.1 All Information for Safe Operation of Vehicle
17.5.2 Information on Safe Handling of Battery System
17.5.3 Description of Emergency Procedures

18. Application Revisions

3. Facilities, Equipment and Test Procedures

The facilities and equipment comply with the related regulations, including 40 CFR Subpart B, §86.108-00(b)(2) [Oct. 22, 1996]

Equipment:	48 inch, single roll electric dynamometer
Regenerative Braking:	Enabled
Vehicle & Battery break in Period:	2600 mile accumulated on this vehicle / battery before test.
Range Test Procedure:	Tested according to "California Exhaust Emission Standards and Test Procedures for 2009 and Subsequent Model Zero-Emission Vehicles, and 2001 and Subsequent Model Hybrid Electric Vehicles, in the Passenger Car, Light Duty Truck and Medium-Duty Vehicle Classes", which was adopted on December 17, 2008.
Test Procedure Used:	Tested using the Multi Cycle Test (MCT) sequence as stated in SAE International's "*Surface Vehicle Recommended Practice*" J1634 Oct. 2012.

3.1 Procedure to Determine Mass Emissions of Fuel Fired Heater

Not applicable since Fuel Fired Heater not offered for this vehicle by Ford.

3.2 Battery and Vehicle Pre-Conditioning Procedures

The HV battery and vehicle does not require any pre-conditioning to enable the vehicle system. However, Ford decided to have the test vehicle accumulated 2600 miles on dyno prior to testing.

4 Reserved

5 Reserved

6 Maintenance

6.1 Test Vehicle Scheduled Maintenance

Not applicable (same as “Recommended Customer Maintenance Schedule” found in next section).

6.2 Recommended Customer Maintenance Schedule

Ford’s recommended maintenance schedule can be found in the owners guide.

7 Labels

7.1 Label Locations and Labels

The Vehicle Emissions Control Information label (VECI) is located on the underside of the hood. See attachment for this vehicle's VECI label.

The Fuel Economy Label is installed on the passenger side front door. The Monroney Label now includes the EPA/DOT Fuel Economy and Environment Section (GHG, Smog Rating) based on the template published by EPA in May 2011. See attachment for label template to be used for this vehicle (The real FE label for this vehicle is not available at this time). The California Environmental Performance Label will be included on the vehicle. Please see section 17.2.3 for values.

7.2 Statement of Compliance

This vehicle conforms to US EPA Tier 3 Bin 0 vehicle regulations applicable to 2018 model year new motor vehicles and to California regulations applicable to 2018 model year new ZEV light-duty vehicles.

VFMXD00.00MW

50 State VECI LABELS

Ford Battery Electric Vehicle

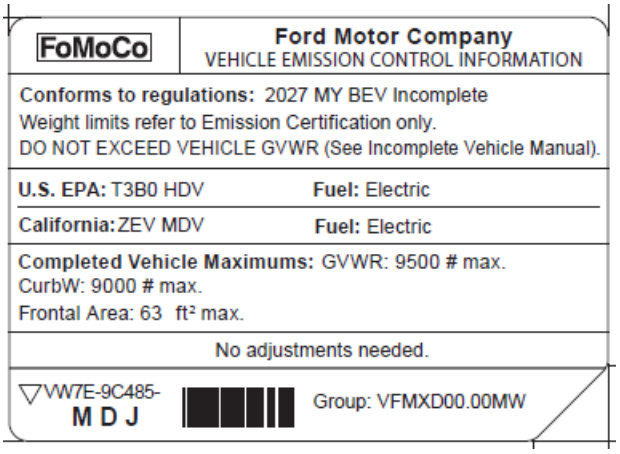

FoMoCo

Ford Motor Company
VEHICLE EMISSION CONTROL INFORMATION

Conforms to regulations: 2027 MY BEV Incomplete
Weight limits refer to Emission Certification only.
DO NOT EXCEED VEHICLE GVWR (See Incomplete Vehicle Manual).

U.S. EPA: T3B0 HDV **Fuel:** Electric

California: ZEV MDV **Fuel:** Electric

Completed Vehicle Maximums: GVWR: 9500 # max.
CurbW: 9000 # max.
Frontal Area: 63 ft² max.

No adjustments needed.

▽VW7E-9C485-
M D J

Group: VFMXD00.00MW

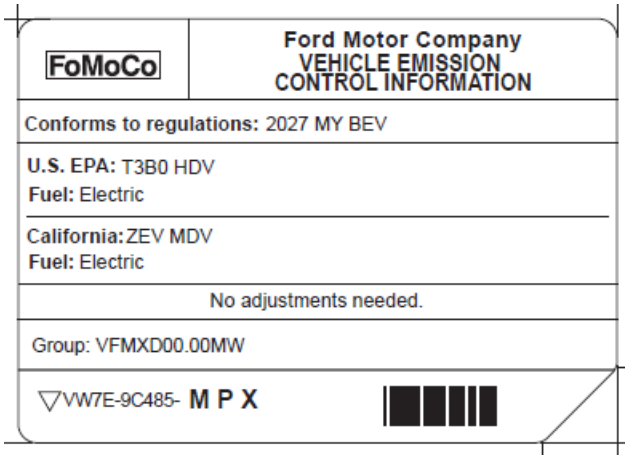

FoMoCo

Ford Motor Company
VEHICLE EMISSION CONTROL INFORMATION

Conforms to regulations: 2027 MY BEV

U.S. EPA: T3B0 HDV
Fuel: Electric

California: ZEV MDV
Fuel: Electric

No adjustments needed.

Group: VFMXD00.00MW

▽VW7E-9C485- **M P X**

VIEW EPL DATA

Program Model Year 2027
PTVL TTH

Group Name VFMXD0 0.00MW

Model Year	Manufacturer	Make	Model Name	Test Group Name	Label Group	California Emission Standard	Smog Rating	Fuel Type	Zero Emission Vehicles? (Yes/No)	Flexible-Fuel and Dual-Fuel Vehicles(Yes/No)	CO2 City (FTP)	CO2 Highway(HFET)	Combined CO2 Emission	CO2 City Value based on ADCO2 (Yes/No)? If yes, what is derived CO2 value?	CO2 Highway Value based on ADCO2 (Yes/No)? If yes, what is derived CO2 value?	Combined CO2 based on ADCO2(Yes/No)?If yes, what is the derived combined CO2 value?	GHG Rating	PTVL
2027	Ford	Ford	eTransit	VFMXD0 0.00MW		ZEV	A+	Electricity	Yes	No	0	0	0	No	No	No	A+	TTH

California Air Resources Board | **Electric Vehicle**

Environmental Performance

These ratings are not directly comparable to the U.S. EPA/DOT light-duty vehicle label ratings.
For information on how to compare, please see www.arb.ca.gov/ep_label.

Protect the environment. Choose vehicles with **higher ratings**:

Greenhouse Gas Rating (tailpipe only)

A+ — D

Cleaner

Smog Rating (tailpipe only)

A+ — D

Cleaner

Does not include emissions from producing electricity.

Vehicle emissions are a primary contributor to climate change and smog. Ratings are determined by the California Air Resources Board based on this vehicle's measured emissions.

CALIFORNIA AIR RESOURCES BOARD

8 General Technical Description

8.1 Description of Propulsion System

The propulsion system consists of an electric motor, motor controller, gearbox and the battery pack.

8.2 Description of Motor

Motor Type: AC permanent magnet synchronous machine

Electric Engine Power (peak) [kW/hp]: 198kW/266HP

8.3 Description of Battery

Battery Type: Lithium Ion

Battery Capacity [Ah]: 317.6

Maximum Battery Voltage [V]: 403

Battery Weight [kg]: 597 (Without Coolant), 599.2 (With Coolant)

Battery Specific Energy [Whr/kg, using C3 procedure]: 111390Wh / 597 kg = (186.6 Whr/kg)

Test Run Date	Discharge rate	Capacity (Ah)	Energy(Whr)
01/11/2024	C/3	317.551	111371
01/12/2024	C/3	317.593	111398
01/13/2024	C/3	317.573	111401

8.3.1 Battery Charging Capacity

Time for full re-charge:

Level 1 (120V/12A) = Not Completed for 4P

Level 2 (240/80A) = 6.2 hrs

8.3.2 Self Discharge Information

Expected maximum: <1 % per month

8.3.3 Description of Thermal Management System

The thermal management system for the battery is a liquid cooled system, in which coolant is circulated through a chiller and the battery using a pump in order to cool the battery as it rises in temperature. The chiller is a refrigerant to coolant heat exchanger. While on plug in colder temperatures, an inline heater is used in the coolant system to heat the battery coolant which in turn heats the battery system for improved battery performance in cold weather.

8.3.4 Description of End of Life

The battery is designed to last 8 years, 100K miles (length of warranty provided but is not described as the End of Life)

8.3.5 Description of Battery Disposal Plan

Ford is a member of the End of Life Vehicle Solutions Corporation (ELVS), which was created by the automotive industry to promote the industry's environmental efforts in recyclability, education, outreach, and the proper management of substances of concern. ELVS has implemented a call center to provide guidance on the safe removal, transport and recycling of the batteries to dismantlers. ELVS is in the process of investigating a recovery and recycling process in which the dismantler would remove the battery from the vehicle, identify the battery type, and ship the battery to a battery recycling facility.

8.4 Description of Controller/Inverter

The propulsion system consists of an electric motor, motor controller, gearbox and the battery pack.

8.5 Description of Transmission

The transmission is a single ratio gearbox with an overall ratio of 9.05:1. The transmission gears are in constant engagement with no clutches. There is no shift indicator light since there is no shifting of gears. The overall ratio is 109 rev per mile.

8.6 Description of Climate Control System

A/C Compressor: Max working capacity 5 kW.

Heater: Max working capacity in 5 kW.

8.7 Description of Regenerative Braking System

8.7.1 Control Logic

The vehicle is equipped with a regenerative braking system in which the regenerative braking energy is captured and stored back into the battery pack when decelerating. This regenerative braking system is enabled only when the vehicle is in motion when lifting off the accelerator pedal or pressing the brake pedal while the accelerator pedal is not pressed.

8.8 Description of Charger

The charger is capable of charging at 3 different rate:

Level 1: 120V/12A Not Completed for 4P

Level 2: 240V/80A approximately 6.2 hrs for a full re-charge

Level 3: Up to 180kW DC Fast Charging

8.8.1 Power Recharging Procedures

A. Power down the vehicle and put it in park (P). Press the indention located on the charge port door and the door will rotate open.

B. Plug the charger into the charge port and ensure that the teeth on the end of the charger plug have completely engaged. Verify that the cord acknowledgement feature activates, which indicates the beginning of a normal charge cycle.

C. Follow the charging station instruction to begin charging process. Allow 3-4 hours to completely charge the high voltage battery using 240V charging station. Using the standard 120V convenience cord will result in longer charging time.

D. When the charging indication light shows charging complete, turn off the charging station and remove the charging plug.

Please refer to owner's guide for additional instructions.

8.8.2 Power Requirements Necessary to Recharge Vehicle

Level 1: 120V/12A

Level 2: 240V/32A

8.9 Accessories Which Draw Energy from the Battery

The electric air conditioning system as well as the electric heater used for the passenger compartment heater both draw energy from the battery, however they can only draw energy from the battery when the vehicle is operating. In addition to passenger compartment heating/cooling, a liquid thermal management system draws energy to thermally condition the battery while the vehicle is operating or on-plug (while on-plug this system utilizes facility power instead of drawing energy form the battery). All other 12V systems (lights, radio, wipers etc.) also draw energy from the battery when the vehicle is on and in those cases, the higher voltage from the battery is converted via the onboard DCDC converter to approximately 14VDC in order provide the energy for those systems to operate.

8.10 Other Unique Features

There are no other unique features.

8.11 Description of Warning Systems for Maintenance/Malfunction

There are warning lights on the instrument cluster to inform the driver of any malfunctions. A

trained service person can connect Ford's diagnostic tool to diagnose any malfunctions.

There are separate warning lights for the following:

A. Powertrain Malfunction/Reduced Power
   a. Wrench stating "Service Soon"
   b. Red Triangle stating "Stop Safely Now"
B. Motor Coolant Overheat
C. Anti-Lock Brake System
D. Stability Control System
E. High Voltage Battery Low or Depleted
F. Low Tire Pressure Warning

Detailed descriptions of the warning lights can be found in the owners guide.

8.11.1 Cut-off Terminal Voltages for Prevention of Battery Damage

Contactor opens when voltage is below 192V or above 413V.

Battery Dimensions: L=2242.25 mm, W=1562.44 mm, D=201.09 mm; Vol = 704.5 Liters

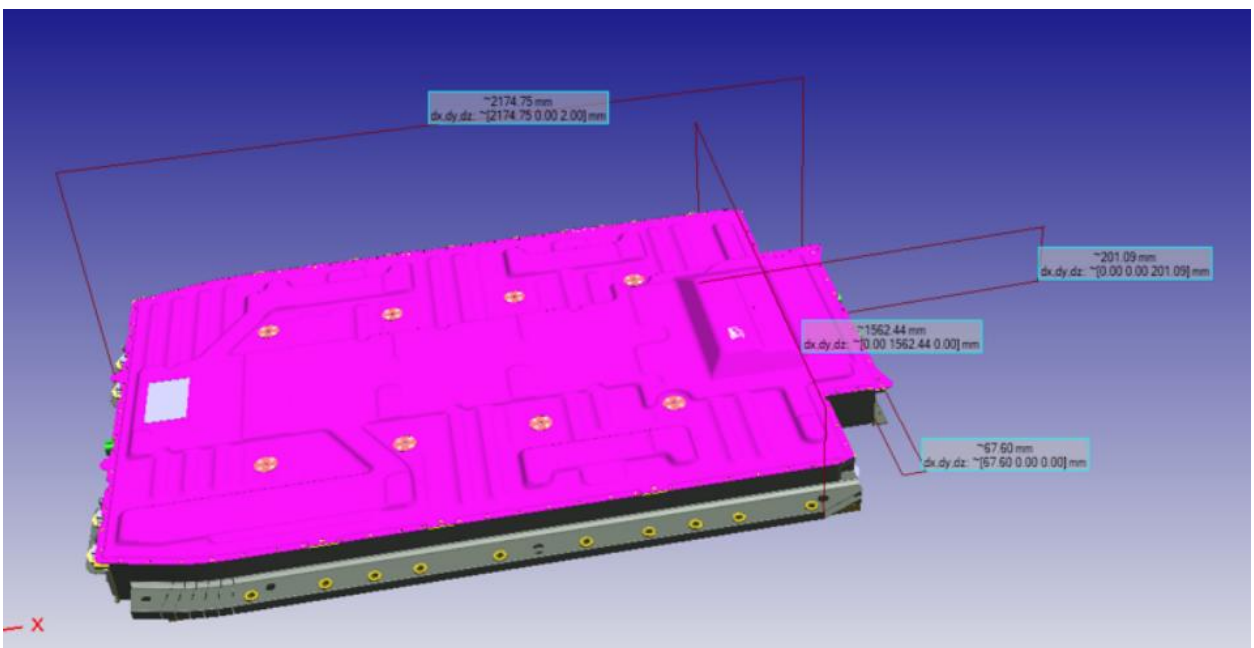

9 Reserved

10 Reserved

11 Starting and Shifting Schedules

11.1 Starting Procedure

Please refer to Owner's Guide for starting procedure.

11.2 Shifting Schedule

This vehicle uses an automatic shifter as in a conventional automatic transmission vehicle (move lever to "D" for Drive or "R" for Reverse) and since the vehicle uses a single ratio gearbox, there is no shift schedule.

12 Description of Vehicles Covered by Certificate

12.1 Calibration Parts List

Cert. Level	Calibrations	Certification Code	PCM -12A650-	HPCM -7P120-	BECM -10B687-	BCCM -10B689-	ABS -2C219-	Date
Initial Application	VTTHC1NB05	VTTHC1NA 0002	PVK48-AA	PVK48-AB	R2F8-BE	PTK38-AB	SK41-AD	03/19/2026
Initial Application	VTTHC1NB05	VTTHC1NB 0002	PVK48-AA	PVK48-AB	R2F8-BE	PPK38-FB	SK41-AD	03/19/2026
Initial Application	VTTHC1NB05	VTTHC1NC 0002	PVK48--AA	PVK48-AB	R2F8-BE	PTK38-AB	SK41-AD	03/19/2026
Initial Application	VTTHC1NB05	VTTHC1ND 0002	PVK48--AA	PVK48-AB	R2F8-BE	PPK38-FB	SK41-AD	03/19/2026
Initial Application	VTTHC1ND05	VTTHC1NE 0002	PVK48-BA	PVK48-BA	R2F8-BE	PTK38-AB	SK41-AD	03/19/2026
Initial Application	VTTHC1ND05	VTTHC1NF 0002	PVK48-BA	PVK48-BA	R2F8-BE	PPK38-FB	SK41-AD	03/19/2026

HV Battery Assembly: OBGI (On Board Generator Inverter) SK48-10B759-FE

Non-OBGI SK48-10B759-FE

PDU (Primary Drive Unit): NK4P-7P500-DD

Note:

12.2 Vehicle Description Report

See page attached.

Vehicle Description Report

Test Group: VFMXD00.00MW

ID Number	5304252	5304260	5304266	5304278	5304251	5304259	5304267	5304274
Displacement	0.0	0.0	0.0	0.0	0.0	0.0	0.0	0.0
Cert Code	VTTHC1NA0000	VTTHC1NB0000	VTTHC1NC0000	VTTHC1ND0000	VTTHC1NA0000	VTTHC1NB0000	VTTHC1NC0000	VTTHC1ND0000
Fuel Tank(s)								
Carline	TRANSIT T350 CHASSIS CAB 2WD BEV	TRANSIT T350 CHASSIS CAB 2WD BEV	TRANSIT T350 CHASSIS CAB 2WD BEV	TRANSIT T350 CHASSIS CAB 2WD BEV	TRANSIT T350 CUTAWAY 2WD BEV	TRANSIT T350 CUTAWAY 2WD BEV	TRANSIT T350 CUTAWAY 2WD BEV	TRANSIT T350 CUTAWAY 2WD BEV
Wheel Configuration	SINGLE REAR WHEELS	SINGLE REAR WHEELS	SINGLE REAR WHEELS	SINGLE REAR WHEELS	SINGLE REAR WHEELS	SINGLE REAR WHEELS	SINGLE REAR WHEELS	SINGLE REAR WHEELS
Body Style	Regular Cab	Regular Cab	Regular Cab	Regular Cab	Cutaway	Cutaway	Cutaway	Cutaway
Wheelbase	178.0	178.0	156.0	156.0	178.0	178.0	156.0	156.0
Transcode Combo	WA	WA	WA	WA	WA	WA	WA	WA
Curb Weight	5487	5487	5313	5313	5449	5449	5311	5311
ETW	9000	9000	8500	8500	9000	9000	8500	8500
Loaded Weight LVW	8862	8862	8688	8688	8862	8862	8686	8686
ALVW-ETW	9000	9000	9000	9000	9000	9000	9000	9000
Adj. Loaded Weight	9031	9031	8944	8944	9031	9031	8943	8943
GVWR	9500	9500	9500	9500	9500	9500	9500	9500
GCWR	9500	9500	9500	9500	9500	9500	9500	9500
Min Axle Ratio	9.6	9.6	9.6	9.6	9.6	9.6	9.6	9.6
Max Axle Ratio	9.6	9.6	9.6	9.6	9.6	9.6	9.6	9.6
Min N/V Ratio	119.0	119.0	119.0	119.0	119.0	119.0	119.0	119.0
Max N/V Ratio	119.0	119.0	119.0	119.0	119.0	119.0	119.0	119.0
Emission Vehicle Class	HDV1	HDV1	HDV1	HDV1	HDV1	HDV1	HDV1	HDV1
Drive Code	2-Wheel Drive, Rear	2-Wheel Drive, Rear	2-Wheel Drive, Rear	2-Wheel Drive, Rear	2-Wheel Drive, Rear	2-Wheel Drive, Rear	2-Wheel Drive, Rear	2-Wheel Drive, Rear
Trans Type	Automatic	Automatic	Automatic	Automatic	Automatic	Automatic	Automatic	Automatic
Calibration Application	50ST	50ST	50ST	50ST	50ST	50ST	50ST	50ST
Min Tire Size	235/65R16 - 119	235/65R16 - 119	235/65R16 - 119	235/65R16 - 119	235/65R16 - 119	235/65R16 - 119	235/65R16 - 119	235/65R16 - 119
Max Tire Size	235/65R16 - 119	235/65R16 - 119	235/65R16 - 119	235/65R16 - 119	235/65R16 - 119	235/65R16 - 119	235/65R16 - 119	235/65R16 - 119
Alt Tire 1								
Alt Tire 2								
Alt Tire 3								
Alt Tire 4								
Alt Tire 5								
Alt Tire 6								
Alt Tire 7								
DAW Full Tank	2251	2251	2264	2264	2237	2237	2263	2263
DAW Empty Tank	2251	2251	2264	2264	2237	2237	2263	2263

Vehicle Description Report

Test Group: VFMXD00.00MW

ID Number	5304285	5304282	5304287	5304283	5304293	5304292	5304290	5304294
Displacement	0.0	0.0	0.0	0.0	0.0	0.0	0.0	0.0
Cert Code	VTTHC1NE0000	VTTHC1NE0000	VTTHC1NE0000	VTTHC1NE0000	VTTHC1NF0000	VTTHC1NF0000	VTTHC1NF0000	VTTHC1NF0000
Fuel Tank(s)								
Carline	TRANSIT T350 VAN 2WD BEV	TRANSIT T350 VAN 2WD BEV	TRANSIT T350 VAN 2WD BEV	TRANSIT T350 VAN 2WD BEV	TRANSIT T350 VAN 2WD BEV	TRANSIT T350 VAN 2WD BEV	TRANSIT T350 VAN 2WD BEV	TRANSIT T350 VAN 2WD BEV
Wheel Configuration	SINGLE REAR WHEELS	SINGLE REAR WHEELS	SINGLE REAR WHEELS	SINGLE REAR WHEELS	SINGLE REAR WHEELS	SINGLE REAR WHEELS	SINGLE REAR WHEELS	SINGLE REAR WHEELS
Body Style	Reg Van HR	Reg Van HR	Reg Van LR	Reg Van MR	Reg Van HR	Reg Van HR	Reg Van LR	Reg Van MR
Wheelbase	148.0	148.0	148.0	148.0	148.0	148.0	148.0	148.0
Transcode Combo	WA	WA	WA	WA	WA	WA	WA	WA
Curb Weight	6424	6627	6181	6329	6424	6627	6181	6329
ETW	6500	7000	6500	6500	6500	7000	6500	6500
Loaded Weight LVW	6724	6927	6481	6629	6724	6927	6481	6629
ALVW-ETW	8000	8000	8000	8000	8000	8000	8000	8000
Adj. Loaded Weight	7962	8064	7841	7915	7962	8064	7841	7915
GVWR	9500	9500	9500	9500	9500	9500	9500	9500
GCWR	9500	9500	9500	9500	9500	9500	9500	9500
Min Axle Ratio	9.6	9.6	9.6	9.6	9.6	9.6	9.6	9.6
Max Axle Ratio	9.6	9.6	9.6	9.6	9.6	9.6	9.6	9.6
Min N/V Ratio	119.0	119.0	119.0	119.0	119.0	119.0	119.0	119.0
Max N/V Ratio	119.0	119.0	119.0	119.0	119.0	119.0	119.0	119.0
Emission Vehicle Class	HDV1	HDV1	HDV1	HDV1	HDV1	HDV1	HDV1	HDV1
Drive Code	2-Wheel Drive, Rear	2-Wheel Drive, Rear	2-Wheel Drive, Rear	2-Wheel Drive, Rear	2-Wheel Drive, Rear	2-Wheel Drive, Rear	2-Wheel Drive, Rear	2-Wheel Drive, Rear
Trans Type	Automatic	Automatic	Automatic	Automatic	Automatic	Automatic	Automatic	Automatic
Calibration Application	50ST	50ST	50ST	50ST	50ST	50ST	50ST	50ST
Min Tire Size	235/65R16 - 119	235/65R16 - 119	235/65R16 - 119	235/65R16 - 119	235/65R16 - 119	235/65R16 - 119	235/65R16 - 119	235/65R16 - 119
Max Tire Size	235/65R16 - 119	235/65R16 - 119	235/65R16 - 119	235/65R16 - 119	235/65R16 - 119	235/65R16 - 119	235/65R16 - 119	235/65R16 - 119
Alt Tire 1								
Alt Tire 2								
Alt Tire 3								
Alt Tire 4								
Alt Tire 5								
Alt Tire 6								
Alt Tire 7								
DAW Full Tank	3268	3608	3063	3176	3268	3608	3063	3176
DAW Empty Tank	3268	3608	3063	3176	3268	3608	3063	3176

13 Reserved

14 Request for Certificate

Docusign Envelope ID: 58B3BB5C-47C8-4C5D-BFF2-BD6D33C884AE

Vehicle Homologation and Compliance
Environmental and Safety Compliance
Ford Motor Company

Allen Park Test Laboratory
1500 Enterprise Drive, Suite 3W-200
Allen Park, Michigan 48101

April 24, 2026

Ms. Hannah Frame
Certification Division
Mobile Source Pollution Control
U. S. Environmental Protection Agency
2000 Traverwood Drive
Ann Arbor, Michigan 48105

Dear Ms. Frame:

Ford Motor Company (Ford) herewith submits its Part I Application for Certification for 2027model year battery electric-powered heavy-duty vehicles (HDVs) contained in Ford's 50 states test group VFMXD00.00MW.

This Test Group complies with EPA final Tier 3 Bin 0 certification and in-use exhaust emission standards. Evaporative emissions are not applicable to BEV programs.

Based on Ford Motor Company's good engineering judgment, all the vehicles described in this application are designed to comply with the applicable intermediate and full useful life standards.

This Part I application for certification has been prepared in accordance with the standardized format recommended by EPA via its mail out # CD-14-19 (LDV/LDT/ICI/LIMO), subject: "Certification Application Reporting Guidance", dated November 24, 2014. Therefore, in accordance with the provisions of 40 CFR 86.1844-01(d)(14) including the provisions of 40 CFR Parts 85, 86 and 600, Ford requests that a Certificate of Conformity be issued for the LDV test group listed in this Application for Certification.

Please contact Suvarna Gadam at 313-333-0873 or sgadam1@ford.com, if you have any questions regarding this submission.

Sincerely,

DocuSigned by:
Lawrence H. Merritt, Jr.
DF6ED4749EAC46B...

Lawrence H. Merritt, Jr.
Manager, Emissions Certification
Homologation & Compliance

Docusign Envelope ID: 58B3BB5C-47C8-4C5D-BFF2-BD6D33C884AE

Vehicle Homologation and Compliance
Environmental and Safety Compliance
Ford Motor Company

Allen Park Test Laboratory
1500 Enterprise Drive, Suite 3W-200
Allen Park, Michigan 48101

April 24, 2026

Ms. Robin U. Lang, Chief
Emissions Certification and Compliance Division (ECCD)
California Air Resources Board
4001 Iowa Ave
Riverside, California 92507

Dear Ms. Lang:

Ford Motor Company (Ford) herewith submits an Application for Certification for 2027 model year battery electric-powered heavy-duty vehicles (HDVs) contained in Ford's 50 states test group VFMXD00.00MW.

This Test Group complies with CARB ZEV emissions standards. Evaporative emissions are not applicable to BEV programs. This application aligns with CARB's Manufacturers Advisory Correspondence (MAC) ECCD-2025-8 alternate pathway (1) described on page 2 as follows:

> (1) An approved application for CARB certification to the vehicle and engine emission regulations that immediately preceded those covered by the waivers that were targeted by the congressional resolutions.

Ford intends submittal of this certification to facilitate CARB's review in order to ensure timely certification of Ford's vehicles as may be needed in accordance with applicable requirements. Ford is reserving its rights with regard to determining what requirements apply and which requirements can be enforced by CARB.

Based on Ford Motor Company's good engineering judgment, all the vehicles described in this application are designed to comply with the applicable intermediate and full useful life standards.

This Part I application for certification has been prepared in accordance with the standardized format recommended by EPA via its mail out # CD-14-19 (LDV/LDT/ICI/LIMO), subject: "Certification Application Reporting Guidance", dated November 24, 2014. This Application has also been prepared in accordance with the California Air Resources Board, Final Regulation Order, Amendments to Sections 1960.1, 1960.5, 1961, and 1962 Title 13, California Code of Regulations (As Amended August 4, 2005). Therefore, in accordance with the provisions of 40 CFR 86.1844-01(d)(14) including the provisions of 40 CFR Parts 85, 86 and 600, Ford requests that an Executive Order be issued for the HDV test group listed in this Application for Certification.

Additionally, Ford Motor Company is requesting the Air Resources Board approve the following Zero-Emission Application for VFMXD00.00MW. By signing this letter, Ford Motor Company is certifying that this model year's application package is intended to certify a mobile source technology that inherently produces zero exhaust emissions of any criteria pollutant (or precursor pollutant) or greenhouse gas, excluding emissions from air conditioning systems, under any possible operational modes or conditions.

Additionally, Ford Motor Company is requesting the Air Resources Board approve the following Partial Carryover Application for VFMXD00.00MW based on Partial Carryover data from TFMXD00.00MW and

Docusign Envelope ID: 58B3BB5C-47C8-4C5D-BFF2-BD6D33C884AE

Executive Order number A-010-2616. By signing this letter, Ford Motor Company is certifying that this model year's application package:

1. Includes no change of the emission standards/FELs, regulation requirements, emission characteristics of the engine, or test procedures requirements.

2. The 2027 application package differs from the 2026 application package only by:

☒ Model year
☒ Test Group/Engine/Vehicle/Evaporative family name (typically the first character)
☐ Manufacturer contact information
☒ Projected sales data
☐ Model information (may only add models if the certification emission levels are not changed)
☒ Part numbers (durable to full useful life and no impact on certification emission levels)
☐ Equipment types (i.e. crane, dozer, generator, etc.)

3. All other information in the 2027 application package is identical to the 2026 application package (incorporates all approved running changes to date).

4. The application package is complete and submitted to e-files using the correct workflow process and naming conventions.

Please contact Suvarna Gadam at 313-333-0873 or sgadam1@ford.com, if you have any questions regarding this submission.

Sincerely,

DocuSigned by:
Lawrence H. Merritt, Jr.
DF6ED4749EAC46B...

Lawrence H. Merritt, Jr.
Manager, Emissions Certification
Homologation & Compliance

cc R. Uyehara

15 Other Information

15.1 Fee Filing Form

Docusign Envelope ID: 26CD90E2-1630-414F-8080-9958F0F466B9

SAP Manual Payment Request
(North America)

REF NO:	306187

NAME AND ADDRESS OF PAYEE	Employee	Ex-Employee / Board of Director	Company Code	Separate Check	Special Handling/ Instruction Key in S4
Environmental Protection Agency-MVECP				Y	
U.S. Bank - Government Lockbox 979032	Supplier Code		Due Date / Baseline Date	Currency	Amount
1300 Pennsylvania Ave NW - Washington DC 20004-3002 The requestor is responsible to ensure the supplier code has correct company name, remit to and/or banking information whether the payment is going by check or electronically/ACH.	GXHSA		ASAP	USD	226,219.00

REASON FOR DISBURSEMENT

CERTIFICATION FEES - EPA STANDARD ENGINE FAMILY, EXHAUST EMISSION CONTROL SYSTEM

Alternate Name & Address

COMMENTS (Shown on Remittance Advice/Not to include PII)

2026 MODEL YEAR CERTIFICATION FEES - (FORMS ATTACHED)

GL Account	Profit Center	Cost Center	Internal Order	Reference Key1	Reference Key2	INVOICE #	INVOICE DATE	AMOUNT (Bracket Credits)	1099 Tax Type
63044030	2000005001	1000018234				306187	3/6/2026	226,219.00	N
								-	
							TOTAL	226,219.00	

Pre-requisites for Payment :

1. Requestors or Approvers to ensure the following
   - Receipt of Service
   - Price Validation
   - Supported by invoice or other documentation
2. Uses of Manual Payment Requests
3. Corporate Approval Authorities - Method of Payment

TYPE OF INVOICE:	MANUAL PAYMENT REQUEST -PERMISSIBLE USES (use drop down with Alt+down arrow key):	Uses of Manual Payment Requests	Not in Uses of Manual Payment Request

Requestor	CDS ID	Date	Operations Approval - Receipt of Service	CDS ID	Sign	Date
Preparer/Requestor	TOLIVER	3/6/2026	Operations Approval	LMERRITT	Lawrence Merritt DocuSigned by: DF6ED4749EAC46B...	3/6/2026

Approvals per Corporate Approval Authorities - Method of Payment

Payment Item is on Uses of Manual Payment Requests	CDS ID	Sign	Date	Payment Item is NOT on Uses of Manual Payment Requests	CDS ID	Sign	Date
Finance LL6+ Unlimited	MBEDOLLA	Montserrat Bedolla DocuSigned by: 9B61ABEC83D24AA...	3/6/2026	Finance LL5+ Unlimited			

It is important to protect personal data when retaining and forwarding this Payment Authorization Form and attachments, if any.
Every effort must be made to prevent exposure.

The space below may be used for additional local requirements

May 2025 North American Check Request Form (Previous editions without the above fields may NOT be used)

Note: Approved forms can be sent to NAPAP@ford.com for processing

Docusign Envelope ID: 26CD90E2-1630-414F-8080-9958F0F466B9

306187

US EPA Fee Form

Help and EPA Instructions

* Required Field

General Information

Date: 03/02/2026

Process Code *

Submit New Fee Filing Form

Manufacturer Code *

FMX

Manufacturer Name *

Ford Motor Company

Contact Name *

Tina Oliver

Contact Email Address *

toliver@ford.com

Contact Phone *

313-323-8938

Calendar Year complete application submitted to EPA *

2026

PLEASE NOTE: These fees apply to complete certification applications received by EPA from January 1, 2026, through December 31, 2026. The applicable fee is determined by the

Docusign Envelope ID: 26CD90E2-1630-414F-8080-9958F0F466B9

calendar year in which the complete certification application is received, not the model year.

Engine Family / Evaporative Family / Test Group *

VFMXD00.00MW

Certificate Request Type (Industry Sector Code)

Certificate Request Type *

- (●) On-Highway LDV, LTD, MDVPV, HDV Chassis Cert (Federal) (A, B, D, J, T, V)
- ( ) On-Highway HDE Dyno Cert (Federal) (E, H)
- ( ) On-Highway LD ICI, MDPV ICI, HDV ICI (A, B, D, J, T, V)
- ( ) On-Highway Motorcycle (C)
- ( ) On-Highway HDV Evap (F)
- ( ) On-Highway LDV, LTD, MDVPV, HDV Chassis Cert (California-Only) (A, B, D, J, T, V)
- ( ) On-Highway HDE Dyno Cert (California-Only) (E, H)
- ( ) Nonroad CI (L)
- ( ) Nonroad SI (B, S)
- ( ) Locomotive (G, K)
- ( ) All Nonroad Recreational, excluding Marine engines (X, Y)
- ( ) All Marine (Including IMO) (M, N, W)
- ( ) Component Certification for Evaporative Emissions (P)

IMO Name (Required for dual US/IMO Marine Only)

ICI VIN Number (Required for ICIs Only)

Do you qualify for a Reduced Fee? *

No

Payment Information

Docusign Envelope ID: 26CD90E2-1630-414F-8080-9958F0F466B9

Amount Owed

$32,317.00

Payment Type *

Offline ACH

Comments

sgadam1@ford.com Pay.gov Tracking ID:2803P7CL Agency Tracking ID: 77313419603

EPA Form Number 3520-29 OMB Control No. 2060-0545 Approval expires 7/31/2027

The public reporting and recordkeeping burden for this collection of information is estimated to average 12 minutes per response. Send comments on the Agency's need for this information, the accuracy of the provided burden estimates, and any suggested methods for minimizing respondent burden, including through the use of automated collection techniques to the Director, Collection Strategies Division, U.S. Environmental Protection Agency (2822T), 1200 Pennsylvania Ave., NW, Washington, D.C. 20460. Include the OMB control number in any correspondence. Do not send the completed forms to this address.

The content of this document may contain Sensitive But Unclassified (SBU) data and/or Controlled Unclassified Information (CUI).

US EPA Fee Form

Help and EPA Instructions

* Required Field

General Information

Date: 03/02/2026

Process Code *

Submit New Fee Filing Form

Manufacturer Code *

FMX

Manufacturer Name *

Ford Motor Company

Contact Name *

Tina Oliver

Contact Email Address *

toliver@ford.com

Contact Phone *

313-323-8938

Calendar Year complete application submitted to EPA *

2026

PLEASE NOTE: These fees apply to complete certification applications received by EPA from January 1, 2026, through December 31, 2026. The applicable fee is determined by the

calendar year in which the complete certification application is received, not the model year.

Engine Family / Evaporative Family / Test Group *

VFMXD00.00MW

Certificate Request Type (Industry Sector Code)

Certificate Request Type *

- (●) On-Highway LDV, LTD, MDVPV, HDV Chassis Cert (Federal) (A, B, D, J, T, V)
- ( ) On-Highway HDE Dyno Cert (Federal) (E, H)
- ( ) On-Highway LD ICI, MDPV ICI, HDV ICI (A, B, D, J, T, V)
- ( ) On-Highway Motorcycle (C)
- ( ) On-Highway HDV Evap (F)
- ( ) On-Highway LDV, LTD, MDVPV, HDV Chassis Cert (California-Only) (A, B, D, J, T, V)
- ( ) On-Highway HDE Dyno Cert (California-Only) (E, H)
- ( ) Nonroad CI (L)
- ( ) Nonroad SI (B, S)
- ( ) Locomotive (G, K)
- ( ) All Nonroad Recreational, excluding Marine engines (X, Y)
- ( ) All Marine (Including IMO) (M, N, W)
- ( ) Component Certification for Evaporative Emissions (P)

IMO Name (Required for dual US/IMO Marine Only)

ICI VIN Number (Required for ICIs Only)

Do you qualify for a Reduced Fee? *

No

Payment Information

Amount Owed

$32,317.00

Payment Type *

Offline ACH

Comments

sgadam1@ford.com Pay.gov Tracking ID:2803P7CL Agency Tracking ID: 77313419603

EPA Form Number 3520-29 OMB Control No. 2060-0545 Approval expires 7/31/2027

The public reporting and recordkeeping burden for this collection of information is estimated to average 12 minutes per response. Send comments on the Agency's need for this information, the accuracy of the provided burden estimates, and any suggested methods for minimizing respondent burden, including through the use of automated collection techniques to the Director, Collection Strategies Division, U.S. Environmental Protection Agency (2822T), 1200 Pennsylvania Ave., NW, Washington, D.C. 20460. Include the OMB control number in any correspondence. Do not send the completed forms to this address.

The content of this document may contain Sensitive But Unclassified (SBU) data and/or Controlled Unclassified Information (CUI).

16 Test Results

16.1 EPA Certification Summary Information Report (CSI)

Certification Summary Information Report

Manufacturer	Ford Motor Company	**Manufacturer Code**	FMX
Test Group	VFMXD00.00MW	**Evaporative/Refueling Family**	--
Certificate Number	--	**CARB Executive Order #**	--
Certificate Issue Date	--	**Certificate Revision Date**	--
Certificate Effective Date	--	**Conditional Certificate**	--
CSI Revision #	--	**CSI Submission/Revision Date**	05/14/2026 04:18:06 PM
Model Year	2027		

Test Group Information

CSI Type	Update for Correction	**Running Change Reference Number**	--
GHG Exempt Status	Not Exempt		

Drive Sources and Fuel(s)

Drive Source #1: Electric Motor

Fuel	Basic Fuel Metering System	Lean Burn Strategy Indicator
Electricity	--	No

Hybrid Indicator	No		
Multiple Fuel Storage	--	**Rechargeable Energy Storage System Indicator**	Yes
Multiple Fuel Combustion	--	**Off-board Charge Capable Indicator**	Yes
Fuel Cell Indicator	No	**EPA Vehicle Class**	HDV1
Federal Clean Fuel Vehicle	No	**Federal Clean Fuel Vehicle Standard**	--
Federal Clean Fuel Vehicle ILEV	--	**California Partial Zero Emissions Vehicle Indicator**	--
Durability Group Name	VFMXEEVNNG1D	**Durability Group Equivalency Factor**	1.0
Reduced Fee Test Group	No	**Certification Region Code(s)**	FA, CA
Complies with HD GHG 2b/3 regulations?	Yes		
Introduction into Commerce Date	10/05/2026	**CAP2000 Conditional Certificate?**	N/A
Independent Commercial Importer?	--	**Alternative Fuel Converter Certificate?**	--
SFTP Federal Composite Compliance Identifier	Not Applicable	**SFTP Tier 2 Composite CO Option**	--
SFTP LEV-III Composite Compliance Indicator	No		
OBD Compliance Type	CARB	**OBD Demonstration Vehicle Test Group**	VFMXD00.00MW
Test Group OBD Compliance Level	Full - no deficiencies	**Number of Test Group OBD Deficiencies**	0

OBD Deficiencies Comments This BEV program does not have OBD compliance requirements. Items filled in for the purpose of passing system validation because they are required fields.

Mfr Test Group Comments 2027MY eTransit BEV RWD. PFMX10082548 test is a placeholder test and this test and the vehicle configuration associated with the test is not applicable to this test group.

Mfr Exhaust / Evap Standards Comments --

Certification Summary Information Report

Test Group	VFMXD00.00MW	**Evaporative/Refueling Family**	--

Models Covered by this Certificate

Carline Manufacturer	Division	Carline	Certification Region Code(s)	Drive System	Trans - Type	- # of Gears	Trans - Lockup
Ford Motor Company	1 - Ford	427 - TRANSIT T350 CUTAWAY 2WD BEV	Federal	2-Wheel Drive, Rear	Automatic	1	No
Ford Motor Company	1 - Ford	427 - TRANSIT T350 CUTAWAY 2WD BEV	California + CAA Section 177 states	2-Wheel Drive, Rear	Automatic	1	No
Ford Motor Company	1 - Ford	429 - TRANSIT T350 VAN 2WD BEV	Federal	2-Wheel Drive, Rear	Automatic	1	No
Ford Motor Company	1 - Ford	428 - TRANSIT T350 CHASSIS CAB 2WD BEV	California + CAA Section 177 states	2-Wheel Drive, Rear	Automatic	1	No
Ford Motor Company	1 - Ford	429 - TRANSIT T350 VAN 2WD BEV	California + CAA Section 177 states	2-Wheel Drive, Rear	Automatic	1	No
Ford Motor Company	1 - Ford	428 - TRANSIT T350 CHASSIS CAB 2WD BEV	Federal	2-Wheel Drive, Rear	Automatic	1	No

Engine Description

Hybrid Type	--	**Hybrid Description**	--
Engine Type	--	**Mfr Engine Description**	--
Engine Block Arrangement	--	**Mfr Engine Block Arrangement Description**	--
Camless Valvetrain Indicator	--	**Oil Viscosity/Classification**	
Number of Cylinders/Rotors	--	**Mechanically Variable Compression Ratio Indicator**	--

After Treatment Device(s) (ATD)

Mfr After Treatment Device (ATD) Comments	--
Direct Ozone Reduction (DOR) Device	--
Mfr Emission Control Device Comments	--

Official Test Numbers

Test Group Fuel	FTP	US06	SC03	Cold CO	Highway	EPA City Litmus Value	EPA City Litmus Threshold	EPA Highway Litmus Value	EPA Highway Litmus Threshold	CREE Weighting Factor
Electricity	--	--	--	--	--	--	--	--	--	--

Certification Summary Information Report

Test Group	VFMXD00.00MW	**Evaporative/Refueling Family**	--

Hybrid Electric Vehicle And Fuel Cell Information

Rechargable Energy Storage System	Battery(s)	**Rechargable Energy Storage System, if Other**	--
Battery Type	Lithium Ion	**Number of Battery Packs**	1
Total Voltage of Battery Packs	403	**Battery Energy Capacity**	318
Battery Specific Energy	186.6	**Battery Charger Type**	On-Board
Number of Capacitors	--	**Capacitor Rating (In Farads)**	--
Mfr Capacitor Comments	--		
Hydraulic System Description	--		
Regenerative Braking Type	Electrical Regen Brake		
Regenerative Braking Source	Both	**Driver Controlled Regenerative Braking**	No
Mfr Regenerative Braking Description	--		
Drive Motor(s)/Generator(s)	1		
Motor/Generator Type 1	AC permanent magnet synchronou	**Rated Motor/Generator Power**	198
Mfr Fuel Cell Description	--		
Fuel Cell On-Board H2 Storage Capacity (kg)	--	**Usable H2 Fill Capacity (kg)**	--
Mfr Hybrid Electric/ Electric Vehicle Comments	This is a pure BEV vehicle. The Drive Motor is an AC permanent magnet synchronous machine.		

Certification Summary Information Report

Test Group	VFMXD00.00MW	**Evaporative/Refueling Family**	--

Consolidated List of Standards

Exhaust Standards

Cert Region	California + CAA Section 177 states	**Cert/In-Use Code**	Both
Vehicle Class	MDV6 (Cal. LEV 2/3/4 MDV GVW 8501-10000)	**Standard Level**	California ZEV
Fuel	Electricity	**Test Procedure**	Charge Depleting UDDS

Useful Life	Emission Name	Rounded Result	RAF	NMOG / NMHC	Upward Diesel Adjustment Factor	Downward Diesel Adjustment Factor	Mult DF	Add DF	Std
150,000 miles	CO2	--	--	--	--	--	--	0	0

Cert Region	California + CAA Section 177 states	**Cert/In-Use Code**	Both
Vehicle Class	MDV6 (Cal. LEV 2/3/4 MDV GVW 8501-10000)	**Standard Level**	California ZEV
Fuel	Electricity	**Test Procedure**	Cold CO

Useful Life	Emission Name	Rounded Result	RAF	NMOG / NMHC	Upward Diesel Adjustment Factor	Downward Diesel Adjustment Factor	Mult DF	Add DF	Std
150,000 miles	CO	--	--	--	--	--	--	0	0

Cert Region	Federal	**Cert/In-Use Code**	Both
Vehicle Class	HDV1 (Federal HD chassis Class 2b GVW 8501-10000)	**Standard Level**	Federal Tier 3 Bin 0
Fuel	Electricity	**Test Procedure**	Charge Depleting UDDS

Useful Life	Emission Name	Rounded Result	RAF	NMOG / NMHC	Upward Diesel Adjustment Factor	Downward Diesel Adjustment Factor	Mult DF	Add DF	Std
150,000 miles	CO2	--	--	--	--	--	--	0	0

Cert Region	Federal	**Cert/In-Use Code**	Both
Vehicle Class	HDV1 (Federal HD chassis Class 2b GVW 8501-10000)	**Standard Level**	Federal Tier 3 Bin 0
Fuel	Electricity	**Test Procedure**	Cold CO

Useful Life	Emission Name	Rounded Result	RAF	NMOG / NMHC	Upward Diesel Adjustment Factor	Downward Diesel Adjustment Factor	Mult DF	Add DF	Std
150,000 miles	CO	--	--	--	--	--	--	0	0

Certification Summary Information Report

Test Group	VFMXD00.00MW	Evaporative/Refueling Family	--

Glossary

Useful Life

4	4,000 miles	120	120,000 miles
50	50,000 miles	150	150,000 miles
100	100,000 miles		

Emission Name

HC-TOTAL	Total Hydrocarbon	COMB-CREE	Combined Carbon-Related Exhaust Emissions
CO	Carbon Monoxide	COMB-OPT-CREE	Combined Optional Carbon-Related Exhaust Emissions
CO2	Carbon dioxide	HC-TOTAL-EQUIV	Total Hydrocarbon equivalent - Evap only
CREE	Carbon-Related Exhaust Emissions	METHANE-COMB	Combined CH4 for HD 2b/3 vehicles only
OPT-CREE	Optional Carbon-Related Exhaust Emissions	N2O-COMB	Combined Nitrous Oxide for HD 2b/3 vehicles only
NOX	Nitrogen Oxide	LEAK-DIA	Effective Leak Diameter (inches)
PM	Particulate Matter	LEAK-GAS CAP	Gas Cap Leakage (cc/min)
PM-COMP	SFTP Composite Particulate Matter	CO2-COMB	Combined Carbon Dioxide for HD 2b/3 Vehicles Only
HC-NM	Non-methane Hydrocarbon	KW-HRS	Integrated DC KW-HRS
OMHCE	Organic material Hydrocarbon Equivalent	CH4 BAG 1	Bag 1 Methane
OMNMHCE	Organic material non-methane HC equivalent	CH4 BAG 2	Bag 2 Methane
NMOG	Non-methane organic gases	CH4 BAG 3	Bag 3 Methane
HCHO	Formaldehyde	CH4 BAG 4	Bag 4 Methane
H3C2HO	Acetaldehyde	CO BAG 1	Bag 1 Carbon Monoxide
HC-NM+NOX	SFTP Non-methane Hydrocarbon + Nitrogen Oxides for US06 or SC03	CO BAG 2	Bag 2 Carbon Monoxide
HC-NM+NOX-COMP	SFTP Composite Non-methane Hydrocarbon + Nitrogen Oxides	CO BAG 3	Bag 3 Carbon Monoxide
CO-COMP	SFTP Composite Carbon Monoxide	CO BAG 4	Bag 4 Carbon Monoxide
ETHANOL	C2H5OH - Ethanol	NMOG BAG 1	Bag 1 Non-methane organic gases
FE BAG 1	Bag 1 Fuel Economy	NMOG BAG 2	Bag 2 Non-methane organic gases
FE BAG 2	Bag 2 Fuel Economy	NMOG BAG 3	Bag 3 Non-methane organic gases
FE BAG 3	Bag 3 Fuel Economy	NMOG BAG 4	Bag 4 Non-methane organic gases
FE BAG 4	Bag 4 Fuel Economy	ACT-DISTANCE BAG 1	Bag 1 Actual Distance
MFR FE	Manufacturer Fuel Economy	ACT-DISTANCE BAG 2	Bag 2 Actual Distance
HC	Hydrocarbon for Running Loss and ORVR	ACT-DISTANCE BAG 3	Bag 3 Actual Distance
METHANE	CH4 - Methane	ACT-DISTANCE BAG 4	Bag 4 Actual Distance
METHANOL	CH3OH - Methanol	HC-TOTAL BAG 1	Bag 1 Total Hydrocarbon
N2O	Nitrous Oxide	HC-TOTAL BAG 2	Bag 2 Total Hydrocarbon
SPITBACK	Spitback Hydrocarbon in grams	HC-TOTAL BAG 3	Bag 3 Total Hydrocarbon
AMP-HRS	Integrated Amp-hours	HC-TOTAL BAG 4	Bag 4 Total Hydrocarbon
START-SOC	System Start State of Charge Watt-hours	WATT-HRS BAG 1	Bag 1 Watt Hours
END-SOC	System End State of Charge Watt-hours	WATT-HRS BAG 2	Bag 2 Watt Hours

Certification Summary Information Report

Test Group	VFMXD00.00MW	**Evaporative/Refueling Family**	--
ACT-DISTANCE	Actual Distance Driven (miles)	WATT-HRS BAG 3	Bag 3 Watt Hours
AS-VOLT	Average System Voltage	WATT-HRS BAG 4	Bag 4 Watt Hours
CO2 BAG 1	Bag 1 Carbon Dioxide	WATT-HRS	Watt Hours
CO2 BAG 2	Bag 2 Carbon Dioxide	HC-NM BAG 1	Bag 1 Non-methane Hydrocarbon
CO2 BAG 3	Bag 3 Carbon Dioxide	HC-NM BAG 2	Bag 2 Non-methane Hydrocarbon
CO2 BAG 4	Bag 4 Carbon Dioxide	HC-NM BAG 3	Bag 3 Non-methane Hydrocarbon
NMOG+NOX	Non-methane organic gases plus Nitrogen Oxides	HC-NM BAG 4	Bag 4 Non-methane Hydrocarbon
NMOG+NOX-COMP	SFTP Composite Non-methane Organic Gases + Nitrogen Oxides	N2O BAG 1	Bag 1 Nitrous Oxide
DT-IWRR	Drive Trace Inertia Work Ratio Rating	N2O BAG 2	Bag 2 Nitrous Oxide
DT-ASCR	Drive Trace Absolute Speed Change Rating	N2O BAG 3	Bag 3 Nitrous Oxide
DT-EER	Drive Trace Energy Economy Rating	N2O BAG 4	Bag 4 Nitrous Oxide
Certification Region			
CA	California + CAA Section 177 states	FA	Federal
Exhaust Emission Standard Level			
B1	Federal Tier 2 Bin 1	HDV2B340	Federal Tier 3 HD Class 2b Transitional Bin 340
B2	Federal Tier 2 Bin 2	HDV2B250	Federal Tier 3 HD Class 2b Bin 250
B3	Federal Tier 2 Bin 3	HDV2B200	Federal Tier 3 HD Class 2b Bin 200
B4	Federal Tier 2 Bin 4	HDV2B170	Federal Tier 3 HD Class 2b Bin 170
B5	Federal Tier 2 Bin 5	HDV2B150	Federal Tier 3 HD Class 2b Bin 150
B6	Federal Tier 2 Bin 6	HDV2B0	Federal Tier 3 HD Class 2b Bin 0
B7	Federal Tier 2 Bin 7	HDV3B630	Federal Tier 3 HD Class 3 Transitional Bin 630
B8	Federal Tier 2 Bin 8	HDV3B570	Federal Tier 3 HD Class 3 Transitional Bin 570
B9	Federal Tier 2 Bin 9	HDV3B400	Federal Tier 3 HD Class 3 Bin 400
B10	Federal Tier 2 Bin 10	HDV3B270	Federal Tier 3 HD Class 3 Bin 270
B11	Federal Tier 2 Bin 11	HDV3B230	Federal Tier 3 HD Class 3 Bin 230
HDV1	HDV1 (Federal HD chassis Class 2b GVW 8501-10000)	HDV3B200	Federal Tier 3 HD Class 3 Bin 200
HDV2	HDV2 (Federal HD chassis Class 3 GVW 10001-14000)	HDV3B0	Federal Tier 3 HD Class 3 Bin 0
L2	California LEV-II LEV	L4SULEV100	California LEV-IV SULEV100
L2OP	California LEV-II LEV Optional	L4SULEV125	California LEV-IV SULEV125
U2	California LEV-II ULEV	L4SULEV15	California LEV-IV SULEV15
S2	California LEV-II SULEV	L4SULEV150	California LEV-IV SULEV150
ZEV	California ZEV	L4SULEV170	California LEV-IV SULEV170
OT	Other	L4SULEV175	California LEV-IV SULEV175
T1	Federal Tier 1	L4SULEV20	California LEV-IV SULEV20
PZEV	California PZEV	L4SULEV200	California LEV-IV SULEV200
L2LEV160	California LEV-II LEV160	L4SULEV230	California LEV-IV SULEV230
L2ULEV125	California LEV-II ULEV125	L4SULEV25	California LEV-IV SULEV25
L2SULEV30	California LEV-II SULEV30	L4SULEV30	California LEV-IV SULEV30
L2LEV395	California LEV-II LEV395	L4SULEV75	California LEV-IV SULEV75

Certification Summary Information Report

Test Group	VFMXD00.00MW	**Evaporative/Refueling Family**	--
L2ULEV340	California LEV-II ULEV340	L4SULEV85	California LEV-IV SULEV85
L2LEV630	California LEV-II LEV630	L4ULEV125	California LEV-IV ULEV125
L2ULEV570	California LEV-II ULEV570	L4ULEV200	California LEV-IV ULEV200
L3LEV160	California LEV-III LEV160	L4ULEV250	California LEV-IV ULEV250
L3ULEV125	California LEV-III ULEV125	L4ULEV270	California LEV-IV ULEV270
L3ULEV70	California LEV-III ULEV70	L4ULEV40	California LEV-IV ULEV40
L3ULEV50	California LEV-III ULEV50	L4ULEV400	California LEV-IV ULEV400
L3SULEV30	California LEV-III SULEV30	L4ULEV50	California LEV-IV ULEV50
L3SULEV20	California LEV-III SULEV20	L4ULEV60	California LEV-IV ULEV60
L3LEV395	California LEV-III LEV395	L4ULEV70	California LEV-IV ULEV70
L3ULEV340	California LEV-III ULEV340	T4B170	Federal Tier 4 MDV Bin 170
L3ULEV250	California LEV-III ULEV250	T4B150	Federal Tier 4 MDV Bin 150
L3ULEV200	California LEV-III ULEV200	T4B125	Federal Tier 4 MDV Bin 125
L3SULEV170	California LEV-III SULEV170	T4B100	Federal Tier 4 MDV Bin 100
L3SULEV150	California LEV-III SULEV150	T4B85	Federal Tier 4 MDV Bin 85
L3LEV630	California LEV-III LEV630	T4B75	Federal Tier 4 MDV Bin 75
L3ULEV570	California LEV-III ULEV570	T4B70	Federal Tier 4 Bin 70
L3ULEV400	California LEV-III ULEV400	T4B65	Federal Tier 4 Bin 65
L3ULEV270	California LEV-III ULEV270	T4B60	Federal Tier 4 Bin 60
L3SULEV230	California LEV-III SULEV230	T4B55	Federal Tier 4 Bin 55
L3SULEV200	California LEV-III SULEV200	T4B50	Federal Tier 4 Bin 50
T3B160	Federal Tier 3 Bin 160	T4B45	Federal Tier 4 Bin 45
T3B125	Federal Tier 3 Bin 125	T4B40	Federal Tier 4 Bin 40
T3B110	Federal Tier 3 Transitional Bin 110	T4B35	Federal Tier 4 Bin 35
T3B85	Federal Tier 3 Transitional Bin 85	T4B30	Federal Tier 4 Bin 30
T3SULEV30	Federal Tier 3 Transitional LEV-II SULEV30 Carryover	T4B25	Federal Tier 4 Bin 25
T3B70	Federal Tier 3 Bin 70	T4B20	Federal Tier 4 Bin 20
T3B50	Federal Tier 3 Bin 50	T4B15	Federal Tier 4 Bin 15
T3B30	Federal Tier 3 Bin 30	T4B10	Federal Tier 4 Bin 10
T3B20	Federal Tier 3 Bin 20	T4B5	Federal Tier 4 Bin 5
T3B0	Federal Tier 3 Bin 0	T4B0	Federal Tier 4 Bin 0
HDV2B395	Federal Tier 3 HD Class 2b Transitional Bin 395		

Transmission Type Code			
AMS	Automated Manual- Selectable (e.g. Automated Manual with paddles)	M	Manual
A	Automatic	OT	Other
AM	Automated Manual	SA	Semi-Automatic
CVT	Continuously Variable	SCV	Selectable Continuously Variable (e.g. CVT with paddles)

Drive System Code			
4	4-Wheel Drive	P	Part-time 4-Wheel Drive

Certification Summary Information Report

Test Group	VFMXD00.00MW	**Evaporative/Refueling Family**	--
F	2-Wheel Drive, Front	A	All Wheel Drive
R	2-Wheel Drive, Rear		

Additional Terms and Acronyms

AFC	Alternative Fuel Converter	ICI	Independent Commercial Importer
CSI	Certificate Summary Information	ORVR	Onboard Refueling Vapor Recovery
DF	Deterioration Factor	SIL	Shift Indicator Light
Evap	Evaporation, Evaporative	Trans	Transmission

Test = CERT_NA_MCT
Test File = CERT_NA_MCT

Options = Charge Sustaining Hioki Hioki(Amps/Volts) Sec ShowTol RearAxle BEV NoExh

Test Init Start = 08 February 2024 08:01:54 Test Start = 08 February 2024 08:26:40
Posttest Completed At = 08 February 2024 11:48:55 Test Finish = 08 February 2024 11:48:22

Personnel Information::

Driver	= JLAGINE3/JADAM12	Operator	= JADAM12/JLAGINE3
Requestor	= sgadam1	Supervisor	= DBELKEN

Vehicle Information:

VIN	= PTH1-0.0-648	Cert Tracking ID	=
Vehicle Model	= TRANSIT	Model Year	= 2024
Engine Family	=	Eng. Disp.	= 0.0L
Ignition Status	=	Transmission	= Auto
Automatic	= 1	Sample Delay	= unused
Test Begin Odometer	= 5828.4	Test end Odometer	= 5936.2
Tire Pressure Front	= 52.00 (psi)	Tire Pressure Rear	= 80.00 (psi)
Fan Selection	= RSM		

Vehicle Conditions:

Ambient Limit Type	= AMBIENT

Test Specifications:

TO-Number	= OPD1U	CVS BulkStream Flow :	= 4) 350 scfm
TestNet Number	= WEWR3A	Exhaust Flow Path	= No Exhaust
Electric Mode Determination	= None	MCT-Number	= WEWR3B
Lab Avg Bg Filter Weight DB	=		

Dynamometer:

Dynamometer ID	=	Dynamometer Cycle Validatio	=
Dynamometer Power Absorptio	=	Inertia	= 9000 (lb)
Road Load A	= 2.96 (lbf)	Road Load B	= 0.3285 (lbf/mph)
Road Load C	= 0.08872 (lbf/mph2)		
Track Inertia	= 9135 (lb)	Track F0 Coefficient	= 67.51 (lbf)
Track F1 Coefficient	= 0.5869 (lbf/mph)	Track F2 Coefficient	= 0.08963 (lbf/mph2)
Dyno 2WD/4WD Mode	= 4WD		

Fuel Information:

Fuel	= NONE	Density(kg/l)	= 0.0000
Specific Gravity	= 0.0000	NHV	= 0.00
Fuel R-Factor	= 0.00	CWF	= 0.0000
OWF	= 0.0000	HWF	= 0.0000
Fuel Calculation Type	= Gasoline/EPA Regulations		

Phase Information:

	Shift Tables	Event Tables
Phase 1	AUTO	NotRequired
Phase 2	AUTO	NotRequired
Phase 3	AUTO	NotRequired
Phase 4	AUTO_HS	NotRequired
Phase 5	AUTO_HS	NotRequired
Phase 6	AUTO_HS	NotRequired
Phase 7	AUTO_HS	NotRequired
Phase 8	AUTO	NotRequired
Phase 9	AUTO	NotRequired
Phase 10	AUTO	NotRequired

Response Factors:

Pre Test Remarks:

Post Test Remarks:
NO PROBLEMS NOTICED DURING TEST

Non-Critical Information:

IUVP Vehicle Tracking #	=	APTL_VOIDORRESTART	= 0

	Test Info		Times Info	
Phase 1:	Baro (inHg) =	29.43	Phase Start	= 08:26:40
	Temp (°F) =	74.3	Phase Finish	= 08:49:32
	Humid (gr/lb) =	24.29		
	Ahum (gr/lb) =	24.3	Elapsed (sec) =	1372.0
			Drv Err (sec) =	0.0
	Dist (mi) =	7.466		
Phase 2:	Baro (inHg) =	29.43	Phase Start	= 08:49:32
	Temp (°F) =	73.5	Phase Finish	= 08:49:47
	Humid (gr/lb) =	24.35		
	Ahum (gr/lb) =	24.3	Elapsed (sec) =	15.0
			Drv Err (sec) =	0.0
	Dist (mi) =	0.000		
Phase 3:	Baro (inHg) =	29.42	Phase Start	= 08:49:47
	Temp (°F) =	75.5	Phase Finish	= 09:02:32
	Humid (gr/lb) =	24.77		
	Ahum (gr/lb) =	24.8	Elapsed (sec) =	765.0
			Drv Err (sec) =	0.0
	Dist (mi) =	10.258		
Phase 4:	Baro (inHg) =	29.42	Phase Start	= 09:12:49
	Temp (°F) =	74.0	Phase Finish	= 09:35:41
	Humid (gr/lb) =	24.81		
	Ahum (gr/lb) =	24.8	Elapsed (sec) =	1372.0
			Drv Err (sec) =	0.0
	Dist (mi) =	7.471		
Phase 5:	Baro (inHg) =	29.41	Phase Start	= 09:38:48
	Temp (°F) =	74.7	Phase Finish	= 10:20:28
	Humid (gr/lb) =	24.48		
	Ahum (gr/lb) =	24.5	Elapsed (sec) =	2500.0
			Drv Err (sec) =	0.0
	Dist (mi) =	43.910		
Phase 6:	Baro (inHg) =	29.40	Phase Start	= 10:26:42
	Temp (°F) =	74.1	Phase Finish	= 10:49:34
	Humid (gr/lb) =	23.87		
	Ahum (gr/lb) =	23.9	Elapsed (sec) =	1372.0
			Drv Err (sec) =	0.0
	Dist (mi) =	7.455		
Phase 7:	Baro (inHg) =	29.40	Phase Start	= 10:49:34
	Temp (°F) =	73.4	Phase Finish	= 10:49:49
	Humid (gr/lb) =	24.08		
	Ahum (gr/lb) =	24.1	Elapsed (sec) =	15.0
			Drv Err (sec) =	0.0
	Dist (mi) =	0.000		
Phase 8:	Baro (inHg) =	29.39	Phase Start	= 10:49:49
	Temp (°F) =	75.0	Phase Finish	= 11:02:34
	Humid (gr/lb) =	24.28		
	Ahum (gr/lb) =	24.3	Elapsed (sec) =	765.0
			Drv Err (sec) =	0.0
	Dist (mi) =	10.248		
Phase 9:	Baro (inHg) =	29.39	Phase Start	= 11:12:47
	Temp (°F) =	74.2	Phase Finish	= 11:35:39
	Humid (gr/lb) =	25.04		
	Ahum (gr/lb) =	25.0	Elapsed (sec) =	1372.0
			Drv Err (sec) =	0.0
	Dist (mi) =	7.452		
Phase 10:	Baro (inHg) =	29.38	Phase Start	= 11:35:55
	Temp (°F) =	75.0	Phase Finish	= 11:48:22
	Humid (gr/lb) =	25.65		
	Ahum (gr/lb) =	25.7	Elapsed (sec) =	746.8
			Drv Err (sec) =	12.6
	Dist (mi) =	12.785		

Phase		1	2	3	4	5	6	7	8	9	10
Test Result	Units	UDDS_1	IDLE	HFEDS_1	UDDS_2	CSC_1	UDDS_3	IDLE	HFEDS_2	UDDS_4	CSC_2
Hioki Channel 1	Wh	−4011.000	0.000	−7339.000	−3894.000	−43651.000	−3805.000	0.000	−7212.000	−3803.000	−12963.000
Hioki Channel 2	Wh	----	----	----	----	----	----	----	----	----	----
Hioki Channel 3	Wh	----	----	----	----	----	----	----	----	----	----
Hioki Channel 4	Wh	−141.000	−2.000	−68.000	−143.000	−216.000	−143.000	−2.000	−75.000	−179.000	−236.000
Hioki Channel 5	Wh	----	----	----	----	----	----	----	----	----	----
Hioki Channel 6	Wh	----	----	----	----	----	----	----	----	----	----
Total Channels	Wh	−4152.000	−2.000	−7407.000	−4037.000	−43867.000	−3948.000	−2.000	−7287.000	−3982.000	−13199.000
Distance	mi	7.466	0.000	10.258	7.471	43.910	7.455	0.000	10.248	7.452	12.785
Energy Consumption	Wh/mi	−556.114	----	−722.080	−540.375	----	−529.588	----	−711.037	−534.343	----
K Factor	−	0.047	----	0.500	0.318	----	0.318	----	0.500	0.318	----

Usable Battery Energy	Wh	−87883.000
Discharge Amp−hours	Ah	−256.288
Deceleration Time	s	12.050
Final phase distance	%	11.943

		City	Highway	Combined
Weighted Energy Consumption	Wh/mi	−535.777	−716.559	----
Unadjusted Range	mi	164.029	122.646	145.407

Test Summary	----

Test Result	Units	
Recharge Time	hh:mm:ss	----
AC Recharge Energy	Wh	----
DC Recharge Amp−Hours	Ah	----
Recharge Allocation Factor	−	----
Charge Recovery	−	----

		City	Highway	Combined
AC Energy Consumption	Wh/mi	----	----	----
AC Energy Consumption	kWh/100mi	----	----	----
Fuel Economy Equivalent	MPGe	----	----	----

Recharge data needed − patch not complete

Driver Rating Parameters
Method SAE J2951

Trace/Mode Files

Phase	Trace	Mode Data
1	epa74+idle	EPA1374
2	epa74+idle	EPA1374
3	hwfet	HWFET
4	epa74	EPA1374
5	mct_temp_70222_1	
6	epa74+idle	EPA1374
7	epa74+idle	EPA1374
8	hwfet	HWFET
9	epa74	EPA1374
10	mct_temp_70222_2	

EBDR Coefficients
Inertia: 9135 (lb)
F0: 67.51 (lbf)
F1: 0.5869 (lbf/mph)
F2: 0.08963 (lbf/mph2)

Scaled Results

Phase	EER %	ASCR %	IWR %
1	−0.12	−0.06	0.06
2	0.00	0.00	0.00
3	0.27	1.88	2.23
4	−0.26	−1.06	0.07
6	−0.29	−0.09	0.32
7	0.00	0.00	0.00
8	0.09	3.83	4.89
9	−1.11	−2.25	−0.90
Total	−0.17	−0.48	0.69

DATA VALIDATION

PARAMETER DESCRIPTION	VALUE OF PARAMETER	LIMIT OF PARAMETER
Temperature	VALID	68 – 86 (degF)
Barometer	VALID	28 – 31 (inHg)
Absolute Humidity	DETAILS BELOW	40 – 60 (gr/lb)
Phase Length	VALID	2 (%)
Distance	VALID	2 (%)
Test Hold Conditions	VALID	60 (sec)
Hot Soak Length	VALID	540 – 660 (sec)
		300 – 1800 (sec)
		540 – 660 (sec)
Driver Violations	VALID	Speed Tolerance Phase 1: 2 (mph)
		Time Tolerance Phase 1: 1 (sec)
		Violation Time Tolerance Phase 1: 2 (sec)
		Speed Tolerance Phase 2: 2 (mph)
		Time Tolerance Phase 2: 1 (sec)
		Violation Time Tolerance Phase 2: 2 (sec)
		Speed Tolerance Phase 3: 2 (mph)
		Time Tolerance Phase 3: 1 (sec)
		Violation Time Tolerance Phase 3: 2 (sec)
		Speed Tolerance Phase 4: 2 (mph)
		Time Tolerance Phase 4: 1 (sec)
		Violation Time Tolerance Phase 4: 2 (sec)
		Speed Tolerance Phase 5: 2 (mph)
		Time Tolerance Phase 5: 1 (sec)
		Violation Time Tolerance Phase 5: 2 (sec)
		Speed Tolerance Phase 6: 2 (mph)
		Time Tolerance Phase 6: 1 (sec)
		Violation Time Tolerance Phase 6: 2 (sec)
		Speed Tolerance Phase 7: 2 (mph)
		Time Tolerance Phase 7: 1 (sec)
		Violation Time Tolerance Phase 7: 2 (sec)
		Speed Tolerance Phase 8: 2 (mph)
		Time Tolerance Phase 8: 1 (sec)
		Violation Time Tolerance Phase 8: 2 (sec)
		Speed Tolerance Phase 9: 2 (mph)
		Time Tolerance Phase 9: 1 (sec)
		Violation Time Tolerance Phase 9: 2 (sec)
		Speed Tolerance Phase 10: 2 (mph)
		Time Tolerance Phase 10: 1 (sec)
		Violation Time Tolerance Phase 10: 2 (sec)
MCT Driver Violations	VALID	Speed Tolerance Phase 1: 4 (mph)
		Time Tolerance Phase 1: 2 (sec)
		Violation Time Tolerance Phase 1: 0 (sec)
		Speed Tolerance Phase 2: 4 (mph)
		Time Tolerance Phase 2: 2 (sec)
		Violation Time Tolerance Phase 2: 0 (sec)
		Speed Tolerance Phase 3: 4 (mph)
		Time Tolerance Phase 3: 2 (sec)
		Violation Time Tolerance Phase 3: 0 (sec)
		Speed Tolerance Phase 4: 4 (mph)
		Time Tolerance Phase 4: 2 (sec)
		Violation Time Tolerance Phase 4: 0 (sec)
		Speed Tolerance Phase 5: 4 (mph)
		Time Tolerance Phase 5: 2 (sec)
		Violation Time Tolerance Phase 5: 0 (sec)
		Speed Tolerance Phase 6: 4 (mph)
		Time Tolerance Phase 6: 2 (sec)
		Violation Time Tolerance Phase 6: 0 (sec)
		Speed Tolerance Phase 7: 4 (mph)
		Time Tolerance Phase 7: 2 (sec)
		Violation Time Tolerance Phase 7: 0 (sec)
		Speed Tolerance Phase 8: 4 (mph)
		Time Tolerance Phase 8: 2 (sec)
		Violation Time Tolerance Phase 8: 0 (sec)
		Speed Tolerance Phase 9: 4 (mph)
		Time Tolerance Phase 9: 2 (sec)
		Violation Time Tolerance Phase 9: 0 (sec)
		Speed Tolerance Phase 10: 4 (mph)
		Time Tolerance Phase 10: 2 (sec)
		Violation Time Tolerance Phase 10: 0 (sec)
Odometer	VALID	0.0 – 1000000.0
MCT Breakoff Deceleration	VALID	15 (sec)

MCT CSC2 Distance	VALID	20 (%)
MCT Average Voltage	VALID	50 (volt)
MCT Polarity	VALID	0.002 (amp−hr)
HFED Hot Soak Length	VALID	540 − 660 (sec)
		540 − 660 (sec)
		540 − 660 (sec)
		540 − 660 (sec)
		540 − 660 (sec)
CSC Middle Hot Soak Length	VALID	300 − 1800 (sec)
		300 − 1800 (sec)
		300 − 1800 (sec)
		300 − 1800 (sec)
		300 − 1800 (sec)
CarFlow Exhaust Volume	VALID	0.1 (m3)

Absolute Humidity

Limits: 40 − 60 (gr/lb)

Start Time	Test Time	Phase	End Time	Test Time	Phase	Length (sec)	Average (gr/lb)	Status
1.0	1.0	1	12102.1	746.8	10	12101.1	24.57	(under)

1 violation.

Device	Samp	Alarm	Phase	Start ttime	Phase	End ttime	Duration (sec)	Start Time

17 California Requirements

17.1 Statement of Compliance

17.1.1 General Statement

Ford Motor Company states that in regard to the vehicle control systems and all related parameters the production vehicles will be identical to the test vehicles which are used for certification testing.

17.1.2 Drivability Statement

The 2027 model year Ford eTransit vehicles meet the typical drivability requirements that the United States market expects, including acceleration rates, braking performance and stability performance. Furthermore, this vehicle meets all applicable FMVSS standards.

17.2 Supplemental Data and Certification Review Sheet

17.2.1 Certification Review Sheet

See Attachment.

E.O.#.

2027 MY MODEL-YEAR AIR RESOURCES BOARD CERTIFICATION REVIEW SHEET ZEV-PASSENGER CARS, LIGHT-DUTY TRUCKS AND MEDIUM-DUTY VEHICLES

Manufacturer: Ford Motor Company Test Group: VFMXD00.00MW

Range Test Results								
		(check one)	(check one)			System	System	Vehicle
Vehicle ID	Trans	TW _____	DPA _____		Unadjusted Range (mi)	AC (Wh/mi)	DC (Wh/mi)	DC (Wh/mi)
		ETW / GVWR _X____	RLHP _____					
			dyno coeff. X					
PTH1-0.0 -648	CVT	9000	F0 = 67.51	Ford UDDS Original Test	163.94	610.37	559.50	536.14
			F1 = 0.5869				540.59	
			F2 = 0.08963				529.76	
							534.58	
				Ford HWY Original Test	122.5581	815.82	722.16	716.60
							711.04	

Battery Test Results: Specific Energy (Whr/kg) _186.6

Vehicle Models	Trans type	Calibration	ETW (lb)	Tires	TRLHP
eTransit	CVT (single speed)	RTTHC1NA06	9000	P235/65R16	42.8

Fuel Fired Heater Test Results (emission results in grams/mile): NA

NMHC
CO
NOx Remarks:

----------ARB USE ONLY ----------

Application Processed By: _____ Date:_____

Reviewed by: _____ Date: _____

17.3 Reserved

17.4 Credits

17.4.1 Description of multi-manufacturer arrangements

Not applicable to this program. Ford is the sole manufacturer of this product.

17.4.2 Credit Calculation

Complete and Incomplete Vehicle Variants

Advanced Clean Trucks Regulation: (h) Zero-Emission Powertrain Certification for ZEVs. Beginning with the 2024 model year, on-road ZEVs over 14,000 pounds GVWR and incomplete medium-duty ZEVs from 8,501 through 14,000 pounds GVWR produced and delivered for sale in California must meet the requirements of 13 CCR section 1956.8 and 17 CCR section 95663 as amended by the Zero-Emission Powertrain Certification regulation to receive ZEV credit.

PART I: Heavy-Duty Zero-Emission Powertrain Certification Requirements A. General Applicability. All Model Year (MY) 2021 and subsequent MY battery electric and hydrogen fuel-cell powertrains intended for use in heavy-duty vehicles (over 14,000 pounds gross vehicle weight rating) and incomplete medium-duty vehicles (from 8,501 through 14,000 pounds gross vehicle weight rating) may be certified to these procedures.

(a) ZEV Credit Calculation. A manufacturer may generate ZEV credits for each ZEV produced and delivered for sale in California for the manufacturer-designated model year. ZEV credits are earned when a new on-road vehicle is sold to the ultimate purchaser in California. The ZEV credit generated for each vehicle sold is equal to the value of the appropriate weight class modifier in Table A-2 of section 1963.1.

Table A-2. Weight Class Modifiers

	Vehicles in the Class 2b-3	Class 4-5 Vehicles in the Class 4-8 Group	Class 6-7 Vehicles in the Class 4-8 Group	Class 8 Vehicles in the Class 4-8 Group	Vehicles in the Class 7 and 8 Tractor Group
Weight Class Modifier	0.8	1	1.5	2	2.5

17.5 Vehicle Safety

17.5.1 All Information for Safe Operation of Vehicle

Details on how to operate the vehicle can be found in the owners guide.

Note that the vehicle is started and driven in the same manner as a conventional I.C.E. vehicle.

17.5.2 Information on Safe Handling of Battery System

The battery is to be serviced only by technicians that are authorized to do so by Ford. The details will be available prior to production

17.5.3 Description of Emergency Procedures

Emergency procedures are described in Owner's guide. Please refer to owner's guide for details.

SECTION 18

Revisions