

Part 1

Revision List

Test Group: TNSXV0000E5A

<u>Revision Date</u>	<u>Revision Page (*: New page)</u>	<u>Description of Revision</u>
12/04/25	(For CARB and EPA) SEC16(9)-(a)	Addition of Battery C/3 Information
01/23/26	(For CARB and EPA) SEC12(4)-2	Correction of Load setting for dyno procedure due to typo
	(For CARB) SEC17(9)-3	Update of Summary of warranty coverage

Application For Certification

Part1

Individual application for 2026 Model Year

Durability Group	TNSXEEVNN530
Evaporative / Refueling Family	N.A.
Test Group	TNSXV0000E5A
Test Group Description	BEV (Battery Electric Vehicle) Federal LDV / California PC
Exhaust Emission Standard	Federal Tier 3 Bin 0 (Tier 3 Compliant), CFV-ZEV, ILEV / California ZEV
Evaporative Emission Standard	N.A.
Vehicles Covered	NISSAN LEAF 53kWh (18 inch steel wheels) (50 States)
Vehicles Run	USB579-00 (MCT TN:TNSX10091565)
Issue Date	November 10, 2025
Response Requested By	January 5, 2026
For Questions, Contact	Ryuichi Haya Telephone No. 248-488-4654

NISSAN MOTOR CO., LTD.

Part I
TABLE OF CONTENTS

Section	Title	Application	
		General	Individual
1	Correspondence and Communications	X	
2	Durability Group Description	X	
3	Evaporative/Refueling Family	X	
4	Durability Procedure Description	X	
5	Test Group Description		X
6	Test Vehicle Description		X
7	Test Results		X
8	Emission Testing Waiver Statement and Other Statement	X	
9	OBD System Description	X	X
10	Description of Alternate-fueled Vehicles		X
11	AECD Description		X
12	Description of Vehicles Covered by Certificate and Test Parameters		
	(1) Starting	X	
	(2) Shifting	X	
	(a) Automatic transmission	X	
	(b) Electric vehicle	X	
	(c) Manual transmission		X
	(3) List of Certified Vehicles		X
	(4) Test Parameter		X
	(5) Fuel storage system leak test method	This model is not applied.	
13	Projected Sales	X	
14	Request for Certification		X
15	Other Information		
	(1) Fee Filing Form		X
16	Confidential Information		
	(1) OBD System Description (related to Sec 9 in Part 1)	X	X
	(2) Catalyst Information (related to Sec 2 in Part 1)	X	
	(3) Durability Procedures (related to Sec 4 in Part 1)	X	
	(a) Bench aging procedure for Exhaust Emission (flow)	X	
	(b) Bench aging procedure for Exhaust Emission (aging conditions)		X
	(c) Bench aging procedure for Evaporative Emission	X	
	(4) Projected Sales (related to Sec 13 in Part 1) and Applicable Standard	X	
	(5) Phase-in Plan (related to Sec 13 in Part 1)	X	
	(6) Catalyst Code Identification (related to Sec 3 in Part 2)	X	
	(7) Projected Fleet Average Calculation	X	
	(8) AECD Description (related to Sec 11 in Part 1)		X
	(9) Description of Electric Vehicles		
	(a) Battery Information (related to Sec 12(3) in Part 1)		X
	(b) Summary Information (related to Sec 7 in Part 1)		X
	(10) The procedure of setting maintenance mode (related to Sec 12(1) in Part 1)	X	
	(11) Engine Oil Specification	This model is not applied.	
17	California ARB Information		
	(1) Supplemental Data Sheet and Certification Review Sheet		X
	(2) Vehicle Information Sheet (related to Sec 6 in Part 1)		X
	(3) Fill Pipe Specification	This model is not applied.	
	(4) "Vehicle Emission Control Information" Label Sample		X
	(5) Summary Information for Vehicle values for ZEV		X
	(6) List of 50F and LEV III PM emission test groups	X	
	(7) Attestation		X
	(8) Supplemental Information		
	1. Draft Long-Term Emission System Defect Warranty Parts List	This model is not applied (Part2 Submission)	
	2. Draft High-Cost Warranty Parts List	This model is not applied (Part2 Submission)	
	3. Road Load	X	
	(9) Information for § 1962.4. ZEV Requirements		X

SEC5

5. Test Group Description

Test Group Name	Fuel	Sales area	Vehicle Class	Emission St'd Class
TNSXV0000E5A	Electricity	50S	Federal LDV / California PC	Federal Tier 3 Bin 0 (Tier 3 Compliant), CFV-ZEV, ILEV / California ZEV

TNSXV0000E5A

Issue date: Refer to cover page

Revision date:

SEC6

6. Test Vehicle Description

Vehicle Class	Model Covered	Engine Code	Motor Model	Transmission	ETW (lbs)	GVWR (lbs)	Axle Ratio	Tire	
								Size	Type
Federal LDV / California PC	LEAF 53kWh (18 inch steel wheels)	EVAAG	YM52	Auto (Fixed single Speed)	4250	4872	9.328	215/55R18	All season

TNSXV0000E5A

Issue date: Refer to cover page

Revision date:

SEC7

7. Test Results

<u>Test Loc.</u>	<u>Test Number</u>	<u>Mode</u>	<u>Sales Area</u>	<u>Official Test (marked by X)</u>	<u>Certification Level</u>
Mfr	TNSX10091565	MCT All-Electric Range Test	50 states	X	Refer to the Certification Summary Information Report

TNSXV0000E5A

Issue date: Refer to cover page

Revision date:

Certification Summary Information Report

Test Group		TNSXV0000E5A			Evaporative/Refueling Family			--		
Models Covered by this Certificate										
Carline Manufacturer	Division	Carline	Certification Region Code(s)	Drive System	Trans - Type	- # of Gears	Trans - Lockup			
Nissan Motor Co., Ltd.	1 - NISSAN	24 - LEAF 53kWh (18 inch steel wheels)	Federal	2-Wheel Drive, Front	Automatic	1	Yes			
Nissan Motor Co., Ltd.	1 - NISSAN	24 - LEAF 53kWh (18 inch steel wheels)	California + CAA Section 177 states	2-Wheel Drive, Front	Automatic	1	Yes			
Engine Description										
Hybrid Type				Hybrid Description			--			
Engine Type				Mfr Engine Description			--			
Engine Block Arrangement				Mfr Engine Block Arrangement Description			--			
Camless Valvetrain Indicator				Oil Viscosity/Classification			--			
Number of Cylinders/Rotors				Mechanically Variable Compression Ratio Indicator			--			
After Treatment Device(s) (ATD)										
Mfr After Treatment Device (ATD) Comments				--						
Direct Ozone Reduction (DOR) Device				--						
Mfr Emission Control Device Comments				--						
Official Test Numbers										
Test Group Fuel	FTP	US06	SC03	Cold CO	Highway	EPA City Litmus Value	EPA City Litmus Threshold	EPA Highway Litmus Value	EPA Highway Litmus Threshold	CREE Weighting Factor
Electricity	--	--	--	--	--	--	--	--	--	--
Official Charge Depleting Test Numbers										
Test Group Fuel	UDDS	Highway								
Electricity	--	--								

Certification Summary Information Report

Test Group	TNSXV0000E5A	Evaporative/Refueling Family	--
Hybrid Electric Vehicle And Fuel Cell Information			
Rechargeable Energy Storage System	Battery(s)	Rechargeable Energy Storage System, if Other	--
Battery Type	Lithium Ion	Number of Battery Packs	1
Total Voltage of Battery Packs	372	Battery Energy Capacity	148
Battery Specific Energy	147.1	Battery Charger Type	On-Board
Number of Capacitors	--	Capacitor Rating (In Farads)	--
Mfr Capacitor Comments	--		
Hydraulic System Description	--		
Regenerative Braking Type	Electrical Regen Brake		
Regenerative Braking Source	Front Wheels	Driver Controlled Regenerative Braking	No
Mfr Regenerative Braking Description	--		
Drive Motor(s)/Generator(s)	1		
Motor/Generator Type 1	Alternating Current 3-phase	Rated Motor/Generator Power	130
Mfr Fuel Cell Description	--		
Fuel Cell On-Board H2 Storage Capacity (kg)	--	Usable H2 Fill Capacity (kg)	--
Mfr Hybrid Electric/ Electric Vehicle Comments	--		

Certification Summary Information Report

Test Group	TNSXV0000E5A	Evaporative/Refueling Family	--
-------------------	--------------	-------------------------------------	----

Emission Data Vehicle Information

Vehicle ID / Configuration	USB579 / 0	Manufacturer Vehicle Configuration Number	0
Original Test Group Name	TNSXV0000E5A	Original Evaporative/Refueling Family	--
Original Test Vehicle Model Year	2026		
Vehicle Model			
Represented Test Vehicle Make	NISSAN	Represented Test Vehicle Model	NISSAN LEAF 53kWh (18 inch steel wheels) S

Leak Family Details

Leak Family Identifier	--	Leak Family Name	--
-------------------------------	----	-------------------------	----

Drive Sources and Fuel System Details

Drive Source and Fuel#	Drive Source	Fuel
1	Electric Motor	Electricity

Hybrid Indicator	No	Multiple Fuel Combustion	--
Multiple Fuel Storage	--	Rechargeable Energy Storage System Indicator	Yes
Fuel Cell Indicator	No	Rechargeable Energy Storage System, if 'Other'	--
Rechargeable Energy Storage System	Battery(s)		
Off-board charge Capable Indicator	Yes	Odometer Correction Factor	0.963
Odometer Correction -- Initial	0	<small>- = System Miles is equal to (Test odometer reading - Initial system miles) * Correction factor</small>	
Odometer Correction Sign	Miles		
Odometer Correction Units	EVAAG	Rated Horsepower	174
Engine Code	99.999		
Displacement (liters)	Naturally Aspirated	Air Aspiration Method, if 'Other'	
Air Aspiration Method	--	Air Aspiration Device Configuration	--
Number of Air Aspiration Devices	--	Drive Mode While Testing	2-Wheel Drive, Front
Charge Air Cooler Type	Not equipped	Aged Emission Components	4,000 (mi)
Shift Indicator Light Usage	3975	Equivalent Test Weight (pounds)	4250
Curb Weight (lbs)	--	N/V Ratio	119.6
GVWR (lbs)	9.33		
Axle Ratio	Auto(Fixed Single Speed)	# of Transmission Gears	1
Transmission Type	Yes	Creep Gear	No
Transmission Lockup			

Dynamometer Coefficients:

Coefficient Category	Target Coefficients			Set Coefficients			EPA Calculated Total Road Load Horse Power for City/Highway/Evap Coefficients
	A (lbf)	B (lbf/mph)	C (lbf/mph**2)	A (lbf)	B (lbf/mph)	C (lbf/mph**2)	
City/Highway/Evap	26.3	0.3831	0.01641	12.88	-0.0106	0.01865	11.5

Certification Summary Information Report

Test Group	TNSXV0000E5A	Evaporative/Refueling Family	--
Emission Control Device Comments	Displacement is entered as a dummy.		
Manufacturer Test Vehicle Comments	STANDARD mode.		

Certification Summary Information Report

Test Group	TNSXV0000E5A	Evaporative/Refueling Family	--
Test #	TNSX10091565	Test Procedure	77 - Multi-Cycle Test (MCT)
Exhaust Test # for this Evap Test	--	Test Fuel Type	62 - Electricity
Test Date	07/08/2025	Fuel	Electricity
Fuel Batch ID	--	Fuel Calibration Number	--
Vehicle Class	LDV/Passenger Car	DF Type	Mfr. Determined
Verify Test Lab ID	560-2 Okatsukoku		
E10 Evaporative Test Measurement Method	--		
Test Start Odometer Reading	1075	Odometer Units	M
4WD Test Dyno	No	Diesel Adjustment Factor Usage	--
State of Charge Delta	--		
Drive Cycle Speed Tolerance Criteria	Used Part 1066 (+/- 2.0 mph, +/- 1.0 sec)	Road Speed Fan Usage	Yes

PHEV/EV Charge Depleting Test Information

Recharge Event Voltage	240	Recharge Event Energy (kiloWatt-hours)	59.5454
Charge Depleting Range (Calculated miles)	330.205	Charge Depleting Range (Actual miles)	330.205
Charge Depleting Range Highway (Calculated miles)	275.716	Derived 5-Cycle Coefficient Model Year	--
All Electric Range Unadjusted (miles)	--	Equivalent All Electric Range (miles)	330.205
Number of Charge Depleting Bags/Phases Conducted	8	Transition Bag/Phase Number	--

Charge Depleting Bag/Phase #1

Test Result/Emission Name	Unrounded Test Result
Actual Distance Driven (miles)	7.429
Carbon-Related Exhaust Emissions	0
Drive Trace Absolute Speed Change Rating	0.31
Drive Trace Energy Economy Rating	0.07
Drive Trace Inertia Work Ratio Rating	0.29
Integrated DC KW-HRS	1.27593
Manufacturer Fuel Economy	19.2254063

Charge Depleting Bag/Phase #2

Certification Summary Information Report

Test Group	TNSXV0000E5A	Evaporative/Refueling Family	--																
<table border="1"> <thead> <tr> <th>Test Result/Emission Name</th> <th>Unrounded Test Result</th> </tr> </thead> <tbody> <tr> <td>Actual Distance Driven (miles)</td> <td>10.244</td> </tr> <tr> <td>Carbon-Related Exhaust Emissions</td> <td>0</td> </tr> <tr> <td>Drive Trace Absolute Speed Change Rating</td> <td>1.81</td> </tr> <tr> <td>Drive Trace Energy Economy Rating</td> <td>0.26</td> </tr> <tr> <td>Drive Trace Inertia Work Ratio Rating</td> <td>1.83</td> </tr> <tr> <td>Integrated DC KW-HRS</td> <td>2.00347</td> </tr> <tr> <td>Manufacturer Fuel Economy</td> <td>21.8923464</td> </tr> </tbody> </table>				Test Result/Emission Name	Unrounded Test Result	Actual Distance Driven (miles)	10.244	Carbon-Related Exhaust Emissions	0	Drive Trace Absolute Speed Change Rating	1.81	Drive Trace Energy Economy Rating	0.26	Drive Trace Inertia Work Ratio Rating	1.83	Integrated DC KW-HRS	2.00347	Manufacturer Fuel Economy	21.8923464
Test Result/Emission Name	Unrounded Test Result																		
Actual Distance Driven (miles)	10.244																		
Carbon-Related Exhaust Emissions	0																		
Drive Trace Absolute Speed Change Rating	1.81																		
Drive Trace Energy Economy Rating	0.26																		
Drive Trace Inertia Work Ratio Rating	1.83																		
Integrated DC KW-HRS	2.00347																		
Manufacturer Fuel Economy	21.8923464																		
Charge Depleting Bag/Phase #3																			
<table border="1"> <thead> <tr> <th>Test Result/Emission Name</th> <th>Unrounded Test Result</th> </tr> </thead> <tbody> <tr> <td>Actual Distance Driven (miles)</td> <td>7.438</td> </tr> <tr> <td>Carbon-Related Exhaust Emissions</td> <td>0</td> </tr> <tr> <td>Drive Trace Absolute Speed Change Rating</td> <td>-0.14</td> </tr> <tr> <td>Drive Trace Energy Economy Rating</td> <td>-0.35</td> </tr> <tr> <td>Drive Trace Inertia Work Ratio Rating</td> <td>-0.29</td> </tr> <tr> <td>Integrated DC KW-HRS</td> <td>1.21573</td> </tr> <tr> <td>Manufacturer Fuel Economy</td> <td>18.296162</td> </tr> </tbody> </table>				Test Result/Emission Name	Unrounded Test Result	Actual Distance Driven (miles)	7.438	Carbon-Related Exhaust Emissions	0	Drive Trace Absolute Speed Change Rating	-0.14	Drive Trace Energy Economy Rating	-0.35	Drive Trace Inertia Work Ratio Rating	-0.29	Integrated DC KW-HRS	1.21573	Manufacturer Fuel Economy	18.296162
Test Result/Emission Name	Unrounded Test Result																		
Actual Distance Driven (miles)	7.438																		
Carbon-Related Exhaust Emissions	0																		
Drive Trace Absolute Speed Change Rating	-0.14																		
Drive Trace Energy Economy Rating	-0.35																		
Drive Trace Inertia Work Ratio Rating	-0.29																		
Integrated DC KW-HRS	1.21573																		
Manufacturer Fuel Economy	18.296162																		
Charge Depleting Bag/Phase #4																			
<table border="1"> <thead> <tr> <th>Test Result/Emission Name</th> <th>Unrounded Test Result</th> </tr> </thead> <tbody> <tr> <td>Actual Distance Driven (miles)</td> <td>165.073</td> </tr> <tr> <td>Carbon-Related Exhaust Emissions</td> <td>0</td> </tr> <tr> <td>Drive Trace Absolute Speed Change Rating</td> <td>0</td> </tr> <tr> <td>Drive Trace Energy Economy Rating</td> <td>0</td> </tr> <tr> <td>Drive Trace Inertia Work Ratio Rating</td> <td>0</td> </tr> <tr> <td>Integrated DC KW-HRS</td> <td>41.20207</td> </tr> <tr> <td>Manufacturer Fuel Economy</td> <td>27.9397186</td> </tr> </tbody> </table>				Test Result/Emission Name	Unrounded Test Result	Actual Distance Driven (miles)	165.073	Carbon-Related Exhaust Emissions	0	Drive Trace Absolute Speed Change Rating	0	Drive Trace Energy Economy Rating	0	Drive Trace Inertia Work Ratio Rating	0	Integrated DC KW-HRS	41.20207	Manufacturer Fuel Economy	27.9397186
Test Result/Emission Name	Unrounded Test Result																		
Actual Distance Driven (miles)	165.073																		
Carbon-Related Exhaust Emissions	0																		
Drive Trace Absolute Speed Change Rating	0																		
Drive Trace Energy Economy Rating	0																		
Drive Trace Inertia Work Ratio Rating	0																		
Integrated DC KW-HRS	41.20207																		
Manufacturer Fuel Economy	27.9397186																		
Charge Depleting Bag/Phase #5																			
<table border="1"> <thead> <tr> <th>Test Result/Emission Name</th> <th>Unrounded Test Result</th> </tr> </thead> <tbody> <tr> <td>Actual Distance Driven (miles)</td> <td>7.442</td> </tr> <tr> <td>Carbon-Related Exhaust Emissions</td> <td>0</td> </tr> <tr> <td>Drive Trace Absolute Speed Change Rating</td> <td>0.32</td> </tr> <tr> <td>Drive Trace Energy Economy Rating</td> <td>0.1</td> </tr> <tr> <td>Drive Trace Inertia Work Ratio Rating</td> <td>0.43</td> </tr> <tr> <td>Integrated DC KW-HRS</td> <td>1.187</td> </tr> <tr> <td>Manufacturer Fuel Economy</td> <td>17.8541874</td> </tr> </tbody> </table>				Test Result/Emission Name	Unrounded Test Result	Actual Distance Driven (miles)	7.442	Carbon-Related Exhaust Emissions	0	Drive Trace Absolute Speed Change Rating	0.32	Drive Trace Energy Economy Rating	0.1	Drive Trace Inertia Work Ratio Rating	0.43	Integrated DC KW-HRS	1.187	Manufacturer Fuel Economy	17.8541874
Test Result/Emission Name	Unrounded Test Result																		
Actual Distance Driven (miles)	7.442																		
Carbon-Related Exhaust Emissions	0																		
Drive Trace Absolute Speed Change Rating	0.32																		
Drive Trace Energy Economy Rating	0.1																		
Drive Trace Inertia Work Ratio Rating	0.43																		
Integrated DC KW-HRS	1.187																		
Manufacturer Fuel Economy	17.8541874																		
Charge Depleting Bag/Phase #6																			

Certification Summary Information Report

Test Group	TNSXV0000E5A	Evaporative/Refueling Family	--
-------------------	--------------	-------------------------------------	----

Test Result/Emission Name	Unrounded Test Result
Actual Distance Driven (miles)	10.27
Carbon-Related Exhaust Emissions	0
Drive Trace Absolute Speed Change Rating	6.37
Drive Trace Energy Economy Rating	1.15
Drive Trace Inertia Work Ratio Rating	8.09
Integrated DC KW-HRS	1.9543
Manufacturer Fuel Economy	21.3009918

Charge Depleting Bag/Phase #7

Test Result/Emission Name	Unrounded Test Result
Actual Distance Driven (miles)	7.447
Carbon-Related Exhaust Emissions	0
Drive Trace Absolute Speed Change Rating	0.32
Drive Trace Energy Economy Rating	0.27
Drive Trace Inertia Work Ratio Rating	0.32
Integrated DC KW-HRS	1.1882
Manufacturer Fuel Economy	17.8602375

Charge Depleting Bag/Phase #8

Test Result/Emission Name	Unrounded Test Result
Actual Distance Driven (miles)	11.963
Carbon-Related Exhaust Emissions	0
Drive Trace Absolute Speed Change Rating	0
Drive Trace Energy Economy Rating	0
Drive Trace Inertia Work Ratio Rating	0
Integrated DC KW-HRS	3.1681
Manufacturer Fuel Economy	29.644069

Manufacturer Test Comments

AC Energy[Wh/mile] UDDS/Highway:180/216 , Net Vehicle DC energy consumption [DC Wh/mile] UDDS/Highway:161/193 , MFR FE[mpg] UDDS/Highway:186.9/156.1 , Charge Time[sec]:30955

Certification Summary Information Report

Test Group		TNSXV0000E5A				Evaporative/Refueling Family				--		
Certification Region	Useful Life	Standard Level	Emission Name	Rounded Result	RAF	NMOG/NM HC Ratio	Diesel Adjustment Factor	Add DF	Mult DF	Certification Level	Standard	Pass/Fail
Fed	150,000 miles	Federal Tier 3 Bin 0	CREE	0	--	--	--	0	--	0	--	--
Fed	150,000 miles	Federal Tier 3 Bin 0	CREE	0	--	--	--	0	--	0	--	--
Fed	150,000 miles	Federal Tier 3 Bin 0	CREE	0	--	--	--	0	--	0	--	--
Fed	150,000 miles	Federal Tier 3 Bin 0	CREE	0	--	--	--	0	--	0	--	--
Fed	150,000 miles	Federal Tier 3 Bin 0	CREE	0	--	--	--	0	--	0	--	--
Fed	150,000 miles	Federal Tier 3 Bin 0	CREE	0	--	--	--	0	--	0	--	--
Fed	150,000 miles	Federal Tier 3 Bin 0	CREE	0	--	--	--	0	--	0	--	--
Fed	150,000 miles	Federal Tier 3 Bin 0	CREE	0	--	--	--	0	--	0	--	--
Fed	150,000 miles	Federal Tier 3 Bin 0	CREE	0	--	--	--	0	--	0	--	--
CA	150,000 miles	California ZEV	CREE	0	--	--	--	0	--	0	--	--
CA	150,000 miles	California ZEV	CREE	0	--	--	--	0	--	0	--	--
CA	150,000 miles	California ZEV	CREE	0	--	--	--	0	--	0	--	--
CA	150,000 miles	California ZEV	CREE	0	--	--	--	0	--	0	--	--
CA	150,000 miles	California ZEV	CREE	0	--	--	--	0	--	0	--	--
CA	150,000 miles	California ZEV	CREE	0	--	--	--	0	--	0	--	--
CA	150,000 miles	California ZEV	CREE	0	--	--	--	0	--	0	--	--
CA	150,000 miles	California ZEV	CREE	0	--	--	--	0	--	0	--	--

Fuel Properties

Certification Summary Information Report

Test Group	TNSXV0000E5A	Evaporative/Refueling Family	--						
Consolidated List of Standards									
Exhaust Standards									
Cert Region	California + CAA Section 177 states	Cert/In-Use Code	Cert						
Vehicle Class	LDV/Passenger Car	Standard Level	California ZEV						
Fuel	Electricity	Test Procedure	Multi-Cycle Test (MCT)						
Useful Life	Emission Name	Rounded Result	RAF	NMOG / NMHC	Upward Diesel Adjustment Factor	Downward Diesel Adjustment Factor	Mult DF	Add DF	Std
150,000 miles	CO	--	--	--	--	--	--	0	0.0
150,000 miles	CREE	--	--	--	--	--	--	0	999.999
Cert Region	Federal	Cert/In-Use Code	Cert						
Vehicle Class	LDV/Passenger Car	Standard Level	Federal Tier 3 Bin 0						
Fuel	Electricity	Test Procedure	Multi-Cycle Test (MCT)						
Useful Life	Emission Name	Rounded Result	RAF	NMOG / NMHC	Upward Diesel Adjustment Factor	Downward Diesel Adjustment Factor	Mult DF	Add DF	Std
150,000 miles	CO	--	--	--	--	--	--	0	0.0
150,000 miles	CREE	--	--	--	--	--	--	0	999.999

Certification Summary Information Report

Test Group	TNSXV0000E5A	Evaporative/Refueling Family	--
Glossary			
Useful Life			
4	4,000 miles	120	120,000 miles
50	50,000 miles	150	150,000 miles
100	100,000 miles		
Emission Name			
HC-TOTAL	Total Hydrocarbon	AS-VOLT	Average System Voltage
CO	Carbon Monoxide	CO2 BAG 1	Bag 1 Carbon Dioxide
CO2	Carbon dioxide	CO2 BAG 2	Bag 2 Carbon Dioxide
CREE	Carbon-Related Exhaust Emissions	CO2 BAG 3	Bag 3 Carbon Dioxide
OPT-CREE	Optional Carbon-Related Exhaust Emissions	CO2 BAG 4	Bag 4 Carbon Dioxide
NOX	Nitrogen Oxide	NMOG+NOX	Non-methane organic gases plus Nitrogen Oxides
PM	Particulate Matter	NMOG+NOX-COMP	SFTP Composite Non-methane Organic Gases + Nitrogen Oxides
PM-COMP	SFTP Composite Particulate Matter	DT-IWRR	Drive Trace Inertia Work Ratio Rating
HC-NM	Non-methane Hydrocarbon	DT-ASCR	Drive Trace Absolute Speed Change Rating
OMHCE	Organic material Hydrocarbon Equivalent	DT-EER	Drive Trace Energy Economy Rating
OMNMHCE	Organic material non-methane HC equivalent	COMB-CREE	Combined Carbon-Related Exhaust Emissions
NMOG	Non-methane organic gases	COMB-OPT-CREE	Combined Optional Carbon-Related Exhaust Emissions
HCHO	Formaldehyde	HC-TOTAL-EQUIV	Total Hydrocarbon equivalent - Evap only
H3C2HO	Acetaldehyde	METHANE-COMB	Combined CH4 for HD 2b/3 vehicles only
HC-NM+NOX	SFTP Non-methane Hydrocarbon + Nitrogen Oxides for US06 or SC03	N2O-COMB	Combined Nitrous Oxide for HD 2b/3 vehicles only
HC-NM+NOX-COMP	SFTP Composite Non-methane Hydrocarbon + Nitrogen Oxides	LEAK-DIA	Effective Leak Diameter (inches)
CO-COMP	SFTP Composite Carbon Monoxide	LEAK-GAS CAP	Gas Cap Leakage (cc/min)
ETHANOL	C2H5OH - Ethanol	CO2-COMB	Combined Carbon Dioxide for HD 2b/3 Vehicles Only
FE BAG 1	Bag 1 Fuel Economy	KW-HRS	Integrated DC KW-HRS
FE BAG 2	Bag 2 Fuel Economy	CH4 BAG 1	Bag 1 Methane
FE BAG 3	Bag 3 Fuel Economy	CH4 BAG 2	Bag 2 Methane
FE BAG 4	Bag 4 Fuel Economy	CH4 BAG 3	Bag 3 Methane
MFR FE	Manufacturer Fuel Economy	CH4 BAG 4	Bag 4 Methane
HC	Hydrocarbon for Running Loss and ORVR	CO BAG 1	Bag 1 Carbon Monoxide
METHANE	CH4 - Methane	CO BAG 2	Bag 2 Carbon Monoxide
METHANOL	CH3OH - Methanol	CO BAG 3	Bag 3 Carbon Monoxide
N2O	Nitrous Oxide	CO BAG 4	Bag 4 Carbon Monoxide
SPITBACK	Spitback Hydrocarbon in grams	NMOG BAG 1	Bag 1 Non-methane organic gases
AMP-HRS	Integrated Amp-hours	NMOG BAG 2	Bag 2 Non-methane organic gases
START-SOC	System Start State of Charge Watt-hours	NMOG BAG 3	Bag 3 Non-methane organic gases
END-SOC	System End State of Charge Watt-hours	NMOG BAG 4	Bag 4 Non-methane organic gases
ACT-DISTANCE	Actual Distance Driven (miles)		
Certification Region			

Certification Summary Information Report

Test Group	TNSXV0000E5A	Evaporative/Refueling Family	
CA	California + CAA Section 177 states	FA	Federal
Exhaust Emission Standard Level			
B1	Federal Tier 2 Bin 1	T3B160	Federal Tier 3 Bin 160
B2	Federal Tier 2 Bin 2	T3B125	Federal Tier 3 Bin 125
B3	Federal Tier 2 Bin 3	T3B110	Federal Tier 3 Transitional Bin 110
B4	Federal Tier 2 Bin 4	T3B85	Federal Tier 3 Transitional Bin 85
B5	Federal Tier 2 Bin 5	T3SULEV30	Federal Tier 3 Transitional LEV-II SULEV30 Carryover
B6	Federal Tier 2 Bin 6	T3B70	Federal Tier 3 Bin 70
B7	Federal Tier 2 Bin 7	T3B50	Federal Tier 3 Bin 50
B8	Federal Tier 2 Bin 8	T3B30	Federal Tier 3 Bin 30
B9	Federal Tier 2 Bin 9	T3B20	Federal Tier 3 Bin 20
B10	Federal Tier 2 Bin 10	T3B0	Federal Tier 3 Bin 0
B11	Federal Tier 2 Bin 11	HDV2B395	Federal Tier 3 HD Class 2b Transitional Bin 395
HDV1	HDV1 (Federal HD chassis Class 2b GVW 8501-10000)	HDV2B340	Federal Tier 3 HD Class 2b Transitional Bin 340
HDV2	HDV2 (Federal HD chassis Class 3 GVW 10001-14000)	HDV2B250	Federal Tier 3 HD Class 2b Bin 250
L2	California LEV-II LEV	HDV2B200	Federal Tier 3 HD Class 2b Bin 200
L2OP	California LEV-II LEV Optional	HDV2B170	Federal Tier 3 HD Class 2b Bin 170
U2	California LEV-II ULEV	HDV2B150	Federal Tier 3 HD Class 2b Bin 150
S2	California LEV-II SULEV	HDV2B0	Federal Tier 3 HD Class 2b Bin 0
ZEV	California ZEV	HDV3B630	Federal Tier 3 HD Class 3 Transitional Bin 630
OT	Other	HDV3B570	Federal Tier 3 HD Class 3 Transitional Bin 570
T1	Federal Tier 1	HDV3B400	Federal Tier 3 HD Class 3 Bin 400
PZEV	California PZEV	HDV3B270	Federal Tier 3 HD Class 3 Bin 270
L2LEV160	California LEV-II LEV160	HDV3B230	Federal Tier 3 HD Class 3 Bin 230
L2ULEV125	California LEV-II ULEV125	HDV3B200	Federal Tier 3 HD Class 3 Bin 200
L2SULEV30	California LEV-II SULEV30	HDV3B0	Federal Tier 3 HD Class 3 Bin 0
L2LEV395	California LEV-II LEV395	L4SULEV100	California LEV-IV SULEV100
L2ULEV340	California LEV-II ULEV340	L4SULEV125	California LEV-IV SULEV125
L2LEV630	California LEV-II LEV630	L4SULEV15	California LEV-IV SULEV15
L2ULEV570	California LEV-II ULEV570	L4SULEV150	California LEV-IV SULEV150
L3LEV160	California LEV-III LEV160	L4SULEV170	California LEV-IV SULEV170
L3ULEV125	California LEV-III ULEV125	L4SULEV175	California LEV-IV SULEV175
L3ULEV70	California LEV-III ULEV70	L4SULEV20	California LEV-IV SULEV20
L3ULEV50	California LEV-III ULEV50	L4SULEV200	California LEV-IV SULEV200
L3SULEV30	California LEV-III SULEV30	L4SULEV230	California LEV-IV SULEV230
L3SULEV20	California LEV-III SULEV20	L4SULEV25	California LEV-IV SULEV25
L3LEV395	California LEV-III LEV395	L4SULEV30	California LEV-IV SULEV30
L3ULEV340	California LEV-III ULEV340	L4SULEV75	California LEV-IV SULEV75
L3ULEV250	California LEV-III ULEV250	L4SULEV85	California LEV-IV SULEV85
L3ULEV200	California LEV-III ULEV200	L4ULEV125	California LEV-IV ULEV125

Certification Summary Information Report

Test Group		TNSXV0000E5A	Evaporative/Refueling Family		--
L3SULEV170	California LEV-III SULEV170		L4ULEV200	California LEV-IV ULEV200	
L3SULEV150	California LEV-III SULEV150		L4ULEV250	California LEV-IV ULEV250	
L3LEV630	California LEV-III LEV630		L4ULEV270	California LEV-IV ULEV270	
L3ULEV570	California LEV-III ULEV570		L4ULEV40	California LEV-IV ULEV40	
L3ULEV400	California LEV-III ULEV400		L4ULEV400	California LEV-IV ULEV400	
L3ULEV270	California LEV-III ULEV270		L4ULEV50	California LEV-IV ULEV50	
L3SULEV230	California LEV-III SULEV230		L4ULEV60	California LEV-IV ULEV60	
L3SULEV200	California LEV-III SULEV200		L4ULEV70	California LEV-IV ULEV70	
Transmission Type Code					
AMS	Automated Manual- Selectable (e.g. Automated Manual with paddles)		M	Manual	
A	Automatic		OT	Other	
AM	Automated Manual		SA	Semi-Automatic	
CVT	Continuously Variable		SCV	Selectable Continuously Variable (e.g. CVT with paddles)	
Drive System Code					
4	4-Wheel Drive		P	Part-time 4-Wheel Drive	
F	2-Wheel Drive, Front		A	All Wheel Drive	
R	2-Wheel Drive, Rear				
Additional Terms and Acronyms					
AFC	Alternative Fuel Converter		ICI	Independent Commercial Importer	
CSI	Certificate Summary Information		ORVR	Onboard Refueling Vapor Recovery	
DF	Deterioration Factor		SIL	Shift Indicator Light	
Evap	Evaporation, Evaporative		Trans	Transmission	

9. OBD System Description

Refer to the confidential section.

10. Description of Alternate-fueled Vehicles

N.A.

11. AECD Description

Refer to the confidential section.

TNSXV0000E5A

Issue date: Refer to cover page

Revision date:

SEC12(2)-(c)

12. Description of Vehicles Covered by Certificate and Test Parameter

(2) Shifting

(c) Manual transmission

N.A.

TNSXV0000E5A

Issue date: Refer to cover page

Revision date:

SEC12(3)

12. Description of Vehicles Covered by Certificate and Test Parameter

(3) List of Certified Vehicles

Durability Group TNSXEEVNN530
 Test Group TNSXV0000E5A

[Vehicle Identification]

Carline	Trim Line	Trans./OD	Engine Code	Fuel	ETW (lbs)	SIL	Battery Capacity (kWh)	Vehicle Class	Sales Area	
									50S	CAN
LEAF 53kWh (18 inch steel wheels)	S	Auto (Fixed single Speed)	EVAAG	Electricity	4250	N.A.	56	Federal LDV/ California PC	X	X

[Propulsion system]

-Motor							-Traction Inverter	
Model	Type	Rated Power (kW)	Rated Torque (Nm)	Maximum Speed (rpm)	Number of Motor per vehicle	Drive type	Type	Modulation
YM52	Alternating Current 3-phase	130 @(3600)-11700rpm	345 @0-(3500)rpm	12003	1	2-wheel Drive, front	DC/AC 3phase	PWM

-Battery

Refer to the confidential section. Sec16(9)-(a)

-Regenerative Braking

Type	Braking Source	Driver controlled Regen Braking
Electrical Regen. Brake	Front Wheels	None

-Standard Charger

Type	Input Voltage (V)
Conductive On-board	AC 100 - 240 (<32A)

Refer to the attachment for other specs required by § 1962.3. Electric Vehicle Charging Requirements

[Other system]

-Climate control system

The climate control system equipped with electric motor-driven compressor/ Heat-Pump + Air PTC heater system
 The system uses HFO1234yf refrigerant and operates on 12volts DC/ 270 volts DC.
 The vehicle are also equipped with a "pre-conditioning" system that turns on air conditioning system before passengers enter the car.
 The vehicle is not equipped with a fuel-fired heating system.

TNSXV0000E5A

Issue date: Refer to cover page

Revision date:

Charging device specifications

Items	Regulation No.	Requirements	Specifications
DC Charger	1962.4 (i)(3)6.	Maximum allowable direct current fast charge capability	400
AC Charger Inlet	§ 1962.3(c)(1)	Meeting all the specifications applicable to AC Level 1 and Level 2 charging contained in Society of Automotive Engineers (SAE) Surface Vehicle Recommended Practice SAE J1772 REV OCT 2017	Yes
		Minimum output of 5.76 kilowatts (calculated as 24 amps at 240 volts AC) or capable of providing sufficient power to enable charging from a state of discharge to a full charge in less than 4 hours	More than 5.76 kilowatts
Charging Cord	§ 1962.3(c)(3)(A)	Minimum of 20 feet in length	20 feet or more than 20 feet
	§ 1962.3(c)(3)(B)1.	AC Level 1 minimum amperage capability shall be 12 amps.	12 amps or more than 12 amps
	§ 1962.3(c)(3)(B)2.	AC Level 2 minimum amperage capability shall be 24 amps.	24 amps or more than 24 amps
	§ 1962.3(c)(3)(B)3.	The cord shall be configurable by the user, without the use of tools, to facilitate plugging into an appropriate NEMA standard outlet to facilitate Level 1 and Level 2 charging.	Yes
	§ 1962.3(c)(3)(C)	User selectable, without the use of a tool, to downgrade the amperage during charging	Yes
	§ 1962.3(c)(3)(C)1.	For AC Level 1 charging, at a minimum, selectable by the user to charge using 12 amps or 8 amps	Yes
	§ 1962.3(c)(3)(C)2.	If the cord supports amperage above 24 amps for AC Level 2 charging, selectable by the user to charge at 24 amps or at 16 amps	Yes
	§ 1962.3(c)(3)(C)3.	The user selection feature must either be integrated into the cord or in the vehicle itself (e.g., via a charging configuration menu or setting in the vehicle)	(Via) Car navigation system in the vehicle
DC Charger Inlet	§ 1962.3(c)(4)	All battery electric vehicles must be equipped with a DC inlet that meets the specifications applicable to DC charging contained in SAE J1772 REV OCT 2017, SAE Electric Vehicle and Plug in Hybrid Electric Vehicle Conductive Charger Coupler	(Meeting) SAE J3400 with an adaptor which is available for SAE J1772.
	§ 1962.3(c)(5)	The adaptor and alternative inlet must be tested and approved by a NRTL.	An adaptor approved by NRTL will be supplied with a vehicle. Refer to the certificate in the next page.

For charging system information, see two pages after this page.



CERTIFICATE OF COMPLIANCE

Certificate Number: SGSNA/25/GZ/00236
Contract Number: 802138
Certificate Project Number: GZ-CERT250401339
Certified Product: Electric Vehicle Adapter (NACS to J1772 adapter)
Trademarks: Dropcases Limited
Model(s): 85842624
Technical Data: 250VAC, 80A
(Pilot contacts rated 2 A, 30 VDC)

Certificate Holder: Dropcases Limited
Office 2609, Global Gateway Tower, 63 Wing Hong Street, Cheung Sha Wan,
Kowloon, Hong Kong, China

This certificate supercedes previous certificates issued with the same certificate number. Certification is valid when products are indicated on the SGS directory of certified products at www.sgs.com or using the QR code below. The product is certified according to ISO/IEC Guide 17067, Conformity assessment - Fundamentals of product certification, System 3, and in accordance with:


UL 2252, Issue Number: 1, Date July 28, 2023
CSA C22.2 No. 282-17, Second Edition, Rev. December 2022

Authorized by:



Jason Wei
Certifier

Effective date: 30 June 2025






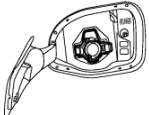
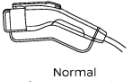



Certification Body

Connectivity & Products, a division of SGS North America Inc.
620 Old Peachtree Road, Ste. 100, Suwanee, GA 30024, USA
t +1 770 570 1800 f +1 770 277 1240 www.sgs.com

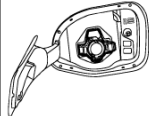






Charging system information

Charging system information (Summary of owner's manual)

Type of charging	Charge port	Charge connector	Control box	Power	Instructions
AC Level 2: Normal charge (AC 220-240 volt)		 Normal charge connector			Use the charging device (AC 220-240 volt) that is installed in your home.
		 Normal charge connector		 Domestic plug	 Electrical outlet

NORMAL-WBTA0002X

Type of charging	Charge port	Charge connector	Control box	Power	Instructions	
AC Level 1: Trickle charge (AC 110-120 volt)		 Normal charge connector		 Domestic plug	 Electrical outlet	Use the L1&L2-EVSE. Use only a 110-120 volt, 15 amp, dedicated outlet installed by a qualified electrician.

NORMAL-WBTA0003X

This vehicle is an electric vehicle and it requires electricity to operate. The Li-ion battery is the only source of power to operate the vehicle.

It is important to conserve power and plan your charging needs when you drive to avoid completely discharging the Li-ion battery.

There are the following methods of charging the Li-ion battery:

- AC Level 2: Normal charge
- AC Level 1: Trickle charge
- DC Level 3: DC Fast Charge

The time to completely charge the vehicle Li-ion battery varies based on the state of charge of the Li-ion battery, condition and age of the Li-ion battery, temperature of the Li-ion battery, ambient temperature and condition of the power source connected to the vehicle, and whether the electric equipment (such as the air conditioner, which consumes electric power) is used.

AC Level 2: Normal charge

NISSAN recommends using normal charging for usual charging of the vehicle. Use of DC Fast Charge should be minimized in order to help prolong Li-ion battery life.

Normal charging uses L1 & L2 EVSE (Electric Vehicle Supply Equipment), or an SAE J1772 compliant charging device con-

ected to a dedicated AC 220 - 240 volt circuit. L1 & L2 EVSE is provided with the vehicle (if so equipped). The charging device is a home charging dock installed in your home by a qualified electrician. It is recommended that you visit a NISSAN certified LEAF dealer. For additional information, see "How to normal charge (AC 220-240 volt) by charging device" (P.47) or "How to normal charge (AC 220-240 volt) by L1 & L2 EVSE (if so equipped)" (P.57).

AC Level 1: Trickle charge

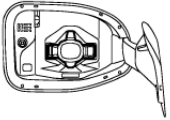

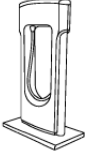
Trickle charging is not recommended for regular use because it takes more time than normal charging. Trickle charge can be used when it is necessary to perform an emergency charge at a destination such as a friend's house.

Trickle charge uses the EVSE (Electric Vehicle Supply Equipment) provided with the vehicle to connect the vehicle to an AC 110-120 volt, 15A dedicated outlet. The outlet should be protected by a circuit breaker to avoid overloading the circuit or other electrical hazard.

For additional information, see "How to trickle charge (AC 110-120 volt) by L1 & L2 EVSE (if so equipped)" (P.49).

Charging system information (2)

Charging system information (Summary of owner's manual)

Type of charging	Charge port	Charge connector	Control box	Power	Instructions
DC Level 3: Quick Charge ONLY Not compatible with NACS Level 1/2 charging.		 Quick charge connector			Public charging stations

NORMAL-WBTA0028X

DC Level 3: DC Fast Charge

A vehicle equipped with a DC Fast Charge port is compatible with the NACS (J3400) connectors on charging stations. Charging stations are UL certified and safe to use in the US.

Quick charging is possible (even several times a day). If the battery temperature is hot, in order to protect the battery, power of the quick charging will be limited.

Public charging:

This vehicle is compatible with any public charging station that is SAE J3400 compliant. If you attempt to charge from a noncompliant charging station, you may not receive a complete charge, or you

may not be able to charge at all due to hardware and software differences. NISSAN is working with states, municipalities, utility companies and others to assist in the preparation of markets and infrastructure. However, NISSAN makes no representations that public charging stations will be available in locations where you wish to operate the vehicle, nor can NISSAN predict the period of time it may take for public charging infrastructure to be developed in your area. Depending on where you live or drive, there may not be sufficient public charging stations available to meet your particular needs for driving range and charging away from your home. Trip planning is therefore

important, and you should plan trips with these facts in mind.

Even when charging the Li-ion battery using a charger capable of more than the vehicle's maximum charging power, the maximum power from the charger will be limited to the vehicle's maximum charging power, it will be changed based on the vehicle status.

During charging the power limit to the vehicle may change depending on the capacity of the Li-ion battery. This is normal and does not indicate a malfunction.

The time needed to charge the Li-ion battery using the DC Fast Charger depends

on many factors including the Li-ion battery temperature and the type of DC Fast Charger used.

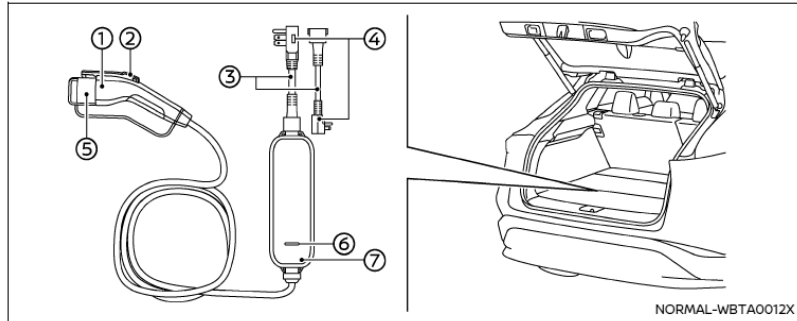
It may take more time to charge the Li-ion battery using the DC Fast Charger if the vehicle is parked in a cold location for a long time.

It may take more time to charge the Li-ion battery using the DC Fast Charger if the temperature of the Li-ion battery is high or low.

Charging system information (3)

Charging system information (Summary of owner's manual)

<Equipments for Normal charge/ Trickle charge>

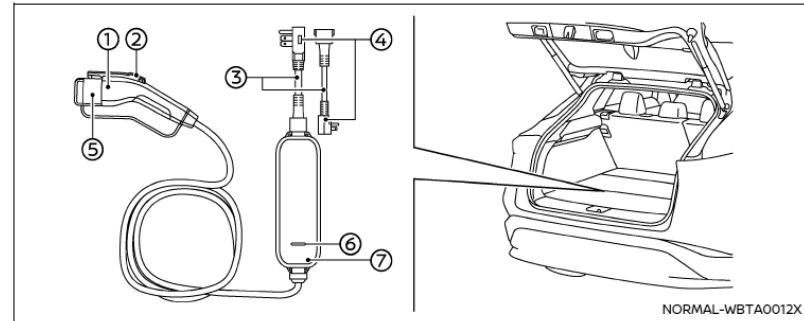


To start normal charging

- ① Charge Connector
- ② Release Button
- ③ Genuine NISSAN exchangeable plug
- ④ Plug
- ⑤ Cap
- ⑥ Indicator light
- ⑦ Control box

NOTE:
Charge schedule, remote charge and immediate charge can be performed in the normal charge mode. For additional information, see "Charging methods" (P.73).

1. Push the P (Park) position switch to place the vehicle in the P (Park) position and apply the parking brake.
2. When charging the LI-Ion battery, place the power switch in the OFF position.
3. Open the Normal Charge Port (J1772) lid and cap on the driver side of vehicle. For additional information, see "Charge port lid" (P.295).
4. Take out the EVSE from the luggage compartment.
When your vehicle is equipped with the exchangeable plug, connect the exchangeable plug for AC 240 volt to the control box.



To start trickle charging:

- ① Charge Connector
- ② Release Button
- ③ Genuine NISSAN exchangeable plug
- ④ Plug
- ⑤ Cap
- ⑥ Indicator light
- ⑦ Control box

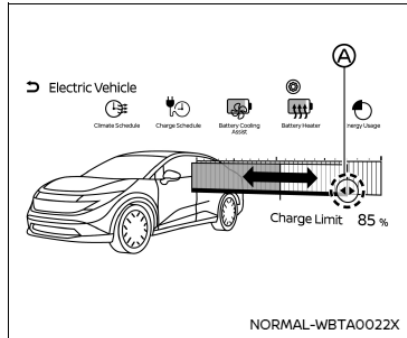
NOTE:
Charge schedule, remote charge and immediate charge can be performed in the trickle charge mode. For additional information, see "Charging methods" (P.73).

1. Push the P (Park) position switch to place the vehicle in the P (Park) position and apply the parking brake.
2. When charging the LI-Ion battery, place the power switch in the OFF position.
3. Open the Normal Charge Port (J1772) lid and cap on the driver side of vehicle. For additional information, see "Charge port lid" (P.295).
4. Take out the EVSE from the luggage compartment.
When your vehicle is equipped with the exchangeable plug, connect the exchangeable plug for AC 120 volt to the control box.

Charging system information (4)

Charging system information (Summary of owner's manual)

CHARGING METHODS




Example

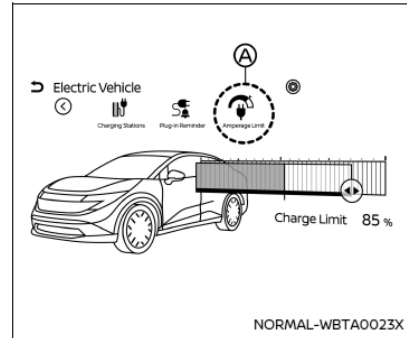
CHARGE LIMIT

The charge limit stops the vehicle from charging when it reaches the desired value. This limit affects AC and DC charging.

See "Electric Vehicle screen" (P.37) to display this screen.

Touch the point  and drag it to the desired charge limit (40% to 100%).

The charge limit can also be set by the vehicle information display. See "EV Settings" (P.183).




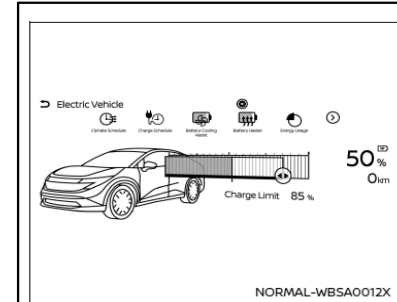
Example

AMPERAGE LIMIT

This function is used to limit the normal charging amperage, to prevent a charging outage when using a home outlet or unfamiliar normal charger.

See "Electric Vehicle screen" (P.37) to display this screen.

Touch the "Amperage Limit" key . Select desired amperage (8, 12, 16, 24 or Max).



Example

The Electric Vehicle screen allows you to use the following features:

Available items may vary depending on models, specifications, software versions and conditions.

- State of charge gauge, driving range, charge remaining time (while-charging)
- Charge Limit (%)
- Climate Schedule
- Charge Schedule
- Battery Cooling Assist
- Battery Heater
- Energy Usage

- Battery Temperature Management Status
- Charging Stations
- Plug-in Reminder
- Amperage Limit

Overview 37



SEC12(4)-1

12. Description of Vehicles Covered by Certificate and Test Parameters

(4) Test Parameter

Durability Group TNSXEEVNN530
 Test Group TNSXV0000E5A

Carline	Trim		ETW (lbs)	Tire		Axle Ratio	N/V Ratio	TRLHP	Coastdown Time (sec.)	Single Roll Dyno Terms			Shift Schedule ID		Test Proc	Cooling Fan Config	Special Test Proc	Sales Area	
	Line	Trans.		Size	Type					A	B	C	City	Hwy				50S	CAN
LEAF 53kWh (18 inch steel wheels)	S	Auto (Fixed single Speed)	4250	215/55R18	All season	9.328	119.6	11.5	22.80	26.30	0.3831	0.01641	FTA	HWA	Part1066	*1	*2*3*4*5*6*7*8	X	X

- *1 The road speed fan to all test cycles.
- *2 Set in maintenance mode. Refer to Type B of SEC16(10)-2.
- *3 After setting maintenance mode, turn off VDC in the System section of VDC Setting.
- *4 After setting maintenance mode, turn off Emergency Braking in the Emergency Assist section of Driver Assistance.
- *5 After setting maintenance mode, turn off Speed Limit Sign in the Traffic Sign Assist section of Driver Assistance.
- *6 After setting maintenance mode, turn off Speed Limit Warning in the Traffic Sign Assist section of Driver Assistance.
- *7 After setting maintenance mode, turn off Rear Auto Braking in the Parking Assist section of Driver Assistance.
- *8 Cancel the automatic P position function by Nissan development tool.

TNSXV0000E5A

Issue date: Refer to cover page

Revision date:

12. Description of Vehicles Covered by Certificate and Test Parameter

(4) Test Parameter

Testing Related Information

-Charging procedure

- 1) Confirm the vehicle is shut off by checking the meter screen is turned off.
- 2) Push open the charge port door on the vehicle.
- 3) Remove the charge connector from the holster.
- 4) Fully insert the charge connector into the charge port.
- 5) Charging begins automatically. The Plug in indicator light comes on the meter screen and start flashing.
- 6) When the vehicle is fully charged, the Plug in indicator light will stop flashing and turn solid.
- 7) Remove the charge connector from the charge port. Make sure to firmly secure the charge connector in its holster.
- 8) Close the charge port door on the vehicle.

-Load setting for dyno procedure

- [1] 1) With no depressing the brake pedal, push the "START" switch twice. The vehicle is set in "Ready" condition, not "IGN-ON" condition.
- 2) Shift into "N" position with depressing the brake.
 - 3) Start the Load Set
 - 4) When the load set is finished, push the "START" switch once to shut off vehicle system

-Safe handling of battery system Information

When working on high voltage cable, wear antistatic boots and insulated gloves. And remove the Shut Down switch.

If high voltage battery is damaged, there is a risk of short circuit to vehicle body due to leakage of electrolyte, and it is necessary to beware of electric shock.

When damaged, the battery may emit white fumes (vaporized electrolyte) due to short circuit.

- > If this happens, cool the battery with hose streams.
- > Since electrolyte is flammable, fire sources are prohibited.
- > Electrolyte liquid and vapor are not toxic, but must not be directly inhaled in large quantities.

[1] Correction of Load setting for dyno procedure due to typo

TNSXV0000E5A

Issue date: Refer to cover page

Revision date: [1] 01/23/26

12. Description of Vehicles Covered by Certificate and Test Parameter

(4) Test Parameter

Testing Related Information

-System Warning Device Information



This EV has 3 indicating devices for warnings specific to EV.

"FAIL" as warning device for the existence of a vehicle malfunction, and the impossibility of vehicle running.

"CAUTION" as warning device for the existence of a vehicle malfunction and the possibility of vehicle running.

"FAIL" and "CAUTION" are same indicator behavior. The difference is run or not.

"SLOW DOWN" which is marked with the figure of TURTLE as warning device for the lowering of acceleration performance.

TYPE		FAIL	SLOW DOWN
Symbol			
	Traveling	IMPOSSIBLE	POSSIBLE
	Repair	Required	Not-required
	Acceleration performance	Impossible to run	SLOW DOWN
	User's responsibility	Repair	Charging or Cooling the Vehicle

-Emergency procedures

When an accident happens

- > Stop the car to the safe place.
- > Turn key off
- > Rescue injured persons if there any.
- > Please call emergency (911).

TNSXV0000E5A

Issue date: Refer to cover page

Revision date:

14. Request for Certification

Request for Certificate to ARB

Test Group	TNSXV0000E5A
Exhaust emission control system number	1 of 1
Evaporative/Refueling Family	N.A.
Carline	LEAF 53kWh (18 inch steel wheels)

Nissan Motor Co., Ltd. requests that ARB issue a 2026 model year executive order for the above specified test group and evaporative/refueling family combination more fully described in this application. This combination complies with the following applicable emission standard

Federal	X
California & 177 States	X

This combination complies with all applicable regulations contained within 40 CFR Part86, the application is current as of this date. The exhaust and evaporative/refueling emission test results support this request for certificate.



Takane Hayashi
Senior Manager
Regulation and Homologation Department

TNSXV0000E5A
Issue date: Refer to cover page
Revision date:

14. Request for Certification

Request for Certificate to EPA

Test Group	TNSXV0000E5A
Exhaust emission control system number	1 of 1
Evaporative/Refueling Family	N.A.
Carline	LEAF 53kWh (18 inch steel wheels)

Nissan Motor Co., Ltd. requests that EPA issue a 2026 model year certificate of conformity for the above specified test group and evaporative/refueling family combination more fully described in this application. This combination complies with the following applicable emission standard

Federal	X
California & 177 States	X

This combination complies with all applicable regulations contained within 40 CFR Part86, the application is current as of this date. The exhaust and evaporative/refueling emission test results support this request for certificate.



Takane Hayashi
Senior Manager
Regulation and Homologation Department

TNSXV0000E5A

Issue date: Refer to cover page

Revision date:

SEC15(1)

15. Other Information

(1) Fee Filing Form

Refer to the attached Fee Filing Form.

TNSXV0000E5A

Issue date: Refer to cover page

Revision date:

US EPA Fee Form

[Help and EPA Instructions](#)

* Required Field

General Information

Date: 06/18/2025

Process Code *

Submit New Fee Filing Form

Manufacturer Code *

NSX

Manufacturer Name *

NISSAN MOTOR CO., LTD.

Contact Name *

Farrukh Khan

Contact Email Address *

KhanF@nrd.nissan-usa.com

Contact Phone *

248-488-4649

Calendar Year complete application submitted to EPA *

2025

PLEASE NOTE: These fees apply to complete certification applications received by EPA from January 1, 2025, through December 31, 2025. The applicable fee is determined by the

calendar year in which the complete certification application is received, not the model year.

Engine Family / Evaporative Family / Test Group *

TNSXV0000E5A

Certificate Request Type (Industry Sector Code)

Certificate Request Type *

- On-Highway LDV, LTD, MDVPV, HDV Chassis Cert (Federal) (A, B, D, J, T, V)
- On-Highway HDE Dyno Cert (Federal) (E, H)
- On-Highway LD ICI, MDPV ICI, HDV ICI (A, B, D, J, T, V)
- On-Highway Motorcycle (C)
- On-Highway HDV Evap (F)
- On-Highway LDV, LTD, MDVPV, HDV Chassis Cert (California-Only) (A, B, D, J, T, V)
- On-Highway HDE Dyno Cert (California-Only) (E, H)
- Nonroad CI (L)
- Nonroad SI (B, S)
- Locomotive (G, K)
- All Nonroad Recreational, excluding Marine engines (X, Y)
- All Marine (Including IMO) (M, N, W)
- Component Certification for Evaporative Emissions (P)

IMO Name (Required for dual US/IMO Marine Only)

ICI VIN Number (Required for ICIs Only)

Do you qualify for a Reduced Fee? *

No

Payment Information

Amount Owed

\$32,939.00

Payment Type *

Offline Wire

Comments

EPA Form Number 3520-29

OMB Control No. 2060-0545

Approval expires 7/31/2027

The public reporting and recordkeeping burden for this collection of information is estimated to average 12 minutes per response. Send comments on the Agency's need for this information, the accuracy of the provided burden estimates, and any suggested methods for minimizing respondent burden, including through the use of automated collection techniques to the Director, Collection Strategies Division, U.S. Environmental Protection Agency (2822T), 1200 Pennsylvania Ave., NW, Washington, D.C. 20460. Include the OMB control number in any correspondence. Do not send the completed forms to this address.

The content of this document may contain Sensitive But Unclassified (SBU) data and/or Controlled Unclassified Information (CUI).

Application For Certification

Part2

Individual application for 2026 Model Year

Durability Group	TNSXEEVNN530
Evaporative / Refueling Family	N.A.
Test Group	TNSXV0000E5A
Test Group Description	BEV (Battery Electric Vehicle) Federal LDV / California PC
Exhaust Emission Standard	Federal Tier 3 Bin 0 (Tier 3 Compliant), CFV-ZEV, ILEV / California ZEV
Evaporative Emission Standard	N.A.
Vehicles Covered	NISSAN LEAF 53kWh (18 inch steel wheels) (50 States)
Issue Date	January 23, 2026
For Questions, Contact	Ryuichi Haya Telephone No. 248-488-4654

NISSAN MOTOR CO., LTD.

Part2
TABLE OF CONTENTS

Section	Title	Application	
		General	Individual
1	Part Number		X
2	Calibration Information		X
3	Detailed Description of Vehicles Covered by Certificate and Test Parameter		
	(1) Updated List of Certified Vehicles		X
	(2) Updated Test Parameter		X
	(3) Basic Information about Engine Code		X
	(4) HCHO/NMHC factor	X	
4	Final US Sales	X	
5	Service Manuals, Service bulletins	X	
6	California ARB Information		
	(1)-1. Long-Term Emission System Defect Warranty Parts List		X
	(1)-2. High-Cost Warranty Parts List		X
	(2) Diagnostic Link Connector (DLC) Location and Connector Picture		X

SEC1

1. Part numbers

<u>Carline</u>	<u>Engine Code</u>	<u>Vehicle Controller</u>	<u>Motor Controller</u>	<u>Charger Controller</u>	<u>Battery Controller</u>	<u>Battery Controller Calibration I.D. No.</u>	<u>Main Battery</u>
LEAF 53kWh (18 inch steel wheels)	EVAAG	NHC007-009 (AD1), NHC007-012 (AD1 PTC)	291A0 7TA??	7TA2	293C4 7TC1? 293A0 7TC1?	293B4 7TC0?	295B0 7TC1?, 295B0 7TC0?

Note: The parts with plural establishment have the same calibration and performance, even though the parts manufacturers are different.
The figures and numbers in the place of the mark ? are variable according to lot number and production date.

TNSXV0000E5A

Issue date: Refer to cover page

Revision date:

2. Calibration Information

All electric operations are controlled by electric control module.
Calibration is identified parts number.

TNSXV0000E5A

Issue date: Refer to cover page

Revision date:

SEC3

3. Detailed Description of Vehicles Covered by Certificate and Test Parameter

(1) Updated List of Certified Vehicles

Refer to the Individual application, Sec. 12 in Part1

(2) Updated Test Parameter

Refer to the Individual application, Sec. 12 in Part1

(3) Basic Information about Engine Code

Model Name	Engine Code	Motor		Battery	Measured amount of discharged energy (1/3c)(kWh)
		Model	Controller	Type	
LEAF 53kWh (18 inch steel wheels)	EVAAG	YM52	291A0 7TA??	Lithium Ion	55

Note: The parts with plural establishment have the same calibration and performance, even though the parts manufacturers are different.
The figures and numbers in the place of the mark ? are variable according to lot number and production date.

TNSXV0000E5A

Issue date: Refer to cover page

Revision date: