



**UNITED STATES ENVIRONMENTAL PROTECTION AGENCY
WASHINGTON, DC 20460**

**OFFICE OF CHEMICAL SAFETY
AND POLLUTION PREVENTION**

October 25, 2022

Renee Warner
Analyst, Regulatory Affairs
Scotts Miracle-Gro
PO Box 190
Marysville, OH 43040

Subject: Label Amendment – Address the Agency Initiated Letters 03-14- 2022 and 04-27-2022: Optional marketing claims under Palatability are to be presented as one continuous claim and formatted consistently on the final printed label with the same background, font color and font size; inclusion of the product logo; use of the EPA Reg. No. for the referenced Scotts’ comparison product will not be on the final printed label, and addition of an Alternative Brand Name.

Product Name: TC Mouse Killer 120-Purple

EPA Registration Number: 90780-16

Application Date: March 14, 2022

Decision Number: 582575

Dear Renee Warner:

The amended label referred to above, submitted in connection with registration under the Federal Insecticide, Fungicide, and Rodenticide Act (FIFRA), as amended, is acceptable. This approval does not affect any conditions that were previously imposed on this registration. You continue to be subject to existing conditions on your registration and any deadlines connected with them.

The alternate brand name, “Tomcat Advanced Brand Mouse Bait with Refillable Station” has been added to the product record.

A stamped copy of your labeling is enclosed for your records. This labeling supersedes all previously accepted labeling. You must submit one copy of the final printed labeling before you release the product for shipment with the new labeling. Products shipped after 12 months from the date of this letter or the next printing of your label, whichever occurs first, must bear the new revised label.

Should you wish to add/retain a reference to the company’s website on your label, then please be aware that the website becomes labeling under FIFRA and is subject to review by the Agency. If the website is false or misleading, the product would be misbranded and unlawful to sell or distribute under FIFRA section 12(a)(1)(E). 40 CFR 156.10(a)(5) lists examples of statements EPA may consider false or misleading. In addition, regardless of whether a website is referenced

Page 2 of 2
EPA Reg. No. 90780-16
Decision No. 582575

on your product's label, claims made on the website may not substantially differ from those claims approved through the registration process. Therefore, should the Agency find or if it is brought to our attention that a website contains false or misleading statements or claims substantially differing from the EPA approved registration, the website will be referred to the EPA's Office of Enforcement and Compliance.

Your release for shipment of the product constitutes acceptance of these conditions. If these conditions are not complied with, the registration will be subject to cancellation in accordance with FIFRA section 6.

If you have any questions, please contact Ralph Narain at 202-566-2853 or at Narain.Ralph@epa.gov.

Sincerely,

A handwritten signature in black ink, appearing to read 'VE', followed by a horizontal line extending to the right.

Venus Eagle, Product Manager 01
Invertebrate and Vertebrate Branch 3
Registration Division (7505T)
Office of Pesticide Programs

Enclosure: Stamped label

OUTER PACKAGE - COMPLETE LABEL

TC MOUSE KILLER 120-PURPLE

This Bait Station is Resistant to Weather and to Tampering by Children and Dogs. For Use Indoors and Outdoors.

ACTIVE INGREDIENT :

Bromethalin (CAS #63333-35-7): 00.01 %
OTHER INGREDIENTS*.....99.99%
100.00%

*Contains Denatonium Benzoate

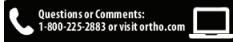
**KEEP OUT OF REACH OF CHILDREN
CAUTION**

See back [bottom] [and] [side] panel [s] for First Aid, Additional Precautionary Statements, and Directions for Use.

Available Exclusively From: [Distributed by] [Sold by] [Manufactured For]:

Tomcat Brands
PO Box 190
Marysville, OH 43040
[www.tomcat.com] [tomcat.com]
[\[Patent pending\]](#)

EPA Reg. No. 90780-16
EPA Est. No. 12455-WI-1^k, 12455-WI-2^p, 12455-WI-3^w
[Superscript is first letter of lot number]
[phone icon] Questions, [or] Comments [?] [or Medical Information?] [computer icon]



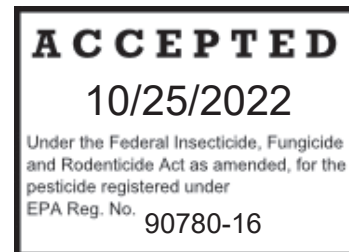
¿Preguntas, Comentarios o Información Médica?
[1-877-332-0755] [www.tomcat.com]
© 20XX, [Licensed by] Tomcat [Brands]. World rights reserved

ABNs:

Tomcat Mouse Refillable Bait Station
Tomcat Mouse Killer Refillable Bait Station
Tomcat Advanced Brand Mouse Bait with Refillable Station

NET WT:

2 x 1 oz Block Bait & 2 oz (56g) to 16 oz. (454g)
1 Refillable Bait Station 16 x 1 oz. Block Bait &
1 Refillable Bait Station 1 Refillable Bait Station



FIRST AID	
IF SWALLOWED:	<ul style="list-style-type: none">• Call a poison control center, doctor, or 1-877-465-5161 immediately for treatment advice• Have person sip a glass of water if able to swallow.• Do not induce vomiting unless told to do so by the poison control center or doctor
IF ON SKIN:	<ul style="list-style-type: none">• Wash with plenty of soap and water.
HAVE LABEL WITH YOU WHEN OBTAINING TREATMENT ADVICE	
TREATMENT FOR PET POISONING If an animal eats this bait, call a veterinarian at once.	
NOTE TO PHYSICIAN OR VETERINARIAN Contains the nerve poison bromethalin. This product is not an anticoagulant type rodenticide. For humans or animals ingesting bait and/or showing poisoning signs (such as muscle tremors, loss of hind limb use, or seizures for animals), limit absorption by either emesis or gastric lavage. Sublethal symptoms, if present, would be the result of cerebral edema and should be treated accordingly through administration of an osmotic diuretic and corticosteroid.	

PRECAUTIONARY STATEMENTS

Hazards to Humans and Domestic Animals

CAUTION: Bait contents harmful if swallowed. Keep away from children, domestic animals and pets. Any person who retrieves carcasses or unused bait following application of this product must wear gloves.

USER SAFETY REQUIREMENTS: As soon as possible, wash hands thoroughly after applying bait and before eating, drinking, chewing gum, using tobacco, or using the toilet.

ENVIRONMENTAL HAZARDS

This product is extremely toxic to fish, birds and other wildlife. Dogs, cats and other predatory and scavenging mammals and birds might be poisoned if they feed upon animals that have eaten this bait. Do not apply directly to water.

DIRECTIONS FOR USE

It is a violation of Federal law to use this product in a manner inconsistent with its labeling.

READ THIS LABEL: Read this entire label and follow all use directions and use precautions. Use only for the sites, pests and application methods described on this label.

USE RESTRICTIONS:

This bait station may be used in areas accessible to children and pets, consistent with all use restrictions and other requirements indicated on this label. Do not apply further than 50 feet from home or building.

For control only of house mice. This bait station can only be refilled with the block bait sold with this station. This product [TC Mouse Killer 120 PURPLE] must be used in and around buildings consistent with all use restrictions and other requirements indicated on this label. Do not place this bait station or stored block bait in any area where there is a possibility of contaminating food or surfaces that come into direct contact with food. Store bait block refills out of reach of children and pets.

[Note to PM: “Either Option 1 or Option 2 presentation will be listed on the final printed label.]

[Option 1]

SELECTION OF TREATMENT AREAS [Indoors & Outdoors]: Determine areas where house mice will most likely find and consume the bait. Generally, these areas are along walls, by gnawed openings, in corners and concealed places.

APPLICATION DIRECTIONS:

While wearing gloves, place one block of bait in the bait station. See additional GRAPHICS AND TEXT. Place the bait station at point of highest activity along a wall or in corner where signs of house mice have been seen. If additional units are to be used, place bait stations at 8- to 12-foot intervals. While wearing gloves, replace bait in bait station if bait is consumed or contaminated and house mice still are using the bait station. Maintain an uninterrupted supply of fresh bait for at least 15 days or until there no longer are fresh signs of house mouse activity in infested areas. Mice will eat a small amount of bait and leave the station. You likely will not find a dead mouse in the station.

**LOADING
BAIT INTO
STATION**

1 REMOVE BAIT CARTRIDGE FROM BOTTOM OF STATION



With your left hand push tab up.



While still holding tab, squeeze prongs of bait cartridge and pull it away from station.

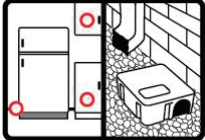

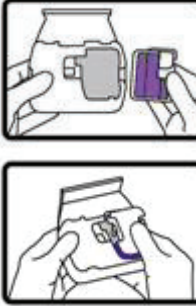



Note to PM: alternate language: “While still holding tab, squeeze prongs of bait cartridge [with your right hand] and pull it away from station.”



Note to PM: Visual of “Loading bait into station can be in either photos shown above, or icons as shown below with text from chart.

Follow-up: Wearing gloves, collect and properly dispose of any leftover bait or carcasses. Carcasses should be placed in an outdoor garbage can. To discourage re-infestation, eliminate food, water and harborage as much as possible. If re-infestation does occur, repeat treatment.

[Option 2] APPLICATION DIRECTIONS

<p>1. Selection of Treatment Areas [Indoors & Outdoors]</p> 	<p>2. Remove Bait Cartridge</p> 	<p>3. Load Bait</p> 	<p>4. Placing Bait Stations</p> 	<p>5. Monitor</p> 	<p>6. Follow Up</p> 
<p>Determine areas where house mice will most likely consume the bait. Generally, these areas are along walls, by gnawed openings, in corners and concealed places.</p>	<p>Flip station over to remove the cartridge from the bottom of the station. With your left hand, push tab up. While still holding tab, squeeze prongs of bait cartridge and pull it away from station.</p>	<p>While wearing gloves, place one block of bait in the bait station. Place bait into cartridge. Push the loaded cartridge into station until the cartridge clicks into place.</p>	<p>Place bait station at point of highest activity along a wall or in corner where signs of house mice have been seen. If additional units are to be used, place bait stations at 8- to 12-foot intervals.</p>	<p>Maintain an uninterrupted supply of fresh bait for at least 15 days or until there no longer are fresh signs of house mouse activity in infested areas. While wearing gloves, replace the block bait if it has been consumed or contaminated and house mice are still using the bait station. Mice will eat a small amount of bait and leave the station. You likely will not find a dead mouse in the station.</p>	<p>Wearing gloves, collect and properly dispose of any leftover bait and/or carcasses. Carcasses should be placed in an outdoor garbage can. To discourage re-infestation, eliminate food, water and harborage as much as possible. If re-infestation does occur, repeat treatment.</p>

STORAGE AND DISPOSAL

Pesticide Storage: Store only in original container in a cool, dry place inaccessible to children and pets.

Pesticide Disposal and Container Handling: Nonrefillable Container. Do not reuse or refill container except as described in the Directions For Use.

If Empty: Place in trash or offer for recycling if available.

If Partly Filled: Call your local solid waste agency for disposal instructions. Never place unused product down any indoor or outdoor drain.

Note to PM- Warranty/Guarantee or notice statements may or may not appear on market label

WARRANTY: To the extent consistent with applicable law, seller makes no warranty, expressed or implied, concerning the use of this product other than indicated on the label. Buyer assumes all risk of use and/or handling of this material when such use and/or handling is contrary to label instructions

Notice: To the extent consistent with applicable law, buyer assumes all risks of use, storage or handling of this product not in accordance with directions.

Lot/Batch # [to appear on outer packaging]

BAIT STATION LABEL

TC MOUSE KILLER 120-PURPLE

This Bait Station is Resistant to Weather and to Tampering by Children and Dogs. For Use Indoors and Outdoors.

ACTIVE INGREDIENT :
Bromethalin (CAS #63333-35-7): 0.01%
OTHER INGREDIENTS*:..... .99.99%
100.00%

*Contains Denatonium Benzoate

EPA REG. NO. 90780-16 EPA Est. No. 12455-WI-1^k, 12455-WI-2^p, 12455-WI-3^w
[Superscript is first letter of lot number]

Net Wt.: 1 oz. (28g) block bait

DO NOT ALLOW CHILDREN OR PETS TO PLAY WITH THE BAIT STATION

This bait station can only be refilled with the block bait sold with this station.

CAUTION: See outer packaging for DIRECTIONS FOR USE, FIRST AID and additional PRECAUTIONARY STATEMENTS.

If swallowed, call a poison control center, doctor, or 1-877-465-5161.

Model number: MR1c
Lot/batch #

NOTE TO PM: ARTWORK WILL REFLECT MODEL NUMBER OF THE STATION

The following claims may or may not appear on any label panel or in advertising.

OPTIONAL MARKETING STATEMENTS:

Efficacy claims:

1. House mice usually consume a lethal dose in a single night's feeding, but it may take two or more days from time of consumption for them to die.
2. Kills house mice
3. House mice cease feeding after consuming a toxic dose
4. House mouse [mice] killer
5. Kills up to 12 house mice per bait block* * based on no-choice laboratory testing
6. Each block kills up to 12 house mice* * based on no-choice laboratory testing
7. Each station contains enough bait to kill up to 12 house mice* * based on no-choice laboratory testing
8. Includes [This package includes] [contains] Enough bait to kill up to 12, [24] [36] [48] [60] [72] [84]) [96] [108] [120] [132] [144] [156] [168] [180] [192] * * house mice based on no-choice laboratory testing

Bait Station Claims

9. Refillable house mouse[mice] bait station
10. Refillable [Reusable] bait station
11. See-thru lid for easy monitoring
12. Bait Station with bromethalin
13. Includes 2 [3] [4] [5] [6] [7] [8] [9] [10] [11] [12] [13] [14] [15] [16] 1 oz refill bait [blocks]
14. Contains 2 [3] [4] [5] [6] [7] [8] [9] [10] [11] [12] [13] [14] [15] [16] 1 oz blocks [bait]
15. House mouse[mice] feeding station
16. Portico allows entry from either side
17. Made in USA
18. 2 [3] [4] [5] [6] [7] [8] [9] [10] [11] [12] [13] [14] [15] [16]) bait refills
19. 2 [3] [4] [5] [6] [7] [8] [9] [10] [11] [12] [13] [14] [15] [16] one-ounce refills
20. 2 [3] [4] [5] [6] [7] [8] [9] [10] [11] [12] [13] [14] [15] [16] block bait [s] & One [1] [2] [Two] [3] [Three] [4] Four refillable station [s]
21. Can be used indoors or [&] out [doors]
22. Station is child and dog resistant
23. House mouse [mice] bait killer in a child and dog tamper-resistant bait [feeding] station
24. Child and dog resistant [bait] station
25. Child, dog, and weather resistant [bait] station
26. Weather resistant [bait] station
27. For use indoors and out
28. Use indoors and out [doors]
29. Indoor and outdoor
30. Durable design of bait station is child and dog resistant
31. Durable design of station is child and dog resistant
32. Kid and Dog tested [bait] station
33. Kid and Dog Resistant [Bait] Station
34. Kid & Dog Tamper-Resistant [Bait] Station
35. Clear lid for easy bait monitoring
36. See-thru lid for easy bait monitoring
37. House mice may enter, feed on the bait, and then leave the bait station
38. This bait station is not a trap
39. Use in kitchens
40. Use in kitchens behind appliances
41. Use inside kitchen cabinets
42. Use behind appliances & [and] inside cabinets
43. Use in kitchens, behind appliances and [&] inside cabinets
44. Easy placement behind appliances and in cabinets for kitchen house mice

45. Easy placement behind appliances for kitchen house mice
46. Easy placement in cabinets for kitchen house mice
47. Can be placed behind kitchen appliances and [or] inside kitchen cabinets
48. Can be used behind kitchen appliances and [or] inside cabinets
49. Use in kitchens, behind kitchen appliances, and [&] inside kitchen cabinets
50. Value Pack** *Note to PM- Value pack would not exceed the 1 lb limit for any package sold at a discounted price*

Other-Guarantees:

51. Kills house mice [,] guaranteed[.]+
52. Results Guaranteed+
53. Guaranteed to kill mice, or your money back. +
54. Guaranteed to kill+

Note to PM: this disclaimer below will be placed in the vicinity on the packaging as the optional marketing claim it supports

+Tomcat [Brands] Guarantee [Satisfaction Guaranteed or Your Money Back] If for any reason you, the consumer, are not satisfied with this product, mail us your original proof of purchase to obtain a full refund of your purchase price

Palatability Claims

55. Formulated for increased attractiveness to [for] house mice
56. Formulated for increased palatability to [for] house mice
57. Formulated for enhanced attractiveness to [for] house mice
58. Formulated for improved attractiveness to [for] house mice
59. Palatable bait formulation for house mice
60. Formulated for increased attractiveness and palatable bait formulation for house mice
61. Formulated for enhanced attractiveness and palatable bait formulation for house mice
62. Formulated for improved attractiveness and palatable bait formulation for house mice
63. Enhanced attractiveness to [for] house mice vs [versus] Our Tomcat Mouse Killer Child & Dog Resistant, Refillable Station [EPA Reg. No. 90780-10]
64. Improved [bait] formulation to [for] house mice [vs] versus Our Tomcat Mouse Killer Child & Dog Resistant, Refillable Station [EPA Reg. No. 90780-10]
65. Enhanced [bait] formulation to [for] house mice [vs] versus Our Tomcat Mouse Killer Child & Dog Resistant, Refillable Station [EPA Reg. No. 90780-10]
66. Advanced [bait] formulation to [for] house mice [vs] versus Our Tomcat Mouse Killer Child & Dog Resistant, Refillable Station [EPA Reg. No. 90780-10]
67. More palatable [bait formulation] to [for] house mice [vs] versus Our Tomcat Mouse Killer Child & Dog Resistant, Refillable Station [EPA Reg. No. 90780-10]
68. More attractive to [for] house mice [vs] versus Our Tomcat Mouse Killer Child & Dog Resistant, Refillable Station [EPA Reg. No. 90780-10]
69. Advanced formula to [for] house mice [vs] versus Our Tomcat Mouse Killer Child & Dog Resistant, Refillable Station [EPA Reg. No. 90780-10]
70. Enhanced attractiveness [and] [improved palatability] to [for] house mice vs [versus] Our Tomcat Mouse Killer Child & Dog Resistant, Refillable Station [EPA Reg. No. 90780-10]
71. Advanced formula to be a more palatable bait formulation to [for] house mice [vs] versus Our Tomcat Mouse Killer Child & Dog Resistant, Refillable Station [EPA Reg. No. 90780-10]
72. Advanced [bait] formula that is more palatable to [for] house mice [vs] versus Our Tomcat Mouse Killer Child & Dog Resistant, Refillable Station [EPA Reg. No. 90780-10]
73. Advanced formula with increased palatability to [for] house mice [vs] versus Our Tomcat Mouse Killer Child & Dog Resistant, Refillable Station [EPA Reg. No. 90780-10]
74. Advanced formula with more palatable bait [formulation] to [for] house mice [vs] versus Our Tomcat Mouse Killer Child & Dog Resistant, Refillable Station [EPA Reg. No. 90780-10]

Note to PM: Each of the above optional marketing claims under Palatability, claim nos. 55-74, will be presented as one continuous claim and will be formatted consistently on the final printed label with the same background, font color and font size. Further, the use of the EPA Reg. No. for the referenced Scotts' comparison product will not be included on the final printed label of this product.

Other claims





75. Indoor Placement: Kill house mice in the home/house

Disease Claims

- 76. Kills house mice that may transmit disease[s] Leptospirosis (Weil's Disease)
[Salmonellosis][Lymphocytic Chorio-meningitis (LCM)][Rat Bite Fever]
- 77. Kills house mice that may transmit Leptospirosis (Weil's Disease)
- 78. Kills house mice that may transmit Salmonellosis
- 79. Kills house mice that may transmit Lymphocytic Chorio-meningitis (LCM)
- 80. Kills house mice that may transmit Rat Bite Fever

OPTIONAL GRAPHICS:

NOTE TO PM: COLOR (RED) ON SOME OF THESE ILLUSTRATIONS MAY VARY IN SHADE AND/OR MAY CHANGE TO ANOTHER COLOR DEPENDING ON FINAL ARTWORK DESIGN- BAIT WILL ALWAYS BE DEPICTED AS PURPLE

	<p>CAN BE USED IN A VARIETY OF LOCATIONS</p>  <p>BEHIND APPLIANCES</p>  <p>IN ATTICS</p>  <p>INSIDE CABINETS</p>  <p>GARAGES</p>  <p>BASEMENTS</p>  <p>HOME EXTERIOR</p> <p>All use must be consistent with the USE RESTRICTIONS in the DIRECTIONS FOR USE section of this label.</p>	
--	---	--





NOTE TO PM: ARROW OPTIONS BELOW MAYBE USED INSTEAD OF THE RED ARROWS FOR IMAGES ABOVE. ARROW COLORS AND SIZE/SHAPE MAY VARY ON FINAL PRINTED LABELING

Load 1 Block Into Refillable Station

Bait must always be used with in this bait station. Store other blocks OUT OF THE REACH OF CHILDREN & PETS

Load 1 Block Into Refillable Station










Bait must always be used with in this bait station. Store other blocks OUT OF THE REACH OF CHILDREN & PETS


Load 1 Block Into Refillable Station

Bait must always be used in this bait station


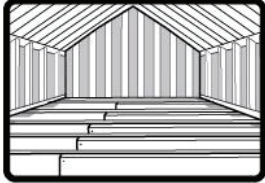
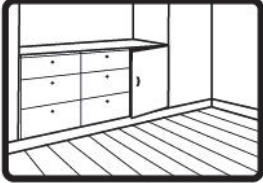
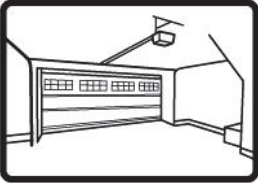
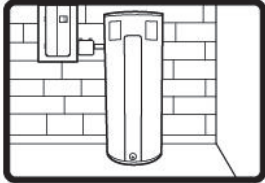

Load 1 Block Into Refillable Station

Bait must always be used in this bait station

<p>LOADING BAIT INTO STATION</p>	<p>1 REMOVE BAIT CARTRIDGE FROM BOTTOM OF STATION</p>	<p>2 LOAD BAIT</p>
	 <p>With your left hand push tab up.</p>	 <p>Place bait into cartridge.</p>
	 <p>While still holding tab, squeeze prongs of bait cartridge and pull it away from station.</p>	 <p>Push cartridge into station until it clicks into place.</p>
<p>CAN BE USED IN A VARIETY OF LOCATIONS</p>	 <p>BEHIND APPLIANCES</p>	 <p>IN ATTICS</p>
 <p>INSIDE CABINETS</p>	 <p>GARAGES</p>	 <p>BASEMENTS</p>

		
<p>HOME EXTERIOR</p>		

All use must be consistent with the USE RESTRICTIONS in the DIRECTIONS FOR USE section of this label

<p>CAN BE USED IN A VARIETY OF LOCATIONS</p>	<p>BEHIND APPLIANCES</p>	<p>IN ATTICS</p>
		
<p>INSIDE CABINETS</p>	<p>GARAGES</p>	<p>BASEMENTS</p>
		
<p>HOME EXTERIOR</p>		
		

All use must be consistent with the USE RESTRICTIONS in the DIRECTIONS FOR USE section of this label

Note to PM- Cat Logo will be positioned on market label in closer proximity to the product name Brand (TOMCAT)

Options below.



Version A - Over Black



Version A - Over White

